

Lookback time bounds from energy conditions

J. Santos,^{1,2,3,*} J.S. Alcaniz,^{2,†} M.J. Rebouças,^{3,‡} and N. Pires^{1,§}

¹Universidade Federal do Rio Grande do Norte, Departamento de Física C.P. 1641, 59072-970 Natal – RN, Brasil

²Departamento de Astronomia, Observatório Nacional, 20921-400, Rio de Janeiro – RJ, Brasil

³Centro Brasileiro de Pesquisas Físicas, 22290-180 Rio de Janeiro – RJ, Brasil

(Dated: December 6, 2018)

In general relativity, the energy conditions are invoked to restrict general energy-momentum tensors on physical grounds. We show that in the standard Friedmann–Lemaître–Robertson–Walker (FLRW) approach to cosmological modeling, where the energy and matter components of the cosmic fluid are unknown, the energy conditions provide model-independent bounds on the behavior of the lookback time of cosmic sources as a function of the redshift for any value of the spatial curvature. We derive and confront such bounds with a lookback time sample which is built from the age estimates of 32 galaxies lying in the interval $0.11 \lesssim z \lesssim 1.84$ and by assuming the total expanding age of the Universe to be 13.7 ± 0.2 Gyr, as obtained from current cosmic microwave background experiments. In agreement with previous results, we show that all energy conditions seem to have been violated at some point of the recent past of cosmic evolution.

PACS numbers: 98.80.Es, 98.80.-k, 98.80.Jk

I. INTRODUCTION

The standard Friedmann-Lemaître-Robertson-Walker (FLRW) approach to model the Universe begins with two basic assumptions. First, it is assumed that our 3-dimensional space is homogeneous and isotropic at sufficiently large scales. Second, it is also assumed the Weyl's principle, that ensures the existence of a cosmic time t . The most general spacetime metric consistent with these assumptions is

$$ds^2 = dt^2 - a^2(t) \left[\frac{dr^2}{1 - kr^2} + r^2(d\theta^2 + \sin^2\theta d\phi^2) \right], \quad (1)$$

where ($k = 0, 1, -1$), $a(t)$ is the cosmological scale factor, and we have set the speed of light $c = 1$. The metric (1) only expresses the above assumptions, and to proceed further in this geometrical approach to model the physical world, one needs a metrical theory of gravitation as, e.g., general relativity (which we assume in this work) to study the dynamics of the Universe.

These very general assumptions imply that the cosmological fluid is necessarily of a perfect-fluid type, i.e.,

$$T_{\mu\nu} = (\rho + p)v_\mu v_\nu - p g_{\mu\nu}, \quad (2)$$

where v_μ is the fluid four-velocity, with total density ρ and pressure p given, respectively, by

$$\rho = \frac{3}{8\pi G} \left[\frac{\dot{a}^2}{a^2} + \frac{k}{a^2} \right], \quad (3)$$

$$p = -\frac{1}{8\pi G} \left[2\frac{\ddot{a}}{a} + \frac{\dot{a}^2}{a^2} + \frac{k}{a^2} \right], \quad (4)$$

and dots denote derivative with respect to the time t .

Without assuming any particular equation of state, one can proceed even further in this approach to model the universe by invoking the so-called *energy conditions* [1, 2, 3] that limit the energy-momentum tensor on physical grounds.

In the FLRW context, where only the energy-momentum of a perfect fluid (2) should be considered, these conditions take one of the forms (see, e.g., [1, 2, 3, 4])

$$\begin{aligned} \text{NEC} &\implies \rho + p \geq 0, \\ \text{WEC} &\implies \rho \geq 0 \quad \text{and} \quad \rho + p \geq 0, \\ \text{SEC} &\implies \rho + 3p \geq 0 \quad \text{and} \quad \rho + p \geq 0, \\ \text{DEC} &\implies \rho \geq 0 \quad \text{and} \quad -\rho \leq p \leq \rho, \end{aligned} \quad (5)$$

where NEC, WEC, SEC and DEC correspond, respectively, to the null, weak, strong and dominant energy conditions. From Eqs. (3) – (4), one has that these energy conditions can be recast as a set of differential constraints involving the scale factor a and its derivatives for any spatial curvature k , namely

$$\text{NEC} \implies -\frac{\ddot{a}}{a} + \frac{\dot{a}^2}{a^2} + \frac{k}{a^2} \geq 0, \quad (6)$$

$$\text{WEC} \implies \frac{\dot{a}^2}{a^2} + \frac{k}{a^2} \geq 0, \quad (7)$$

$$\text{SEC} \implies \frac{\ddot{a}}{a} \leq 0, \quad (8)$$

$$\text{DEC} \implies -2 \left[\frac{\dot{a}^2}{a^2} + \frac{k}{a^2} \right] \leq \frac{\ddot{a}}{a} \leq \frac{\dot{a}^2}{a^2} + \frac{k}{a^2}. \quad (9)$$

where from the above NEC/WEC inequations (5), the NEC restriction [Eq. (6)] is also part of both WEC and NEC constraints.

*Electronic address: janilo@dfte.ufrn.br

†Electronic address: alcaniz@on.br

‡Electronic address: reboucas@cbpf.br

§Electronic address: npires@dfte.ufrn.br

A further step in this FLRW approach is to confront the energy condition predictions with the observations. In this regard, since the pioneering works by Visser [5], it has been shown that in the FLRW framework the energy conditions provide model-independent bounds on the cosmological observables, and an increasing number of analyses involving such bounds have been discussed in the recent literature. In Ref. [6, 7], e.g., we have studied the behavior of the distance modulus to cosmic sources for any spatial curvature and confronted these bound predictions with current type Ia supernovae (SNe Ia) observations. In Ref. [8], by assuming a flat ($k = 0$) universe and that only the dark energy component obeys the WEC, it was derived upper limits on the matter density parameter Ω_m . More recently, the confrontation of the NEC and SEC bounds with a combined sample of 192 supernovae was carried out providing similar and complementary results [9, 10]. Energy conditions constraints on alternative gravity models, such as the so-called $f(R)$ -gravity, have also been investigated in Ref. [11] (see also [12] for other analyses).

In this paper, to shed some additional light on the interrelation between energy conditions and observational data, we extend and complement our previous results [6, 7] in two different ways. First, we derive model-independent energy-conditions bounds on the lookback time-redshift relation $t_L(z)$ in an expanding FLRW universe for any spatial curvature k . Second, by assuming the total age of the Universe to be $t_0 = 13.7 \pm 0.2$ Gyr, as given by current Cosmic Microwave Background (CMB) measurement [13], we transform the age estimates of 32 galaxies, as provided in Ref. [14], into lookback time observations and concretely confront these data with the energy conditions bound predictions. Similarly to our previous studies, we find that all energy conditions seem to have been violated at some point of the cosmic evolution.

II. LOOKBACK TIME BOUNDS FROM ENERGY CONDITIONS

The lookback time t_L is defined as the elapsed time between the present age of the universe (t_0) and the time $t(z)$, when the light from a cosmic source at a particular

redshift z was emitted. In the context of the FLRW models it is given by

$$t_L(a) = t_0 - t(z) = \int_a^{a_0} \frac{da}{\dot{a}}, \quad (10)$$

where $a_0/a = (1+z)$ and the subscript 0 denotes present-day quantities.

Before deriving the bounds from energy conditions on the lookback time-redshift relation, we shall discuss how the lookback time $t_L(z)$ can be recast in a suitable form to confront with observational data. To this end, following Refs. [15, 16, 17], we first note that the age $t_i(z)$ of a cosmic source (a galaxy or a quasar, for example) at redshift z is the difference between the age of the Universe at z and its age when the galaxy was born (at z_F), which in turn can be written in terms of the lookback time as

$$t_i(z) = t_L(z_F) - t_L(z). \quad (11)$$

From this expression it is straightforward to show that the observed lookback time of a cosmic source at z_i can be written as

$$\begin{aligned} t_L^{obs}(z_i) &= t_L(z_F) - t(z_i) \\ &= t_0^{obs} - t(z_i) - d_f, \end{aligned} \quad (12)$$

where t_0^{obs} is the present estimated age of the Universe and d_f stands for the *incubation time* or *delay factor*, which accounts for our ignorance about the formation redshift z_F of the source.

A. Bound from the NEC/WEC

In order to obtain the bounds from the NEC/WEC on the lookback time $t_L(z)$, we note that for all $a < a_0$ the first integral of Eq. (6) gives

$$\dot{a} \geq a_0 H_0 \sqrt{\Omega_k + (1 - \Omega_k)(a/a_0)^2}, \quad (13)$$

where $\Omega_k = -k/(a_0 H_0)^2$ and $H_0 = \dot{a}(t_0)/a(t_0)$ are, respectively, the current values of the curvature and Hubble parameters. Now, making use of this inequality, we integrate (10) to obtain the following upper bound for the lookback time:

$$t_L(z) \leq \frac{H_0^{-1}}{\sqrt{1 - \Omega_k}} \left\{ \ln \left[\frac{(1+z)}{1 + [1 + (\frac{\Omega_k}{1 - \Omega_k})(1+z)^2]^{1/2}} \right] - \ln \left(\frac{\sqrt{1 - \Omega_k}}{1 + \sqrt{1 - \Omega_k}} \right) \right\}, \quad (14)$$

which, for $\Omega_k = 0$, reduces to

$$t_L(z) \leq H_0^{-1} \ln(1+z). \quad (15)$$

Concerning the derivation of Eq. (14), some words

of clarification are in order here: first, that we have incorporated the constraint $\Omega_k < 1$ that arises from the WEC, as given by Eq. (7); second, by requiring the argument of the square root in the first logarithm

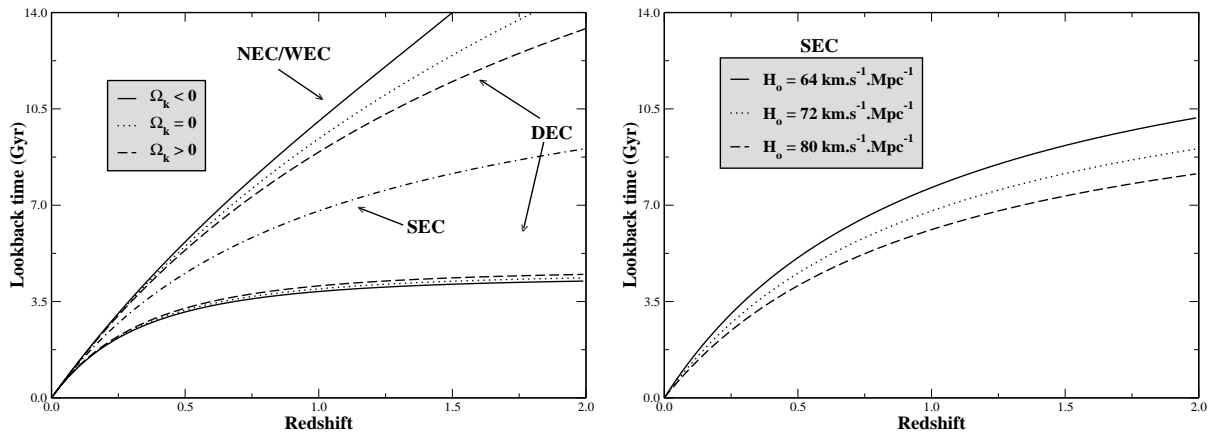


FIG. 1: Model-independent bounds on the lookback time-redshift relation $t_L(z)$ for different signs of the curvature parameter Ω_k . **Left:** Upper bounds from the NEC/WEC are shown in the top set of curves, while the upper and lower bounds from the DEC correspond, respectively, to the indicated top and bottom sets of curves. The SEC upper bound prediction, which is curvature-independent [Eq. (17)], is represented by the curve in the middle. **Right:** The dependence of the SEC predicted upper bound on $t_L(z)$ with the Hubble parameter. From top to bottom, the curves correspond to values of H_0 lying in the 1σ interval $0.64 \leq H_0 \leq 80$ ($\text{km s}^{-1}\text{Mpc}^{-1}$), as given by the *HST* key project [18].

mic term to be positive we restrict our analysis of a spatially closed geometry ($\Omega_k < 0$) to redshifts lying in the interval $z < \sqrt{|(1 - \Omega_k)/\Omega_k|} - 1$. Note, however, that given the current estimates of the curvature parameter from WMAP and other experiments, i.e., $\Omega_k = -0.014 \pm 0.017$ [13], the above interval leads to $z \lesssim 9$, which covers the entire range of galaxy observations ($z \lesssim 1.8$) we shall be concerned with in our analysis. Clearly, if the NEC/WEC are obeyed, then $t_L(z)$ must take values such that Eq. (14) holds.

The three curves at the top of Fig. 1(a) illustrate the NEC/WEC bounds on the lookback time t_L as a function of the redshift z for different signs of the curvature parameter Ω_k . To plot these curves we have used the central value of the *Hubble Space Telescope* (*HST*) key project estimate, i.e., $H_0 = 72 \text{ km s}^{-1}\text{Mpc}^{-1}$ [18].

B. Bound from the SEC

Similarly to the NEC/WEC case, the first integral of Eq. (8) clearly gives

$$\dot{a} \geq a_0 H_0, \quad (16)$$

for all $a < a_0$. The above inequality along with equation (10) furnishes

$$t_L(z) \leq H_0^{-1} \frac{z}{1+z}, \quad (17)$$

which, differently from the NEC/WEC case, holds regardless of the value of the curvature parameters Ω_k . The dashed-dotted line of Fig. 1(a) shows the upper bound for the SEC-fulfillment prediction [Eq. (17)] as a function of the redshift for different values of the Hubble parameters.

C. Bounds from the DEC

From inequality (9) the DEC provides upper and lower bounds on the rate of expansion \dot{a} , and therefore gives rise to two associated bounds on the lookback time $t_L(z)$. Inequations (6) and (7) along with (9) make apparent that the DEC upper bound coincides with the NEC/WEC bound given by Eqs. (14) and (15).

Now, in order to set the lower bound from the DEC, we integrate both sides of the first inequality (9) to obtain

$$\dot{a} \leq a_0 H_0 \sqrt{\Omega_k + (1 - \Omega_k)(a/a_0)^{-4}}. \quad (18)$$

Inserting this inequality into the expression (10) we obtain the following lower bound for the non-flat ($\Omega_k \neq 0$) FLRW models:

$$t_L(z) \geq \frac{H_0^{-1}}{\sqrt{|\Omega_k|}} \left(\frac{1 - \Omega_k}{|\Omega_k|} \right)^{1/4} \int_x^{x_0} \frac{x'^2 dx'}{\sqrt{1 \pm x'^4}}, \quad (19)$$

where the \pm sign corresponds, respectively, to values of $\Omega_k \geq 0$, $x = (a/a_0)[|\Omega_k|/(1 - \Omega_k)]^{1/4}$ is a new variable, and the upper limit of integration is $x_0 = [|\Omega_k|/(1 - \Omega_k)]^{1/4}$. Note that the integral (19) can also be expressed in terms of an elliptic integral plus elementary functions [5]. Note also that, for the flat case ($\Omega_k = 0$), Eq. (18) reduces to $\dot{a} \leq H_0 (a_0^3/a^2)$ which, along with (10), gives the following lower bound on the lookback time

$$t_L(z) \geq \frac{H_0^{-1}}{3} [1 - (1+z)^{-3}]. \quad (20)$$

The two sets of curves at the top and bottom of Fig. 1(a) illustrate the DEC bounds on the lookback time t_L as a function of the redshift z for different signs of the curvature parameter Ω_k . Similarly to the previous cases, to plot these curves we have set $H_0 = 72 \text{ km s}^{-1}\text{Mpc}^{-1}$.

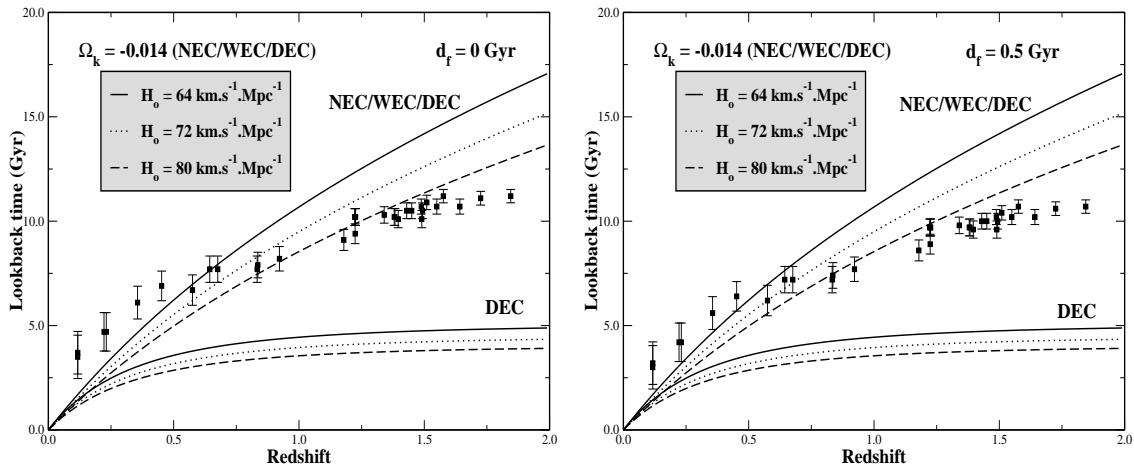


FIG. 2: Model-independent bounds on $t_L(z)$ as a function of the redshift for different values of the Hubble parameter within the 1σ interval $H_0 = 72 \pm 8 \text{ km s}^{-1} \text{Mpc}^{-1}$. **Left:** The upper bounds on $t_L(z)$ from the NEC/WEC are shown in the top set of curves, while the upper and lower bounds from the DEC correspond, respectively, to the top and bottom sets of curves as indicated. In this analysis we have fixed $d_f = 0$. **Right:** The same as in the previous panel for $d_f = 0.5$ Gyr.

Before proceeding to our comparison with the observational data, it is worth emphasizing that, differently from the case of the distance modulus $\mu(z)$ (see Ref. [6, 7]), the energy conditions predicted bounds on the lookback time $t_L(z)$ depends strongly on the value adopted for the Hubble parameter¹. To illustrate this point, we show in Fig. (1b) the SEC predictions for values of H_0 lying in the 1σ interval $H_0 = 72 \pm 8 \text{ km s}^{-1} \text{Mpc}^{-1}$, as given by the *HST* key project [18]. At $z \simeq 1$, for instance, the difference between the $t_L(z)$ SEC prediction for the lower ($t_L(z) \simeq 7.64$ Gyr) and upper [$t_L(z) \simeq 6.11$ Gyr] limits on H_0 is $\sim 20\%$. Similar conclusions also apply to the NEC/WEC and DEC lookback time predictions.

III. ANALYSIS AND DISCUSSION

A. Data

We use age estimates of 32 galaxies ranging from $0.11 \lesssim z \lesssim 1.84$, as recently analyzed in Ref. [14]. This sample includes objects from the recently released Gemini Deep Deep Survey (GDDS) [20], archival data [21, 22] and the two prototypical evolved red galaxies LBDS 59W091 and LBDS 59W069 [22], whose cosmological

implications have been largely discussed in the literature [23] (see [14] for more details).

In order to build up our lookback time sample, we combine the ages of the above galaxy sample with estimates of the total age of the Universe t_0^{obs} , according to Eq. (12). Here, we assume $t_0^{obs} = 13.7 \pm 0.2$, as provided by a joint analysis involving current CMB and large-scale structure experiments (WMAP, CBI, ACBAR and 2dFGRS) [13] (see also [24]). The last step toward our lookback time sample concerns the delay factor d_f [the third term in the r.h.s. of Eq. (12)]. As discussed in Ref. [14] (see also [20]), the most likely star formation history for this galaxy sample is that of a single burst of duration less than 0.1 Gyr, although in some cases the duration of the burst is consistent with 0 Gyr, which means that the galaxies have been evolving passively since their initial burst of star formation. In the subsequent analyses, to check the influence of d_f on our results, we assume following two values for this quantity: $d_f = 0$ Gyr and $d_f = 0.5$ Gyr.

B. Results

In Figs. (2) and (3) we confront the energy conditions predictions for $t_L(z)$ with current lookback time observations for values of the Hubble parameter lying in the interval $H_0 = 72 \pm 8 \text{ km s}^{-1} \text{Mpc}^{-1}$ and $\Omega_k = -0.014$, which corresponds to the central value of the estimates provided by current CMB experiments [13].

¹ As is well known, the uncertainties on the value of the Hubble parameter play a very important role on any cosmological test involving age estimates. As an example, for the current accepted standard scenario, i.e., a flat Λ CDM model, the age of the Universe can be approximated by $t_0 \simeq \frac{2}{3} H_0^{-1} \Omega_m^{-0.3}$ Gyr, where Ω_m is the matter density parameter. The error propagation in the determination of t_0 , $(\frac{\Delta t_0}{t_0})^2 \simeq (\frac{\Delta H_0}{H_0})^2 + (0.3 \frac{\Delta \Omega_m}{\Omega_m})^2$, clearly shows that the fractional error in H_0 is three times more important than the fractional error in Ω_m [19].

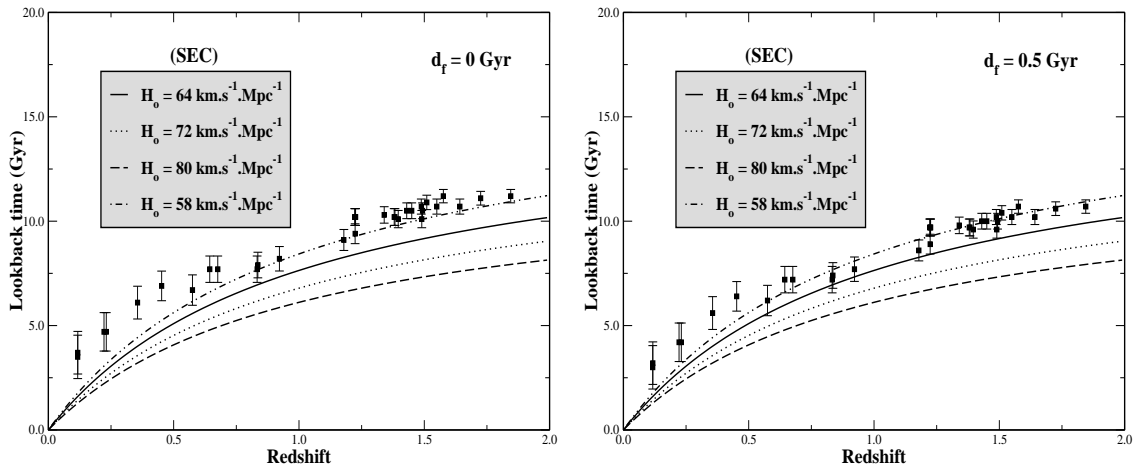


FIG. 3: Model-independent bounds from the SEC on $t_L(z)$ as a function of the redshift for different values of the Hubble parameter within the 1σ interval $H_0 = 72 \pm 8 \text{ km s}^{-1}\text{Mpc}^{-1}$. **Left:** SEC upper bounds on $t_L(z)$ by assuming $d_f = 0 \text{ Gyr}$. **Right:** SEC Upper bounds on $t_L(z)$ by assuming the delay factor to be $d_f = 0.5 \text{ Gyr}$. In both Panels, the SEC-bound curve for the value of the Hubble parameter estimated by Sandage and collaborators [27], i.e., $H_0 = 58 \text{ km s}^{-1}\text{Mpc}^{-1}$ is also shown.

1. NEC/WEC/DEC

Figure 2(a) shows the upper and lower-bound $t_L(z)$ curves for the NEC/WEC and DEC-upper bound fulfillment with $d_f = 0 \text{ Gyr}$. Similarly to the results involving current SNe Ia observations [6, 7], an interesting aspect of these two panels is that they indicate that these energy conditions may have been violated at $z \lesssim 0.5$ irrespective of the value of H_0 in the above 1σ interval. A clear example of such violation is given by the galaxies at $z = 0.452$ and $z = 0.355$. Indeed, while their observed lookback time are $t_L^{obs} = 6.9 \pm 0.71 \text{ Gyr}$ and $t_L^{obs} = 6.1 \pm 0.78 \text{ Gyr}$, the upper-bound NEC/WEC-fulfillment prediction for the corresponding redshifts are given, respectively, by $t_L(z = 0.452) = 4.95 \text{ Gyr}$ and $t_L(z = 0.355) = 4.02 \text{ Gyr}$ for $H_0 = 72 \text{ km s}^{-1}\text{Mpc}^{-1}$; and $t_L(z = 0.452) = 5.72 \text{ Gyr}$ and $t_L(z = 0.355) = 4.65$ for $H_0 = 64 \text{ km s}^{-1}\text{Mpc}^{-1}$. By considering the central value of *HST* key project, the discrepancy between the observed value and the NEC/WEC-fulfillment prediction at $z = 0.452$ is of 1.95 Gyr or, equivalently, $\simeq 2.7\sigma$, which clearly indicates a violation of NEC/WEC at this redshift.² Similar conclusions for the NEC/WEC and DEC (upper bound) are also obtained when a delay factor of 0.5 Gyr is considered in our analysis [Fig. 2(b)]. In this case, however, a clear evidence for violation of the NEC/WEC and DEC (upper-bound) conditions

is possible only for values of $H_0 > 64 \text{ km s}^{-1}\text{Mpc}^{-1}$. For $H_0 = 72 \text{ km s}^{-1}\text{Mpc}^{-1}$, e.g., the difference between the observed values of the lookback time and the NEC/WEC/DEC prediction at $z = 0.452$, for instance, is of 1.32 Gyr or, equivalently, $\simeq 1.86\sigma$.

Concerning the above results, some interesting aspects are worth mentioning at this point. First, similarly to the results involving current SNe Ia observations [6, 7], all the above results holds only for the upper-bound of the DEC predictions, and the lower-bound of DEC is not violated by these lookback time data. Second, again similarly to the results of Refs. [6, 7], the above analysis is very insensitive to the values of the curvature parameter so that all the above conclusions remain unchanged for values of Ω_k within the interval provided by the current CMB experiments, i.e., $\Omega_k = -0.014 \pm 0.017$ [13].³ Third, although our analyses and results are model-independent, in the context of a FLRW model with a dark energy component parameterized by an equation of state $w \equiv p/\rho$, violation of NEC/WEC and DEC is associated with the existence of the so-called *phantom* fields ($w < -1$), an idea that has been largely explored in the current literature [25]. Therefore, by assuming this standard framework, the above results seem to indicate a possible dominion of these fields over the conventional matter fields very recently, for $z \lesssim 0.5$.

² We note that, although the lookback time estimates for the evolved red galaxies LBDS 59W091 (at $z = 1.55$) and LBDS 59W069 (at $z = 1.43$) [22] do not show a clear evidence for violation of the NEC/WEC/DEC predictions, they do for the SEC bounds [Figs. (3a) and (3b)] in the entire interval of H_0 considered in this paper.

³ As an example, by taking the upper and lower 1σ limit given by WMAP, i.e., $-0.031 \leq \Omega_k \leq 0.003$, the NEC/WEC predicted lookback time at $z = 1$ ranges (for $H_0 = 72 \text{ km s}^{-1}\text{Mpc}^{-1}$) between $t_L(z = 1) = 9.59 \text{ Gyr}$ and 9.39 Gyr , respectively, which corresponds to a difference of $\simeq 2\%$

2. SEC

The upper-bound $t_L(z)$ curves for the SEC-fulfillment are shown in Figs. (3a) and (3b) for different values of the Hubble parameter. For $d_f = 0$ Gyr [Fig. (3a)] and H_0 in the 1σ interval given by the *HST* key project [18], SEC seems to be violated in the entire redshift range, without a single galaxy in agreement with the theoretical upper-bound SEC prediction. Such an outcome is in agreement with both the results of Ref. [26] and the SNe Ia analysis of Ref. [6], although in this latter analysis the first clear evidence for SEC violation happens only at $z \simeq 1.2$. Interestingly, a better concordance with these SNe Ia results is possible when the Hubble parameter is fixed at $H_0 = 58 \text{ km s}^{-1}\text{Mpc}^{-1}$, as recently advocated by Sandage and collaborators [27] [the upper curve in Figs. (3a) and (3b)]. For the central value of *HST* key project, the discrepancy between the observed value and the SEC-fulfillment prediction value, e.g. at $z = 1.64$, is as large as $\simeq 2.26$ Gyr. This means that, for $d_f = 0$ Gyr and by considering the Hubble parameter within the current accepted interval, even at very high redshifts, i.e., $z \gtrsim 1$, when the Universe is expected to be dominated by normal matter, all the lookback time estimates discussed here are at least 1σ higher than the theoretical value derived from Eq. (17). A slightly different conclusion is obtained by considering a delay factor of $d_f = 0.5$ Gyr [Fig. 3(b)]. In this case, an interval of concordance between the SEC prediction and the observational data is possible for $H_0 \lesssim 64 \text{ km s}^{-1}\text{Mpc}^{-1}$, which corresponds to the 1σ lower bound of the *HST* key project measurements. For its central value, however, although reduced relative to the previous case ($d_f = 0$ Gyr), the discrepancy between the prediction and observed values for the entire interval of redshift is still considerable.

IV. CONCLUDING REMARKS

In this work, by using the fact that the classical energy conditions can be recast as a set of differential con-

straints involving the scale factor a and its derivatives, we have extended and complemented our previous results [6, 7] by deriving model-independent bounds on the lookback time-redshift relation and confronted them with the sample of lookback time measurements discussed in Section III. Although the predicted bounds on $t_L(z)$ depend upon the adopted values for the Hubble parameter, we have shown that, similarly to the results involving SNe Ia observations [6, 7], all the energy conditions seems to have been violated in recent past of cosmic evolution for the current estimated values of H_0 [18] and the value of the curvature parameter in the interval $\Omega_k = -0.014 \pm 0.017$ [13]. An important outcome of our analyses is that, for the above H_0 and Ω_k intervals, the SEC, whose violation in a FLRW expanding model is closely related to the accelerating expansion of the Universe, seems to have been violated in the entire redshift range of the galaxy sample, i.e., $0.11 \lesssim z \lesssim 1.84$. Another interesting aspect related to this SEC violation is that there seem to be a better concordance of the $t_L(z)$ and the SNe Ia results [6, 7] for lower values of the Hubble parameter as, e.g, the one recently advocated by Sandage *et al.* [27].

Finally, we emphasize that in agreement with our previous analysis [6, 7] and other recent recent studies [5], the results reported in this work reinforce the idea that, in the context of the standard cosmology, no possible combination of *normal* matter is capable of fitting the current observational data.

Acknowledgments

J.S. and N.P. are supported by PRONEX (CNPq/FAPERJ). J.S. also thanks PCI-CBPF/MCT for the financial support. J.S.A. and M.J.R. thank CNPq for the grants under which this work was carried out. JSA is also supported by FAPERJ No. E-26/171.251/2004.

-
- [1] S.W. Hawking and G.F.R. Ellis, *The Large Scale Structure of Spacetime*, (Cambridge University Press, England, 1973).
 - [2] M. Visser, *Lorentzian Wormholes*, (AIP Press, New York, 1996).
 - [3] S. Carroll, *Spacetime and Geometry: An Introduction to General Relativity*, (Addison Wesley, New York, 2004).
 - [4] M. Visser and C. Barceló, “Energy conditions and their cosmological implications” in *Cosmo99 Proceedings*, pp. 98-112. Edited by U Cotti, R Jeannerot, G Senjanovic, and A Smirnov. World Scientific, Singapore, 2000 [arXiv:gr-qc/0001099v1].
 - [5] M. Visser, *Science* **276**, 88 (1997); *Phys. Rev. D* **56**, 7578 (1997).
 - [6] J. Santos, J.S. Alcaniz, N. Pires, and M.J. Rebouças, *Phys. Rev. D* **75**, 083523 (2006).
 - [7] J. Santos, J.S. Alcaniz, and M.J. Rebouças, *Phys. Rev. D* **74**, 067301 (2007).
 - [8] A.A. Sen, R.J. Scherrer, arXiv:astro-ph/0703416v1
 - [9] Y. Gong, A. Wang, Q. Wu, Y.Z. Zhang, arXiv:astro-ph/0703583v1
 - [10] Y. Gong, A. Wang, arXiv:0705.0996v1 [astro-ph]
 - [11] S.E. Perez Bergliaffa, *Phys. Lett. B* **642**, 311 (2006).
 - [12] S.M. Carroll, M. Hoffman, and M. Trodden, *Phys. Rev. D* **68**, 023509 (2003); U. Alam, V. Sahni, T.D. Saini, and A.A. Starobinsky, *Mon. Not. Roy. Astron. Soc.* **354**, 275 (2004); See also the related article: J. Zhou, B. Wang, Y. Gong, E. Abdalla, arXiv:0705.1264v1 [gr-qc]; M. Szyd-

- lowski, W. Czaja, Phys. Rev. D **69**, 083507 (2004).
- [13] D. N. Spergel *et al.*, *Astrop. J. Suppl.* **148**, 175 (2003); D. N. Spergel *et al.*, [arXiv:astro-ph/0603449v2](https://arxiv.org/abs/astro-ph/0603449v2).
- [14] J. Simon, L. Verde, R. Jimenez, Phys. Rev. D **71** (2005) 123001; R. Jimenez, L. Verde, T. Treu and D. Stern, *Astrophys. J.* **593**, 622 (2003).
- [15] S. Capozziello, V.F. Cardone, M. Funaro and S. Andreon, Phys. Rev. D **70**, 123501 (2004).
- [16] N. Pires, Zong-Hong Zhu and J.S. Alcaniz, Phys. Rev. D **73**, 123530 (2006).
- [17] M.A. Dantas, J.S. Alcaniz, D. Jain, A. Dev, *Astron. Astrophys.* **467**, 421 (2007).
- [18] W. L. Freedman *et al.*, *Astrophys. J.* **553**, 47 (2001).
- [19] O. Y. Gnedin, O. Lahav and M. J. Rees, [arXiv:astro-ph/0108034](https://arxiv.org/abs/astro-ph/0108034).
- [20] R. G. Abraham, K. Glazebrook, P. J. McCarthy, D. Crampton, R. Murowinski, I. Jorgensen, K. Roth, I. M. Hook, S. Savaglio, H. Chen *et al.*, *Astron. J.* **127**, 2455 (2004).
- [21] T. Treu, M. Stiavelli, S. Casertano, P. Moller, and G. Bertin, *Mon. Not. R. Astron. Soc.* **308**, 1037 (1999); *Mon. Not. R. Astron. Soc.* **326**, 221 (2001); *Astrophys. J. Lett.* 564, L13 (2002);
- [22] J. Dunlop, J. Peacock, H. Spinrad, A. Dey, R. Jimenez, D. Stern, and R. Windhorst, *Nature (London)* **381**, 581 (1996); H. Spinrad, A. Dey, D. Stern, J. Dunlop, J. Peacock, R. Jimenez, and R. Windhorst, *Astrophys. J.* **484**, 581 (1997); L. Nolan, J. Dunlop, R. Jimenez, and A. F. Heavens, *Mon. Not. R. Astron. Soc.* **341**, 464 (2003).
- [23] L. M. Krauss, *Astrophys. J.* **480**, 486 (1997); J.S. Alcaniz and J.A.S. Lima, *Astrophys. J.* **521**, L87 (1999); J.A.S. Lima and J.S. Alcaniz, *Mon. Not. R. Astron. Soc.* **317**, 893 (2000); J.S. Alcaniz and J.A.S. Lima, *Astrophys. J.* **550**, L133 (2001).
- [24] M. Tegmark *et al.*, Phys. Rev. **D69**, 103501 (2004).
- [25] R. R. Caldwell, Phys. Lett. B **545**, 23 (2002); V. Faraoni, *Int. J. Mod. Phys. D* **11**, 471 (2002); J. A. S. Lima, J. V. Cunha, and J. S. Alcaniz, Phys. Rev. D **68**, 023510 (2003); P. F. Gonzalez-Diaz, Phys. Rev. D **68**, 021303 (2003); J. S. Alcaniz, Phys. Rev. D **69**, 083521 (2004); S. Nesseris and L. Perivolaropoulos, *Phys. Rev. D* **D0**, 123529 (2004); J. Santos and J. S. Alcaniz, Phys. Lett. B **619**, 11 (2005); J. Martin, C. Schmid, and J-P Uzan, Phys. Rev. Lett. **96**, 061303 (2006).
- [26] G. Starkman, M. Trodden, and T. Vachaspati, Phys. Rev. Lett. **83**, 1510 (1999)
- [27] A. Sandage, *Astron. J.*, **123**, 1179 (2002); A. Saha *et al.*, *Astrophys. J.* **562**, 314 (2001).