

On the Effective Action of Noncommutative Yang-Mills Theory*

Axel de Goursac

*Laboratoire de Physique Théorique, Bât. 210
Université Paris XI, F-91405 Orsay Cedex, France*

*Mathematisches Institut der Westfälischen Wilhelms-Universität
Einsteinstraße 62, D-48149 Münster, Germany
e-mail: axelmg@melix.net*

Abstract

We compute here the Yang-Mills effective action on Moyal space by integrating over the scalar fields in a noncommutative scalar field theory with harmonic term, minimally coupled to an external gauge potential. We also explain the special regularisation scheme chosen here and give some links to the Schwinger parametric representation. Finally, we discuss the results obtained: a noncommutative possibly renormalisable Yang-Mills theory.

*At the occasion of the “International Conference on Noncommutative Geometry and Physics”, April 2007, Orsay (France). Work supported by ANR grant NT05-3-43374 “GenoPhy”.

1 Introduction.

1.1 Motivations.

Recently, there has been an intense activity on the noncommutative field theories (see [1, 2]). Noncommutative geometry [3, 4] is indeed one of the most attractive candidates for new physics beyond the Standard Model. Within the framework of noncommutative geometry, it is possible to deform usual “commutative spaces” in “noncommutative spaces”. They are in fact related to noncommutative associative algebras, interpreted as algebras of functions on these “noncommutative spaces”. The Moyal space, as a deformation of \mathbb{R}^D , is one of the simplest, but field theories can be constructed on other “noncommutative spaces” (see for example [5]). However, field theories defined on Moyal space [6, 7] can be seen as a limiting regime of string theory [8, 9] and matrix theory [10]. Noncommutative geometry can also be used to describe physics in the presence of a background field thanks to non-local interactions, like the quantum Hall effect [11, 12, 13].

The simplest generalisation of scalar ϕ^4 field theory to Moyal space was known to suffer from a new type of divergence, the UV/IR mixing [14, 15], which is responsible for the non-renormalisability of this model. To cure this problem, Grosse and Wulkenhaar proposed a few years ago to add some harmonic potential in the action [16, 17]. The renormalisability of this new theory has been proven at any order of perturbation in the matrix base [16, 18], by multi-scale analysis [19], in the x -space [20] and using dimensional regularisation [21]. Furthermore, this noncommutative field theory seems to have a better flow behavior than the commutative ϕ^4 model. Indeed, contrary to the commutative model, the Grosse-Wulkenhaar theory does not present a Landau ghost [22, 23, 24]; and a constructive version is possible [25, 26]. Then, other renormalisable noncommutative field theories have been obtained, for example the LSZ theory [27, 28], which is a scalar theory covariant under the Langmann-Szabo duality [29] like the Grosse-Wulkenhaar model, or the scalar ϕ^3 model [30, 31, 32]. The noncommutative version of the fermionic Gross-Neveu model is also renormalisable [33, 34, 35], even if it still suffers from the UV/IR mixing.

As in the case of noncommutative scalar field theory, the naive generalisation of Yang-Mills theory to Moyal space, whose action is $\int F_{\mu\nu} \star F_{\mu\nu}$, exhibits the UV/IR mixing divergence [36], making its renormalisability quite problematic. To ensure the renormalisability of Yang-Mills theory, one has to find what could be the analog of the harmonic term for a gauge theory. One possible way is to compute the Yang-Mills effective action from a noncommutative scalar field theory with harmonic term coupled with an external gauge field [37, 38]. The present paper is describing such a way.

The paper is organised as follows. In the next subsection, we present the Moyal space, the noncommutative scalar field theory with harmonic term, and the gauge theory in the framework of noncommutative geometry. Then, in section 2, the minimal coupling between the scalar field theory and an external gauge potential is given. We recall the definition of the effective action and the computation [37]. The connexions between this calculation and the parametric representation [39] is further presented in subsection 2.3. In subsection 2.4, we explain the special regularisation scheme used in the computation. Finally, the effective action gives rise to a gauge theory, which is a possible candidate for renormalisability. This is discussed in section 3.

1.2 Framework.

We recall here the definition of the Moyal space, the noncommutative scalar ϕ_4^4 field theory with harmonic term, and the gauge theory over the Moyal space [40, 41]. We do not give many mathematical details [37, 42]. The Moyal space is the deformation of Euclidean \mathbb{R}^4 associated to the Moyal-Groenewald product

$$\forall f, h \in \mathcal{S} \quad (f \star h)(x) = \frac{1}{\pi^4 \theta^4} \int d^4 y d^4 z f(x+y) h(x+z) e^{-iy \wedge z}, \quad (1.1)$$

where $\mathcal{S} = \mathcal{S}(\mathbb{R}^4)$ is the space of complex-valued Schwartz functions on \mathbb{R}^4 , $x \wedge y = 2x_\mu \Theta_{\mu\nu}^{-1} y_\nu$ and

$$\Theta_{\mu\nu} = \theta \begin{pmatrix} 0 & -1 & 0 & 0 \\ 1 & 0 & 0 & 0 \\ 0 & 0 & 0 & -1 \\ 0 & 0 & 1 & 0 \end{pmatrix}. \quad (1.2)$$

Notice that $\forall f, h \in \mathcal{S}$, $f \star h \in \mathcal{S}$. In fact, we can extend this product to certain distributions upon using duality of linear spaces, and we define the Moyal algebra as a subspace of tempered distributions $\mathcal{S}'(\mathbb{R}^4)$:

$$\mathcal{M} = \{T \in \mathcal{S}'(\mathbb{R}^4), \quad \forall f \in \mathcal{S} \quad T \star f \in \mathcal{S} \quad \text{and} \quad f \star T \in \mathcal{S}\}. \quad (1.3)$$

The Moyal algebra involves in particular the ‘‘coordinate functions’’ x_μ , satisfying $[x_\mu, x_\nu]_\star = x_\mu \star x_\nu - x_\nu \star x_\mu = i\Theta_{\mu\nu}$. There are some important properties of \mathcal{M} :

$$\forall f, h \in \mathcal{M}, \quad (f \star h)^\dagger = h^\dagger \star f^\dagger, \quad \partial_\mu (f \star h) = \partial_\mu f \star h + f \star \partial_\mu h, \quad (1.4a)$$

$$\int d^4 x f \star h = \int d^4 x f.h, \quad (1.4b)$$

$$[\tilde{x}_\mu, f]_\star = 2i\partial_\mu f, \quad \{\tilde{x}_\mu, f\}_\star = \tilde{x}_\mu \star \tilde{x}_\nu + \tilde{x}_\nu \star \tilde{x}_\mu = 2\tilde{x}_\mu.f, \quad (1.4c)$$

where $\tilde{x}_\mu = 2\Theta_{\mu\nu}^{-1} x_\nu$.

The noncommutative complex scalar orientable ϕ_4^4 field theory with harmonic term is constructed on this Moyal space and its action is given by

$$S(\phi) = \int d^4 x (\partial_\mu \phi^\dagger \star \partial_\mu \phi + \Omega^2 (\tilde{x}_\mu \phi)^\dagger \star (\tilde{x}_\mu \phi) + m^2 \phi^\dagger \star \phi + \lambda \phi^\dagger \star \phi \star \phi^\dagger \star \phi), \quad (1.5)$$

where ϕ is a complex scalar field of mass m , and the parameters Ω and λ are dimensionless. This theory is renormalisable for any value of Ω . The constraint $\Omega \neq 0$ is needed for the renormalisability proof only in the case of non-orientable interactions $(\phi^\dagger \star \phi^\dagger \star \phi \star \phi)$ of complex-valued fields [16, 20].

We give here the expression of the propagator $C(x, y)$ [43] and of the interaction vertex

$$C(x, y) = \frac{\Omega^2}{\pi^4 \theta^2} \int_0^\infty \frac{dt}{\sinh^2(2\tilde{\Omega}t)} \exp\left(-\frac{\tilde{\Omega}}{4} \coth(\tilde{\Omega}t)(x-y)^2 - \frac{\tilde{\Omega}}{4} \tanh(\tilde{\Omega}t)(x+y)^2 - m^2 t\right), \quad (1.6a)$$

$$\begin{aligned} \int d^4 x (\phi^\dagger \star \phi \star \phi^\dagger \star \phi)(x) &= \frac{1}{\pi^4 \theta^4} \int \prod_{i=1}^4 d^4 x_i \phi^\dagger(x_1) \phi(x_2) \phi^\dagger(x_3) \phi(x_4) \\ &\quad \times \delta(x_1 - x_2 + x_3 - x_4) e^{-i \sum_{i < j} (-1)^{i+j+1} x_i \wedge x_j}, \end{aligned} \quad (1.6b)$$

where we have defined $\tilde{\Omega} = 2\frac{\Omega}{\theta}$.

In the Yang-Mills theory, fields are gauge potentials, associated to connections. We can therefore define the notion of (noncommutative) connection [3, 44, 37, 42] on the Moyal space:

$$\forall \phi \in \mathcal{M}, \quad \nabla_\mu \phi = \partial_\mu \phi - iA_\mu \star \phi, \quad (1.7)$$

where A_μ is a real field in \mathcal{M} , the gauge potential associated to the connection ∇_μ . Then, the group of gauge transformations acts on the different fields as

$$\phi^g = g \star \phi, \quad (1.8a)$$

$$A_\mu^g = g \star A_\mu \star g^\dagger + ig \star \partial_\mu g^\dagger, \quad (1.8b)$$

where $g \in \mathcal{M}$ is the gauge function and it satisfies $g^\dagger \star g = g \star g^\dagger = \mathbb{I}$.

An important feature of the Moyal space is that it involves an invariant connection. It turns out that

$$\xi_\mu = -\frac{1}{2}\tilde{x}_\mu \quad (1.9)$$

defines a connection which is invariant under gauge transformations. The occurrence of such invariant connections is not new in noncommutative geometry and has been already mentioned in earlier studies focused in particular on matrix-valued field theories [44, 45, 46, 47]. Indeed, because of the equation (1.4c), which can be reexpressed in $\partial_\mu \phi = [i\xi_\mu, \phi]_\star$, we can compute that

$$\xi_\mu^g = g \star \xi_\mu \star g^\dagger + ig \star \partial_\mu g^\dagger = \xi_\mu. \quad (1.10)$$

From this special connection, we construct the ‘‘covariant coordinates’’ [1]:

$$\mathcal{A}_\mu = A_\mu - \xi_\mu. \quad (1.11)$$

This field \mathcal{A}_μ is not a gauge potential but a covariant field:

$$\mathcal{A}_\mu^g = g \star \mathcal{A}_\mu \star g^\dagger. \quad (1.12)$$

Furthermore, it is possible to express the curvature $F_{\mu\nu} = \partial_\mu A_\nu - \partial_\nu A_\mu - i[A_\mu, A_\nu]_\star$, which is also covariant, $F_{\mu\nu}^g = g \star F_{\mu\nu} \star g^\dagger$, in terms of \mathcal{A}_μ :

$$F_{\mu\nu} = \Theta_{\mu\nu}^{-1} - i[\mathcal{A}_\mu, \mathcal{A}_\nu]_\star. \quad (1.13)$$

2 The one-loop order effective action.

2.1 Definition.

The whole formalism needed in this article is presented in subsection 1.2. We can now start to define and later to compute the effective action for the Yang-Mills theory. We couple in a first time the above action (1.5) with the gauge potential A_μ in order to get a gauge-invariant action. Notice that this coupled action does not contain any kinetic term

in A_μ , just couplings with the scalar field ϕ . Then we can integrate over the quantized fields ϕ , considering A_μ as an external field. We compute this integration at the one-loop order and get what is called the effective action in A_μ . This effective action contains now some kinetic terms in A_μ , but no more term involving ϕ . This effective action is in fact a candidate for a Yang-Mills theory, and this candidate is interesting because if we couple this Yang-Mills theory to a scalar field whose action is (1.5), this coupled action will be stable at the quantum level. This property of stability is important for the proof of the renormalisability of a field theory.

Let us now define a “minimal coupling” between the scalar field ϕ and the gauge potential A_μ . With the following prescriptions

$$\partial_\mu \phi \mapsto \partial_\mu \phi - iA_\mu \star \phi, \quad (2.1a)$$

$$\tilde{x}_\mu \phi \mapsto \tilde{x}_\mu \phi + A_\mu \star \phi, \quad (2.1b)$$

we replace in the scalar action (1.5) the gauge non-invariant terms $\partial_\mu \phi$ and $\tilde{x}_\mu \phi$ by gauge covariant terms, and we get the coupled action

$$S(\phi, A) = \int d^4x \left((\partial_\mu \phi - iA_\mu \star \phi)^\dagger \star (\partial_\mu \phi - iA_\mu \star \phi) + \Omega^2 (\tilde{x}_\mu \phi + A_\mu \star \phi)^\dagger \star (\tilde{x}_\mu \phi + A_\mu \star \phi) + m^2 \phi^\dagger \star \phi + \lambda \phi^\dagger \star \phi \star \phi^\dagger \star \phi \right), \quad (2.2)$$

which is gauge invariant. Using equations (1.4c), we can simplify this action:

$$S(\phi, A) = S(\phi) + \int d^4x \left((1 + \Omega^2) \phi^\dagger \star (\tilde{x}_\mu A_\mu) \star \phi - (1 - \Omega^2) \phi^\dagger \star A_\mu \star \phi \star \tilde{x}_\mu + (1 + \Omega^2) \phi^\dagger \star A_\mu \star A_\mu \star \phi \right). \quad (2.3)$$

From the coupled action (2.3), we define the effective action $\Gamma(A)$.

$$e^{-\Gamma(A)} = \int D\phi D\phi^\dagger e^{-S(\phi, A)}. \quad (2.4)$$

Notice that the interaction part $\int \phi^\dagger \star \phi \star \phi^\dagger \star \phi$ of $S(\phi)$ (1.5) does not occur in the computation of the effective action at the one-loop order. Nevertheless, there are some additional vertices involving A_μ and/or ξ_μ (or equivalently \tilde{x}_μ) and generated by the minimal coupling, which can be obtained by combining (2.3) with the generic relation

$$\int d^4x (f_1 \star f_2 \star f_3 \star f_4)(x) = \frac{1}{\pi^4 \theta^4} \int \prod_{i=1}^4 d^4x_i f_1(x_1) f_2(x_2) f_3(x_3) f_4(x_4) \times \delta(x_1 - x_2 + x_3 - x_4) e^{-i \sum_{i < j} (-1)^{i+j+1} x_i \wedge x_j}. \quad (2.5)$$

These vertices are depicted on the Figure 1. Note that additional overall factors must be taken into account. These are indicated on the Figure 1.

2.2 Computation.

We now compute all the contributions of the effective action $\Gamma(A)$. The corresponding diagrams of these contributions are depicted on the Figures 2-5.

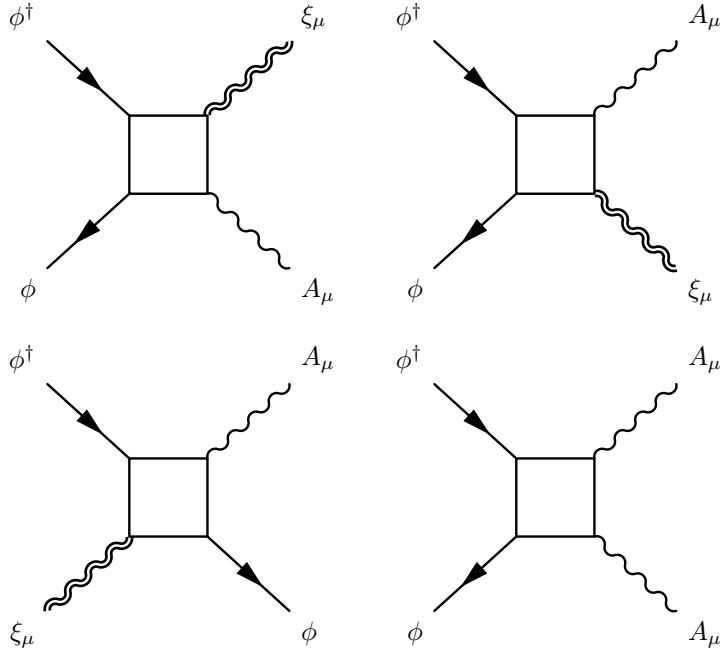


Figure 1: Graphical representation for the vertices carrying the external gauge potential A_μ involved in the action (2.3). The overall factor affecting the two uppermost vertices is $(1 + \Omega^2)$. From left to right, the overall factors affecting the lower vertices are respectively equal to $-2(1 - \Omega^2)$ and $-(1 + \Omega^2)$.



Figure 2: The non vanishing tadpole diagram. To simplify the figure, we do not explicitly draw all the diagrams that would be obtained from the vertices given on the figure 2 but indicate only the overall topology of the corresponding diagrams. Notice that the background lines are not explicitly depicted.

The expression for the vertices (2.5) permits one to obtain the amplitude corresponding to the tadpole on the Figure 2

$$\mathcal{T}_1 = \frac{1}{\pi^4 \theta^4} \int d^4x d^4u d^4z A_\mu(x) e^{-i(x-u)\wedge z} C(u+z, u) ((1 - \Omega^2)(2\tilde{u}_\mu + \tilde{z}_\mu) - 2\tilde{x}_\mu). \quad (2.6)$$

Using the expression of the propagator (1.6a), (2.6) becomes

$$\begin{aligned} \mathcal{T}_1 = & \frac{\Omega^2}{4\pi^6 \theta^6} \int d^4x d^4u d^4z \int_0^\infty \frac{dt e^{-tm^2}}{\sinh^2(\tilde{\Omega}t) \cosh^2(\tilde{\Omega}t)} A_\mu(x) e^{-i(x-u)\wedge z} \\ & \times e^{-\frac{\tilde{\Omega}}{4}(\coth(\tilde{\Omega}t)z^2 + \tanh(\tilde{\Omega}t)(2u+z)^2)} ((1 - \Omega^2)(2\tilde{u}_\mu + \tilde{z}_\mu) - 2\tilde{x}_\mu). \end{aligned} \quad (2.7)$$

To simplify the calculations, we can introduce the following 8-dimensional vectors X, J

and the 8×8 matrix K defined by

$$X = \begin{pmatrix} u \\ z \end{pmatrix}, \quad K = \begin{pmatrix} 4 \tanh(\tilde{\Omega}t)\mathbb{I} & 2 \tanh(\tilde{\Omega}t)\mathbb{I} - 2i\Theta^{-1} \\ 2 \tanh(\tilde{\Omega}t)\mathbb{I} + 2i\Theta^{-1} & (\tanh(\tilde{\Omega}t) + \coth(\tilde{\Omega}t))\mathbb{I} \end{pmatrix}, \quad J = \begin{pmatrix} 0 \\ i\tilde{x} \end{pmatrix}. \quad (2.8)$$

Then, using these new variables, equation (2.7) can be conveniently reexpressed in a form such that some Gaussian integrals can be easily performed. Notice that this procedure can be adapted to the calculation of the higher order Green functions. The combination of (2.8) with (2.7) yields

$$\mathcal{T}_1 = \frac{\Omega^2}{4\pi^6\theta^6} \int d^4x d^4u d^4z \int_0^\infty \frac{dt e^{-tm^2}}{\sinh^2(\tilde{\Omega}t) \cosh^2(\tilde{\Omega}t)} A_\mu(x) \times e^{-\frac{1}{2}X.K.X+J.X}((1-\Omega^2)(2\tilde{u}_\mu + \tilde{z}_\mu) - 2\tilde{x}_\mu). \quad (2.9)$$

Evaluating the Gaussian integral over X , we find

$$\mathcal{T}_1 = -\frac{\Omega^4}{\pi^2\theta^2(1+\Omega^2)^3} \int d^4x \int_0^\infty \frac{dt e^{-tm^2}}{\sinh^2(\tilde{\Omega}t) \cosh^2(\tilde{\Omega}t)} A_\mu(x) \tilde{x}_\mu e^{-\frac{2\Omega}{\theta(1+\Omega^2)} \tanh(\tilde{\Omega}t)x^2}. \quad (2.10)$$

This latter expression has a quadratic and a logarithmic UV divergence for $t \rightarrow 0$. To obtain explicitly these divergences, we make a Taylor expansion of (2.10)

$$\mathcal{T}_1 = \int d^4x \left(-\frac{\Omega^2}{4\pi^2(1+\Omega^2)^3\epsilon} \tilde{x}_\mu A_\mu - \frac{m^2\Omega^2 \ln(\epsilon)}{4\pi^2(1+\Omega^2)^3} \tilde{x}_\mu A_\mu - \frac{\Omega^4 \ln(\epsilon)}{\pi^2\theta^2(1+\Omega^2)^4} x^2 \tilde{x}_\mu A_\mu \right) + \dots, \quad (2.11)$$

where $\epsilon \rightarrow 0$ is a cut-off and the ellipses denote finite contributions. We can see that the tadpole (2.11) is non-vanishing. This is a rather unusual feature for a Yang-Mills theory, which will be discussed in section 3.

To compute the 2, 3 and 4-point functions, we can apply the same procedure to the one used for the tadpole: matrix and vector change of variables, Gaussian integration and Taylor expansion for the variables $t_i \rightarrow 0$ of the different propagators which occur in these amplitudes. We just give here the final expressions for the various contributions. The contributions corresponding to the diagrams of the Figure 3 can be expressed as

$$\mathcal{T}'_2 = \int d^4x \left(\frac{(1-\Omega^2)^2}{16\pi^2(1+\Omega^2)^3\epsilon} A_\mu A_\mu + \frac{m^2(1-\Omega^2)^2 \ln(\epsilon)}{16\pi^2(1+\Omega^2)^3} A_\mu A_\mu + \frac{\Omega^2(1-\Omega^2)^2 \ln(\epsilon)}{4\pi^2\theta^2(1+\Omega^2)^4} x^2 A_\mu(x) A_\mu(x) - \frac{\Omega^4 \ln(\epsilon)}{2\pi^2(1+\Omega^2)^4} (\tilde{x}_\mu A_\mu)^2 - \frac{(1-\Omega^2)^2(1+4\Omega^2+\Omega^4) \ln(\epsilon)}{96\pi^2(1+\Omega^2)^4} A_\mu \partial^2 A_\mu - \frac{(1-\Omega^2)^4 \ln(\epsilon)}{96\pi^2(1+\Omega^2)^4} (\partial_\mu A_\mu)^2 \right) + \dots, \quad (2.12a)$$

$$\mathcal{T}''_2 = \int d^4x \left(-\frac{1}{16\pi^2(1+\Omega^2)\epsilon} A_\mu A_\mu - \frac{m^2 \ln(\epsilon)}{16\pi^2(1+\Omega^2)} A_\mu A_\mu - \frac{\Omega^2 \ln(\epsilon)}{4\pi^2\theta^2(1+\Omega^2)^2} x^2 A_\mu A_\mu + \frac{\Omega^2 \ln(\epsilon)}{16\pi^2(1+\Omega^2)^2} A_\mu \partial^2 A_\mu \right) + \dots \quad (2.12b)$$

Note that for \mathcal{T}'_2 , we used a special scheme of regularisation, $\int_{\epsilon/4}^\infty$ instead of \int_ϵ^∞ , which will be discussed in subsection 2.4.




Figure 3: Relevant one-loop diagrams contributing to the two-point function. To simplify the figure, we do not explicitly draw all the diagrams that would be obtained from the vertices given in figure 2 but indicate only the overall topology of the corresponding diagrams. Notice that the background lines are not explicitly depicted. The leftmost (resp. rightmost) diagram corresponds to the contribution \mathcal{T}'_2 (resp. \mathcal{T}''_2).

The computation of the 3-point function contributions can be conveniently carried out by further using the following identity

$$\int d^4x \tilde{x}_\mu A_\mu (A_\nu \star A_\nu) = \frac{1}{2} \int d^4x \left(\tilde{x}_\mu A_\nu \{A_\mu, A_\nu\}_\star - i(\partial_\mu A_\nu)[A_\mu, A_\nu]_\star \right). \quad (2.13)$$

With the expression of (2.13), the 3-point contributions depicted on the Figure 4 are

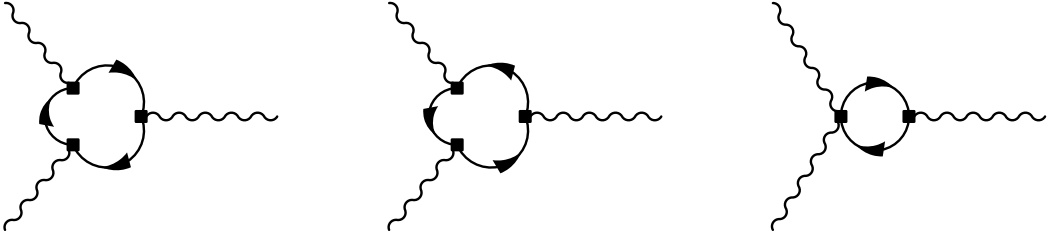


Figure 4: Relevant one-loop diagrams contributing to the 3-point function. Comments similar to those related to the figure 4 apply. The rightmost (resp. two leftmost) diagram(s) corresponds to the contribution \mathcal{T}''_3 (resp. \mathcal{T}'_3).

given by

$$\begin{aligned} \mathcal{T}'_3 = & \int d^4x \left(\frac{\Omega^2(1-\Omega^2)^2 \ln(\epsilon)}{8\pi^2(1+\Omega^2)^4} \tilde{x}_\mu A_\nu \{A_\mu, A_\nu\}_\star \right. \\ & \left. - \frac{i(1-\Omega^2)^2(1+4\Omega^2+\Omega^4) \ln(\epsilon)}{48\pi^2(1+\Omega^2)^4} (\partial_\mu A_\nu)[A_\mu, A_\nu]_\star \right) + \dots, \end{aligned} \quad (2.14a)$$

$$\mathcal{T}''_3 = \int d^4x \left(-\frac{\Omega^2 \ln(\epsilon)}{8\pi^2(1+\Omega^2)^2} \tilde{x}_\mu A_\nu \{A_\mu, A_\nu\}_\star + \frac{i\Omega^2 \ln(\epsilon)}{8\pi^2(1+\Omega^2)^2} (\partial_\mu A_\nu)[A_\mu, A_\nu]_\star \right) + \dots \quad (2.14b)$$

In the same way, the final expressions for the diagrams on the Figure 5 are

$$\mathcal{T}'_4 = -\frac{(1-\Omega^2)^4 \ln(\epsilon)}{96\pi^2(1+\Omega^2)^4} \int d^4x \left((A_\mu \star A_\nu)^2 + 2(A_\mu \star A_\mu)^2 \right) + \dots, \quad (2.15a)$$

$$\mathcal{T}''_4 = \frac{(1-\Omega^2)^2 \ln(\epsilon)}{16\pi^2(1+\Omega^2)^2} \int d^4x (A_\mu \star A_\mu)^2 + \dots, \quad (2.15b)$$

$$\mathcal{T}'''_4 = -\frac{\ln(\epsilon)}{32\pi^2} \int d^4x (A_\mu \star A_\mu)^2 + \dots \quad (2.15c)$$

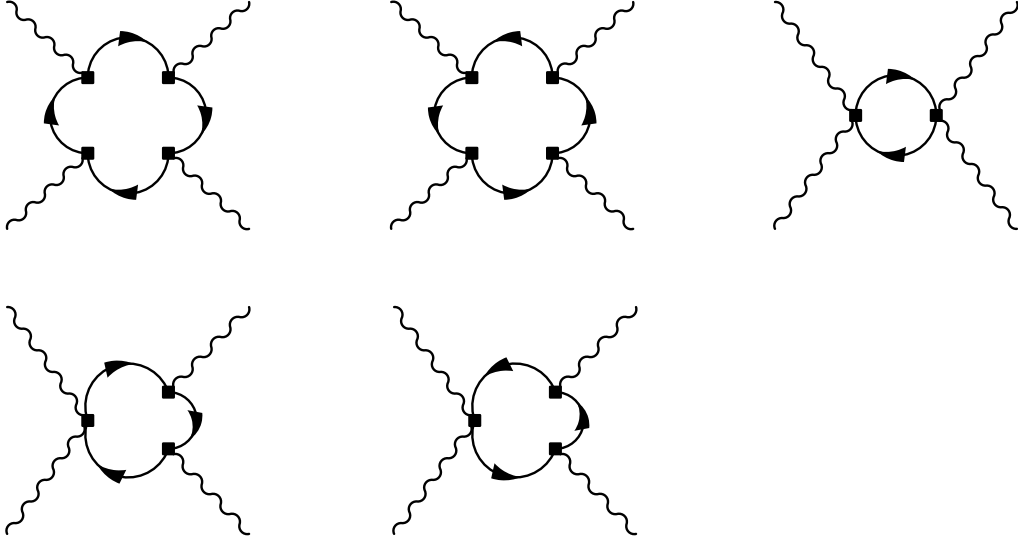


Figure 5: Relevant one-loop diagrams contributing to the 4-point function. Comments similar to those related to the figure 4 apply. Among the upper figures, the rightmost figure (resp. the two leftmost) diagram(s) corresponds to the contribution \mathcal{T}_4''' (resp. \mathcal{T}_4'). The lower diagrams correspond to \mathcal{T}_4'' .

Finally, we collect the various contributions given above, using the following identities

$$\int d^4x \mathcal{A}_\mu \star \mathcal{A}_\mu = \int d^4x \left(\frac{1}{4} \tilde{x}^2 + \tilde{x}_\mu A_\mu + A_\mu A_\mu \right), \quad (2.16a)$$

$$\int d^4x F_{\mu\nu} \star F_{\mu\nu} = \int d^4x \left(-2(A_\mu \partial^2 A_\mu + (\partial_\mu A_\mu)^2) - 4i \partial_\mu A_\nu [A_\mu, A_\nu]_\star - [A_\mu, A_\nu]_\star^2 \right), \quad (2.16b)$$

$$\int d^4x \{ \mathcal{A}_\mu, \mathcal{A}_\nu \}_\star^2 = \int d^4x \left(\frac{1}{4} (\tilde{x}^2)^2 + 2\tilde{x}^2 \tilde{x}_\mu A_\mu + 4(\tilde{x}_\mu A_\mu)^2 + 2\tilde{x}^2 A_\mu A_\mu + 2(\partial_\mu A_\mu)^2 + 4\tilde{x}_\mu A_\nu \{ A_\mu, A_\nu \}_\star + \{ A_\mu, A_\nu \}_\star^2 \right), \quad (2.16c)$$

and we find the expression for the effective action $\Gamma(A)$

$$\Gamma(A) = \int d^4x \left[\frac{\Omega^2}{4\pi^2(1+\Omega^2)^3} \left(\frac{1}{\epsilon} + m^2 \ln(\epsilon) \right) \left(\mathcal{A}_\mu \star \mathcal{A}_\mu - \frac{1}{4} \tilde{x}^2 \right) - \frac{(1-\Omega^2)^4 \ln(\epsilon)}{192\pi^2(1+\Omega^2)^4} F_{\mu\nu} \star F_{\mu\nu} + \frac{\Omega^4 \ln(\epsilon)}{8\pi^2(1+\Omega^2)^4} \left(F_{\mu\nu} \star F_{\mu\nu} + \{ \mathcal{A}_\mu, \mathcal{A}_\nu \}_\star^2 - \frac{1}{4} (\tilde{x}^2)^2 \right) \right] + \dots, \quad (2.17)$$

where $\mathcal{A}_\mu(x) = A_\mu(x) + \frac{1}{2} \tilde{x}_\mu$ and $F_{\mu\nu} = \partial_\mu A_\nu - \partial_\nu A_\mu - i[A_\mu, A_\nu]_\star$.

2.3 Relation with the parametric representation.

We will see in this subsection how the above calculations could have been done in the parametric representation of the noncommutative scalar field theory (see [39, 48, 21, 49, 50]). Let us recall in a first time some basic features of this parametric representation of the four-dimensional theory defined by the action (1.5). The propagator (1.6a) can be

reformulated in ($\tilde{\Omega} = \frac{2\Omega}{\theta}$)

$$C(x, y) = \frac{\Omega}{4\pi^2\theta} \int_0^\infty \frac{d\alpha}{\sinh^2(\alpha)} e^{-\frac{m^2\alpha}{2\Omega}} C(x, y, \alpha), \quad (2.18)$$

$$C(x, y, \alpha) = \exp\left(-\frac{\tilde{\Omega}}{4} \coth\left(\frac{\alpha}{2}\right)(x-y)^2 - \frac{\tilde{\Omega}}{4} \tanh\left(\frac{\alpha}{2}\right)(x+y)^2\right). \quad (2.19)$$

Through the following identity

$$\delta(x_1 - x_2 + x_3 - x_4) = \int \frac{d^4 p}{\pi^4 \theta^4} e^{-ip \wedge (x_1 - x_2 + x_3 - x_4)}, \quad (2.20)$$

the vertex (1.6b) becomes

$$\int d^4 x (\phi^\dagger \star \phi \star \phi^\dagger \star \phi)(x) = \frac{1}{\pi^8 \theta^8} \int \prod_{i=1}^4 d^4 x_i d^4 p \phi^\dagger(x_1) \phi(x_2) \phi^\dagger(x_3) \phi(x_4) V(x_1, x_2, x_3, x_4, p), \quad (2.21)$$

$$V(x_1, x_2, x_3, x_4, p) = \exp\left(-i \sum_{i < j} (-1)^{i+j+1} x_i \wedge x_j - i \sum_i (-1)^{i+1} p \wedge x_i\right). \quad (2.22)$$

Consider now a graph G with a set V of n internal vertices, N external legs and a set L of $(2n - \frac{N}{2})$ internal lines or propagators. In the theory defined by (1.5), there are four positions (called ‘‘corners’’) associated to each vertex $v \in V$, and each corner is bearing either a half internal line or an external field. These corners are denoted by x_i^v , where $i \in \{1, \dots, 4\}$ is given by the cyclic order of the Moyal product. The set $I \subset V \times \{1, \dots, 4\}$ of internal corners (hooked to some internal line) has $4n - N$ elements whereas the set $E = V \times \{1, \dots, 4\} \setminus I$ of external corners has N elements. Each vertex $v \in V$ carries also a hypermomentum, which is noted p_v . A line $l \in L$ of the graph G joins two corners in I , and we note their positions by $x^{l,1}$ and $x^{l,2}$. We will also note the external corners x_e . Be careful that each corner has two notations for its position. In these notations, we can express the amplitude \mathcal{A}_G of such a graph G

$$\begin{aligned} \mathcal{A}_G(\{x_e\}) &= \left(\frac{\Omega}{4\pi^2\theta}\right)^{2n-\frac{N}{2}} \left(\frac{1}{\pi^8\theta^8}\right)^n \int_0^\infty \prod_{l \in L} \frac{d\alpha_l}{\sinh^2(\alpha_l)} \int \prod_{(v,i) \in I} d^4 x_i^v \prod_{v \in V} d^4 p_v \\ &\times \prod_{l \in L} C(x^{l,1}, x^{l,2}, \alpha_l) \prod_{v \in V} V(x_1^v, x_2^v, x_3^v, x_4^v, p_v). \end{aligned} \quad (2.23)$$

We took here $m^2 = 0$ to simplify calculations. The article [39] dealing with the parametric representation tells us that by performing Gaussian integrations, we get a Gaussian function of the external variables, divided by a determinant. If we note $t_l = \tanh(\frac{\alpha_l}{2})$, using $\sinh(\alpha_l) = \frac{2t_l}{1-t_l^2}$, then the expression of the amplitude is given by

$$\mathcal{A}_G(\{x_e\}) = \left(\frac{\theta}{8\Omega}\right)^{2n-\frac{N}{2}} \left(\frac{1}{\pi^4\theta^4}\right)^n \int_0^\infty \prod_{l \in L} (d\alpha_l (1-t_l^2)^2) H U_G(t)^{-2} e^{-\frac{H V_G(x_e, t)}{H U_G(t)}}, \quad (2.24)$$

and that stands for a definition of the polynome $HU_G(t)$ in the t variables and the quadratic form $HV_G(x_e, t)$ in the external variables x_e , which is also polynomial in the t variables. Let us now recall the computation of HU and HV .

$$\begin{aligned} \mathcal{A}_G(\{x_e\}) &= \left(\frac{\Omega}{16\pi^2\theta} \right)^{2n-\frac{N}{2}} \left(\frac{1}{\pi^8\theta^8} \right)^n \int_0^\infty \prod_{l \in L} \frac{d\alpha_l(1-t_l^2)^2}{t_l^2} \int \prod_{(v,i) \in I} d^4 x_i^v \prod_{v \in V} d^4 p_v \\ &\quad \times \prod_{l \in L} e^{-\frac{\tilde{\Omega}}{4t_l}(x^{l,1}-x^{l,2})^2 - \frac{\tilde{\Omega}t_l}{4}(x^{l,1}+x^{l,2})^2} \prod_{v \in V} V(x_1^v, x_2^v, x_3^v, x_4^v, p_v). \end{aligned} \quad (2.25)$$

At this point, we introduce the short variables u and the long ones v

$$\begin{aligned} u_l &= \frac{x^{l,1} - x^{l,2}}{\sqrt{2}} \\ v_l &= \frac{x^{l,1} + x^{l,2}}{\sqrt{2}} \end{aligned} \quad (2.26)$$

associated to each line $l \in L$. Notice that the Jacobian of the transformation is 1. Each internal line $l \in L$ of the graph G joins two vertices (or one two times). This fact will be expressed by the $((2n - \frac{N}{2}) \times 4)$ -dimensional incidence matrix ϵ^v associated to each vertex $v \in V$. We define $\epsilon_{li}^v = (-1)^{i+1}$ if the line $l \in L$ hooks the vertex v at corner $i \in \{1, \dots, 4\}$, $\epsilon_{li}^v = 0$ if not, and $\eta_{li}^v = |\epsilon_{li}^v|$. Then the short and long variables are given by

$$\begin{aligned} u_l &= \frac{1}{\sqrt{2}} \sum_{v \in V} \sum_{i=1}^4 \epsilon_{li}^v x_i^v \\ v_l &= \frac{1}{\sqrt{2}} \sum_{v \in V} \sum_{i=1}^4 \eta_{li}^v x_i^v, \end{aligned} \quad (2.27)$$

and for $(v, i) \in I$ (and not for $(v, i) \in E$),

$$x_i^v = \frac{1}{\sqrt{2}} \sum_{l \in L} (\epsilon_{li}^v u_l + \eta_{li}^v v_l). \quad (2.28)$$

The vector $\chi_i^v = 1$ if $(v, i) \in E$ and $\chi_i^v = 0$ if not, shows how the external legs are hooked on vertices. We define also $\omega_{ij} = 1$ if $i < j$, $\omega_{ij} = -1$ if $j > i$ and $\omega_{ii} = 0$. The amplitude is then given by

$$\begin{aligned} \mathcal{A}_G(\{x_e\}) &= \left(\frac{\Omega}{16\pi^2\theta} \right)^{2n-\frac{N}{2}} \left(\frac{1}{\pi^8\theta^8} \right)^n \int_0^\infty \prod_{l \in L} \frac{d\alpha_l(1-t_l^2)^2}{t_l^2} \int \prod_{l \in L} d^4 u_l d^4 v_l \prod_{v \in V} d^4 p_v \\ &\quad \prod_{l \in L} e^{-\frac{\tilde{\Omega}}{2t_l}u_l^2 - \frac{\tilde{\Omega}t_l}{2}v_l^2} \prod_{v \in V} \exp \left(-i \sum_{i < j} \frac{(-1)^{i+j+1}}{2} \sum_{l, l' \in L} (\epsilon_{li}^v u_l + \eta_{li}^v v_l) \wedge (\epsilon_{l'j}^v u_{l'} + \eta_{l'j}^v v_{l'}) \right. \\ &\quad \left. - i \sum_i \frac{(-1)^{i+1}}{\sqrt{2}} \sum_{l \in L} p_v \wedge (\epsilon_{li}^v u_l + \eta_{li}^v v_l) - i \sum_{i \neq j} \frac{(-1)^{i+j+1}}{\sqrt{2}} \sum_{l \in L} \chi_i^v \omega_{ij} x_i^v \wedge (\epsilon_{lj}^v u_l + \eta_{lj}^v v_l) \right. \\ &\quad \left. - i \sum_i (-1)^{i+1} \chi_i^v p_v \wedge x_i^v - i \sum_{i < j} (-1)^{i+j+1} \chi_i^v \chi_j^v x_i^v \wedge x_j^v \right). \end{aligned} \quad (2.29)$$

The sums over i and j are between 1 and 4. We note

$$X = \begin{pmatrix} x_e \\ u \\ v \\ p \end{pmatrix} \quad \text{and} \quad G = \begin{pmatrix} M & P \\ P^T & Q \end{pmatrix}, \quad (2.30)$$

where M is a $4N \times 4N$ matrix (quadratic form for external variables), Q is a $[8(2n - \frac{N}{2}) + 4n] \times [8(2n - \frac{N}{2}) + 4n]$ matrix (quadratic form for short and long variables and hypermomenta), and P is the coupling. The following expression together with (2.29) define M , P and Q ,

$$\mathcal{A}_G(\{x_e\}) = \left(\frac{\Omega}{16\pi^2\theta} \right)^{2n - \frac{N}{2}} \left(\frac{1}{\pi^8\theta^8} \right)^n \int_0^\infty \frac{d\alpha(1-t^2)^2}{t^2} \int dudvdpe^{-\frac{1}{2}X^T G X}. \quad (2.31)$$

By performing Gaussian integrations, we obtain

$$\mathcal{A}_G(\{x_e\}) = \left(\frac{\pi^2\Omega}{\theta} \right)^{2n - \frac{N}{2}} \left(\frac{4}{\pi^6\theta^8} \right)^n \int_0^\infty d\alpha(1-t^2)^2 \frac{e^{-\frac{1}{2}(x_e)^T(M-PQ^{-1}P^T)(x_e)}}{\sqrt{\det Q}}. \quad (2.32)$$

We deduce from the latter equation the expression of polynoms $HU_G(t)$ and $HV_G(x_e, t)$ defined in (2.24).

Let us now apply this formalism to the calculation of the Yang-Mills effective action. It would be possible to compute all the contributions to the effective action $\Gamma(A)$ we found in subsection 2.2. We will nevertheless reduce our study to the contribution \mathcal{T}_4''' . One can notice on the Figures 5 and 1 that this contribution involves only the ‘‘bubble graph’’ (see Figure 6). In [39], it was found the expression for the polynom $HU_G(t)$ and

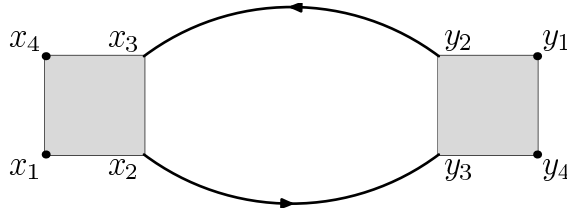


Figure 6: The bubble graph.

the real part of $HV_G(x_e, t)$ of the ‘‘bubble graph’’. Notice that we have integrated over the hypermomentum of the rooted vertex (see [39]). We have computed here the imaginary part of $HV_G(x_e, t)$ and we have obtained

$$HU_G(t) = 4(t_1 + t_2)^2, \quad (2.33)$$

$$\begin{aligned} HV_G(x_e, t) = & \frac{2(1 + \Omega^2)}{\Omega\theta} (t_1 + t_2) ((x_1 - x_4 + y_1 - y_4)^2 + t_1 t_2 (x_1 - x_4 - y_1 + y_4)^2) \\ & - 4i(t_1^2 - t_2^2)(x_1 - x_4) \wedge (y_1 - y_4) - 4i(t_1 + t_2)^2 (x_1 \wedge x_4 + y_1 \wedge y_4). \end{aligned} \quad (2.34)$$

As a consequence, the amplitude \mathcal{T}_4''' is given by

$$\begin{aligned} \mathcal{T}_4''' = & K \int_{\epsilon'}^{\infty} \frac{d\alpha_1 d\alpha_2 (1-t_1^2)^2 (1-t_2^2)^2}{16(t_1+t_2)^4} \int d^4x_1 d^4x_4 d^4y_1 d^4y_4 A_\mu(x_1) A_\mu(x_4) A_\nu(y_1) A_\nu(y_4) \\ & \exp\left(-\frac{m^2\theta(\alpha_1+\alpha_2)}{4\Omega} - \frac{1+\Omega^2}{2\Omega\theta(t_1+t_2)}((x_1-x_4+y_1-y_4)^2 + t_1t_2(x_1-x_4-y_1+y_4)^2)\right. \\ & \left.+ i\frac{t_1-t_2}{t_1+t_2}(x_1-x_4) \wedge (y_1-y_4) + i(x_1 \wedge x_4 + y_1 \wedge y_4)\right), \end{aligned} \quad (2.35)$$

where $K = \frac{2(1+\Omega^2)^2}{64\Omega^2\pi^8\theta^6}$ and $\epsilon' = 2\tilde{\Omega}\epsilon$ an UV cut-off. In the expression of K , $2(1+\Omega^2)^2$ comes from the combinatorial of \mathcal{T}_4''' and the overall factors affecting the vertices (see Figure 1), whereas the other part of K comes from the overall factor of the equation (2.24). If we keep only the leading term in ϵ' , we get

$$\begin{aligned} \mathcal{T}_4''' = & K \int_{\epsilon'}^{\infty} \frac{d\alpha_1 d\alpha_2}{16(t_1+t_2)^4} \int d^4x_1 d^4x_4 d^4y_1 d^4y_4 A_\mu(x_1) A_\mu(x_4) A_\nu(y_1) A_\nu(y_4) \\ & \exp\left(-\frac{1+\Omega^2}{2\Omega\theta(t_1+t_2)}(x_1-x_4+y_1-y_4)^2 + i\frac{t_1-t_2}{t_1+t_2}(x_1-x_4) \wedge (y_1-y_4)\right. \\ & \left.+ i(x_1 \wedge x_4 + y_1 \wedge y_4)\right). \end{aligned} \quad (2.36)$$

Now we can make a change of variables $y_4 = x_1 - x_4 + y_1 + z$, and a Taylor expansion of $A_\nu(y_4)$

$$\begin{aligned} \mathcal{T}_4''' = & K \int_{\epsilon'}^{\infty} \frac{d\alpha_1 d\alpha_2}{16(t_1+t_2)^4} \int d^4x_1 d^4x_4 d^4y_1 d^4z A_\mu(x_1) A_\mu(x_4) A_\nu(y_1) (A_\nu(x_1-x_4+y_1) + O_{z \rightarrow 0}(z)_\nu) \\ & \exp\left(-\frac{1+\Omega^2}{2\Omega\theta(t_1+t_2)}z^2 - i\frac{t_1-t_2}{t_1+t_2}(x_1-x_4) \wedge z + i(x_1 \wedge x_4 + y_1 \wedge x_1 - y_1 \wedge x_4 + y_1 \wedge z)\right). \end{aligned} \quad (2.37)$$

By performing a Gaussian integration over z together with a Taylor expansion on the variable $\epsilon' \rightarrow 0$ at the first order, the amplitude becomes

$$\begin{aligned} \mathcal{T}_4''' = & K' \int_{\epsilon'}^{\infty} \frac{d\alpha_1 d\alpha_2}{(t_1+t_2)^2} \int d^4x_1 d^4x_4 d^4y_1 A_\mu(x_1) A_\mu(x_4) A_\nu(y_1) \\ & (A_\nu(x_1-x_4+y_1) + O_{(t_1,t_2) \rightarrow (0,0)}(t_1, t_2)_\nu) e^{+i(x_1 \wedge x_4 + y_1 \wedge x_1 - y_1 \wedge x_4)}, \end{aligned} \quad (2.38)$$

where $K' = \frac{\Omega^2\pi^2\theta^2}{4(1+\Omega^2)^2}K$. If we simplify this expression, we obtain

$$\mathcal{T}_4''' = -\frac{\ln(\epsilon)}{32\pi^2} \int d^4x (A_\mu \star A_\mu \star A_\nu \star A_\nu)(x) + O_{\epsilon \rightarrow 0}(1), \quad (2.39)$$

and we recognize the equation (2.15c). This was just an example to show the calculation power of the parametric representation in our Yang-Mills effective action's computation.

2.4 Gauge invariance and regularisation scheme.

In this subsection, we shall explain and justify the special regularisation scheme used in the calculations (see \mathcal{T}'_2 in subsection 2.2). In [51], the one-loop effective action can be

expressed in terms of heat kernels

$$\Gamma_{1l}[\phi, A] = \frac{1}{2} \ln(\det(H(\phi, A)H(0, 0)^{-1})), \quad (2.40)$$

where $H(\phi, A) = \frac{\delta^2 S(\phi, A)}{\delta\phi\delta\phi^\dagger}$ is the effective potential. In the Schwinger representation, one obtains

$$\Gamma_{1l}[\phi, A] = -\frac{1}{2} \int_0^\infty \frac{dt}{t} \text{Tr}(e^{-tH(\phi, A)} - e^{-tH(0, 0)}) \quad (2.41)$$

$$= -\frac{1}{2} \lim_{s \rightarrow 0} \Gamma(s) \text{Tr}(H^{-s}(\phi, A) - H^{-s}(0, 0)). \quad (2.42)$$

By using $\Gamma(s+1) = s\Gamma(s)$ and expanding [52]

$$H^{-s}(\phi, A) = (1 + a_1(\phi, A)s + a_2(\phi, A)s^2 + \dots)H^{-s}(0, 0), \quad (2.43)$$

one obtains the following expression for the effective action

$$\Gamma_{1l}[\phi, A] = -\frac{1}{2} \lim_{s \rightarrow 0} \text{Tr}\left((\Gamma(s+1)a_1(\phi, A) + s\Gamma(s+1)a_2(\phi, A) + \dots)H^{-s}(0, 0)\right). \quad (2.44)$$

The expansion $\Gamma(s+1) = 1 - s\gamma + \dots$ permits one to reexpress (2.44) in the form

$$\begin{aligned} \Gamma_{1l}[\phi, A] &= -\frac{1}{2} \lim_{s \rightarrow 0} \text{Tr}(a_1(\phi, A)H^{-s}(0, 0)) \\ &\quad - \frac{1}{2} \lim_{s \rightarrow 0} \text{Tr}\left(s(a_2(\phi, A) - \gamma a_1(\phi, A))H^{-s}(0, 0)\right). \end{aligned} \quad (2.45)$$

We can reconcile the both definitions of the effective action (2.4) and (2.40) by $\Gamma(A) = \Gamma_{1l}[0, A]$. So, we get

$$\begin{aligned} \Gamma(A) &= -\frac{1}{2} \lim_{s \rightarrow 0} \text{Tr}(a_1(A)H^{-s}(0, 0)) \\ &\quad - \frac{1}{2} \lim_{s \rightarrow 0} \text{Tr}\left(s(a_2(A) - \gamma a_1(A))H^{-s}(0, 0)\right), \end{aligned} \quad (2.46)$$

where the ellipses denote finite contributions. The second part of the effective action is called the Wodzicki residue [53] and corresponds to the logarithmically divergent part of $\Gamma(A)$. This residue is a trace and is gauge invariant. But the first part of $\Gamma(A)$, which corresponds to the quadratically divergent part, is not gauge invariant. That is why the naive ϵ -regularisation of the Schwinger integrals breaks the gauge invariance of the theory in the quadratically divergent part. One possible way to solve this problem could be the restoration of gauge invariance by using methods from algebraic renormalisation [54]. Notice also that a dimensional regularisation scheme could have been used [21], where the divergent contributions of the effective action were automatically gauge invariant. A Hopf algebra description of this type of renormalisation, the Tanasa-Vignes algebra, has been given in [55] for the noncommutative scalar field theories.

We give here another way, which works for this special type of theory and which has been used for the calculations (see subsection 2.2). To find a convenient regularisation scheme, one can do the following transformation on the cut-off $\epsilon \rightarrow \lambda\epsilon$, where $\lambda \in \mathbb{R}_+^*$,

and it can be different for each contribution. The logarithmically divergent part of the effective action is insensitive to a finite scaling of the cut-off, so these transformations will affect only the quadratically divergent part, which is not gauge invariant.

Let us consider the contribution of a graph G_p with p internal lines and suppose that it involves a quadratic divergence. If not, this contribution does not need any change for the restoration of the gauge invariance of the effective action. Using the polynomial HU_{G_p} [39] and integrating on the appropriated variables like in (2.37), one obtains at the one-loop order that the quadratically divergent part is proportional (after Taylor expansion on $\epsilon \rightarrow 0$) to $\int_\epsilon^1 \frac{dt_i}{(t_1 + \dots + t_p)^{p+1}}$. Indeed the integration on the t_i between 1 and $+\infty$ gives only finite contributions. The expression of the propagator (1.6a) implies that a part of the logarithmic divergence is proportional to $-m^2 \int_\epsilon^1 \frac{dt_i}{(t_1 + \dots + t_p)^p}$ with exactly the same factor as the quadratic divergence. As

$$\begin{aligned} \int_\epsilon^1 \frac{dt_i}{(t_1 + \dots + t_p)^{p+1}} &= \frac{1}{p(p!)\epsilon} + \dots, \\ \int_\epsilon^1 \frac{dt_i}{(t_1 + \dots + t_p)^p} &= -\frac{\ln(\epsilon)}{(p-1)!} + \dots, \end{aligned} \quad (2.47)$$

the contribution of G_p writes $\frac{1}{p(p!)\epsilon} K_p + \frac{m^2 \ln(\epsilon)}{(p-1)!} K_p + \dots$, where the ellipses denote other logarithmic contributions and finite terms, and K_p is a factor depending on the graph G_p . The logarithmically divergent term involving m^2 in the effective action is gauge invariant. That is why one has to choose a regularisation scheme $\epsilon \rightarrow \lambda_p \epsilon$ so that $\frac{1}{p(p!)\lambda_p} = \frac{1}{(p-1)!}$, i.e. $\lambda_p = \frac{1}{p^2}$.

Therefore, with the regularisation scheme $\epsilon \rightarrow \frac{\epsilon}{p^2}$ for a graph with p internal lines, one can conclude that the gauge invariance is restored in the effective action. Indeed, we made the transformation $\epsilon \rightarrow \frac{\epsilon}{4}$ for the \mathcal{T}'_2 contribution (see (2.12a)). Finally, notice that this method is very specific to this theory and to the one-loop order. As noted above, the algebraic renormalisation or the dimensional regularisation provide more general results.

3 Discussion.

Let us now summarise the above results. We coupled a scalar theory with gauge potentials to obtain a gauge invariant action in subsection 2.1. We then integrated this action over scalar fields and got the one-loop effective action of Yang-Mills theory. We showed the procedure to compute this effective action in subsection 2.2 and noticed the links with the Schwinger parametric representation in subsection 2.3. Within this parametric representation, the calculations are indeed easier. We discussed also the special scheme of regularisation used in the computations, and explained the reasons why we chose it in subsection 2.4.

At this point, we obtain from (2.17) a gauge invariant action [37]

$$S = \int d^4x \left(\frac{1}{4g^2} F_{\mu\nu} \star F_{\mu\nu} + \frac{\Omega'^2}{4g^2} \{ \mathcal{A}_\mu, \mathcal{A}_\nu \}_\star^2 + \frac{\kappa}{2} \mathcal{A}_\mu \star \mathcal{A}_\mu \right) \quad (3.1)$$

in term of the gauge potential A_μ , which is stable at the quantum level if we couple this Yang-Mills theory to some scalar theory with harmonic term. The scalar theory of Grosse-Wulkenhaar is renormalisable to all orders of perturbation, because the harmonic term

solves the problem of UV/IR mixing of this scalar theory [16, 20]. As the pure Yang-Mills theory, given by $S = \int F_{\mu\nu} \star F_{\mu\nu}$, suffers from the same problem of UV/IR mixing [36], it is tempting to conjecture that (3.1) is a good candidate for renormalisability. Notice that another group arrived at similar conclusions by a different method [38], and that the action (3.1) can be derived from a spectral action principle [56, 57]. Indeed, taking $B_\mu = A_\mu$ and $\phi = 0$, the action of [57] can be reexpressed in the form of (3.1).

Let us go to the details of this action (3.1). Beyond the usual $\int F_{\mu\nu} \star F_{\mu\nu}$ Yang-Mills contribution, we find additional gauge invariant terms of quadratic and quartic order in \mathcal{A}_μ (which can be reexpressed in term of A_μ through (1.11)) $\int \mathcal{A}_\mu \star \mathcal{A}_\mu$ and $\int \{\mathcal{A}_\mu, \mathcal{A}_\nu\}_\star^2$. The quadratic term involves a mass term for the field A_μ , while such a bare mass term is forbidden by gauge invariance in Yang-Mills theories on commutative spaces. In this noncommutative theory, it is therefore possible to have some massive gauge fields without breaking the gauge invariance of the theory. The quartic term $\int \{\mathcal{A}_\mu, \mathcal{A}_\nu\}_\star^2$ may be viewed as the gauge counterpart of the harmonic term $\int \tilde{x}^2 \varphi^2 = \int \{\tilde{x}_\mu, \varphi\}_\star^2$, solving the problem of UV/IR mixing and ensuring the renormalisability of the φ^4 theory investigated in [16].

But before the study of this quantum field theory and its renormalisability, there is already an unusual feature at the level of the classical field theory. We noticed in the subsection 2.2 that the tadpole was not vanishing. This is the sign of a non-vanishing vacuum expectation value for the field A_μ , which is the direct consequence of the presence of the quadratic and quartic term in \mathcal{A}_μ in (3.1). Let us have a look on the equation of the motion

$$\frac{1}{g^2} [\mathcal{A}_\nu, [\mathcal{A}_\nu, \mathcal{A}_\mu]_\star]_\star + \frac{\Omega'^2}{g^2} \{\mathcal{A}_\nu, \{\mathcal{A}_\nu, \mathcal{A}_\mu\}_\star\}_\star + 2\kappa \mathcal{A}_\mu = 0. \quad (3.2)$$

Notice that this equation can be reexpressed in term of $A_\mu = \mathcal{A}_\mu - \frac{1}{2}\tilde{x}_\mu$. We see indeed that $A_\mu = 0$ (which is equivalent to $\mathcal{A}_\mu = \frac{1}{2}\tilde{x}_\mu$) is not a solution of the equation (3.2) for the real parameters $\Omega'^2 \neq 0$ or $\kappa \neq 0$. Nonetheless, $A_\mu = -\frac{1}{2}\tilde{x}_\mu$ (which is equivalent to $\mathcal{A}_\mu = 0$) is solution of the equation of the motion (3.2) for all Ω'^2 and κ . By expanding the action (3.1) around this solution $\mathcal{A}_\mu = 0$ through (1.13), we find the following action (up to an inessential constant term)

$$S = \int d^4x \left(\frac{\kappa}{2} \mathcal{A}_\mu \star \mathcal{A}_\mu + \frac{(1 + \Omega'^2)}{2g^2} \mathcal{A}_\mu \star \mathcal{A}_\mu \star \mathcal{A}_\nu \star \mathcal{A}_\nu - \frac{(1 - \Omega'^2)}{2g^2} \mathcal{A}_\mu \star \mathcal{A}_\nu \star \mathcal{A}_\mu \star \mathcal{A}_\nu \right), \quad (3.3)$$

where \mathcal{A}_μ is then the quantum gauge field with vanishing expectation value. Note that for $\kappa > 0$, the propagator $\frac{2}{\kappa} \delta_{\mu\nu} \delta(x - y)$, which is trivial, is non-negative, so $\mathcal{A}_\mu = 0$ is a minimum of the action (3.1). But then, as the action (3.3) involves only this trivial quadratic term and two quartic vertices, it gives rise to a non-dynamical matrix theory, where the fields are the four infinite-dimensional matrices associated to the \mathcal{A}_μ . However the equation of motion (3.2) has to be further studied, because it can probably produce more interesting vacua, as the one found in [57]. The vacuum problem in noncommutative field theory is indeed an interesting question. Notice that it has been studied for the scalar theory with harmonic term in [58].

In the line of the non-vanishing vacuum question, some others problems remain to be understood and properly controlled as the gauge fixing and the ghost sector [59]. After

that, subsection 2.4 gives some lights about the choice of a convenient regularisation scheme for the study of renormalisability.

Acknowledgments: I would like to thank the organisers of the “International Conference on Noncommutative Geometry and Physics” for their invitation. I am also grateful to J.-C. Wallet and R. Wulkenhaar for their collaboration.

References

- [1] M. R. Douglas and N. A. Nekrasov, “Noncommutative field theory,” *Rev. Mod. Phys.* **73** (2001) 977 [arXiv:hep-th/0106048].
- [2] R. J. Szabo, “Quantum field theory on noncommutative spaces,” *Phys. Rept.* **378**, 207 (2003) [arXiv:hep-th/0109162].
- [3] A. Connes, “Noncommutative Geometry,” Academic Press Inc., San Diego (1994), available at <http://www.alainconnes.org/downloads.html>.
- [4] A. Connes and M. Marcolli, “A walk in the noncommutative garden,” (2006), available at <http://www.alainconnes.org/downloads.html>.
- [5] V. Gayral, J. H. Jureit, T. Krajewski and R. Wulkenhaar, “Quantum field theory on projective modules,” [arXiv:hep-th/0612048].
- [6] R. Wulkenhaar, “Field Theories On Deformed Spaces,” *J. Geom. Phys.* **56** (2006) 108.
- [7] V. Rivasseau, “Non-commutative renormalization,” arXiv:0705.0705 [hep-th].
- [8] N. Seiberg and E. Witten, “String theory and noncommutative geometry,” *JHEP* **9909** (1999) 032 [arXiv:hep-th/9908142].
- [9] E. Witten, “Noncommutative Geometry And String Field Theory,” *Nucl. Phys. B* **268** (1986) 253.
- [10] A. Connes, M. R. Douglas and A. S. Schwarz, “Noncommutative geometry and matrix theory: Compactification on tori,” *JHEP* **9802** (1998) 003 [arXiv:hep-th/9711162].
- [11] L. Susskind, “The Quantum Hall Fluid and Non-Commutative Chern Simons Theory,” [arXiv:hep-th/0101029].
- [12] A. P. Polychronakos, “Quantum Hall states on the cylinder as unitary matrix Chern-Simons theory,” *JHEP*, **06**, 70-95 (2001).
- [13] S. Hellerman, M. Van Raamsdonk, “Quantum Hall physics equals noncommutative field theory,” *JHEP* **10**, 39-51 (2001).
- [14] S. Minwalla, M. Van Raamsdonk and N. Seiberg, “Noncommutative perturbative dynamics,” *JHEP* **0002** (2000) 020 [arXiv:hep-th/9912072].
- [15] I. Chepelev and R. Roiban, “Renormalization of quantum field theories on noncommutative \mathbb{R}^d . I: Scalars,” *JHEP* **0005** (2000) 037 [arXiv:hep-th/9911098].
- [16] H. Grosse and R. Wulkenhaar, “Renormalisation of ϕ^4 -theory on noncommutative \mathbb{R}^4 in the matrix base,” *Commun. Math. Phys.* **256** (2005) 305 [arXiv:hep-th/0401128].
- [17] H. Grosse and R. Wulkenhaar, “Power-counting theorem for non-local matrix models and renormalisation,” *Commun. Math. Phys.* **254** (2005) 91 [arXiv:hep-th/0305066].
- [18] H. Grosse and R. Wulkenhaar, “Renormalisation of ϕ^4 -theory on noncommutative \mathbb{R}^2 in the matrix base,” *JHEP* **0312** (2003) 019 [arXiv:hep-th/0307017].

- [19] V. Rivasseau, F. Vignes-Tourneret and R. Wulkenhaar, “Renormalization of non-commutative ϕ^4 -theory by multi-scale analysis,” *Commun. Math. Phys.* **262** (2006) 565-594 [arXiv:hep-th/0501036].
- [20] R. Gurau, J. Magnen, V. Rivasseau and F. Vignes-Tourneret, “Renormalization of non-commutative ϕ^4 field theory in x space,” *Commun. Math. Phys.* **267** (2006) 515 [arXiv:hep-th/0512271].
- [21] R. Gurau and A. Tanasa, “Dimensional regularization and renormalization of non-commutative QFT,” arXiv:0706.1147 [math-ph].
- [22] H. Grosse and R. Wulkenhaar, “The beta-function in duality-covariant noncommutative ϕ^4 theory,” *Eur. Phys. J. C* **35**, 277 (2004) [arXiv:hep-th/0402093].
- [23] M. Disertori and V. Rivasseau, “Two and three loops beta function of non commutative ϕ^4 theory,” *Eur. Phys. J. C* **50**, 661 (2007) [arXiv:hep-th/0610224].
- [24] M. Disertori, R. Gurau, J. Magnen and V. Rivasseau, “Vanishing of beta function of non commutative ϕ^4 theory to all orders,” *Phys. Lett. B* **649**, 95 (2007) [arXiv:hep-th/0612251].
- [25] V. Rivasseau, “Constructive Matrix Theory,” arXiv:0706.1224 [hep-th].
- [26] J. Magnen and V. Rivasseau, “Constructive ϕ^4 field theory without tears,” arXiv:0706.2457 [math-ph].
- [27] E. Langmann, R. J. Szabo and K. Zarembo, “Exact solution of quantum field theory on noncommutative phase spaces,” *JHEP* **0401** (2004) 017 [arXiv:hep-th/0308043].
- [28] E. Langmann, R. J. Szabo and K. Zarembo, “Exact solution of noncommutative field theory in background magnetic fields,” *Phys. Lett. B* **569** (2003) 95 [arXiv:hep-th/0303082].
- [29] E. Langmann and R. J. Szabo, “Duality in scalar field theory on noncommutative phase spaces,” *Phys. Lett. B* **533** (2002) 168 [arXiv:hep-th/0202039].
- [30] H. Grosse and H. Steinacker, “Renormalization of the noncommutative ϕ^3 model through the Kontsevich model,” *Nucl. Phys. B* **746** (2006) 202 [arXiv:hep-th/0512203].
- [31] H. Grosse and H. Steinacker, “A nontrivial solvable noncommutative ϕ^3 model in 4 dimensions,” *JHEP* **0608** (2006) 008 [arXiv:hep-th/0603052].
- [32] H. Grosse and H. Steinacker, “Exact renormalization of a noncommutative ϕ^3 model in 6 dimensions,” [arXiv:hep-th/0607235].
- [33] F. Vignes-Tourneret, “Renormalization of the orientable non-commutative Gross-Neveu model,” [arXiv:math-ph/0606069], to appear in *Ann. H. Poincaré*.
- [34] F. Vignes-Tourneret, “Renormalisation des théories de champs non commutatives,” [arXiv:math-ph/0612014], Ph.D. thesis, Université Paris 11.
- [35] A. Lakhoua, F. Vignes-Tourneret and J. C. Wallet, “One-loop beta functions for the orientable non-commutative Gross-Neveu model,” [arXiv:hep-th/0701170].
- [36] A. Matusis, L. Susskind and N. Toumbas, “The IR/UV connection in the non-commutative gauge theories,” *JHEP* **0012** (2000) 002 [arXiv:hep-th/0002075].
- [37] A. de Goursac, J. C. Wallet and R. Wulkenhaar, “Noncommutative induced gauge theory,” *Eur. Phys. J. C* **51** (2007) 977 [arXiv:hep-th/0703075].
- [38] H. Grosse and M. Wohlgenannt, “Induced Gauge Theory on a Noncommutative Space,” [arXiv:hep-th/0703169].
- [39] R. Gurau and V. Rivasseau, “Parametric Representation of Noncommutative Field Theory,” [arXiv:math-ph/0606030].
- [40] J. M. Gracia-Bondía and J. C. Várilly, “Algebras of distributions suitable for phase space

- quantum mechanics. I,” J. Math. Phys. **29** (1988) 869.
- [41] J. C. Várilly and J. M. Gracia-Bondía, “Algebras of distributions suitable for phase-space quantum mechanics. II. Topologies on the Moyal algebra,” J. Math. Phys. **29** (1988) 880.
 - [42] J. C. Wallet, “Noncommutative Induced Gauge Theories on Moyal Spaces,” arXiv:0708.2471 [hep-th].
 - [43] R. Gurau, V. Rivasseau and F. Vignes-Tourneret, “Propagators for noncommutative field theories,” Annales Henri Poincaré **7**, 1601 (2006) [arXiv:hep-th/0512071].
 - [44] M. Dubois-Violette, R. Kerner and J. Madore, “Noncommutative Differential Geometry and New Models of Gauge Theory,” J. Math. Phys. **31** (1990) 323.
 - [45] M. Dubois-Violette and T. Masson, “ $SU(n)$ -connections and noncommutative differential geometry,” J. Geom. Phys. **25** (1998) 104.
 - [46] T. Masson, “On the noncommutative geometry of the endomorphism algebra of a vector bundle,” J. Geom. Phys. **31** (1999) 142.
 - [47] T. Masson and E. Sérié, “Invariant noncommutative connections,” J. Math. Phys. **46** (2005) 123503.
 - [48] V. Rivasseau and A. Tanasa, “Parametric representation of ‘critical’ noncommutative QFT models,” [arXiv:math-ph/0701034].
 - [49] A. Tanasa, “Overview of the parametric representation of renormalizable non-commutative field theory”, to be published in J. Physics: Conf. Series, arXiv:0709.2270 [math-ph].
 - [50] R. Gurau, A. P. C. Malbouisson, V. Rivasseau and A. Tanasa, “Non-Commutative Complete Mellin Representation for Feynman Amplitudes,” arXiv:0705.3437 [math-ph].
 - [51] V. Gayral, “Heat-kernel approach to UV/IR mixing on isospectral deformation manifolds,” Annales Henri Poincaré **6** (2005) 991 [arXiv:hep-th/0412233].
 - [52] A. Connes and A. H. Chamseddine, “Inner fluctuations of the spectral action,” J. Geom. Phys. **57** (2006) 1 [arXiv:hep-th/0605011].
 - [53] M. Wodzicki, “Local invariants of spectral asymmetry,” Invent. math. **75** (1984) 143.
 - [54] O. Piguet and S. P. Sorella, “Algebraic renormalization: Perturbative renormalization, symmetries and anomalies,” Lect. Notes Phys. **M28** (1995) 1.
 - [55] A. Tanasa and F. Vignes-Tourneret, “Hopf algebra of non-commutative field theory”, arXiv:0707.4143 [math-ph].
 - [56] A. H. Chamseddine and A. Connes, “The spectral action principle,” Commun. Math. Phys. **186**, 731 (1997) [arXiv:hep-th/9606001].
 - [57] H. Grosse and R. Wulkenhaar, “8D-spectral triple on 4D-Moyal space and the vacuum of noncommutative gauge theory,” arXiv:0709.0095 [hep-th].
 - [58] A. de Goursac, A. Tanasa and J. C. Wallet, “Vacuum configurations for renormalizable non-commutative scalar models,” arXiv:0709.3950 [hep-th].
 - [59] D. Blaschke, H. Grosse and M. Schweda, “Non-Commutative $U(1)$ Gauge Theory on \mathbb{R}^{**4} with Oscillator Term and BRST Symmetry,” arXiv:0705.4205 [hep-th].