

Generalized parton distributions of the pion¹

Wojciech Broniowski*, Enrique Ruiz Arriola[†] and
Krzysztof Golec-Biernat**

*The H. Niewodniczański Institute of Nuclear Physics PAN, PL-31342 Kraków, Poland and
Institute of Physics, Jan Kochanowski University, PL-25406 Kielce, Poland

[†]Departamento de Física Atómica, Molecular y Nuclear, Universidad de Granada, E-18071
Granada, Spain

**The H. Niewodniczański Institute of Nuclear Physics PAN, PL-31342 Kraków, Poland, and
Institute of Physics, Rzeszów University, PL-35959 Rzeszów, Poland

Abstract. Generalized Parton Distributions of the pion are evaluated in chiral quark models with the help of double distributions. As a result the polynomiality conditions are automatically satisfied. In addition, positivity constraints, proper normalization and support, sum rules, and soft pion theorems are fulfilled. We obtain explicit expressions holding at the low-energy quark-model scale, which exhibit no factorization in the t -dependence. The crucial QCD evolution of the quark-model distributions is carried out up to experimental or lattice scales. The obtained results for the Parton Distribution Function and the Parton Distribution Amplitude describe the available experimental and lattice data, confirming that the quark-model scale is low, around 320 MeV.

Keywords: generalized parton distributions, double distributions, light-cone QCD, exclusive processes, chiral quark models

PACS: 12.38.Lg, 11.30, 12.38.-t

Generalized Parton Distributions (GPD's) carry “tomographic” information on the partonic structure of hadrons (for reviews see e.g. [1, 2, 3, 4, 5, 6, 7, 8]). In this talk we present our recent calculation of the GPD's of the pion in the framework of chiral quark models [9], which extends the previous calculations of PDF's [10, 11, 12], PDA's [13, 14], and GPD in the impact parameter space [15]. Recently, the Transition Distribution Amplitudes (TDA) [16, 17] have also been evaluated in the same framework [18]. Other quark-model calculations of GPD's and related quantities have been reported in Refs. [19, 20, 21, 22, 23, 24, 25, 23, 26, 27, 28, 29, 30].

Chiral quark models yield parton distributions at a *given* low energy scale Q_0 . The result for a quantity F is matched to QCD order by order in the twist expansion, n , hence $F_n(x)|_{\text{Model}} = F_n(x, \alpha(Q_0^2))|_{\text{QCD}}$. Then the functions F_n are evolved to higher scales Q . It turns out that in order to describe the available pion phenomenology the initial scale Q_0 in the considered quark models must be very low [10, 12, 13, 14]; matching the momentum fraction carried by the valence quark at $Q^2 = 4\text{GeV}^2$ to 47% [31, 32] yields

$$Q_0 = 313_{-10}^{+20}\text{MeV}, \quad (1)$$

¹ Talk presented by WB at SCADRON 70 Workshop on “Scalar Mesons and Related Topics”, Lisbon, 11-16 February 2008

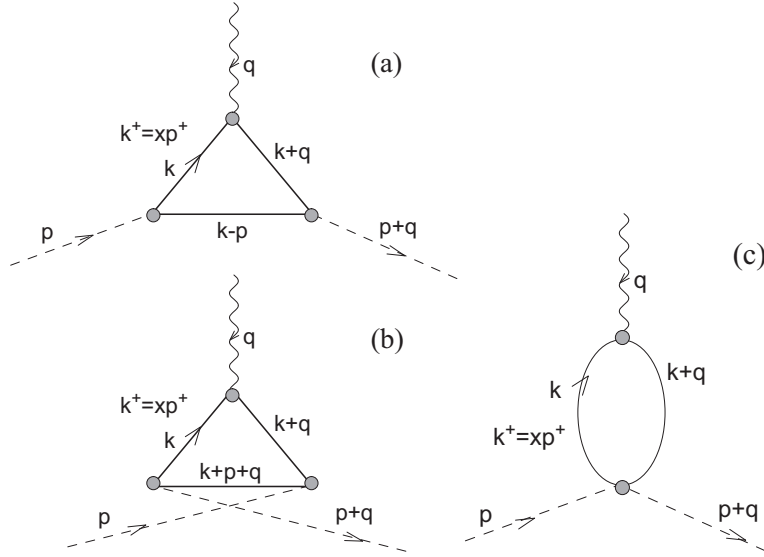


FIGURE 1. The direct (a), crossed (b), and contact (c) Feynman diagrams for the quark-model evaluation of the GPD's of the pion.

with $\Lambda_{\text{QCD}} = 226 \text{ MeV}$ and three flavors. At such a low scale $\alpha(Q_0^2)/(2\pi) = 0.34$, which makes the evolution very fast for the scales close to the initial value.

The kinematics of the process and the assignment of momenta (in the asymmetric notation) is displayed in Fig. 1, representing the large- N_c quark-model evaluation of GPD's. We adopt the standard notation $p^2 = m_\pi^2$, $q^2 = -2p \cdot q = t$, $q \cdot n = -\zeta$. The leading-twist GPD of the pion is defined as

$$\mathcal{H}^{ab}(x, \zeta, t) = \int \frac{dz^-}{4\pi} e^{ixp^+z^-} \langle \pi^b(p+q) | \bar{\psi}(0) \gamma \cdot n T \psi(z) | \pi^a(p) \rangle \Big|_{z^+=0, z^\perp=0}, \quad (2)$$

where a and b are isospin indices for the pion, T is the isospin matrix equal 1 for the isoscalar and τ_3 for the isovector case, n is the null vector, and z is the light-cone coordinate. In the symmetric notation one introduces $\xi = \frac{\zeta}{2-\zeta}$ and $X = \frac{x-\zeta/2}{1-\zeta/2}$. The following sum rules hold on general grounds:

$$\int_{-1}^1 dX \mathcal{H}^{I=1}(X, \xi, t) = 2F_V(t), \quad \int_{-1}^1 dX X \mathcal{H}^{I=0}(X, \xi, t) = \theta_2(t) - \xi^2 \theta_1(t), \quad (3)$$

where $F_V(t)$ is the electromagnetic form factor, while $\theta_1(t)$ and $\theta_2(t)$ are the gravitational form factors of the pion. Finally, for $X \geq 0$ the equality $\mathcal{H}^{I=0,1}(X, 0, 0) = q(X)$ relates the GPD's to the the pion's parton distribution function (PDF). The *polynomiality* conditions [1, 2] and the positivity bound [33] are satisfied in our approach.

We work for simplicity in the chiral limit, $m_\pi = 0$. Two quark models are considered: the Spectral Quark Model (SQM) [34] and the NJL model. SQM implements the vector-meson dominance, predicting the form factors

$$F_V^{\text{SQM}}(t) = \frac{M_V^2}{M_V^2 - t}, \quad \theta_1^{\text{SQM}}(t) = \theta_2^{\text{SQM}}(t) = \frac{M_V^2}{t} \log \left(\frac{M_V^2}{M_V^2 - t} \right). \quad (4)$$

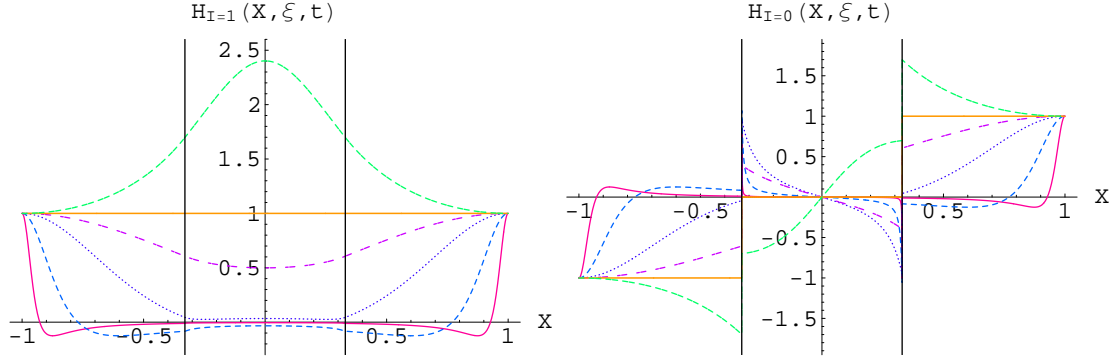


FIGURE 2. The GPD's of the pion in SQM, $\xi = 1/3$, $t = 0.2, 0, -0.2, -1, -10, -100 \text{ GeV}^2$ from top to bottom (at $x = 0.9$).

The explicit results for the full GPD's have been provided in Ref. [9]. Importantly, their form does not exhibit a factorized t -dependence. A sample result for $\xi = 1/3$ and several values of t is shown in Fig. 2. For the NJL model the results are qualitatively the same. For the case of $t = 0$ the GPD's simplify to the well-know [20, 25] step-function results

$$\begin{aligned}\mathcal{H}_{I=0}(x, \zeta, 0) &= \theta[(1-x)(x-\zeta)] - \theta[-x(x+1-\zeta)], \\ \mathcal{H}_{I=1}(x, \zeta, 0) &= \theta[(1-x)(x+1-\zeta)].\end{aligned}\quad (5)$$

Another simple case is in SQM for $\zeta = 0$ and any value of t [15]

$$\mathcal{H}_q(x, 0, t) = \frac{M_V^2 (M_V^2 + t(x-1)^2)}{(M_V^2 - t(x-1)^2)^2}.\quad (6)$$

For the QCD evolution we use the leading-order ERBL-DGLAP equations with three flavors. In the left panel of Fig. 3 we confront the result for $xq(x, Q)$ at the scale $Q = 2 \text{ GeV}$ with the data at this scale from the E615 Drell-Yan experiment [35]. We note agreement between the model and the data. In the right panel of Fig 3 we compare our results to the data from lattices [37]. We take the liberty of moving the scale, as its determination on the lattice is not very precise. As we see, the agreement is qualitatively good if one considers the uncertainties of the data, especially when the lower scale is used.

PDA's have been intensely studied in the past in several contexts (see Ref. [38] for a brief review). At the quark model scale Q_0 the PDA of the pion [13], which can be related to the isovector GPD through the soft pion theorem [39] is $\phi(x; Q_0) = 1$ [13]. The evolved PDA is shown in Fig. 4, where it is compared to the E791 di-jet measurement [40] and to lattice calculations [37]. Again, good agreement is observed.

For the case of general kinematics, the explicit form of the LO QCD evolution equations for the GPD's can be found in [41, 42, 43, 44, 45, 46, 47]. In this paper we solve them with the numerical method developed in [45], based on the Chebyshev polynomial expansion. The results of the LO evolution from the SQM initial condition for $\xi = 1/3$ at the scale Q_0 to subsequent values of Q are shown in Figs. 5. The evolution

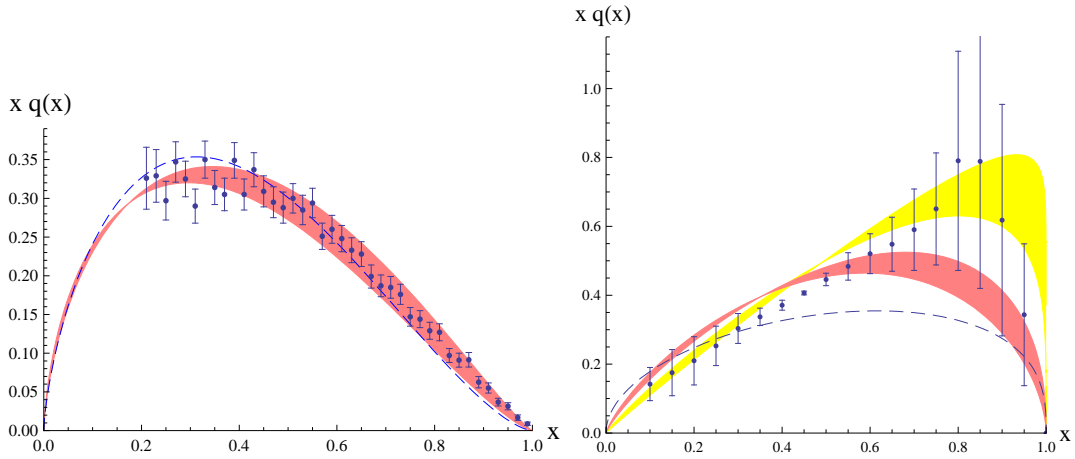


FIGURE 3. Left: the quark model valence parton distribution (PDF) of the pion for a single quark (either u or \bar{d} for π^+) evolved to the scale of $Q = 4$ GeV (band). The width of the band indicates the uncertainty in the initial scale Q_0 . The data points come from the analysis of the E615 experiment [35]. The dashed line shows the reanalysis of the original data from Ref. [36]. Right: the quark-model prediction for PDF evolved to the scale $Q = 0.5$ GeV (darker band) and $Q = 0.35$ GeV (lighter band). The transverse-lattice data come from Ref. [37] and correspond to the scale ~ 0.5 GeV. The line shows the GRS parameterization at $Q = 0.5$ GeV.

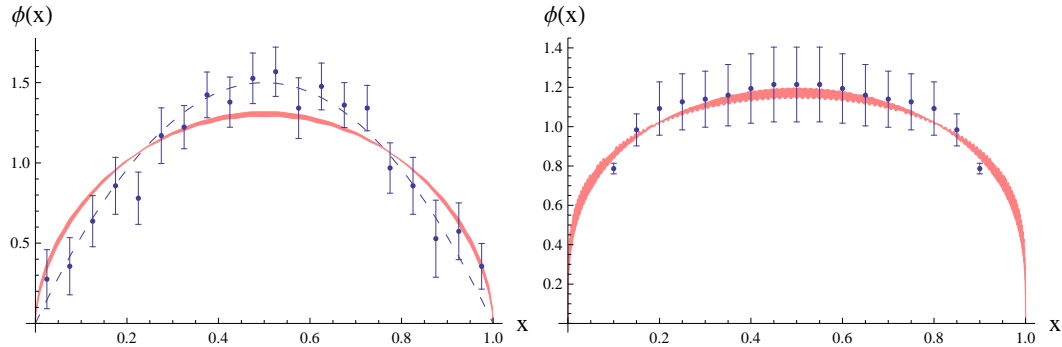


FIGURE 4. Left: the quark-model prediction for the pion distribution amplitude (PDA) evolved to the scale $Q = 2$ GeV (band) and compared to the E791 di-jet measurement [40] after proper normalization of the data. The width of the band indicates the uncertainty in Q_0 . We also show the the asymptotic PDA, $\phi(x, \infty) = 6x(1-x)$ (dashed line). Right: the same compared to the transverse lattice data [37], corresponding to the scale ~ 0.5 GeV.

is fastest at low values of Q , where the coupling constant is large, and it immediately pulls down the end-point values to zero. Then, the strength gradually drifts from the DGLAP regions to the ERBL region. The approach towards the asymptotic form is very slow, with the tails in the DGLAP region present. The highest Q^2 displayed in the figure is 10^8 GeV² and the asymptotic form is reached at “cosmologically” large values of Q , which are never achieved experimentally. The results for the NJL model are very similar to the case of SQM.

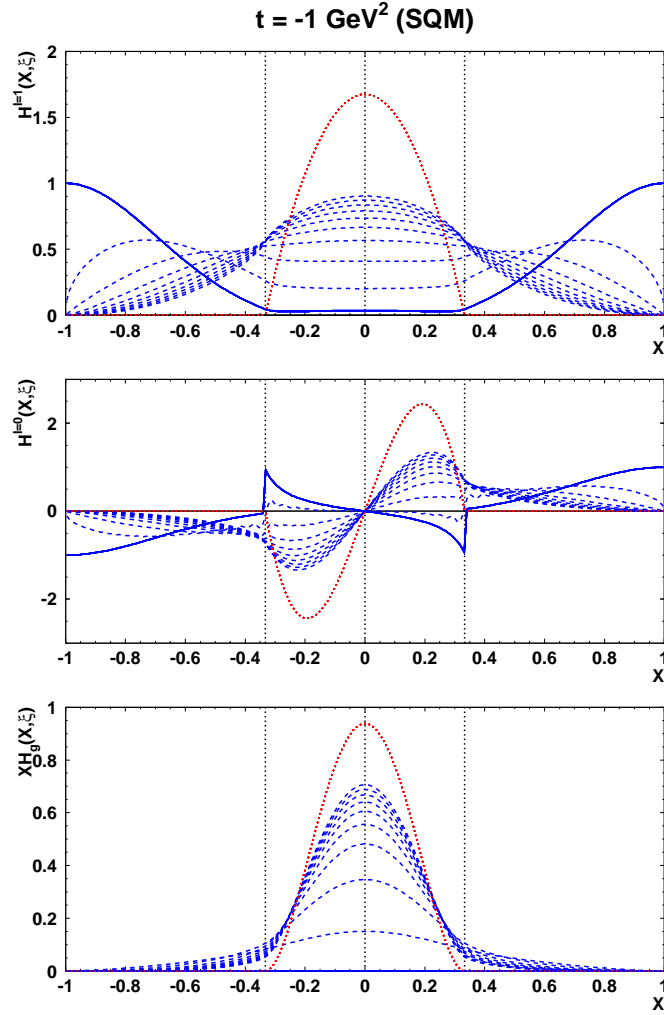


FIGURE 5. Non-singlet (top), singlet (middle), and gluon (bottom) GPD's of the pion for $\xi = 1/3$, evolved from the SQM condition up to $Q^2 = 0.1, 1, 10, 10^2, \dots, 10^8$ GeV². Higher Q^2 gives higher magnitude of the curves in the ERBL region.

In conclusion, we remark that our calculation provides a link between the non-perturbative soft-energy physics in terms of matrix element of operators and the high-energy processes as deduced from perturbative QCD evolution. The overall agreement with the pionic data from experiments and lattices, available for the PDF and PDA, is very reasonable, supporting the presented methodology.

Supported by Polish Ministry of Science and Higher Education grant N202 034 32/0918, Spanish DGI and FEDER funds with grant FIS2005-00810, Junta de Andalucía grant FQM225-05, and EU Integrated Infrastructure Initiative Hadron Physics Project contract RII3-CT-2004-506078.

REFERENCES

1. X.-D. Ji, *J. Phys.* **G24**, 1181–1205 (1998), hep-ph/9807358.
2. A. V. Radyushkin (2000), hep-ph/0101225.
3. K. Goeke, M. V. Polyakov, and M. Vanderhaeghen, *Prog. Part. Nucl. Phys.* **47**, 401–515 (2001), hep-ph/0106012.
4. M. Diehl, *Phys. Rept.* **388**, 41–277 (2003), hep-ph/0307382.
5. X. Ji, *Ann. Rev. Nucl. Part. Sci.* **54**, 413–450 (2004).
6. A. V. Belitsky, and A. V. Radyushkin, *Phys. Rept.* **418**, 1–387 (2005), hep-ph/0504030.
7. T. Feldmann, *Eur. Phys. J. Special Topics* **140**, 135–167 (2007).
8. S. Boffi, and B. Pasquini (2007), arXiv:0711.2625 [hep-ph].
9. W. Broniowski, E. R. Arriola, and K. Golec-Biernat, *Phys. Rev.* **D77**, 034023 (2008), 0712.1012.
10. R. M. Davidson, and E. Ruiz Arriola, *Phys. Lett.* **B348**, 163–169 (1995).
11. E. Ruiz Arriola (2001), hep-ph/0107087.
12. R. M. Davidson, and E. Ruiz Arriola, *Acta Phys. Polon.* **B33**, 1791–1808 (2002), hep-ph/0110291.
13. E. Ruiz Arriola, and W. Broniowski, *Phys. Rev.* **D66**, 094016 (2002), hep-ph/0207266.
14. E. Ruiz Arriola, *Acta Phys. Polon.* **B33**, 4443–4479 (2002), hep-ph/0210007.
15. W. Broniowski, and E. Ruiz Arriola, *Phys. Lett.* **B574**, 57–64 (2003), hep-ph/0307198.
16. B. Pire, and L. Szymanowski, *Phys. Rev.* **D71**, 111501 (2005), hep-ph/0411387.
17. B. Pire, and L. Szymanowski, *Phys. Lett.* **B622**, 83–92 (2005), hep-ph/0504255.
18. W. Broniowski, and E. R. Arriola, *Phys. Lett.* **B649**, 49 (2007), hep-ph/0701243.
19. M. V. Polyakov, and C. Weiss, *Phys. Rev.* **D59**, 091502 (1999), hep-ph/9806390.
20. M. V. Polyakov, and C. Weiss, *Phys. Rev.* **D60**, 114017 (1999), hep-ph/9902451.
21. I. V. Anikin, A. E. Dorokhov, A. E. Maksimov, L. Tomio, and V. Vento, *Nucl. Phys.* **A678**, 175–186 (2000).
22. I. V. Anikin, A. E. Dorokhov, A. E. Maksimov, and L. Tomio, *Phys. Atom. Nucl.* **63**, 489–498 (2000).
23. B. C. Tiburzi, and G. A. Miller, *Phys. Rev.* **D67**, 013010 (2003), hep-ph/0209178.
24. B. C. Tiburzi, and G. A. Miller, *Phys. Rev.* **D67**, 113004 (2003), hep-ph/0212238.
25. L. Theussl, S. Noguera, and V. Vento, *Eur. Phys. J.* **A20**, 483–498 (2004), nucl-th/0211036.
26. M. Praszalowicz, and A. Rostworowski, *Acta Phys. Polon.* **B34**, 2699–2730 (2003), hep-ph/0302269.
27. A. Bzdak, and M. Praszalowicz, *Acta Phys. Polon.* **B34**, 3401–3416 (2003), hep-ph/0305217.
28. S. Noguera, and V. Vento, *Eur. Phys. J.* **A28**, 227–236 (2006), hep-ph/0505102.
29. A. Courtoy, and S. Noguera, *Phys. Rev.* **D76**, 094026 (2007), 0707.3366.
30. P. Kotko, and M. Praszalowicz (2008), 0803.2847.
31. P. J. Sutton, A. D. Martin, R. G. Roberts, and W. J. Stirling, *Phys. Rev.* **D45**, 2349–2359 (1992).
32. S. Capitani, et al., *Phys. Lett.* **B639**, 520–526 (2006), hep-lat/0511013.
33. P. V. Pobylitsa, *Phys. Rev.* **D65**, 077504 (2002), hep-ph/0112322.
34. E. Ruiz Arriola, and W. Broniowski, *Phys. Rev.* **D67**, 074021 (2003), hep-ph/0301202.
35. J. S. Conway, et al., *Phys. Rev.* **D39**, 92–122 (1989).
36. K. Wijesooriya, P. E. Reimer, and R. J. Holt, *Phys. Rev.* **C72**, 065203 (2005), nucl-ex/0509012.
37. S. Dalley, and B. van de Sande, *Phys. Rev.* **D67**, 114507 (2003), hep-ph/0212086.
38. A. P. Bakulev, S. V. Mikhailov, A. V. Pimikov, and N. G. Stefanis (2007), arXiv:0710.2275 [hep-ph].
39. M. V. Polyakov, *Nucl. Phys.* **B555**, 231 (1999), hep-ph/9809483.
40. E. M. Aitala, et al., *Phys. Rev. Lett.* **86**, 4768–4772 (2001), hep-ex/0010043.
41. D. Mueller, D. Robaschik, B. Geyer, F. M. Dittes, and J. Horejsi, *Fortschr. Phys.* **42**, 101 (1994), hep-ph/9812448.
42. X.-D. Ji, *Phys. Rev.* **D55**, 7114–7125 (1997), hep-ph/9609381.
43. A. V. Radyushkin, *Phys. Rev.* **D56**, 5524–5557 (1997), hep-ph/9704207.
44. J. Blumlein, B. Geyer, and D. Robaschik, *Phys. Lett.* **B406**, 161–170 (1997), hep-ph/9705264.
45. K. J. Golec-Biernat, and A. D. Martin, *Phys. Rev.* **D59**, 014029 (1999), hep-ph/9807497.
46. N. Kivel, and L. Mankiewicz, *Nucl. Phys.* **B557**, 271–295 (1999), hep-ph/9903531.
47. N. Kivel, and L. Mankiewicz, *Phys. Lett.* **B458**, 338–346 (1999), hep-ph/9905342.