

# The see-saw mechanism: neutrino mixing, leptogenesis and lepton flavor violation

WERNER RODEJOHANN

Max-Planck-Institut für Kernphysik, Postfach 103980, D-69029 Heidelberg, Germany

**Abstract.** The see-saw mechanism to generate small neutrino masses is reviewed. After summarizing our current knowledge about the low energy neutrino mass matrix we consider reconstructing the see-saw mechanism. Low energy neutrino physics is not sufficient to reconstruct see-saw, a feature which we refer to as “see-saw degeneracy”. Indirect tests of see-saw are leptogenesis and lepton flavor violation in supersymmetric scenarios, which together with neutrino mass and mixing define the framework of see-saw phenomenology. Several examples are given, both phenomenological and GUT-related. Variants of the see-saw mechanism like the type II or triplet see-saw are also discussed. In particular, we compare many general aspects regarding the dependence of LFV on low energy neutrino parameters in the extreme cases of a dominating conventional see-saw term or a dominating triplet term. For instance, the absence of  $\mu \rightarrow e\gamma$  or  $\tau \rightarrow e\gamma$  in the pure triplet case means that CP is conserved in neutrino oscillations. Scanning models, we also find that among the decays  $\mu \rightarrow e\gamma$ ,  $\tau \rightarrow e\gamma$  and  $\tau \rightarrow \mu\gamma$  the latter one has the largest branching ratio in (i)  $SO(10)$  type I see-saw models and in (ii) scenarios in which the triplet term dominates in the neutrino mass matrix.

**Keywords.** neutrinos, leptogenesis, lepton flavor violation

## 1. Introduction: the Neutrino Mass Matrix

Non-trivial lepton mixing in the form of neutrino oscillations proves that neutrinos are massive and that the Standard Model (SM) of elementary particles is incomplete. At low energy, all phenomenology can be explained by the neutrino mass matrix [1]

$$m_\nu = U m_\nu^{\text{diag}} U^T, \quad (1)$$

where  $m_\nu^{\text{diag}} = \text{diag}(m_1, m_2, m_3)$  contains the individual neutrino masses. In the basis in which the charged lepton mass matrix is real and diagonal  $U$  is the Pontecorvo-Maki-Nakagawa-Sakata (PMNS) mixing matrix. We will work in this very basis throughout the text, otherwise the relation  $U = U_\ell^\dagger U_\nu$  holds, where  $U_\nu$  diagonalizes the neutrino mass matrix and  $m_\ell m_\ell^\dagger = U_\ell (m_\ell^{\text{diag}})^2 U_\ell^\dagger$ . The PMNS matrix can explicitly be parameterized as

$$U = R_{23}(\theta_{23}) U_\delta^\dagger R_{13}(\theta_{13}) U_\delta R_{12}(\theta_{12}) P \quad (2)$$

$$= \begin{pmatrix} c_{12} c_{13} & s_{12} c_{13} & s_{13} e^{-i\delta} \\ -s_{12} c_{23} - c_{12} s_{23} s_{13} e^{i\delta} & c_{12} c_{23} - s_{12} s_{23} s_{13} e^{i\delta} & s_{23} c_{13} \\ s_{12} s_{23} - c_{12} c_{23} s_{13} e^{i\delta} & -c_{12} s_{23} - s_{12} c_{23} s_{13} e^{i\delta} & c_{23} c_{13} \end{pmatrix} P.$$

Here  $R_{ij}(\theta_{ij})$  is a rotation with angle  $\theta_{ij}$  around the  $ij$ -axis,  $U_\delta = \text{diag}(e^{i\delta/2}, 1, e^{-i\delta/2})$ ,  $c_{ij} = \cos \theta_{ij}$ ,  $s_{ij} = \sin \theta_{ij}$  and  $P = \text{diag}(1, e^{i\alpha}, e^{i(\beta+\delta)})$  contains the Majorana phases. CP violation in neutrino oscillation experiments can be described through a rephasing (Jarlskog) invariant quantity given by [2]

$$J_{\text{CP}} = \text{Im} \{ U_{e1} U_{\mu 2} U_{e2}^* U_{\mu 1}^* \} = \frac{\text{Im} \{ h_{12} h_{23} h_{31} \}}{\Delta m_{21}^2 \Delta m_{31}^2 \Delta m_{32}^2}, \quad (3)$$

where  $h = m_\nu m_\nu^\dagger$ . With the parameterization of eq. (2) one has  $J_{\text{CP}} = \frac{1}{8} \sin 2\theta_{12} \sin 2\theta_{23} \sin 2\theta_{13} \cos \theta_{13} \sin \delta$ . All in all, nine physical parameters are present in  $m_\nu$ . Neutrino physics deals with explaining and determining them.

To very good precision the angles  $\theta_{12}$ ,  $\theta_{23}$  and  $\theta_{13}$  correspond to the mixing angles in solar (and long-baseline reactor), atmospheric (and long-baseline accelerator) and short-baseline reactor neutrino experiments, respectively. The analyses of neutrino experiments revealed the following best-fit values and  $3\sigma$  ranges of the oscillation parameters [3]:

$$\begin{aligned} \Delta m_\odot^2 &\equiv m_2^2 - m_1^2 = (7.67_{-0.61}^{+0.67}) \cdot 10^{-5} \text{ eV}^2, \\ \sin^2 \theta_{12} &= 0.32_{-0.06}^{+0.08}, \\ \Delta m_\text{A}^2 &\equiv |m_3^2 - m_1^2| = \begin{cases} (2.46_{-0.42}^{+0.47}) \cdot 10^{-3} \text{ eV}^2 & \text{for } m_3^2 > m_1^2 \\ (2.37_{-0.46}^{+0.43}) \cdot 10^{-3} \text{ eV}^2 & \text{for } m_3^2 < m_1^2 \end{cases}, \\ \sin^2 \theta_{23} &= 0.45_{-0.13}^{+0.20}, \\ |U_{e3}|^2 &= 0_{-0.000}^{+0.050}. \end{aligned} \quad (4)$$

Depending on the sign of  $m_3^2 - m_1^2$ , the neutrino masses are normally or inversely ordered:

$$\begin{aligned} \text{normal: with } m_2 &= \sqrt{m_1^2 + \Delta m_\odot^2}; \quad m_3 = \sqrt{m_1^2 + \Delta m_\text{A}^2}, \\ \text{inverted: with } m_2 &= \sqrt{m_3^2 + \Delta m_\odot^2 + \Delta m_\text{A}^2}; \quad m_1 = \sqrt{m_3^2 + \Delta m_\text{A}^2}. \end{aligned}$$

The overall scale of neutrino masses is not known, except for the upper limit of order 1 eV coming from direct mass search experiments and cosmology. The hierarchy of the light neutrinos, at least between the two heaviest ones, is moderate:

$$\text{normal: } \frac{m_2}{m_3} \geq \sqrt{\frac{\Delta m_\odot^2}{\Delta m_\text{A}^2}} \simeq 0.17; \quad \text{inverted: } \frac{m_1}{m_2} \gtrsim 1 - \frac{1}{2} \frac{\Delta m_\odot^2}{\Delta m_\text{A}^2} \simeq 0.98. \quad (5)$$

These numbers should be compared, e.g., with  $m_e/m_\mu \simeq 1/200$ .

The current data for the mixing angles can accurately be described by tri-bimaximal mixing [4]:

$$U \simeq U_{\text{TBM}} = R_{23}(-\pi/4) R_{12}(\sin^{-1} 1/\sqrt{3}) P = \begin{pmatrix} \sqrt{\frac{2}{3}} & \sqrt{\frac{1}{3}} & 0 \\ -\sqrt{\frac{1}{6}} & \sqrt{\frac{1}{3}} & -\sqrt{\frac{1}{2}} \\ -\sqrt{\frac{1}{6}} & \sqrt{\frac{1}{3}} & \sqrt{\frac{1}{2}} \end{pmatrix} P. \quad (6)$$

Any parameterization of the PMNS matrix must build upon tri-bimaximal mixing. A recent proposal to phenomenologically take into account (expected) deviations from tri-bimaximal mixing is the triminimal parameterization [5]

$$\begin{aligned} U_{\text{Tmin}} &= R_{23}(-\pi/4) U_\epsilon(\epsilon_{23}; \epsilon_{13}, \delta; \epsilon_{12}) R_{12}(\sin^{-1} 1/\sqrt{3}) P \\ &= R_{23}(-\pi/4) R_{23}(\epsilon_{23}) U_\delta^\dagger R_{13}(\epsilon_{13}) U_\delta R_{12}(\epsilon_{12}) R_{12}(\sin^{-1} 1/\sqrt{3}) P. \end{aligned} \quad (7)$$

In contrast to other parameterizations of the PMNS matrix the triminimal one has the virtue that each  $\epsilon_{ij}$  is directly interpretable as the deviation of, and only of, the associated  $\theta_{23}$ ,  $\theta_{13}$ , or  $\theta_{12}$  from its tri-bimaximal value. If it turns out that one of the deviations from tri-bimaximal mixing is sizable, this parametrization can treat that case more accurately. One easily finds that

$$\begin{aligned} \sin^2 \theta_{12} &= \frac{1}{3} \left( \cos \epsilon_{12} + \sqrt{2} \sin \epsilon_{12} \right)^2 \simeq \frac{1}{3} + \frac{2\sqrt{2}}{3} \epsilon_{12} + \frac{1}{3} \epsilon_{12}^2, \\ \sin^2 \theta_{23} &= \frac{1}{2} - \sin \epsilon_{23} \cos \epsilon_{23} \simeq \frac{1}{2} - \epsilon_{23}, \\ U_{e3} &= \sin \epsilon_{13} e^{-i\delta} e^{i(\beta+\delta)}. \end{aligned} \quad (8)$$

One sees in the above expressions that the triminimal parametrization maintains the simple parametrization of  $U_{e3}$ . Being a 3-flavor quantity,  $J_{\text{CP}}$  depends on all three  $\epsilon_{jk}$ . Its expansion reads

$$\begin{aligned} J_{\text{CP}} &= -\frac{\sin \delta}{24} \cos 2\epsilon_{23} \sin 2\epsilon_{13} \cos \epsilon_{13} \left( 2\sqrt{2} \cos 2\epsilon_{12} + \sin 2\epsilon_{12} \right) \\ &\simeq \frac{-1}{3\sqrt{2}} \left( 1 + \frac{\epsilon_{12}}{\sqrt{2}} \right) \epsilon_{13} \sin \delta. \end{aligned} \quad (9)$$

Tri-bimaximal mixing is a special case of  $\mu$ - $\tau$  symmetry, which implies  $\theta_{23} = -\pi/4$  and  $\theta_{13} = 0$ . The mass matrices for  $\mu$ - $\tau$  symmetry and for tri-bimaximal mixing are

$$\begin{aligned} (m_\nu)^{\mu-\tau} &= \begin{pmatrix} A & B & B \\ \cdot & D & E \\ \cdot & \cdot & D \end{pmatrix}, \\ (m_\nu)^{\text{TBM}} &= \begin{pmatrix} \tilde{A} & \tilde{B} & \tilde{B} \\ \cdot & \frac{1}{2}(\tilde{A} + \tilde{B} + \tilde{D}) & \frac{1}{2}(\tilde{A} + \tilde{B} - \tilde{D}) \\ \cdot & \cdot & \frac{1}{2}(\tilde{A} + \tilde{B} + \tilde{D}) \end{pmatrix}, \end{aligned} \quad (10)$$

where the  $\tilde{A}$ ,  $\tilde{B}$ ,  $\tilde{D}$ ,  $E$  are functions of the neutrino masses, Majorana phases, and in case of  $\mu$ - $\tau$  symmetry,  $\theta_{12}$ . Writing the tri-bimaximal neutrino mass matrix in terms of matrices multiplied with the individual neutrino masses gives:

$$(m_\nu)^{\text{TBM}} = \frac{m_1}{6} \begin{pmatrix} 4 & -2 & -2 \\ \cdot & 1 & 1 \\ \cdot & \cdot & 1 \end{pmatrix} + \frac{m_2 e^{2i\alpha}}{3} \begin{pmatrix} 1 & 1 & 1 \\ \cdot & 1 & 1 \\ \cdot & \cdot & 1 \end{pmatrix} + \frac{m_3 e^{2i\beta}}{2} \begin{pmatrix} 0 & 0 & 0 \\ \cdot & 1 & -1 \\ \cdot & \cdot & 1 \end{pmatrix}. \quad (11)$$

**Table 1.** Candidate mass matrices with an eigenvector  $(0, -1/\sqrt{2}, 1/\sqrt{2})^T$ , the corresponding eigenvalue with the resulting mass ordering and the  $U(1)$  leading to it. NH is the normal hierarchy ( $m_3^2 \simeq \Delta m_A^2 \gg m_2^2 \simeq \Delta m_\odot^2 \gg m_1^2$ ), IH the inverted hierarchy ( $m_2^2 \simeq m_1^2 \simeq \Delta m_A^2 \gg m_3^2$ ) and QD denote quasi-degenerate neutrinos ( $m_3^2 \simeq m_2^2 \simeq m_1^2 \gg \Delta m_A^2, \Delta m_\odot^2$ ).

$m_\nu$	eigenvalue	$U(1)$
$\sqrt{\frac{\Delta m_A^2}{4}} \begin{pmatrix} 0 & 0 & 0 \\ \cdot & 1 & -1 \\ \cdot & \cdot & 1 \end{pmatrix}$	$\sqrt{\Delta m_A^2} \Rightarrow \text{NH}$	$L_e$
$\sqrt{\frac{\Delta m_A^2}{2}} \begin{pmatrix} 0 & 1 & 1 \\ \cdot & 0 & 0 \\ \cdot & \cdot & 0 \end{pmatrix}$	$0 \Rightarrow \text{IH}$	$L_e - L_\mu - L_\tau$
$m_0 \begin{pmatrix} 1 & 0 & 0 \\ \cdot & 0 & 1 \\ \cdot & \cdot & 0 \end{pmatrix}$	$-m_0 \Rightarrow \text{QD}$	$L_\mu - L_\tau$

Interestingly, the state with mass  $m_2$  is democratic, i.e., couples with equal strength to all flavors.

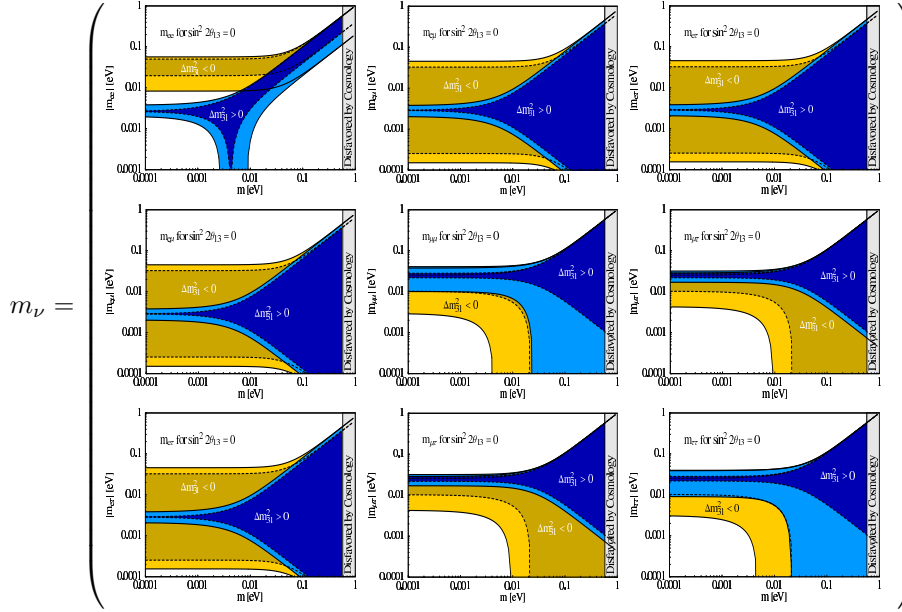
The (approximate)  $\mu$ - $\tau$  symmetry indicates that the neutrino mass matrix has an eigenvector of the form  $(0, -1/\sqrt{2}, 1/\sqrt{2})^T$ . This property is fulfilled by three simple and frequently used candidate mass matrices, summarized in table 1. The candidates can be interpreted as a consequence of a conserved  $U(1)$  lepton charge. The conservation is only approximate, moderate breaking is necessary to obtain full agreement with data. We note here that the  $U(1)$  symmetry allows strictly speaking only for order one terms in the non-zero entries, which are in general not equal to each other. Only  $L_\mu - L_\tau$  is automatically  $\mu$ - $\tau$  symmetric [6].

Another proposal for the mass matrix is introduced by the requirement of “scaling”. This denotes the property that the ratios of mass matrix elements  $(m_\nu)_{\alpha\mu}$  and  $(m_\nu)_{\alpha\tau}$  are independent of  $\alpha$ :

$$m_\nu = \begin{pmatrix} A & B & B/c \\ \cdot & D & D/c \\ \cdot & \cdot & D/c^2 \end{pmatrix}. \quad (12)$$

One easily finds that an inverted hierarchy is predicted and that  $m_3 = 0$  (the rank of this matrix is two). Furthermore,  $\theta_{13}$  is zero and the scaling factor  $c$  governs atmospheric neutrino mixing:  $\tan^2 \theta_{23} = 1/c^2$  [7,8].

Leaving concrete models and Ansätze aside, we can use our current knowledge of the neutrino parameters to reconstruct  $m_\nu$ . Varying the neutrino mixing parameters and the Majorana phases in their allowed ranges, one can plot the individual mass matrix entries  $|(m_\nu)_{\alpha\beta}|$  for both mass orderings as a function of the smallest neutrino mass [9]:



The yellow (blue) bands are for the inverted (normal) mass ordering, and the darker areas are for the best-fit values of the oscillation parameters with only the Majorana phases varied. The lighter areas are for the current  $3\sigma$  ranges of the oscillation parameters. The absolute value of the  $ee$  element of the mass matrix is of course the effective mass on which the rate of neutrinoless double beta decay depends quadratically. It is a function of seven of the nine physical parameters of  $m_\nu$ :

$$|(m_\nu)_{ee}| \equiv \langle m \rangle = |c_{12}^2 c_{13}^2 m_1 + s_{12}^2 c_{13}^2 m_2 e^{2i\alpha} + s_{13}^2 m_3 e^{2i\beta}|. \quad (13)$$

Summarizing our knowledge about  $m_\nu$ , it is to a good precision given by eq. (10) or (11), and can be interpreted as a result of a conserved lepton  $U(1)$  charge. Other possible properties of  $m_\nu$ , which are perfectly compatible with current neutrino data, are: there can be zero entries in  $m_\nu$ , the maximal number is two [10], but one zero entry is also allowed [9]. In the (unlikely) case of neutrinos being Dirac particles,  $m_\nu$  can have five zero entries [11]. The possibility of two equal elements and one zero entry has also been discussed [12]. Finally, the determinant [13] and the trace [14] of  $m_\nu$  can vanish. We refer to the given references for details of the resulting phenomenology.

Obviously there are many models and Ansätze for the neutrino mass matrix, simply due to the fact that many of the low energy parameters are currently unknown. Future precision data will sort out many possibilities [15] and shed more light on the flavor structure in the lepton sector.

## 2. The See-Saw Mechanism and its Reconstruction: the See-Saw Degeneracy

A most important question in this framework is about the origin of the neutrino mass matrix. One possibility to accommodate  $m_\nu$  is to introduce SM singlets which can couple

to the left-handed  $\nu_L$  and the (up-type) Higgs doublet. Usually these singlets are right-handed neutrinos  $N_{Ri}$ , and the corresponding Lagrangian is

$$\begin{aligned} \mathcal{L} &= \frac{1}{2} \overline{N_{Ri}^c} (M_R)_{ij} N_{Rj} + \overline{L_\alpha} (Y_D)_{i\alpha} N_{Ri} \Phi \\ &= \frac{1}{2} \overline{N_R^c} M_R N_R + \overline{\nu_L} m_D N_R . \end{aligned} \quad (14)$$

Here  $m_D$  is the Dirac mass matrix expected to be related to the known SM masses, and  $M_R$  is a (symmetric) Majorana mass matrix. Integrating out the heavy  $N_{Ri}$  ( $M_R$  is not constrained by the electroweak scale because the  $N_{Ri}$  are SM singlets) gives the see-saw formula [16]

$$m_\nu = -m_D M_R^{-1} m_D^T . \quad (15)$$

It is also known as the ‘‘conventional’’, or type I, see-saw formula (for other reviews on it, see [17]). Taking the neutrino mass scale as  $\sqrt{\Delta m_\Delta^2}$  and the scale of  $m_D$  as  $v = 174$  GeV gives  $M_R \simeq 10^{15}$  GeV. We will assume in what follows that the see-saw particles are very heavy. Being a SM singlet, the first guess for  $M_R$  would be the Planck mass, which however gives too small neutrino masses, though small effects from Planck scale effects may be present [18].  $M_R$  is typically also smaller than the GUT scale of  $2 \cdot 10^{16}$  GeV, presumably  $10^{15}$  GeV is related to the scale of  $B - L$  breaking.

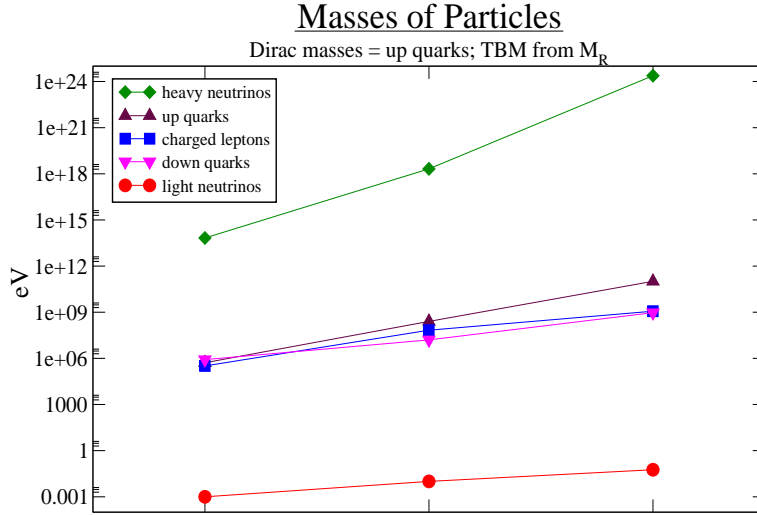
The main ingredient of the see-saw mechanism is the vertex  $\overline{L_\alpha} (Y_D)_{i\alpha} N_{Ri} \Phi$ . Testing this vertex is obviously crucial for testing and reconstructing see-saw. In this respect, note that the number of physical parameters in  $m_D$  and  $M_R$  is 18, six of which are phases. Comparing this with the number of parameters in  $m_\nu$  we see that half of the see-saw parameters get lost when the heavy degrees of freedom are integrated out. To put it another way, we hardly know  $m_\nu$  and we know neither  $m_D$  nor  $M_R$ . Reconstructing the see-saw mechanism is therefore a formidable task [19–21], even more so when one notes that the see-saw scale of  $M_R \simeq 10^{15}$  GeV is 11 orders of magnitude above the LHC center-of-mass energy. Leaving aside for now observables which indirectly depend on the see-saw parameters (see below), we have two possibilities to facilitate the reconstruction: (i) making assumptions about  $m_D$  and/or  $M_R$ , and (ii) parameterize our ignorance:

(i) *making assumptions*

The most simple semi-realistic example is to assume that  $m_D$  is the up-quark mass matrix. This can happen in  $SO(10)$  models with a **10** Higgs representation. We can in this case use the see-saw formula to find  $M_R = -m_{\text{up}} m_\nu^{-1} m_{\text{up}}$  and diagonalize  $M_R$  to obtain the heavy masses. Assuming that  $m_D$  is diagonal, and inserting tri-bimaximal mixing and no CP phases gives [22,23]:

$$M_1 \simeq 3 \frac{2 m_u^2}{m_2} , \quad M_2 \simeq \frac{2 m_c^2}{m_3} , \quad M_3 \simeq \frac{1}{3} \frac{m_t^2}{2 m_1} . \quad (16)$$

The naive see-saw expectation  $m_3 \propto m_t^2$ ,  $m_2 \propto m_c^2$  and  $m_1 \propto m_u^2$  is completely changed due to the large neutrino mixing. Note that  $M_1 \propto m_u^2$ ,  $M_2 \propto m_c^2$  and  $M_3 \propto m_t^2$ , i.e., the hierarchy of the heavy neutrinos is the hierarchy of the up-quarks *squared*. This is necessary, in particular, to ‘‘correct’’ the strong up-quark hierarchy into the very mild light neutrino hierarchy, see eq. (5). Fig. 1 displays the masses of the three fermion families in this simple example. Note how the SM fermions are ‘‘sandwiched’’ between the light and heavy neutrinos.



**Figure 1.** Masses of the SM particles plus light and heavy neutrinos if the Dirac mass matrix is  $\text{diag}(m_u, m_c, m_t)$  and  $m_1 = 10^{-3}$  eV with tri-bimaximal mixing. We upscaled the quark masses using the value  $\tan \beta = 10$ .

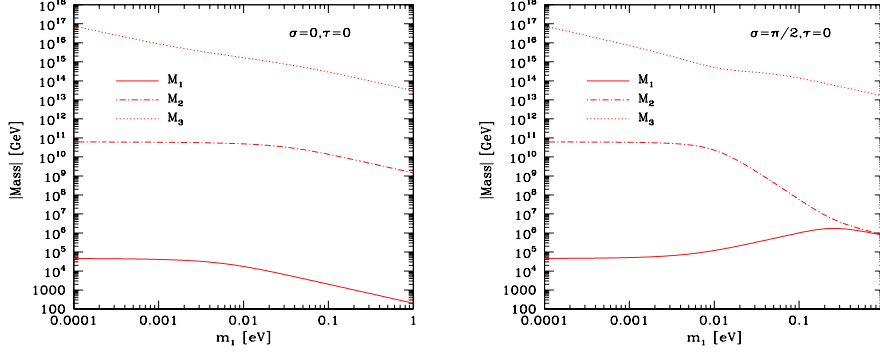
**Table 2.** Higgs content, predicted mass  $M_1$  of the lightest right-handed neutrino and baryon asymmetry  $\eta_B$  in various  $SO(10)$  models. The prediction for  $|U_{e3}|$  is also given. Taken from [25] and slightly modified.

	BPW [27]	GMN [28]	JLM [29]	DMM [30]	AB [31]
Higgs	10, 16, 16, 45	10, 210, 126	10, 16, 16, 45	10, 210, 126, 120	10, 16, 16, 45
$M_1$ [GeV]	$10^{10}$	$10^{13}$	$3.77 \cdot 10^{10}$	$10^{13}$	$5.4 \cdot 10^8$
$\eta_B$	$12 \cdot 10^{-10} \sin 2\phi$	$5 \cdot 10^{-10}$	$6.2 \cdot 10^{-10}$	$10^{-9} \sin 2\phi$	$2.6 \cdot 10^{-10}$
$ U_{e3} $	$\leq 0.16$	0.18	$0.12 \div 0.15$	$0.06 \div 0.11$	0.05

The simple picture presented changes already in the presence of CP phases [23]. Fig. 2 (taken from ref. [24]) shows the masses of the heavy neutrinos (for bimaximal neutrino mixing) for no phases and for one of the possible phases equal to  $\pi/2$ . The latter case can lead to degenerate heavy neutrinos. Even more modification occurs in realistic  $SO(10)$  models. In table 2, taken from ref. [25], predictions for the smallest neutrino mass of different  $SO(10)$  models, which differ in their Higgs content and in their flavor structure, are given (see also table 3, which is taken from ref. [26]). The value of  $M_1$  in the simple example leading to eq. (16) was about  $10^5$  GeV, obviously very different from the values in the table, which also differ a lot for the various models. The reason for this large spread in seemingly similar models is connected to

(ii) *parameterizing our ignorance: the see-saw degeneracy*

The impossibility to make unambiguous statements about the see-saw parameters becomes very obvious when we parameterize our ignorance. This can be done with the so-called Casas-Ibarra parametrization [32]:



**Figure 2.** Heavy neutrino masses and non-trivial CP phases. Taken from [24].

$$m_D = iU \sqrt{m_\nu^{\text{diag}}} R \sqrt{M_R}. \quad (17)$$

Here  $R$  is a complex and orthogonal matrix which contains the unknown see-saw parameters. Usually the parameterization in eq. (17) is considered in the basis in which  $M_R$  is real and diagonal. In the already pretty ideal situation in which we knew  $m_\nu$  and  $M_R$ , there would be still an infinite number of allowed Dirac mass matrices. We will refer to this unpleasant feature as “see-saw degeneracy”. We can parameterize the parametrization of our ignorance by writing  $R$  as

$$R = R_{12} R_{13} R_{23}, \quad (18)$$

where  $R_{ij}$  is a rotation around the  $ij$ -axis with complex angle  $\omega_{ij} = \rho_{ij} + i\sigma_{ij}$ ,  $\rho_{ij}$  and  $\sigma_{ij}$  being real. Actually, this parametrization does not include “reflections” [32], i.e., it should be multiplied with  $\tilde{R} \equiv \text{diag}(\pm 1, \pm 1, \pm 1)$  from the left, where  $\tilde{R}$  contains an odd number of minus signs. However, in many cases the implied additional forms of  $R$  do not lead to different textures in  $m_D$  and the parametrization in eq. (18) is general enough.

### 3. See-saw at work: Lepton Flavor Violation and Leptogenesis

We conclude from the above that reconstructing see-saw requires more than low energy neutrino physics. One observable which can in principle be used is the baryon asymmetry of the Universe. Lepton Flavor Violation (LFV) in supersymmetric scenarios can also depend on the see-saw parameters. Here we will focus on the rare decays  $\ell_i \rightarrow \ell_j \gamma$ , with  $\ell_{3,2,1} = \tau, \mu, e$ .



### 3.1 Lepton Flavor Violation

LFV in supersymmetric see-saw scenarios allows decays like  $\ell_i \rightarrow \ell_j \gamma$ , triggered by off-diagonal entries in the slepton mass matrix  $\tilde{m}_L^2$ . The branching ratios for radiative decays of the charged leptons  $\ell_i = e, \mu, \tau$  are [33]

$$\text{BR}(\ell_i \rightarrow \ell_j \gamma) = \text{BR}(\ell_i \rightarrow \ell_j \nu \bar{\nu}) \frac{\alpha^3}{G_F^2 m_S^8} \left| (\tilde{m}_L^2)_{ij} \right|^2 \tan^2 \beta, \quad (19)$$

where  $m_S$  is a typical mass scale of SUSY particles. Note the normalization factors  $\text{BR}(\ell_i \rightarrow \ell_j \nu \bar{\nu})$  in the definition of the branching ratios in eq. (19). The numbers are  $\text{BR}(\mu \rightarrow e \nu \bar{\nu}) = 0.178$  and  $\text{BR}(\tau \rightarrow \mu \nu \bar{\nu}) = 0.174$  [34], respectively. Current limits on the branching ratios for  $\ell_i \rightarrow \ell_j \gamma$  are  $\text{BR}(\mu \rightarrow e \gamma) \leq 1.2 \cdot 10^{-11}$  [35],  $\text{BR}(\tau \rightarrow e \gamma) \leq 1.1 \cdot 10^{-7}$  [36] and  $\text{BR}(\tau \rightarrow \mu \gamma) \leq 6.8 \cdot 10^{-8}$  [37]. One expects to improve these bounds by two to three orders of magnitude for  $\text{BR}(\mu \rightarrow e \gamma)$  [38] and by one to two orders of magnitude for the other branching ratios [39].

To satisfy the requirement that the LFV branching ratios  $\text{BR}(\ell_i \rightarrow \ell_j \gamma)$  be below their experimental upper bounds, one typically assumes that  $\tilde{m}_L^2$  and all other slepton mass and trilinear coupling matrices are diagonal at the scale  $M_X$ . Such a situation occurs for instance in the CMSSM. Off-diagonal terms get induced at low energy scales radiatively, which explains their smallness. In this case a very good approximation for the typical SUSY mass appearing in eq. (19) is [40]  $m_S^8 = 0.5 m_0^2 m_{1/2}^2 (m_0^2 + 0.6 m_{1/2}^2)^2$ , where  $m_0$  is the universal scalar mass and  $m_{1/2}$  is the universal gaugino mass at  $M_X$ . The well-known result for the slepton mass matrix entries is [33]

$$(\tilde{m}_L^2)_{ij} = -\frac{(3m_0^2 + A_0^2)}{8 \pi^2 v_u^2} \left( m_D L m_D^\dagger \right)_{ij}, \quad \text{where } L_{ij} = \delta_{ij} \ln \frac{M_X}{M_i}. \quad (20)$$

Here  $v_u = v \sin \beta$  and  $A_0$  is the universal trilinear coupling. The logarithmic factor in eq. (20) takes into account the effect of running from the high scale  $M_X$  to the scale of the respective heavy neutrino masses. We mentioned above the vertex between Higgs, leptons and the heavy neutrinos, which is the main aspect of see-saw. Its presence can be interpreted here in the form of a diagram with a slepton  $j$  going into heavy (s)neutrino and Higgs(ino), which recombine into a slepton  $i$ .

Inserting the Casas-Ibarra parameterization from eq. (17) in  $m_D m_D^\dagger$  reveals that, in general, in addition to the high energy parameters, LFV depends on all the parameters in the light neutrino mass matrix, including the Majorana phases, all three light neutrino masses and the mass ordering.

We stress here that due to the factorization of  $(\tilde{m}_L^2)_{ij}$  in a flavor and a SUSY term the ratios of the branching ratios are independent on the SUSY parameters. Hence they contain information on the flavor structure. For instance,

$$\frac{\text{BR}(\mu \rightarrow e \gamma)}{\text{BR}(\tau \rightarrow e \nu \bar{\nu})} \simeq \frac{1}{\text{BR}(\tau \rightarrow e \nu \bar{\nu})} \left| \frac{(m_D L m_D^\dagger)_{12}}{(m_D L m_D^\dagger)_{13}} \right|^2. \quad (21)$$

We will mostly consider these ratios of ratios from now on. Note that LFV (and later on leptogenesis) should be evaluated in the basis in which the heavy neutrino and the charged

leptons are real and diagonal. If there are not diagonal, then  $m_D$  should be replaced with  $U_\ell^\dagger m_D V_R^*$ , where  $m_\ell m_\ell^\dagger = U_\ell (m_\ell^{\text{diag}})^2 U_\ell^\dagger$  and  $V_R^\dagger M_R V_R^*$ .

One simple example is the following: suppose both  $m_D$  and  $M_R$  obey a 2-3 exchange symmetry [41]:

$$m_D = \begin{pmatrix} a & b & b \\ d & e & f \\ d & f & e \end{pmatrix} \text{ and } M_R = \begin{pmatrix} X & Y & Y \\ \cdot & Z & W \\ \cdot & \cdot & Z \end{pmatrix}. \quad (22)$$

Obviously  $m_\nu$  will be  $\mu$ - $\tau$  symmetric, i.e., look like eq. (10), in this case. Ignoring logarithmic corrections, one finds that  $(m_D m_D^\dagger)_{21} = (m_D m_D^\dagger)_{31}$  and consequently  $\text{BR}(\mu \rightarrow e\gamma)/\text{BR}(\tau \rightarrow e\gamma) \simeq 1/\text{BR}(\tau \rightarrow e\nu\bar{\nu}) \simeq 5.7$ . Up to the normalization factor the branching ratios are equal, which is so-to-speak a consequence of the fact that  $\mu$ - $\tau$  symmetry makes here no difference between muon and tau flavor.

Another interesting case is connected with scaling and occurs when

$$m_D = \begin{pmatrix} a_1 & a_2 & a_3 \\ b & d & e \\ b/c & d/c & e/c \end{pmatrix}. \quad (23)$$

Interestingly, regardless of the form of  $M_R$  the effective mass matrix obeys scaling with the scaling factor being the parameter  $c$  in  $m_D$ , i.e.,  $m_\nu$  looks like eq. (12). In this case,  $(m_D L m_D^\dagger)_{21}/(m_D L m_D^\dagger)_{31} = c^2$ , which is nothing but  $\cot^2 \theta_{23}$ .

Recall the current limit of  $1.2 \cdot 10^{-11}$  on  $\text{BR}(\mu \rightarrow e\gamma)$ , and an expected improvement of two orders of magnitude on the limit of  $\text{BR}(\tau \rightarrow e\gamma) \leq 1.1 \cdot 10^{-7}$ . Therefore, in both examples it follows that  $\tau \rightarrow e\gamma$  will not be observed in a foreseeable future. The decay  $\tau \rightarrow \mu\gamma$  is not constrained.

Leaving this model-independent approach aside now, let us perform a GUT inspired estimate of the ratio of the branching ratios: suppose  $m_D$  coincides with the mass matrix of up-type quarks  $m_{\text{up}}$ . In addition, we will follow [23] and assume that the mismatch between the left-handed rotations diagonalizing the Dirac-type neutrino mass matrix  $m_D$  and the mass matrix of charged leptons  $m_\ell$  is the same as the mismatch of the left-handed rotations diagonalizing the up-type and down-type quark matrices, i.e., is given by  $V_{\text{CKM}}$ . This includes the special case in which  $m_D = m_{\text{up}}$  is diagonal and  $m_\ell$  is diagonalized by the CKM matrix. This in turn occurs in a scenario leading to quark-lepton complementarity [42,24], sometimes called QLC 1. In either realization of this possibility, heavy neutrino masses very similar to the ones in eq. (16) will result. The overall result is that  $m_D m_D^\dagger \simeq V_{\text{CKM}}^\dagger \text{diag}(m_u^2, m_c^2, m_t^2) V_{\text{CKM}}$ . We will adopt the Wolfenstein parameterization of the CKM matrix [43]:

$$V_{\text{CKM}} = \begin{pmatrix} 1 - \lambda^2/2 & \lambda & A \lambda^3 (\rho - i\eta) \\ -\lambda & 1 - \lambda^2/2 & A \lambda^2 \\ A \lambda^3 (1 - \rho + i\eta) & -A \lambda^2 & 1 \end{pmatrix}. \quad (24)$$

Here  $A \simeq 0.82$ ,  $\lambda \simeq 0.23$ ,  $\rho \simeq 0.23$  and  $\eta \simeq 0.35$  [34]. Taking into account that the up-type quark masses satisfy  $m_u : m_c : m_t \simeq \lambda^8 : \lambda^4 : 1$ , we find

**Table 3.** Higgs content, predicted mass  $M_1$  of the lightest right-handed neutrino,  $\text{BR}(\mu \rightarrow e\gamma)$  divided by  $\tan^2 \beta$  for  $m_0 = 100$  GeV,  $m_{1/2} = 600$  GeV,  $A_0 = 0$ , and the ratio of  $\text{BR}(\mu \rightarrow e\gamma) : \text{BR}(\tau \rightarrow e\gamma) : \text{BR}(\tau \rightarrow \mu\gamma)$  in various SUSY  $SO(10)$  models. The prediction for  $|U_{e3}|$  is also given. Taken from [26] and slightly modified.

	AB [31]	CM [44]	CY [45]	DR [46]	GK [47]	naive
Higgs	<b>10, 16, 16, 45</b>	<b>10, 126</b>	<b>10, 126</b>	<b>10, 45</b>	<b>10, 120, 126</b>	“10”
$M_1$ [GeV]	$4.5 \cdot 10^8$	$1.1 \cdot 10^7$	$2.4 \cdot 10^{12}$	$1.1 \cdot 10^{10}$	$6.7 \cdot 10^{12}$	$2.0 \cdot 10^5$
$ U_{e3} $	0.05	0.11	0.05	0.05	0.02	–
$\frac{\text{BR}(\mu \rightarrow e\gamma)}{\tan^2 \beta}$	$5 \cdot 10^{-14}$	$8 \cdot 10^{-19}$	$2 \cdot 10^{-19}$	$1 \cdot 10^{-16}$	$2 \cdot 10^{-13}$	$5 \cdot 10^{-19}$
ratio	$\lambda^2 : \lambda^3 : 1$	$\lambda^4 : \lambda^3 : 1$	$\lambda^4 : \lambda^3 : 1$	$\lambda^5 : \lambda^3 : 1$	$\lambda : \lambda : 1$	$\lambda^5 : \lambda^2 : 1$

$$\text{BR}(\mu \rightarrow e\gamma) \propto A^4 (\eta^2 + (1 - \rho)^2) \lambda^{10}, \quad (25)$$

$$\text{BR}(\tau \rightarrow e\gamma) \propto \text{BR}(\tau \rightarrow e\nu\bar{\nu}) A^2 (\eta^2 + (1 - \rho)^2) \lambda^6, \quad (26)$$

$$\text{BR}(\tau \rightarrow \mu\gamma) \propto \text{BR}(\tau \rightarrow \mu\nu\bar{\nu}) A^2 \lambda^4. \quad (27)$$

The relative size of the branching ratios can very well be described by

$$\text{BR}(\mu \rightarrow e\gamma) : \text{BR}(\tau \rightarrow e\gamma) : \text{BR}(\tau \rightarrow \mu\gamma) \simeq \lambda^5 : \lambda^2 : 1. \quad (28)$$

Here we have taken into account the normalization factors  $\text{BR}(\tau \rightarrow e\nu\bar{\nu}) \simeq \text{BR}(\tau \rightarrow \mu\nu\bar{\nu}) \sim \lambda$ . The relation in eq. (28) implies that if  $\text{BR}(\mu \rightarrow e\gamma)$  lies close to its current upper limit, then both  $\tau \rightarrow e\gamma$  and  $\tau \rightarrow \mu\gamma$  decays are observable. To give a feeling of the numerical values, we can use the parameters  $m_0 = 100$  GeV,  $m_{1/2} = 600$  GeV and  $A_0 = 0$ , for which  $\text{BR}(\mu \rightarrow e\gamma) \simeq 5 \cdot 10^{-19} \tan^2 \beta$ .

Again, we can consider the situation in realistic SUSY  $SO(10)$  models. Recently a comparison of the predictions for LFV was performed in ref. [26]. Table 3 summarizes the findings, where we have for convenience rewritten the numerical values from [26] in terms of powers of  $\lambda$ . Note that only in one model  $\mu \rightarrow e\gamma$  is not the rarest decay, and that the ratio of  $\tau \rightarrow e\gamma$  and  $\tau \rightarrow \mu\gamma$  is usually not too far away from our naive estimate in eq. (28). In general the branching ratio for  $\tau \rightarrow \mu\gamma$  is the largest. The prediction for  $\mu \rightarrow e\gamma$  in the models CM (roughly  $8 \cdot 10^{-19} \tan^2 \beta$  for  $m_0 = 100$  GeV,  $m_{1/2} = 600$  GeV and  $A_0 = 0$ ) and CY (roughly  $2 \cdot 10^{-19} \tan^2 \beta$ ) is very close to our naive estimate. The other models predict a sizably larger branching ratio,  $\text{BR}(\mu \rightarrow e\gamma)$  for DR is more than two orders of magnitude larger, whereas model AB (GK) predict a branching ratio larger by five (six) orders of magnitude.

### 3.2 Leptogenesis

See-saw is connected to heavy particles, and heavy masses correspond in cosmology to early times. The see-saw vertex of leptons, Higgs and heavy neutrinos shows up here in the form of a decay of the heavy neutrinos [48]. The decay asymmetry is then (for a recent review, see [49])

$$\begin{aligned}
\varepsilon_i^\alpha &= \frac{\Gamma(N_i \rightarrow \Phi \bar{l}_\alpha) - \Gamma(N_i \rightarrow \Phi^\dagger l_\alpha)}{\Gamma(N_i \rightarrow \Phi \bar{l}) + \Gamma(N_i \rightarrow \Phi^\dagger l)} \\
&= \frac{1}{8\pi v_u^2} \frac{1}{(m_D^\dagger m_D)_{ii}} \sum_{j \neq i} \text{Im} \left[ (m_D^\dagger)_{i\alpha} (m_D)_{\alpha j} (m_D^\dagger m_D)_{ij} \right] f(M_j^2/M_i^2) \\
&\quad + \frac{1}{8\pi v_u^2} \frac{1}{(m_D^\dagger m_D)_{ii}} \sum_{j \neq i} \text{Im} \left[ (m_D^\dagger)_{i\alpha} (m_D)_{\alpha j} (m_D m_D^\dagger)_{ij} \right] \frac{1}{1 - M_j^2/M_i^2},
\end{aligned} \tag{29}$$

where

$$f(x) = \sqrt{x} \left( \frac{2}{1-x} - \ln \left( \frac{1+x}{x} \right) \right). \tag{30}$$

We have indicated here that flavor effects [50–55] might play a role, i.e.,  $\varepsilon_i^\alpha$  describes the decay of the heavy neutrino of mass  $M_i$  into leptons of flavor  $\alpha = e, \mu, \tau$ . In the case when the lowest-mass heavy neutrino is much lighter than the other two, i.e.,  $M_1 \ll M_{2,3}$ , the lepton asymmetry is dominated by the decay of this lightest neutrino and  $f(M_j^2/M_i^2) \simeq -3 M_1/M_j$ . In addition the last terms in eq. (29) are suppressed by an additional power of  $M_1/M_j$ . Note that the second term in eq. (31) vanishes when summed over flavors  $\alpha$ :

$$\begin{aligned}
\varepsilon_i &= \sum_\alpha \frac{\Gamma(N_i \rightarrow \Phi \bar{l}_\alpha) - \Gamma(N_i \rightarrow \Phi^\dagger l_\alpha)}{\Gamma(N_i \rightarrow \Phi \bar{l}) + \Gamma(N_i \rightarrow \Phi^\dagger l)} \equiv \frac{\Gamma(N_i \rightarrow \Phi \bar{l}) - \Gamma(N_i \rightarrow \Phi^\dagger l)}{\Gamma(N_i \rightarrow \Phi \bar{l}) + \Gamma(N_i \rightarrow \Phi^\dagger l)} \\
&= \frac{1}{8\pi v_u^2} \frac{1}{(m_D^\dagger m_D)_{ii}} \sum_{j \neq i} \text{Im} \left[ (m_D^\dagger m_D)_{ij}^2 \right] f(M_j^2/M_i^2).
\end{aligned} \tag{31}$$

The expressions we gave for the decay asymmetries are valid in case of the MSSM. Their flavor structure is however identical to the case of just the Standard Model. Also important in leptogenesis are the effective mass parameters responsible for the wash-out. Focussing on the case of the heavy neutrino  $M_1$  being relevant for leptogenesis, every decay asymmetry  $\varepsilon_1^\alpha$  is washed out by

$$\tilde{m}_1^\alpha = \frac{(m_D^\dagger)_{1\alpha} (m_D)_{\alpha 1}}{M_1}, \tag{32}$$

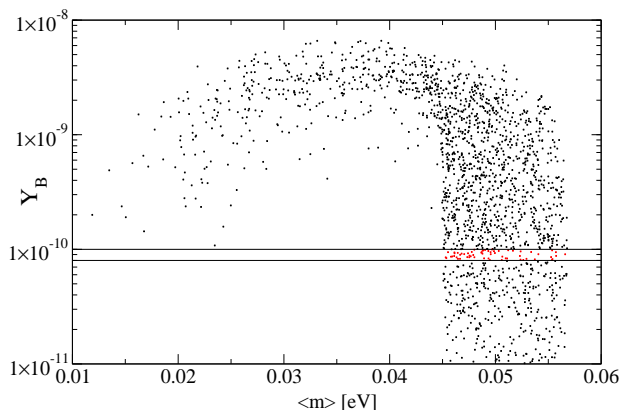
and the wash-out can be estimated by inserting this parameter in the function [50]

$$\eta(x) \simeq \left( \frac{8.25 \cdot 10^{-3} \text{ eV}}{x} + \frac{x}{2 \cdot 10^{-4} \text{ eV}} \right)^{-1}. \tag{33}$$

The final baryon asymmetry is

$$Y_B \simeq \begin{cases} -0.01 \varepsilon_1 \eta(\tilde{m}_1) & \text{one-flavor,} \\ -\frac{12}{37 g^*} ((\varepsilon_1^e + \varepsilon_1^\mu) \left( \frac{417}{589} (\tilde{m}_1^e + \tilde{m}_1^\mu) \right) + \varepsilon_1^\tau \left( \frac{390}{589} (\tilde{m}_1^\tau) \right)) & \text{two-flavor,} \\ -\frac{12}{37 g^*} (\varepsilon_1^e \left( \frac{151}{179} \tilde{m}_1^e \right) + \varepsilon_1^\mu \left( \frac{344}{537} \tilde{m}_1^\mu \right) + \varepsilon_1^\tau \left( \frac{344}{537} (\tilde{m}_1^\tau) \right)) & \text{three-flavor.} \end{cases} \tag{34}$$

Here  $g^* = 228.75$  and we gave the expressions valid in the case of one-, two- and three-flavored leptogenesis. The three-flavor case occurs for  $M_1 (1 + \tan^2 \beta) \leq 10^9 \text{ GeV}$ ,

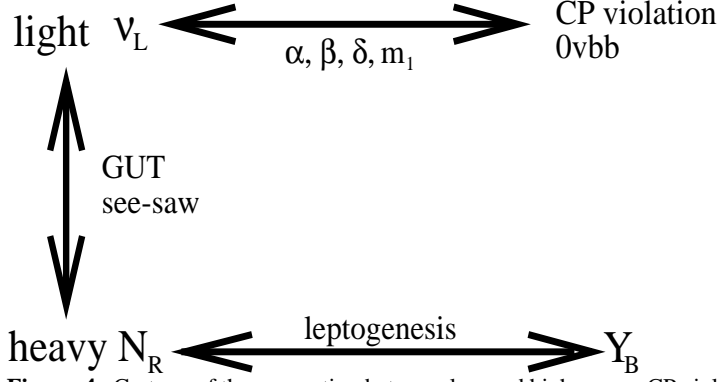


**Figure 3.** Correlation between the effective mass governing neutrinoless double beta decay and the baryon asymmetry. Taken from [8].

the one-flavor case for  $M_1 (1 + \tan^2 \beta) \geq 10^{12}$  GeV, and the two-flavor case applies in between. The quantity  $Y_B$  is defined as the number density of baryons divided by the entropy density:  $Y_B = n_B/s$ , which is related to  $\eta_B = n_B/n_\gamma$  via  $\eta_B = 7.04 Y_B$ . The measured value is  $Y_B = (0.87 \pm 0.03) \cdot 10^{-10}$  [56].

Much activity has recently been spent on the implications of flavor effects [50–55]. Neglecting flavor effects usually changes the predictions for  $Y_B$  by an amount of order 10%, but cases with discrepancies of several orders of magnitude are possible. The main issue of flavor effects, overlooked for many years, is that in the thermal plasma rates of processes like  $q_L t_R \leftrightarrow \ell_\alpha \bar{\alpha}_R$  can be larger than the Hubble parameter. E.g., for  $\alpha = \tau$  this happens in the SM for  $T \leq 10^{12}$  GeV. The process is thus “in equilibrium” and the tau flavor is distinguishable from the other flavors. We have to use now  $\varepsilon_1^\tau$  and  $\varepsilon_1^{\tau+\mu}$  instead of  $\varepsilon_1$ . For the MSSM the Yukawa couplings  $y$  for the process are replaced by  $y \rightarrow y \sqrt{1 + \tan^2 \beta}$  and the temperature for which  $H < \Gamma$  is consequently  $T (1 + \tan^2 \beta)$ .

One interesting possible feature of leptogenesis is the connection of low energy CP violation to the CP violation necessary for leptogenesis. Without flavor effects  $\varepsilon_1$  in eq. (31) is relevant. After inserting the Casas-Ibarra parameterization in  $\varepsilon_1$  it becomes clear that  $U$ , and therefore the low energy CP phases, do not show up in the decay asymmetry [57,21]. Very frequently, however, specific models have a connection between high and low energy CP violation, originating from relations between mass matrix entries, zero textures, etc. There are countless examples for this, a recent one bases on scaling. The model from ref. [8], which bases on the flavor symmetry  $D_4 \times Z_2$ , results in diagonal charged lepton and heavy Majorana mass matrices, and



**Figure 4.** Cartoon of the connection between low and high energy CP violation. There is no direct link between low energy CP violation and the baryon asymmetry, a detour with model input/assumptions is required.

$$m_D = \begin{pmatrix} a e^{i\phi} & b & 0 \\ 0 & d & 0 \\ 0 & e & 0 \end{pmatrix}. \quad (35)$$

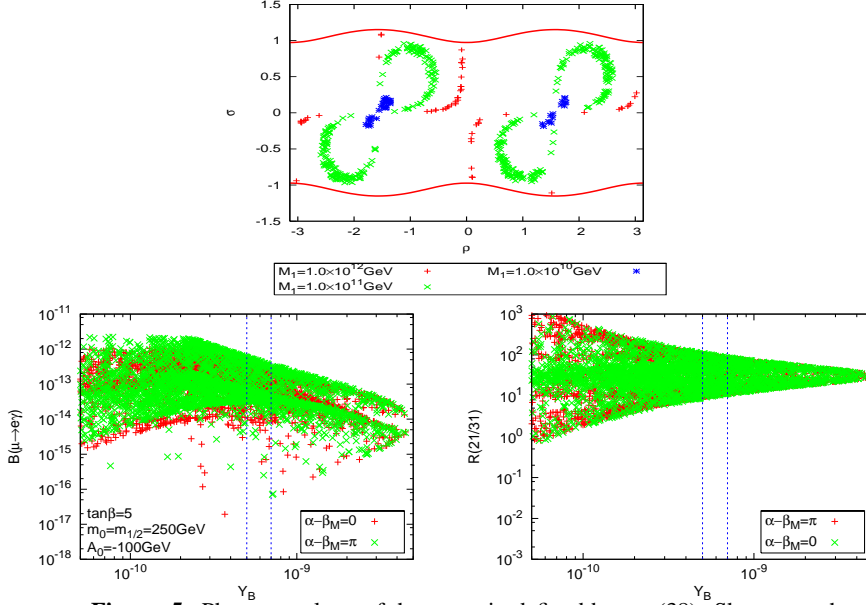
The effective mass matrix obeys scaling, with  $c = d/e$ , and due to the many zero textures there is only one CP phase. Recall that for scaling  $m_3 = \theta_{13} = 0$ , and therefore this phase is the Majorana phase in neutrinoless double beta decay and identical to the leptogenesis phase. Fig. 3 shows the correlation between the effective mass and the baryon asymmetry.

In general, reproducing the observed value of  $Y_B$ , and its sign, is rarely a problem in models, including  $SO(10)$  scenarios (see table 2). The naive GUT-inspired framework leading to the heavy neutrino masses in eq. (16) and the ratio of branching ratios from eq. (28) can also lead to leptogenesis [23,24]. However, recall that  $M_1$  is typically well below  $10^6$  GeV in eq. (16). Therefore, it lies below the minimal mass value required for successful thermal leptogenesis, see below. Hence, tuning via CP phases is necessary in order to make  $M_1$  and  $M_2$  quasi-degenerate (see fig. 2) and to generate the baryon asymmetry via “resonant leptogenesis” [58].

The general situation in what regards the connection of low and high energy CP violation slightly changes in case of flavored leptogenesis [50–54]. This can be understood by inserting the Casas-Ibarra parametrization in the expression for the decay asymmetries  $\varepsilon_1^\alpha$  in eq. (29). Note that they contain individual terms  $(m_D)_{\alpha j}$  and  $(m_D^\dagger)_{1\alpha}$ . Consequently, terms in which  $U$  explicitly shows up are present in  $\varepsilon_1^\alpha$ . Hence, if the low energy phases are non-trivial, they contribute to  $Y_B$ . Their effect can however be partly cancelled by the high energy CP phases in the complex orthogonal matrix  $R$ . In addition, flavored leptogenesis works perfectly well when the low energy phases vanish ( $\alpha = \beta = \delta = 0$ ) [55]. Connecting low and high energy CP violation is therefore similar, but not identical, to the case of unflavored leptogenesis: a certain amount of input/assumptions is necessary, see fig. 4.

**Table 4.** Comparison of the interplay of low and high energy neutrino physics for flavored and unflavored leptogenesis. Given are the upper limit on the smallest light neutrino mass, the lower limit on the smallest heavy neutrino mass, and if there is connection between high and low energy CP violation.

	mass of $m_1$	mass of $M_1$	low energy CP violation
No Flavor	$\lesssim 0.1$ eV	$\gtrsim 10^9$ GeV	no
Flavor	free	$\gtrsim 10^9$ GeV	maybe



**Figure 5.** Phenomenology of the scenario defined by eq. (38). Shown are the values for  $\omega = \rho + i\sigma$  leading to successful (unflavored) leptogenesis, the correlation between  $Y_B$  and the rate of  $\mu \rightarrow e\gamma$  and between  $Y_B$  and  $BR(\mu \rightarrow e\gamma)/BR(\tau \rightarrow e\gamma)$ .

The other interesting question in the framework of leptogenesis regards the required values of light and heavy neutrino masses. Most of the results depend on the wash-out and the Boltzmann-equations, and we refer to, e.g., refs. [59,50,51] for details. An important point is that there is an upper limit on  $|\varepsilon_1|$  which decreases with the light neutrino mass scale [60], a property not shared by  $|\varepsilon_1^\alpha|$ . Hence, there is an upper limit on neutrino masses for unflavored leptogenesis, but not for flavored leptogenesis. The upper limit on  $M_1$  is basically not affected by the presence of flavor effects. Table 4 summarizes the interplay of low and high energy neutrino physics in flavored and unflavored leptogenesis.

### 3.3 Combining LFV and leptogenesis

One can try to combine now everything and try to understand the interplay of neutrino mass and mixing, LFV and leptogenesis [19–21,61–63]. The following example [62] shows that indeed interesting information on the flavor structure at high energy can be obtained and that the see-saw degeneracy can partly be broken: let us assume the SUSY parameters  $m_0 = m_{1/2} = 250$  GeV and  $A_0 = -100$  GeV. They correspond to<sup>1</sup>

$$\text{BR}(\mu \rightarrow e\gamma) \simeq 9.1 \cdot 10^{-9} \left| (m_D L m_D^\dagger)_{12} \right|^2 \frac{1}{v_u^4} \tan^2 \beta. \quad (36)$$

Using the Casas-Ibarra parametrization implies that we can express  $(m_D L m_D^\dagger)_{12}$  in terms of the heavy neutrino masses, the light neutrino parameters and the complex angles contained in  $R$ . The term proportional to  $M_3$  will be the leading one. It can be found by setting  $M_1 = M_2 = m_1 = 0$  and, for simplicity, inserting tri-bimaximal mixing:

$$\begin{aligned} (m_D L m_D^\dagger)_{12} &\simeq -\frac{1}{6} L_3 M_3 \sqrt{m_2} \cos \omega_{13} \cos \omega_{13}^* \\ &\left( \sqrt{6} e^{i(\alpha-\beta)} \sqrt{m_3} \cos \omega_{23} + 2 \sqrt{m_2} \sin \omega_{23} \right) \sin \omega_{23}^*. \end{aligned} \quad (37)$$

We have parameterized  $R$  here as  $R = R_{23} R_{13} R_{12}$ . For a natural value of  $M_3 = 10^{15}$  GeV it turns out that the branching ratio of  $\mu \rightarrow e\gamma$  is too large by at least three orders of magnitude. We can get rid of the potentially dangerous terms proportional to  $M_3$  by setting  $\omega_{13} = \pi/2$ . If we would set  $\omega_{23} = 0$  then terms of order  $|U_{e3}| m_3 L_3 M_3 \cos \omega_{13} \cos \omega_{13}^*$  can lead to dangerously large  $\text{BR}(\mu \rightarrow e\gamma)$ . For the value of  $\omega_{13} = \pi/2$  the matrix  $R$  simplifies to

$$R = \begin{pmatrix} 0 & 0 & 1 \\ -\sin \omega & \cos \omega & 0 \\ -\cos \omega & -\sin \omega & 0 \end{pmatrix} \text{ with } \omega = \omega_{12} + \omega_{23}. \quad (38)$$

There is only one free complex parameter, which can be written as  $\omega = \rho + i\sigma$  with real  $\rho$  and  $\sigma$ . One can go on to study in this framework the constraints on  $\omega$  from leptogenesis and also the implications for LFV, see fig. 5.

## 4. Other See-Saws

Up to now we have discussed the conventional, or type I see-saw, in which heavy neutrinos ( $SU(2)_L$  singlets) are crucial. One special case in this framework is when  $M_R$  is singular. In this “singular see-saw” one typically obtains light sterile neutrinos [64].

Apart from heavy neutrinos there are however other ways to generate the light neutrino mass matrix in eq. (1). Instead of heavy  $SU(2)_L$  singlets one could introduce heavy

---

<sup>1</sup>The LSP in this case is a neutralino of  $\simeq 100$  GeV, the NLSP are a chargino and another neutralino with  $\simeq 200$  GeV, squarks have masses in the range  $400 \div 600$  GeV.



fermion triplets to the theory, which is called type III see-saw [65]. More often studied is the case in which in addition to the heavy neutrinos one adds another singlet. In the  $(\nu N^c S)$  basis one will obtain a general mass matrix of the form

$$\mathcal{M} = \begin{pmatrix} 0 & m_D & 0 \\ m_D^T & 0 & m_{DS}^T \\ 0 & m_{DS} & M_S \end{pmatrix}. \quad (39)$$

If  $M_S \gg m_{DS} \gg m_D$  this is (for obvious reasons) called cascade, or sometimes double or inverse, see-saw [66], for which

$$m_\nu = m_D (m_{DS})^{-1} M_S (m_{DS}^T)^{-1} m_D. \quad (40)$$

If one can realize that  $m_D \propto m_{DS}$  then it follows that  $m_\nu \propto M_S$  (“screening”) and one can blame the peculiar neutrino mixing structure entirely on the singlet sector [67]. Another possibility is to have in eq. (39) an entry  $\epsilon m_{DS}^T$  in the 13 element of  $\mathcal{M}$ . A contribution to the low energy mass matrix given by  $-\epsilon (m_D + m_D^T)$  is the result [68].

#### 4.1 The Triplet or Type II See-Saw

The most often studied variant of the see-saw<sup>2</sup> is the triplet, or type II, see-saw. A  $SU(2)_L$  Higgs triplet  $\Delta$  is introduced, which acquires a vev  $v_L = \mu v_u^2 / M_\Delta^2$ . Here  $\mu$  is the doublet-doublet-triplet coupling parameter in the Higgs potential and  $M_\Delta$  is the mass of the triplet, located around the same scale which heavy neutrinos have in the type I see-saw. The neutrino mass matrix is [70]

$$m_\nu^{II} = v_L f_L, \quad (41)$$

where  $f_L$  is a Yukawa coupling matrix. Leptogenesis in the SM requires more than one triplet [71]. In what regards LFV, one finds [72]

$$(\tilde{m}_L^2)^{II}_{ij} = -3 \frac{(3m_0^2 + A_0^2)}{8\pi^2 v_L^2} (m_\nu m_\nu^\dagger)_{ij} \ln \frac{M_X}{M_\Delta}. \quad (42)$$

The dependence of LFV on  $m_\nu m_\nu^\dagger$  if a triplet is present has also been noticed in refs. [73]<sup>3</sup>. There is therefore a straight one-to-one correspondence between LFV and the directly measurable flavor structure of the neutrino mass matrix, so-to-speak “minimal lepton flavor violation”. One can insert the parameterization of  $U$  from eq. (2) into  $m_\nu = U m_\nu^{\text{diag}} U^T$  and analyze the properties of the Hermitian matrix  $h = m_\nu m_\nu^\dagger$  as a function of the known and

<sup>2</sup>It is of course thinkable that all, or several, see-saw variants are simultaneously at work, or that something entirely different causes neutrino masses [69].

<sup>3</sup>Regardless of the presence of a triplet, there is a contribution to LFV by massive neutrinos alone, which depends on  $m_\nu m_\nu^\dagger$  as well. However, as well-known, this contribution is highly suppressed by a factor  $(m_\nu/M_W)^4$ .

unknown neutrino parameters. We note the following obvious but interesting differences [72,74] with respect to the case of type I see-saw dominance, where, as we mentioned before (see the remarks above eq. (21)), LFV in general depends on all the parameters of  $m_\nu$ :

- the Majorana phases drop out of  $h$  and therefore do not influence LFV;
- the off-diagonal entries of  $h$  do not depend on the overall neutrino mass scale, but only on  $\Delta m_\odot^2$  and  $\Delta m_\Delta^2$ . However, as can be seen from eq. (42), the overall neutrino mass scale appears in the branching ratios  $\text{BR}(\ell_i \rightarrow \ell_j \gamma)$  (though not in their ratios) via  $v_L$ ;
- when varied over the CP phase  $\delta$ , the moduli of the off-diagonal entries of  $h$  are basically independent on the neutrino mass ordering. Their relative differences for normal and inverted mass orderings are of order  $r \equiv \Delta m_\odot^2 / \Delta m_\Delta^2$  and therefore negligible. However, for fixed  $\delta$  there can be differences: for instance, the result for  $(m_\nu m_\nu^\dagger)_{12}$  in case of a normal (inverted) ordering and  $\delta = 0$  is identical to the result for  $(m_\nu m_\nu^\dagger)_{12}$  in case of an inverted (normal) ordering and  $\delta = \pi$ .

Measuring the branching ratios of the LFV decays  $\ell_i \rightarrow \ell_j \gamma$  will therefore teach us nothing about the neutrino properties that we could not learn from oscillation experiments. This is, of course, a consequence of the fact that both depend on the same quantity, namely  $m_\nu m_\nu^\dagger$ . On the other hand, the neutrino parameters that are most difficult to determine – the Majorana phases – do not induce uncertainty in the predictions of the branching ratios. In addition, the ratio of branching ratios does not depend on the neutrino mass scale.

An immediate question one may ask is if the off-diagonal entries of  $h = m_\nu m_\nu^\dagger$  (and therefore the branching ratios for  $\ell_i \rightarrow \ell_j \gamma$  decays) can vanish [74]. The analysis shows that

- the quantity  $h_{12}$  and therefore  $\text{BR}(\mu \rightarrow e \gamma)$  can vanish. Recall that the invariant describing CP violation in neutrino oscillations is  $J_{\text{CP}} \propto \text{Im} \{h_{12} h_{23} h_{31}\}$  (see eq. (3)). Therefore, vanishing  $\text{BR}(\mu \rightarrow e \gamma)$  means the absence of CP violation in the case of type II dominance. The converse is, of course, not true. Note however that it is not possible to show experimentally that the branching ratio vanishes, and that 2-loop effects<sup>4</sup> will induce small LFV even if  $h_{12} = 0$ . There is also a correlation between the neutrino mixing parameters which is easily obtained from  $h_{12} = 0$  [11,74,75]:

$$|U_{e3}| = \frac{1}{2} \frac{r \sin 2\theta_{12} \cot \theta_{23}}{1 \mp r \sin^2 \theta_{12}} \simeq \frac{1}{2} r \sin 2\theta_{12} \cot \theta_{23} = 0.016_{-0.008}^{+0.013}, \quad (43)$$

where the  $-$  sign is for the normal and the  $+$  for the inverted neutrino mass ordering. Here  $r = \Delta m_\odot^2 / \Delta m_\Delta^2$  is the (positive) ratio of the mass-squared differences;

---

<sup>4</sup>In case of type I dominance the requirement of vanishing  $(m_D m_D^\dagger)_{12}$  can lead via 2-loop effects to a lower limit on  $\text{BR}(\mu \rightarrow e \gamma)$ , connected to the product of the branching ratios of  $\tau \rightarrow \mu \gamma$  and  $\tau \rightarrow e \gamma$  [63].

- the quantity  $h_{13}$  and therefore  $\text{BR}(\tau \rightarrow e\gamma)$  can vanish as well. Again, from eq. (3) we see that CP is conserved if  $h_{13} = 0$ , and one can also obtain

$$|U_{e3}| = \frac{1}{2} \frac{r \sin 2\theta_{12} \tan \theta_{23}}{1 \mp r \sin^2 \theta_{12}} \simeq \frac{1}{2} r \sin 2\theta_{12} \tan \theta_{23} = 0.013_{-0.006}^{+0.014}. \quad (44)$$

From the above two formulae it is clear that  $\text{BR}(\mu \rightarrow e\gamma)$  and  $\text{BR}(\tau \rightarrow e\gamma)$  can vanish simultaneously only if  $\theta_{23} = \pi/4$ ;

- the quantity  $h_{23}$ , and therefore  $\text{BR}(\tau \rightarrow \mu\gamma)$ , cannot vanish. The reason is that  $h_{23} = 0$  would imply  $\Delta m_{\odot}^2 / \Delta m_{\text{A}}^2 \simeq 1 / \cos^2 \theta_{12} + \mathcal{O}(\theta_{13})$ , in contradiction with experiment.

In general,  $h_{23}$  depends very little on  $|U_{e3}|$  (the leading term with  $|U_{e3}|$  is multiplied with small  $r = \Delta m_{\odot}^2 / \Delta m_{\text{A}}^2$ ) and is much larger than  $h_{12}$  and  $h_{13}$ . While the leading term in  $h_{23}$  is of order  $\Delta m_{\text{A}}^2$ ,  $h_{12}$  and  $h_{13}$  are to leading order given by  $\Delta m_{\text{A}}^2 |U_{e3}|$  or  $\Delta m_{\odot}^2$ , depending on the magnitude of  $|U_{e3}|$ . If we adopt for simplicity tri-bimaximal mixing, we find

$$h_{12} = -h_{13} = \frac{1}{3} \Delta m_{\odot}^2, \quad h_{23} = \frac{1}{6} (\pm 3 \Delta m_{\text{A}}^2 - 2 \Delta m_{\odot}^2), \quad (45)$$

where the plus (minus) sign is for the normal (inverted) neutrino mass ordering.

We show in fig. 6 the absolute values of  $h_{12}$  and  $h_{23}$  as functions of  $|U_{e3}|$  (i) for all the other oscillation parameters varied within their allowed  $3\sigma$  ranges and (ii) for these parameters fixed to their best-fit values and only  $\delta$  varied (see also ref. [74]). The element  $|h_{13}|$  looks very much like  $|h_{12}|$ , which is due to the approximate  $\mu$ - $\tau$  symmetry implied by the neutrino data. We assumed the normal mass ordering in this figure, but, as mentioned above, the difference with regard to the case of the inverted ordering is negligible if the phase  $\delta$  is varied.

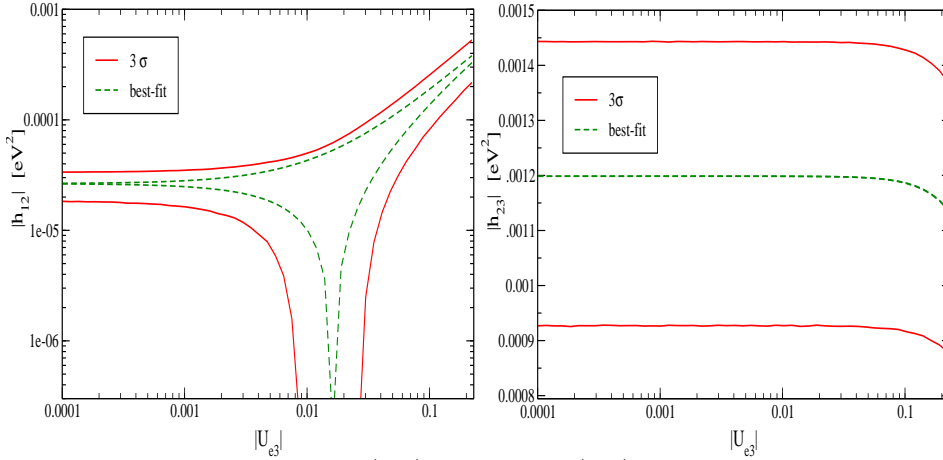
Perhaps more interesting are the *ratios* of  $|h_{ij}|^2$ , which are directly proportional to the ratios of the branching ratios under discussion. If both  $h_{12}$  and  $h_{13}$  are not too small (i.e. barring exact or almost exact cancellations between various terms contributing to these quantities), one finds, setting  $|U_{e3}|$  to zero,

$$\frac{|h_{12}|^2}{|h_{13}|^2} = \frac{\text{BR}(\mu \rightarrow e\gamma)}{\text{BR}(\tau \rightarrow e\gamma)} \text{BR}(\tau \rightarrow e\nu\bar{\nu}) \simeq \cot^2 \theta_{23}, \quad (46)$$

which is very close to one [72]. The result for the ratio of ratios is the same as for the example based on scaling, see eq. (23). Of course, if  $h_{12}$  or  $h_{13}$  becomes very small, this ratio can be arbitrarily large or small. For the ratio of  $|h_{12}|^2$  and  $|h_{23}|^2$  we get

$$\begin{aligned} \frac{|h_{12}|^2}{|h_{23}|^2} &= \frac{\text{BR}(\mu \rightarrow e\gamma)}{\text{BR}(\tau \rightarrow \mu\gamma)} \text{BR}(\tau \rightarrow \mu\nu\bar{\nu}) \\ &\simeq \frac{1}{\cos^2 \theta_{23}} |U_{e3}|^2 + \frac{\sin^2 2\theta_{12}}{4 \sin^2 \theta_{23}} r^2 + 2 \cos \delta \frac{\sin 2\theta_{12}}{\sin 2\theta_{23}} r |U_{e3}|, \end{aligned} \quad (47)$$

which is rather small. Note that the maximal allowed value of  $|U_{e3}|^2$  is roughly  $\lambda^2$ , while the value of  $r^2 = (\Delta m_{\odot}^2 / \Delta m_{\text{A}}^2)^2$  is approximately  $\lambda^5$ . Hence, for small  $|U_{e3}|$  this ratio



**Figure 6.** The values of  $|h_{12}|$  (left panel) and  $|h_{23}|$  (right panel, note the linear scale) as functions of  $|U_{e3}|$ , for all the other oscillation parameters varied within their allowed  $3\sigma$  ranges (solid curves) and for all the oscillation parameters except  $\delta$  fixed to their best-fit values and only  $\delta$  varied (dashed curves).

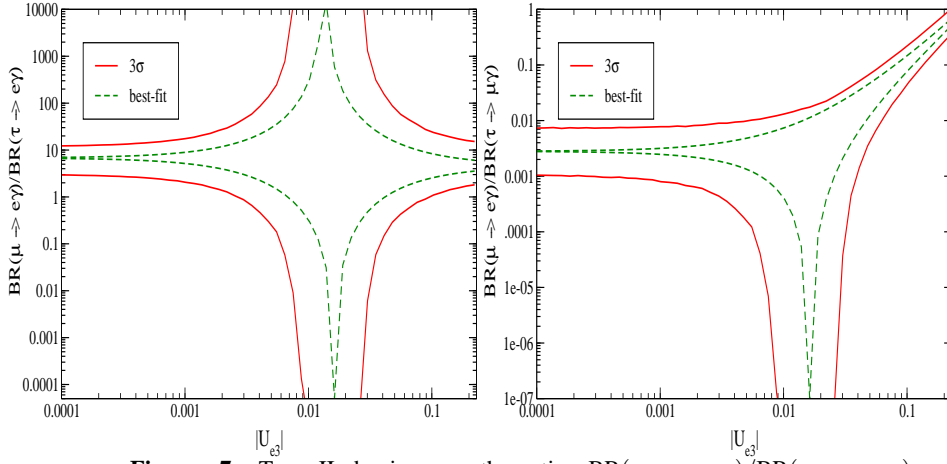
is given by  $\lambda^5$ , while for large  $|U_{e3}|$  it is given by roughly  $\lambda^2$ . We show in fig. 7 the two ratios  $(|h_{12}|/|h_{13}|)^2/0.178$  and  $(|h_{12}|/|h_{23}|)^2/0.174$  as functions of  $|U_{e3}|$ . These ratios are equal to  $\text{BR}(\mu \rightarrow e\gamma)/\text{BR}(\tau \rightarrow e\gamma)$  and  $\text{BR}(\mu \rightarrow e\gamma)/\text{BR}(\tau \rightarrow \mu\gamma)$ , respectively. As in fig. 6, we have either varied all the relevant parameters ( $\theta_{12}$ ,  $\theta_{23}$ ,  $\Delta m_{\odot}^2$ ,  $\Delta m_{\text{A}}^2$  and  $\delta$ ) within their allowed  $3\sigma$  ranges or fixed all these parameters except  $\delta$  to their best-fit values, while allowing  $\delta$  to vary.

Regarding the ratio of branching ratios, from eqs. (46) and (47) one finds that

$$\text{BR}(\mu \rightarrow e\gamma) : \text{BR}(\tau \rightarrow e\gamma) : \text{BR}(\tau \rightarrow \mu\gamma) \simeq \begin{cases} \lambda : \lambda^2 : 1 & \text{for large } |U_{e3}|, \\ \lambda^4 : \lambda^5 : 1 & \text{for small } |U_{e3}|. \end{cases} \quad (48)$$

Again, the normalization factors  $\text{BR}(\tau \rightarrow e\nu\bar{\nu}) \simeq \text{BR}(\tau \rightarrow \mu\nu\bar{\nu}) \sim \lambda$  have been taken into account. The relation between  $\mu \rightarrow e\gamma$  and  $\tau \rightarrow e\gamma$  is the same as for  $\mu$ - $\tau$  symmetry, see eq. (22). The branching ratio for  $\tau \rightarrow \mu\gamma$  is the largest one. It was also the largest one in the  $SO(10)$  models (summarized in ref. [26] and table 3). We conclude that this is a quite generic and robust prediction. Observation different from this would mean that a combination of the type I and triplet see-saw (or something entirely different) causes  $m_\nu$  and/or LFV. We can compare the different properties of LFV in the cases when either the type I see-saw term or the triplet term dominates in both  $m_\nu$  and  $\tilde{m}_L^2$ . This is shown in table 5. Comparing the type II relation for the ratios of branching ratios with the  $SO(10)$  results from table 3 shows that only model AB could be mimicked by a pure type II scenario. The relation  $\lambda^2 : \lambda^3 : 1$  of this model can be obtained in a type II scenario if  $|h_{12}|^2/|h_{23}|^2 \simeq \lambda^3$ , which can be obtained for a not too small  $|U_{e3}| \simeq 0.07$ . Therefore, it may be possible to distinguish see-saw variants with observables related to observables.

Let us compare the absolute magnitudes of the branching ratios in the cases of type I and type II dominance. Assuming that the logarithmic factors in  $(\tilde{m}_L^2)_{ij}$  are the same, and



**Figure 7.** Type II dominance: the ratios  $\text{BR}(\mu \rightarrow e\gamma)/\text{BR}(\tau \rightarrow e\gamma)$  and  $\text{BR}(\mu \rightarrow e\gamma)/\text{BR}(\tau \rightarrow \mu\gamma)$  as functions of  $|U_{e3}|$ , for all the other oscillation parameters varied within their allowed  $3\sigma$  ranges (solid curves) and for all the oscillation parameters except  $\delta$  fixed to their best-fit values and only  $\delta$  varied (dashed curves).

using our simple GUT-inspired scenario from above (see eq. (28)), we obtain

$$\frac{\text{BR}(\mu \rightarrow e\gamma)|_{\text{type I dom.}}}{\text{BR}(\mu \rightarrow e\gamma)|_{\text{type II dom.}}} \simeq \frac{A^4 \lambda^{10}}{(\Delta m_{\odot}^2/v_L^2)^2} \simeq 25 \left(\frac{v_L}{\text{eV}}\right)^4, \quad (49)$$

where we have used tri-bimaximal mixing to evaluate  $h_{12}$ . For  $v_L \sim \sqrt{\Delta m_A^2}$  (normal or inverted hierarchy) we would expect a ratio of the order of  $10^{-4}$  to  $10^{-5}$ , i.e. in that case type II dominance would result in much larger LFV branching ratios than type I dominance. To be precise, with  $m_0 = 100$  GeV,  $m_{1/2} = 600$  GeV,  $A_0 = 0$  and with tri-bimaximal mixing in a normal hierarchy we find  $\text{BR}(\mu \rightarrow e\gamma) \simeq 7 \cdot 10^{-14} \tan^2 \beta$ . If  $v_L$  approaches the eV scale, the two cases lead to branching ratios of the same order of magnitude. As mentioned above (see the discussion at the end of sec. 3.1), for the  $SO(10)$  models CM and CY from table 3 a very similar ratio will hold. The other models (DR, AB and GK) have  $\text{BR}(\mu \rightarrow e\gamma)$  larger by two, five and six orders of magnitude, respectively. Recall that all of them have dominance of the type I see-saw term.

#### 4.2 Triplet See-Saw and Type I See-Saw

One often studies the case in which both the triplet term and the conventional see-saw term are present:

$$m_\nu = v_L f_L - m_D M_R^{-1} m_D^T. \quad (50)$$

Dominance of one of the terms in both  $m_\nu$  and  $(\tilde{m}_L^2)_{ij}$  corresponds to the situations discussed above. Leptogenesis has been studied in this framework [76]. Very often a discrete

**Table 5.** Comparison of general features of LFV in the cases when one of the two terms in the see-saw formula eq. (50) dominates in both  $m_\nu$  and  $\tilde{m}_L^2$ . For type I dominance (middle column), the entries marked with “<sup>a</sup>” refer to the general case, in which  $m_D m_D^\dagger \propto U \sqrt{m_\nu^{\text{diag}}} R M_R R^\dagger \sqrt{m_\nu^{\text{diag}}} U^\dagger$ . The expectation given at the bottom and marked with “<sup>b</sup>” assumes the GUT inspired relation  $m_D m_D^\dagger = V_{\text{CKM}}^\dagger \text{diag}(m_u^2, m_c^2, m_t^2) V_{\text{CKM}}$ . The superscript <sup>c</sup> indicates that, if varied over the CP phase  $\delta$ , the neutrino mass ordering plays no role. More realistic models are given in table 3.

	Type I	Type II
relevant quantity	$(m_D m_D^\dagger)_{ij}$	$(m_\nu m_\nu^\dagger)_{ij}$
does <u>not</u> depend on	– <sup>a</sup>	Majorana phases (and mass ordering) <sup>c</sup>
guaranteed	– <sup>a</sup>	$\text{BR}(\tau \rightarrow \mu\gamma) \neq 0$
expectation for $\text{BR}(\mu \rightarrow e\gamma) : \text{BR}(\tau \rightarrow e\gamma) : \text{BR}(\tau \rightarrow \mu\gamma)$	$\lambda^5 : \lambda^2 : 1$ <sup>b</sup>	$\begin{cases} \lambda : \lambda^2 : 1 & \text{for large }  U_{e3}  \\ \lambda^4 : \lambda^5 : 1 & \text{for small }  U_{e3}  \end{cases}$

left-right symmetry is assumed, for which  $f_L \propto M_R$  holds. Anyway, the neutrino mass matrix is a sum of two terms now, which can be a reason for the peculiar mixing structure of the neutrinos [77]. For instance, recall the tri-bimaximal mass matrix in eq. (11). In a normal hierarchy the term proportional to  $m_1$  vanishes, and we are left with two simple matrices, which could stem from either  $m_\nu^{II}$  or from the conventional term  $m_D M_R^{-1} m_D^T$ . LFV will be complicated by the fact that the slepton mass matrix obtains contributions from both terms. It is in this case a sum of eq. (20) and (42), therefore interference can occur. If the triplet term was known, one could subtract it from  $m_\nu$  to obtain

$$X_\nu \equiv m_\nu - v_L f_L = -m_D M_R^{-1} m_D^T, \quad \text{diagonalized as} \quad X_\nu = V_\nu^* X_\nu^{\text{diag}} V_\nu^\dagger \quad (51)$$

with a unitary matrix  $V_\nu$ . Now, in analogy to the Casas-Ibarra parameterization, one can parameterize the Dirac mass matrix as [78]

$$m_D = i V_\nu^* \sqrt{X_\nu^{\text{diag}}} R \sqrt{M_R}. \quad (52)$$

Here  $R$  is again an arbitrary complex and orthogonal matrix, in analogy to the  $R$  in the Casas-Ibarra parametrization. Simple examples how to study LFV, leptogenesis and neutrino mass and mixing in this framework are given in ref. [78].

## 5. Summary

The neutrino mass matrix and its origin are an exciting field of research, with overlap to many fields of (astro)particle physics, including SUSY phenomenology and cosmology. The see-saw mechanism (or any one of its many variants) and its challenging reconstruction represent the crucial link between these fields. Future data will help us draw a clearer picture of the flavor structure in the lepton sector, and if we are lucky we could even discriminate between different see-saw variants. The hope is that in the not too far future only a limited number of theories/scenarios survive which are able to explain all observations.

## ACKNOWLEDGMENTS

I would like to thank my co-authors for fruitful collaborations, Carl Albright for careful reading of the manuscript and I am grateful to Evgeny Akhmedov for noting some errors in previous versions of the draft. I thank the organizers of WHEPP-X for their hospitality. This work was supported by the Deutsche Forschungsgemeinschaft in the Transregio 27 “Neutrinos and beyond – weakly interacting particles in physics, astrophysics and cosmology”.

## References

- [1] R. N. Mohapatra *et al.*, *Rept. Prog. Phys.* **70**, 1757 (2007)  
R. N. Mohapatra and A. Y. Smirnov, *Ann. Rev. Nucl. Part. Sci.* **56**, 569 (2006)  
A. Strumia and F. Vissani, hep-ph/0606054
- [2] G. C. Branco *et al.*, *Phys. Rev.* **D67**, 073025 (2003)
- [3] M. C. Gonzalez-Garcia and M. Maltoni, arXiv:0704.1800 [hep-ph]
- [4] P. F. Harrison, D. H. Perkins and W. G. Scott, *Phys. Lett.* **B530**, 167 (2002) and **B535**, 163 (2002)  
Z. Z. Xing, *Phys. Lett.* **B533**, 85 (2002)  
X. G. He and A. Zee, *Phys. Lett.* **B560**, 87 (2003)  
see also L. Wolfenstein, *Phys. Rev.* **D18**, 958 (1978)  
Y. Yamanaka, H. Sugawara and S. Pakvasa, *Phys. Rev.* **D25**, 1895 (1982)
- [5] S. Pakvasa, W. Rodejohann and T. J. Weiler, *Phys. Rev. Lett.* **100**, 111801 (2008)
- [6] S. Choubey and W. Rodejohann, *Eur. Phys. J. C* **40**, 259 (2005)
- [7] R. N. Mohapatra and W. Rodejohann, *Phys. Lett.* **B644**, 59 (2007)  
see also W. Grimus and L. Lavoura, *J. Phys.* **G31**, 683 (2005)
- [8] A. Blum, R. N. Mohapatra and W. Rodejohann, *Phys. Rev.* **D76**, 053003 (2007)
- [9] A. Merle and W. Rodejohann, *Phys. Rev.* **D73**, 073012 (2006)
- [10] P. H. Frampton, S. L. Glashow and D. Marfatia, *Phys. Lett.* **B536**, 79 (2002)  
Z. z. Xing, *Phys. Lett.* **B530**, 159 (2002)  
B. R. Desai, D. P. Roy and A. R. Vaucher, *Mod. Phys. Lett.* **A18**, 1355 (2003)
- [11] C. Hagedorn and W. Rodejohann, *JHEP* **0507**, 034 (2005)
- [12] S. Kaneko, H. Sawanaka and M. Tanimoto, *JHEP* **0508**, 073 (2005)
- [13] G. C. Branco *et al.*, *Phys. Lett.* **B562**, 265 (2003)
- [14] D. Black, A. H. Fariborz, S. Nasri and J. Schechter, *Phys. Rev.* **D62**, 073015 (2000)  
X. G. He and A. Zee, *Phys. Rev.* **D68**, 037302 (2003)  
W. Rodejohann, *Phys. Lett.* **B579**, 127 (2004)  
S. S. Masood, S. Nasri and J. Schechter, *Phys. Rev.* **D71**, 093005 (2005)
- [15] C. H. Albright and M. C. Chen, *Phys. Rev. D* **74**, 113006 (2006)
- [16] P. Minkowski, *Phys. Lett.* **B67**, 421 (1977)  
T. Yanagida, *Horizontal gauge symmetry and masses of neutrinos*, in *Proceedings of the Workshop on The Unified Theory and the Baryon Number in the Universe* (O. Sawada and A. Sugamoto, eds.), KEK, Tsukuba, Japan, 1979, p. 95  
S. L. Glashow, *The future of elementary particle physics*, in *Proceedings of the 1979 Cargèse Summer Institute on Quarks and Leptons* (M. Lévy, J.-L. Basdevant, D. Speiser, J. Weyers, R. Gastmans, and M. Jacob, eds.), Plenum Press, New York, 1980, p. 687  
M. Gell-Mann, P. Ramond, and R. Slansky, *Complex spinors and unified theories*, in *Supergravity* (P. van Nieuwenhuizen and D. Z. Freedman, eds.), North Holland, Amsterdam, 1979

- R. N. Mohapatra and G. Senjanović, *Phys. Rev. Lett.* **44**, 912 (1980)
- [17] S. F. King, *Rept. Prog. Phys.* **67**, 107 (2004)  
 G. Altarelli and F. Feruglio, *New J. Phys.* **6**, 106 (2004)  
 G. C. Branco and M. N. Rebelo, *New J. Phys.* **7**, 86 (2005)  
 R. N. Mohapatra, arXiv:hep-ph/0412379
- [18] R. Barbieri, J. R. Ellis and M. K. Gaillard, *Phys. Lett.* **B90**, 249 (1980)  
 E. K. Akhmedov, Z. G. Berezhiani and G. Senjanovic, *Phys. Rev. Lett.* **69**, 3013 (1992)  
 E. K. Akhmedov, Z. G. Berezhiani, G. Senjanovic and Z. j. Tao, *Phys. Rev.* **D47**, 3245 (1993)  
 A. S. Joshipura, *Phys. Rev.* **D60**, 053002 (1999)  
 A. de Gouvea and J. W. F. Valle, *Phys. Lett.* **B501**, 115 (2001)  
 F. Vissani, M. Narayan and V. Berezinsky, *Phys. Lett.* **B571**, 209 (2003)  
 A. Dighe, S. Goswami and W. Rodejohann, *Phys. Rev.* **D75**, 073023 (2007)
- [19] S. Davidson and A. Ibarra, *JHEP* **0109**, 013 (2001)
- [20] J. R. Ellis and M. Raidal, *Nucl. Phys.* **B643**, 229 (2002)
- [21] S. Pascoli, S. T. Petcov and W. Rodejohann, *Phys. Rev.* **D68**, 093007 (2003)
- [22] G. C. Branco *et al.*, *Nucl. Phys.* **B640**, 202 (2002)
- [23] E. K. Akhmedov, M. Frigerio and A. Y. Smirnov, *JHEP* **0309**, 021 (2003)
- [24] K. A. Hochmuth and W. Rodejohann, *Phys. Rev.* **D75**, 073001 (2007)
- [25] X. d. Ji, Y. c. Li, R. N. Mohapatra, S. Nasri and Y. Zhang, *Phys. Lett.* **B651**, 195 (2007)
- [26] C. H. Albright and M. C. Chen, arXiv:0802.4228 [hep-ph]
- [27] K. S. Babu, J. C. Pati and F. Wilczek, *Nucl. Phys.* **B566**, 33 (2000)  
 K. S. Babu, J. C. Pati and P. Rastogi, *Phys. Rev.* **D71**, 015005 (2005)
- [28] B. Bajc, G. Senjanovic and F. Vissani, *Phys. Rev. Lett.* **90**, 051802 (2003)  
 H. S. Goh, R. N. Mohapatra and S. P. Ng, *Phys. Lett.* **B570**, 215 (2003) and *Phys. Rev.* **D68**, 115008 (2003)
- [29] X. Ji, Y. Li and R. N. Mohapatra, *Phys. Lett.* **B633**, 755 (2006)
- [30] B. Dutta, Y. Mimura and R. N. Mohapatra, *Phys. Rev.* **D72**, 075009 (2005)
- [31] C. H. Albright and S. M. Barr, *Phys. Rev.* **D64**, 073010 (2001) and *Phys. Rev. D* **70**, 033013 (2004)
- [32] J. A. Casas and A. Ibarra, *Nucl. Phys.* **B618**, 171 (2001)
- [33] F. Borzumati and A. Masiero, *Phys. Rev. Lett.* **57**, 961 (1986)  
 J. Hisano, T. Moroi, K. Tobe and M. Yamaguchi, *Phys. Rev.* **D53**, 2442 (1996)
- [34] W. M. Yao *et al.* [Particle Data Group], *J. Phys.* **G33**, 1 (2006)
- [35] M. L. Brooks *et al.* [MEGA Collaboration], *Phys. Rev. Lett.* **83**, 1521 (1999)
- [36] B. Aubert *et al.* [BABAR Collaboration], *Phys. Rev. Lett.* **96**, 041801 (2006)
- [37] B. Aubert *et al.* [BABAR Collaboration], *Phys. Rev. Lett.* **95**, 041802 (2005)
- [38] See the homepage of the MEG experiment, <http://meg.web.psi.ch>
- [39] A. G. Akeroyd *et al.*, hep-ex/0406071
- [40] S. T. Petcov, S. Profumo, Y. Takanishi and C. E. Yaguna, *Nucl. Phys.* **B676**, 453 (2004)
- [41] R. N. Mohapatra and S. Nasri, *Phys. Rev.* **D71**, 033001 (2005)
- [42] A. Y. Smirnov, arXiv:hep-ph/0402264  
 M. Raidal, *Phys. Rev. Lett.* **93**, 161801 (2004)  
 H. Minakata and A. Y. Smirnov, *Phys. Rev.* **D70**, 073009 (2004)  
 K. Cheung, S. K. Kang, C. S. Kim and J. Lee, *Phys. Rev.* **D72**, 036003 (2005)  
 M. Picariello, *Adv. High Energy Phys.* **2007**, 39676 (2007)
- [43] L. Wolfenstein, *Phys. Rev. Lett.* **51**, 1945 (1983)
- [44] M. C. J. Chen and K. T. Mahanthappa, *Phys. Rev.* **D70**, 113013 (2004)
- [45] Y. Cai and H. B. Yu, *Phys. Rev.* **D74**, 115005 (2006)
- [46] R. Dermisek and S. Raby, *Phys. Lett.* **B622**, 327 (2005)
- [47] W. Grimus and H. Kuhbock, *Phys. Lett.* **B643**, 182 (2006)



- [48] M. Fukugita and T. Yanagida, *Phys. Lett.* **B174**, 45 (1986)
- [49] For a recent review, see S. Davidson, E. Nardi and Y. Nir, arXiv:0802.2962 [hep-ph]
- [50] A. Abada *et al.*, *JCAP* **0604**, 004 (2006)  
E. Nardi, Y. Nir, E. Roulet and J. Racker, *JHEP* **0601**, 164 (2006)
- [51] F. X. Josse-Michaux and A. Abada, *JCAP* **0710**, 009 (2007)  
S. Antusch, S. F. King and A. Riotto, *JCAP* **0611**, 011 (2006)  
recent overviews are S. Blanchet and P. Di Bari, *Nucl. Phys. Proc. Suppl.* **168**, 372 (2007)  
S. Davidson, arXiv:0705.1590 [hep-ph]  
see also R. Barbieri, P. Creminelli, A. Strumia and N. Tetradis, *Nucl. Phys.* **B575**, 61 (2000)  
T. Endoh, T. Morozumi and Z. h. Xiong, *Prog. Theor. Phys.* **111**, 123 (2004)
- [52] S. Blanchet and P. Di Bari, *JCAP* **0703**, 018 (2007)  
A. Anisimov, S. Blanchet and P. Di Bari, arXiv:0707.3024 [hep-ph]
- [53] S. Pascoli, S. T. Petcov and A. Riotto, *Phys. Rev.* **D75**, 083511 (2007) and *Nucl. Phys.* **B774**, 1 (2007)  
E. Molinaro and S. T. Petcov, arXiv:0803.4120 [hep-ph]
- [54] G. C. Branco, R. Gonzalez Felipe and F. R. Joaquim, *Phys. Lett.* **B645**, 432 (2007)
- [55] S. Davidson, J. Garayoa, F. Palorini and N. Rius, *Phys. Rev. Lett.* **99**, 161801 (2007)
- [56] J. Dunkley *et al.* [WMAP Collaboration], arXiv:0803.0586 [astro-ph]
- [57] G. C. Branco, T. Morozumi, B. M. Nobre and M. N. Rebelo, *Nucl. Phys.* **B617**, 475 (2001)
- [58] M. Flanz, E. A. Paschos and U. Sarkar, *Phys. Lett.* **B345**, 248 (1995)  
M. Flanz, E. A. Paschos, U. Sarkar and J. Weiss, *Phys. Lett.* **B389**, 693 (1996)  
L. Covi, E. Roulet and F. Vissani, *Phys. Lett.* **B384**, 169 (1996)  
A. Pilaftsis, *Phys. Rev.* **D56**, 5431 (1997)  
A. Pilaftsis and T. E. J. Underwood, *Nucl. Phys.* **B692**, 303 (2004)
- [59] See e.g. W. Buchmüller, P. Di Bari and M. Plümacher, *Annals Phys.* **315**, 305 (2005)  
G. F. Giudice, A. Notari, M. Raidal, A. Riotto and A. Strumia, *Nucl. Phys.* **B685**, 89 (2004)
- [60] S. Davidson and A. Ibarra, *Phys. Lett.* **B535**, 25 (2002)
- [61] See e.g. S. Lavignac, I. Masina and C. A. Savoy, *Phys. Lett.* **B520**, 269 (2001)  
J. R. Ellis, J. Hisano, S. Lola and M. Raidal, *Nucl. Phys.* **B621**, 208 (2002)  
F. Deppisch *et al.*, *Eur. Phys. J.* **C28**, 365 (2003) and *Phys. Rev.* **D73**, 033004 (2006)  
A. Masiero, S. K. Vempati and O. Vives, *Nucl. Phys.* **B649**, 189 (2003)  
S. Pascoli, S. T. Petcov and C. E. Yaguna, *Phys. Lett.* **B564**, 241 (2003)  
S. Antusch, E. Arganda, M. J. Herrero and A. M. Teixeira, *JHEP* **0611**, 090 (2006)  
G. C. Branco *et al.*, *JHEP* **0709**, 004 (2007)  
S. Antusch and A. M. Teixeira, *JCAP* **0702**, 024 (2007)  
J. A. Casas, A. Ibarra and F. Jimenez-Alburquerque, *JHEP* **0704**, 064 (2007)  
E. J. Chun, J. L. Evans, D. E. Morrissey and J. D. Wells, arXiv:0804.3050 [hep-ph]
- [62] S. T. Petcov, W. Rodejohann, T. Shindou and Y. Takanishi, *Nucl. Phys.* **B739**, 208 (2006)
- [63] A. Ibarra and C. Simonetto, arXiv:0802.3858 [hep-ph]
- [64] K. L. McDonald and B. H. J. McKellar, hep-ph/0401073  
G. J. Stephenson *et al.*, hep-ph/0307245
- [65] R. Foot, H. Lew, X. G. He and G. C. Joshi, *Z. Phys.* **C44**, 441 (1989)  
E. Ma, *Phys. Rev. Lett.* **81**, 1171 (1998)
- [66] R. N. Mohapatra, *Phys. Rev. Lett.* **56**, 561 (1986)  
R. N. Mohapatra and J. W. F. Valle, *Phys. Rev.* **D34**, 1642 (1986)
- [67] M. Lindner, M. A. Schmidt and A. Y. Smirnov, *JHEP* **0507**, 048 (2005)
- [68] E. K. Akhmedov, M. Lindner, E. Schnapka and J. W. F. Valle, *Phys. Lett.* **B368**, 270 (1996) and *Phys. Rev.* **D53**, 2752 (1996)  
S. M. Barr, *Phys. Rev. Lett.* **92**, 101601 (2004)  
M. Malinsky, J. C. Romao and J. W. F. Valle, *Phys. Rev. Lett.* **95**, 161801 (2005)

- [69] A. Y. Smirnov, arXiv:hep-ph/0411194.
- [70] M. Magg and C. Wetterich, *Phys. Lett.* **B94**, 61 (1980)  
R. N. Mohapatra and G. Senjanovic, *Phys. Rev.* **D23**, 165 (1981)  
G. Lazarides, Q. Shafi and C. Wetterich, *Nucl. Phys.* **B181**, 287 (1981)  
J. Schechter and J. W. F. Valle, *Phys. Rev.* **D22**, 2227 (1980)
- [71] P. J. O'Donnell and U. Sarkar, *Phys. Rev.* **D49**, 2118 (1994) [arXiv:hep-ph/9307279].  
E. Ma and U. Sarkar, *Phys. Rev. Lett.* **80**, 5716 (1998)  
T. Hambye, E. Ma and U. Sarkar, *Nucl. Phys.* **B602**, 23 (2001)
- [72] A. Rossi, *Phys. Rev.* **D 66**, 075003 (2002)  
E. J. Chun, A. Masiero, A. Rossi and S. K. Vempati, *Phys. Lett.* **B 622**, 112 (2005)  
F. R. Joaquim and A. Rossi, *Phys. Rev. Lett.* **97**, 181801 (2006)
- [73] E. J. Chun, K. Y. Lee and S. C. Park, *Phys. Lett.* **B566**, 142 (2003)  
M. Kakizaki, Y. Ogura and F. Shima, *Phys. Lett.* **B566**, 210 (2003)
- [74] F. R. Joaquim and A. Rossi, *Nucl. Phys.* **B765**, 71 (2007)
- [75] Y. Farzan and A. Y. Smirnov, *JHEP* **0701**, 059 (2007)
- [76] T. Hambye and G. Senjanović, *Phys. Lett.* **B582**, 73 (2004)  
S. Antusch and S. F. King, *Phys. Lett.* **B597**, 199 (2004)  
S. Antusch, *Phys. Rev.* **D76**, 023512 (2007)
- [77] M. Lindner and W. Rodejohann, *JHEP* **0705**, 089 (2007)
- [78] E. K. Akhmedov and W. Rodejohann, arXiv:0803.2417 [hep-ph]