

QCD phase diagram at imaginary baryon and isospin chemical potentials

Yuji Sakai,^{1,*} Hiroaki Kouno,^{2,†} and Masanobu Yahiro^{1,‡}

¹*Department of Physics, Graduate School of Sciences,
Kyushu University, Fukuoka 812-8581, Japan*

²*Department of Physics, Saga University, Saga 840-8502, Japan*

(Dated: November 3, 2018)

Abstract

We explore the phase diagram of two-flavor QCD at imaginary values of baryon and isospin chemical potentials, μ_B and μ_{iso} , analyzing the thermodynamic potential of QCD analytically and that of the Polyakov-loop extended Nambu–Jona-Lasinio (PNJL) model numerically. QCD has no pion condensation at imaginary μ_B and μ_{iso} , and therefore has discrete symmetries that are not present at real μ_B and μ_{iso} . The PNJL model possesses all the discrete symmetries. The PNJL model can reproduce qualitatively lattice QCD data presented very lately.

PACS numbers: 11.30.Rd, 12.40.-y

*sakai@phys.kyushu-u.ac.jp

†kounoh@cc.saga-u.ac.jp

‡yahiro@phys.kyushu-u.ac.jp

I. INTRODUCTION

Quantum Chromodynamics (QCD) as a fundamental theory on strong interaction is well defined, since it is renormalizable and parameter free. However, thermodynamics of QCD is not well understood because of its nonperturbative nature. In particular, QCD phase diagram is essential for understanding not only natural phenomena such as compact stars and the early universe but also laboratory experiments such as relativistic heavy-ion collisions. Quantitative calculations of the phase diagram from first-principle lattice QCD (LQCD) have the well known sign problem when the baryon chemical potential (μ_B) is real; for example, see Ref. [1] and references therein. For later convenience, we use the quark-number chemical potential $\mu_q = \mu_B/3$ instead of μ_B . So far, several approaches have been proposed to circumvent the difficulty; for example, the reweighting method [2], the Taylor expansion method [3] and the analytic continuation from imaginary μ_q to real μ_q [4–6]. However, those are still far from perfection.

As an approach complementary to first-principle LQCD, we can consider effective models such as the Nambu–Jona-Lasinio (NJL) model [7–11] and the Polyakov-loop extended Nambu–Jona-Lasinio (PNJL) model [12–33]. The NJL model describes the chiral symmetry breaking, but not the confinement mechanism. The PNJL model is constructed so as to treat both the Polyakov loop and the chiral symmetry breaking [13].

In the NJL-type models, the input parameters are determined at $\mu_q = 0$ and $T \geq 0$, where T is temperature. It is then highly nontrivial whether the models predict properly dynamics of QCD at finite μ_q . This should be tested from QCD. Fortunately, this is possible at imaginary μ_q , since LQCD has no sign problem there.

Roberge and Weiss found [34] that the thermodynamic potential $\Omega_{\text{QCD}}(\theta_q)$ of QCD at imaginary chemical potential $\mu_q = iT\theta_q$ has a periodicity $\Omega_{\text{QCD}}(\theta_q) = \Omega_{\text{QCD}}(\theta_q + 2\pi k/3)$, showing that $\Omega_{\text{QCD}}(\theta_q + 2\pi k/3)$ is transformed into $\Omega_{\text{QCD}}(\theta_q)$ by the \mathbb{Z}_3 transformation with integer k . This means that QCD is invariant under a combination of the \mathbb{Z}_3 transformation and a parameter transformation $\theta_q \rightarrow \theta_q + 2k\pi/3$ [30],

$$q \rightarrow Uq, \quad A_\nu \rightarrow UA_\nu U^{-1} - i/g(\partial_\nu U)U^{-1}, \quad \theta_q \rightarrow \theta_q + 2\pi k/3, \quad (1)$$

where $U(x, \tau)$ are elements of SU(3) with $U(x, \beta = 1/T) = \exp(-2i\pi k/3)U(x, 0)$ and q is the quark field. We call this combination the extended \mathbb{Z}_3 transformation. Thus, $\Omega_{\text{QCD}}(\theta_q)$ has the extended \mathbb{Z}_3 symmetry, and hence quantities invariant under the extended \mathbb{Z}_3 transformation have the RW periodicity [30].

At the present stage, the PNJL model is only a realistic effective model that possesses both the extended \mathbb{Z}_3 symmetry and chiral symmetry [30]. This property guarantees that the phase diagram evaluated by the PNJL model has the RW periodicity in the imaginary μ_q region, and therefore makes it possible to compare the PNJL result with LQCD data [4–6] quantitatively in the imaginary μ_q region. Actually, the PNJL model succeeds in reproducing the LQCD data by introducing the vector-type four-quark interaction [8–10] and the scalar-type eight-quark interaction [10]. The QCD phase diagram in the real μ_q region is predicted by the PNJL model with the parameter set [31] that reproduces the LQCD data at imaginary μ_q . The critical endpoint can survive, even if the vector-type four-quark interaction is taken into account.

LQCD has no sign problem also at finite isospin chemical potential (μ_{iso}) [35]. This is true for both real and imaginary isospin chemical potentials, as explicitly shown in Sec. II. For later convenience, we use the “modified” isospin chemical potential $\mu_I = \mu_{\text{iso}}/2$ instead of μ_{iso} itself. Very recently, LQCD data were measured at both real and imaginary μ_I [36] and also in the case that both μ_I and μ_q are imaginary [37]. The PNJL model has already been applied to the real μ_I case [22, 23], but not to the imaginary μ_I case.

In this paper, we explore the phase diagram of two-flavor QCD at pure imaginary values of μ_q and μ_I , by analyzing the partition function of QCD analytically and the thermodynamic potential of PNJL numerically. As the primary result, we will show that the pion condensation does not occur at imaginary μ_I and μ_q and hence isospin and baryon number are conserved. As a consequence of this property, Ω_{QCD} has higher discrete symmetries at imaginary μ_I and μ_q than at real μ_I and μ_q . The PNJL model possesses all the symmetries, and then the model reproduces LQCD data [36, 37] qualitatively at imaginary μ_I and μ_q . Finally, the phase diagram at imaginary μ_I and μ_q is predicted by the PNJL model.

In Sec. II, it is shown at imaginary μ_{iso} and μ_q that no pion condensation takes place and then QCD has some discrete symmetries. A simple explanation of the PNJL model is made in Sec. III, and numerical results of PNJL calculations are presented in Sec. IV. Section V is devoted to summary.

II. DISCRETE SYMMETRIES OF QCD

Roberge and Weiss showed the RW periodicity in the one-flavor case [34], assuming that baryon number is conserved. Extending their proof to the two-flavor case, we will prove that

$\Omega_{\text{QCD}}(\theta_q, \theta_I)$ has some discrete symmetries at imaginary μ_q and μ_I . In this proof, we first assume that baryon number and isospin, i.e., u -quark and d -quark numbers, are conserved, but this assumption is confirmed to be true at the end of this section.

The thermodynamic potential $\Omega_{\text{QCD}}(\theta_q, \theta_I)$ (per unit volume) is related to the partition function $Z(\theta_q, \theta_I)$ as $\Omega_{\text{QCD}} = -T \ln(Z)/V$, where V represents the infinite volume we are thinking. The functional integral form of Z in Euclidean spacetime with time interval $\tau \in (0, \beta = 1/T)$ is

$$Z = \int Dq D\bar{q} DA \exp[-S],$$

$$S = \int d^4x [\bar{q}(\gamma_\nu D_\nu - \gamma_4 \hat{\mu} + \hat{m}_0)q + \frac{1}{4}F_{\mu\nu}^2], \quad (2)$$

where $q = (q_u, q_d)^T$ is the two-flavor quark field, $\hat{m}_0 = \text{diag}(m_u, m_d)$ is the current quark mass, and D_ν is the covariant derivative. We take the isospin symmetric limit of $m_u = m_d = m_0$.

The chemical potential matrix $\hat{\mu}$ is defined by $\hat{\mu} = \text{diag}(\mu_u, \mu_d)$ with the u -quark number chemical potential (μ_u) and the d -quark one (μ_d). This is equivalent to introducing the baryon and isospin chemical potentials, μ_B and μ_{iso} , coupled respectively to the baryon charge \bar{B} and to the isospin charge \bar{I}_3 :

$$\hat{\mu} = \mu_q \tau_0 + \mu_I \tau_3 \quad (3)$$

with

$$\mu_q = \frac{\mu_u + \mu_d}{2} = \frac{\mu_B}{3}, \quad \mu_I = \frac{\mu_u - \mu_d}{2} = \frac{\mu_{\text{iso}}}{2}, \quad (4)$$

where τ_0 is the unit matrix and τ_i ($i = 1, 2, 3$) are the Pauli matrices in flavor space. Note that μ_I is half the isospin chemical potential (μ_{iso}). For later convenience, the dimensionless chemical potentials, θ_y ($y = u, d, q, I$), are introduced by $\mu_y = iT\theta_y$.

Now, we transform the quark field q as

$$q \rightarrow (\exp[i\theta_u \tau / \beta] q_u, \exp[i\theta_d \tau / \beta] q_d)^T = \exp[i\theta_q \tau / \beta] (\cos[\theta_I \tau / \beta] \tau_0 + i \sin[\theta_I \tau / \beta] \tau_3) q. \quad (5)$$

This transformation leads Z to

$$Z = \int Dq D\bar{q} DA \exp[-S],$$

$$S = \int d^4x [\bar{q}(\gamma_\nu D_\nu + \hat{m}_0)q + \frac{1}{4}F_{\mu\nu}^2] \quad (6)$$

with the boundary conditions

$$q_u(x, \beta) = -\exp[i(\theta_q + \theta_I)] q_u(x, 0),$$

$$q_d(x, \beta) = -\exp[i(\theta_q - \theta_I)] q_d(x, 0). \quad (7)$$

Under the \mathbb{Z}_3 transformation, i.e., the first and second transformations of (1), Z keeps the same form as (6), but the boundary conditions are changed into

$$\begin{aligned} q_u(x, \beta) &= -\exp[i(\theta_q + \theta_I - 2\pi k/3)]q_u(x, 0), \\ q_d(x, \beta) &= -\exp[i(\theta_q - \theta_I - 2\pi k/3)]q_d(x, 0). \end{aligned} \quad (8)$$

The functional form of (6) with the boundary conditions (8) means $Z(\theta_q - 2\pi k/3, \theta_I)$. Since the \mathbb{Z}_3 transformation corresponds to the redefinition of fields in the path integration, we can reach the equality

$$Z(\theta_q, \theta_I) = Z(\theta_q - 2\pi k/3, \theta_I). \quad (9)$$

Further, using (7), one can see that

$$Z(\theta_q, \theta_I) = Z(\theta_q, \theta_I + 2\pi), \quad (10)$$

$$Z(\theta_q + \pi, \theta_I) = Z(\theta_q, \theta_I + \pi). \quad (11)$$

In the isospin symmetric limit $m_u = m_d$, Z is invariant under the interchange $u \leftrightarrow d$. This means that

$$Z(\theta_q, \theta_I) = Z(\theta_q, -\theta_I). \quad (12)$$

Furthermore, Z is invariant under charge conjugation, when θ_q and θ_I are transformed as $\theta_q \rightarrow -\theta_q$ and $\theta_I \rightarrow -\theta_I$. This indicates that

$$Z(\theta_q, \theta_I) = Z(-\theta_q, -\theta_I). \quad (13)$$

Equations (12) and (13) show that

$$Z(\theta_q, \theta_I) = Z(-\theta_q, \theta_I). \quad (14)$$

Thus, Z is θ_q -even and θ_I -even. The relations (9), (11), (12) and (14) lead to new ones

$$Z(\theta_q, \pi \pm \theta_I) = Z(\theta_q + \pi, \pm \theta_I) = Z(\theta_q + \pi/3, \theta_I), \quad (15)$$

$$Z(\pi/3 - \theta_q, \theta_I) = Z(\theta_q - \pi/3, \theta_I) = Z(\theta_q + \pi, \theta_I) = Z(\theta_q, \theta_I + \pi). \quad (16)$$

The thermodynamic potential $\Omega_{\text{QCD}} = -T \ln(Z)/V$ and the chiral condensate $\sigma = d\Omega_{\text{QCD}}/dm_0$ have the same symmetries as Z in (9)-(16).

Making the fermionic path integration in (2), one can get the determinant $\det \Delta$ with $\Delta = \gamma_\nu D_\nu - \gamma_4 \hat{\mu} + \hat{m}_0$. This determinant is real, since $\hat{\mu}^* = -\hat{\mu}$ and then [35]

$$(\det \Delta)^* = \det \Delta^\dagger = \det(\gamma_5 \Delta \gamma_5) = \det \Delta. \quad (17)$$

Further, Δ has an explicit form of

$$\begin{aligned} \det \Delta &= \det [m_0^2 I + (\sigma \cdot D - \mu_u I)^\dagger (\sigma \cdot D - \mu_u I)] \\ &\times \det [m_0^2 I + (\sigma \cdot D - \mu_d I)^\dagger (\sigma \cdot D - \mu_d I)], \end{aligned} \quad (18)$$

where I is the 2×2 unit matrix and $\sigma \cdot D = ID_4 + i\vec{\sigma} \cdot \vec{D}$. Each of the first and second determinants on the right-hand side of (18) is the square of a real number. Hence, $\det \Delta$ is positive in the case (i) that both μ_q and μ_l are imaginary.

Similarly, in the case (ii) that μ_q is imaginary and μ_l is real, $\hat{\mu}$ satisfies $\hat{\mu}^* = -\tau_1 \hat{\mu} \tau_1$ and then [35]

$$(\det \Delta)^* = \det \Delta^\dagger = \det(\gamma_5 \tau_1 \Delta \tau_1 \gamma_5) = \det \Delta. \quad (19)$$

This shows that $\det \Delta$ is real. Furthermore, the determinant is given by

$$\begin{aligned} \det \Delta &= \det [m_0^2 I + (\sigma \cdot D - \mu_d I)^\dagger (\sigma \cdot D - \mu_u I)] \\ &\times \det [m_0^2 I + (\sigma \cdot D - \mu_u I)^\dagger (\sigma \cdot D - \mu_d I)]. \end{aligned} \quad (20)$$

This determinant is also the square of a real number and then positive. Thus, in both cases of (i) and (ii), LQCD has no sign problem.

The Polyakov loop $\hat{\Phi}$ and its Hermitian conjugate $\hat{\Phi}^\dagger$ are defined as

$$\hat{\Phi} = \frac{1}{N} \text{Tr} L, \quad \hat{\Phi}^\dagger = \frac{1}{N} \text{Tr} L^\dagger, \quad (21)$$

with

$$L(\mathbf{x}) = \mathcal{P} \exp \left[i \int_0^\beta d\tau A_4(\mathbf{x}, \tau) \right], \quad (22)$$

where \mathcal{P} is the path ordering and $A_4 = iA^0$. These are not invariant under the extended \mathbb{Z}_3 transformation (1), so that their vacuum expectation values do not have the RW periodicity. We then introduce the modified Polyakov loop and its Hermitian conjugate,

$$\hat{\Psi}_f = \exp(i\theta_f) \hat{\Phi}, \quad \hat{\Psi}_f^\dagger = \exp(-i\theta_f) \hat{\Phi}^\dagger \quad (23)$$

for $f = u, d$. These are invariant under the transformation (1). Their vacuum expectation values $\Psi_f = \langle \hat{\Psi}_f \rangle$ and $\Psi_f^* = \langle \hat{\Psi}_f^\dagger \rangle$ have the same symmetries as Z in (9)-(11); note that Ψ_f^* is the complex conjugate of Ψ_f because Z is real.

In the chiral limit, QCD has the chiral $SU_L(2) \times SU_R(2)$ symmetry when $\mu_{\text{iso}} = 0$. However, at $\mu_{\text{iso}} \neq 0$ this symmetry is reduced to $U_{I_3L}(1) \times U_{I_3R}(1)$, where $I_3 = \tau_3/2$ is the third component of the isospin operator. Evidently, this symmetry can also be presented as $U_{I_3}(1) \times U_{AI_3}(1)$, where $U_{I_3}(1)$ is the isospin subgroup and $U_{AI_3}(1)$ is the axial isospin subgroup. Quarks are transformed under these subgroups as $q \rightarrow \exp(i\alpha\tau_3)q$ and $q \rightarrow \exp(i\alpha\gamma_5\tau_3)q$, respectively. In the case of $m_u = m_d > 0$, only the $U_{I_3}(1)$ symmetry survives.

When QCD vacuum keeps the $U_v(1)$ and $U_{I_3}(1)$ symmetries, the baryon charge $\bar{B} = V\langle \bar{q}\gamma_4 q \rangle$ is either zero or integer and the isospin charge $\bar{I}_3 = V\langle \bar{q}\gamma_4 I_3 q \rangle$ is also either zero or half-integer. In the partition function Z of (2), the baryon- and the isospin-charge operator, $\bar{q}\gamma_4 q$ and $\bar{q}\gamma_4 I_3 q$, appear through the form $\exp(2i\theta_1 \bar{q}\gamma_4 I_3 q + i\theta_q \bar{q}\gamma_4 q)$. Therefore, θ_1 and θ_q have periodicities (10) and (11). Meanwhile, if the pion condensation occurs, the $U_{I_3}(1)$ symmetry is spontaneously broken and hence the isospin charge is neither zero nor half-integer anymore. In this situation, QCD vacuum does not have periodicities (10) and (11). We will then prove that the pion condensation does not take place at imaginary μ_{iso} . Son and Stephanov [35] show for real μ_{iso} that the pion condensation emerges when $|\mu_{\text{iso}}| > m_\pi$, where m_π is the pion mass. For simplicity, we take $\mu_q = 0$, because the quark-number chemical potential does not break the $U_{I_3}(1)$ symmetry. Following their discussion in Ref. [35], we use the chiral perturbation theory that is applicable at μ_{iso} smaller than the chiral scale (the ρ meson mass). The chiral Lagrangian for pion field $\Sigma \in SU(2)$ with finite μ_{iso} is [35]

$$\mathcal{L}_{\text{eff}} = \frac{f_\pi^2}{4} \text{Tr} \nabla_\nu \Sigma \nabla_\nu \Sigma^\dagger - \frac{m_\pi^2 f_\pi^2}{2} \text{Re Tr} \Sigma \quad (24)$$

with flavor covariant derivatives

$$\begin{aligned} \nabla_0 \Sigma &= \partial_0 \Sigma - \frac{\mu_{\text{iso}}}{2} (\tau_3 \Sigma - \Sigma \tau_3), \\ \nabla_0 \Sigma^\dagger &= \partial_0 \Sigma^\dagger + \frac{\mu_{\text{iso}}}{2} (\Sigma^\dagger \tau_3 - \tau_3 \Sigma^\dagger), \end{aligned} \quad (25)$$

where f_π is the pion decay constant. In the effective theory, the condensate $\bar{\Sigma}$ is described by

$$\bar{\Sigma} = \tau_0 \cos \alpha + i\tau_1 \sin \alpha. \quad (26)$$

The tilt angle α is determined by minimizing the vacuum energy (the static part of \mathcal{L}_{eff})

$$\mathcal{L}_{\text{eff}}^{\text{st}} = \frac{(f_\pi \mu_{\text{iso}})^2}{2} [(x - a)^2 - 1 - a^2] \quad (27)$$

with $x = \cos \alpha$ and $a = (m_\pi/\mu_{\text{iso}})^2$. Here, the static part has been obtained by inserting (26) into (24). Noting that $-1 \leq x \leq 1$, one can find for real μ_{iso} that the static Lagrangian becomes minimum at $x = 1$ ($\alpha = 0$) when $a > 1$ ($\mu_{\text{iso}} < m_\pi$) and at $x = a$ ($\alpha = \arccos(m_\pi/\mu_{\text{iso}})$) when $a < 1$ ($\mu_{\text{iso}} > m_\pi$) [35]. The fact that $x = 1$ and then $\bar{\Sigma} = \tau_0$ at $\mu_{\text{iso}} < m_\pi$ means that the pion condensation does not take place there.

As expected from (12), the static Lagrangian is μ_{iso} -even and then a function of μ_{iso}^2 . Hence, the static Lagrangian with imaginary isospin chemical potential $\mu_{\text{iso}} = i\nu$ is given by substituting $i\nu$ for μ_{iso} in (27):

$$\mathcal{L}_{\text{eff}}^{\text{st}} = -\frac{(f_\pi \nu)^2}{2} [(x+b)^2 - 1 - b^2] \quad (28)$$

with $b = (m_\pi/\nu)^2$. This static Lagrangian is minimum at $x = 1$ for any value of ν . Therefore, the pion condensation does not occur at imaginary μ_{iso} . The PNJL model can reproduce this property, as shown in Sec. III.

The absence of the pion condensation at imaginary μ_{iso} can be understood intuitively as follows. For real μ_{iso} , the Bose-Einstein distribution function has an infrared divergence at $\mu_{\text{iso}} \geq m_\pi$. This induces the Bose-Einstein Condensation, that is, the pion condensation. For imaginary μ_{iso} , such a divergence never happens and then no pion condensation occurs.

Putting $x = 1$ in (28), one can obtain

$$\mathcal{L}_{\text{eff}}^{\text{st}} = -(f_\pi m_\pi)^2. \quad (29)$$

Thus, in the limit $T \rightarrow 0$, the static potential (the thermodynamic potential) is independent of imaginary μ_{iso} . The PNJL model can reproduce this property, as shown later.

III. PNJL MODEL

The two-flavor PNJL Lagrangian in Euclidean spacetime is

$$\mathcal{L} = \bar{q}(\gamma_\nu D_\nu - \gamma_4 \hat{\mu} + \hat{m}_0)q + G_s[(\bar{q}q)^2 + (\bar{q}i\gamma_5 \vec{\tau}q)^2] - \mathcal{U}(\Phi[A], \Phi[A]^*, T), \quad (30)$$

where $D_\nu = \partial_\nu - iA_\nu$. The field A^ν is defined as $A^\nu = gA_4^a \frac{\lambda_a}{2} \delta_{\nu 4}$ with the gauge field A_a^ν , the Gell-Mann matrix λ_a and the gauge coupling g . In the NJL sector, G_s denotes the coupling constant of the scalar-type four-quark interaction. The Polyakov potential \mathcal{U} , defined in (38), is a function of the Polyakov loop Φ and its complex conjugate Φ^* . In the case of $m_0 = \mu_1 = 0$, the

PNJL Lagrangian has the $SU_L(2) \times SU_R(2) \times U_v(1) \times SU_c(3)$ symmetry. In the case of $m_0 \neq 0$ and $\mu_1 \neq 0$, it is reduced to $U_{I_3}(1) \times U_v(1) \times SU_c(3)$.

In the Polyakov gauge, L can be written in a diagonal form in color space [13]:

$$L = e^{i\beta(\phi_3\lambda_3 + \phi_8\lambda_8)} = \text{diag}(e^{i\beta\phi_a}, e^{i\beta\phi_b}, e^{i\beta\phi_c}), \quad (31)$$

where $\phi_a = \phi_3 + \phi_8/\sqrt{3}$, $\phi_b = -\phi_3 + \phi_8/\sqrt{3}$ and $\phi_c = -(\phi_a + \phi_b) = -2\phi_8/\sqrt{3}$. The Polyakov loop Φ is an exact order parameter of the spontaneous \mathbb{Z}_3 symmetry breaking in the pure gauge theory. Although the \mathbb{Z}_3 symmetry is not exact in the system with dynamical quarks, it still seems to be a good indicator of the deconfinement phase transition. Therefore, we use Φ to define the deconfinement phase transition.

The spontaneous breakings of the chiral and the $U_{I_3}(1)$ symmetry are described by the chiral condensate $\sigma = \langle \bar{q}q \rangle$ and the charged pion condensate [22]

$$\pi^\pm = \frac{\bar{\pi}}{\sqrt{2}} e^{\pm i\varphi} = \langle \bar{q} i\gamma_5 \tau_\pm q \rangle, \quad (32)$$

where $\tau_\pm = (\tau_1 \pm i\tau_2)/\sqrt{2}$. Since the phase φ represents the direction of the $U_{I_3}(1)$ symmetry breaking, we take $\varphi = 0$ for convenience. The pion condensate is then expressed by

$$\bar{\pi} = \langle \bar{q} i\gamma_5 \tau_1 q \rangle. \quad (33)$$

The mean field (MF) Lagrangian is obtained by [22]

$$\begin{aligned} \mathcal{L}_{\text{MF}} &= \bar{q}(\gamma_\nu D_\nu - \gamma_4 \hat{\mu} + M\tau_0 + N i\gamma_5 \tau_1)q \\ &\quad - G_s[\sigma^2 + \bar{\pi}^2] - \mathcal{U} \end{aligned} \quad (34)$$

where $M = m_0 - 2G_s\sigma$ and $N = -2G_s\bar{\pi}$. Performing the path integral in the PNJL partition function

$$Z_{\text{PNJL}} = \int Dq D\bar{q} \exp \left[- \int d^4x \mathcal{L}_{\text{MF}} \right], \quad (35)$$

one can obtain the thermodynamic potential Ω (per unit volume),

$$\begin{aligned} \Omega &= -T \ln(Z_{\text{PNJL}})/V \\ &= -2 \sum_{i=\pm} \int \frac{d^3\mathbf{p}}{(2\pi)^3} \left[3E_i(\mathbf{p}) + \frac{1}{\beta} \ln [1 + 3(\Phi + \Phi^* e^{-\beta E_i^-(\mathbf{p})}) e^{-\beta E_i^-(\mathbf{p})} + e^{-3\beta E_i^-(\mathbf{p})}] \right] \\ &\quad + \frac{1}{\beta} \ln [1 + 3(\Phi^* + \Phi e^{-\beta E_i^+(\mathbf{p})}) e^{-\beta E_i^+(\mathbf{p})} + e^{-3\beta E_i^+(\mathbf{p})}] + G_s[\sigma^2 + \bar{\pi}^2] + \mathcal{U} \end{aligned} \quad (36)$$

with

$$E_{\pm}(\mathbf{p}) = \sqrt{(E(\mathbf{p}) \pm \mu_1)^2 + N^2}, \quad (37)$$

$E_{\pm}^{\pm}(\mathbf{p}) = E_{\pm}(\mathbf{p}) \pm \mu_q$ and $E(\mathbf{p}) = \sqrt{\mathbf{p}^2 + M^2}$. Obviously, Ω does not have discrete symmetries (10) and (11), when $\bar{\pi} \neq 0$.

On the right-hand side of (36), only the first term diverges, and it is then regularized by the three-dimensional momentum cutoff Λ [13, 17]. The parameter set, $\Lambda = 631.5$ MeV, $G_s = 5.498$ [GeV⁻²] and $m_0 = 5.5$ MeV, can reproduce the pion decay constant $f_{\pi} = 93.3$ MeV and the pion mass $M_{\pi} = 138$ MeV at $T = 0$ [10]. We then adopt these values for Λ , G_s and m_0 . We use \mathcal{U} of Ref. [18] that is fitted to LQCD data in the pure gauge theory at finite T [38, 39]:

$$\mathcal{U} = T^4 \left[-\frac{a(T)}{2} \Phi^* \Phi + b(T) \ln(1 - 6\Phi\Phi^* + 4(\Phi^3 + \Phi^{*3}) - 3(\Phi\Phi^*)^2) \right], \quad (38)$$

$$a(T) = a_0 + a_1 \left(\frac{T_0}{T}\right) + a_2 \left(\frac{T_0}{T}\right)^2, \quad b(T) = b_3 \left(\frac{T_0}{T}\right)^3 \quad (39)$$

where parameters are summarized in Table I. The Polyakov potential yields a first-order deconfinement phase transition at $T = T_0$ in the pure gauge theory. The original value of T_0 is 270 MeV determined from the pure gauge LQCD data, but the PNJL model with this value of T_0 yields somewhat larger value of the pseudocritical temperature at zero chemical potential than the full LQCD simulation [40, 41] predicts. Therefore, we rescale T_0 to 212 MeV [31].

a_0	a_1	a_2	b_3
3.51	-2.47	15.2	-1.75

TABLE I: Summary of the parameter set in the Polyakov-potential sector determined in Ref. [18]. All parameters are dimensionless.

The classical variables $X = \Phi, \Phi^*, \sigma$ and $\bar{\pi}$ satisfy the stationary conditions,

$$\partial\Omega/\partial X = 0. \quad (40)$$

The solutions of the stationary conditions do not give the global minimum of Ω necessarily. There is a possibility that they yield a local minimum or even a maximum. We then have checked that the solutions yield the global minimum when the solutions $X(\theta_q, \theta_1)$ are inserted into (36).

Now we numerically confirm that the pion condensation does not occur at imaginary μ_1 . For simplicity, we set $\mu_q = 0$, since the quark-number chemical potential does not break the $U_{I_3}(1)$

symmetry. For this purpose, we search for the potential minimum by varying Φ , Φ^* and σ with $\bar{\pi}$ fixed. The potential surface $\bar{\Omega}(\bar{\pi})$ thus obtained is a function of $\bar{\pi}$ and drawn in Fig. 1, where T is taken to be 175 MeV. Three cases of $\theta_1 = 0, \pi/2$ and π are represented by the solid, dashed and dotted curves, respectively. For the three cases, the global minimum is always located at $\bar{\pi} = 0$. The curvature around the minimum becomes large as θ_1 increases. This means that the vacuum becomes more stable for larger θ_1 .

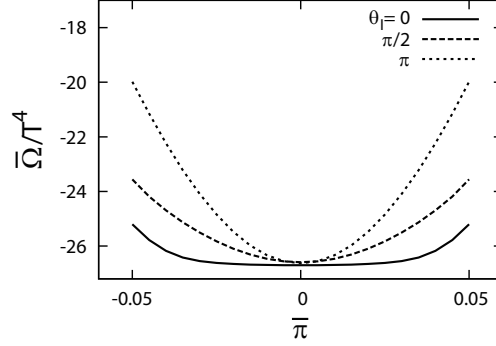


Fig. 1: Potential surface as a function of $\bar{\pi}$ at $T = 175$ MeV and $\theta_q = 0$. The solid, dashed and dotted curves denote three cases of $\theta_1 = 0, \pi/2$ and π , respectively.

Therefore, we can set $\bar{\pi} = 0$. In this situation, the transformation (5) reduces \mathcal{L}_{MF} of (34) to

$$\mathcal{L}_{\text{MF}} = \bar{q}(\gamma_\nu D_\nu + M\tau_0)q - G_s\sigma^2 - \mathcal{U} \quad (41)$$

with the boundary conditions (7). Note that this procedure breaks down if $\bar{\pi} \neq 0$, since the operator $\bar{q}i\gamma_5\tau_1 q$ is not invariant under the transformation (5). Following Sec. II, one can show that the thermodynamic potential Ω has the same symmetries as Z in (9)-(16). This statement is proven below more explicitly.

Under the fact that $\bar{\pi} = 0$, Ω is reduced to a simpler form

$$\begin{aligned} \Omega = & -2 \sum_{f=u,d} \int \frac{d^3\mathbf{p}}{(2\pi)^3} \left[3E(\mathbf{p}) + \frac{1}{\beta} \ln [1 + 3(\Phi + \Phi^* e^{-\beta E_f^-(\mathbf{p})})e^{-\beta E_f^-(\mathbf{p})} + e^{-3\beta E_f^-(\mathbf{p})}] \right. \\ & \left. + \frac{1}{\beta} \ln [1 + 3(\Phi^* + \Phi e^{-\beta E_f^+(\mathbf{p})})e^{-\beta E_f^+(\mathbf{p})} + e^{-3\beta E_f^+(\mathbf{p})}] \right] + G_s\sigma^2 + \mathcal{U}. \end{aligned} \quad (42)$$

where $E_f^\pm(\mathbf{p}) = E(\mathbf{p}) \pm \mu_f = E(\mathbf{p}) \pm i\theta_f/\beta$. Obviously, Ω has discrete symmetries (10) and (11). In the limit of $T = 0$, on the right-hand side of (42) the first term including $3E(\mathbf{p})$ and the term $G_s\sigma^2 + \mathcal{U}$ survive, and hence Ω has no μ_q and μ_l dependences there.

The thermodynamic potential Ω of (42) is not invariant under the \mathbb{Z}_3 transformation,

$$\Phi \rightarrow \Phi e^{-i2\pi k/3}, \quad \Phi^* \rightarrow \Phi^* e^{i2\pi k/3}, \quad (43)$$

although \mathcal{U} of (38) is invariant. Instead of the \mathbb{Z}_3 symmetry, however, Ω is invariant under the extended \mathbb{Z}_3 transformation,

$$e^{\pm i\theta_q} \rightarrow e^{\pm i\theta_q} e^{\pm i\frac{2\pi k}{3}}, \quad \Phi \rightarrow \Phi e^{-i\frac{2\pi k}{3}}, \quad \Phi^* \rightarrow \Phi^* e^{i\frac{2\pi k}{3}}. \quad (44)$$

This is easily understood as follows. It is convenient to introduce the modified Polyakov loop $\Psi_f \equiv e^{i\theta_f} \Phi$ and $\Psi_f^* \equiv e^{-i\theta_f} \Phi^*$ that are invariant under the transformation (44) and have the same symmetries as Z in (10)-(11). The extended \mathbb{Z}_3 transformation is then rewritten into

$$e^{\pm i\theta_q} \rightarrow e^{\pm i\theta_q} e^{\pm i\frac{2\pi k}{3}}, \quad \Psi_f \rightarrow \Psi_f, \quad \Psi_f^* \rightarrow \Psi_f^*, \quad (45)$$

and Ω is also into

$$\begin{aligned} \Omega = & -2 \sum_{f=u,d} \int \frac{d^3\mathbf{p}}{(2\pi)^3} \left[3E(\mathbf{p}) + \frac{1}{\beta} \ln [1 + 3\Psi_f e^{-\beta E(\mathbf{p})} + 3\Psi_f^* e^{-2\beta E(\mathbf{p})} e^{3i\theta_f} + e^{-3\beta E(\mathbf{p})} e^{3i\theta_f}] \right. \\ & \left. + \frac{1}{\beta} \ln [1 + 3\Psi_f^* e^{-\beta E(\mathbf{p})} + 3\Psi_f e^{-2\beta E(\mathbf{p})} e^{-3i\theta_f} + e^{-3\beta E(\mathbf{p})} e^{-3i\theta_f}] \right] + G_s \sigma^2 + \mathcal{U}. \end{aligned} \quad (46)$$

Obviously, Ω is invariant under the extended \mathbb{Z}_3 transformation (45), since it is a function of only extended \mathbb{Z}_3 invariant quantities, $e^{3i\theta_f} = e^{3i\theta_q} e^{\pm 3i\theta_l}$ (+ for u-quark and – for d-quark) and $X (= \Psi_f, \Psi_f^*, \sigma)$. The explicit θ_q dependence appears only through the factor $e^{3i\theta_q}$ in (46). Hence, the stationary conditions (40) show that $X = X(e^{3i\theta_q})$. Inserting the solutions back to (46), one can see that $\Omega = \Omega(e^{3i\theta_q})$. Thus, X and Ω have the RW periodicity,

$$X(\theta_q + \frac{2\pi k}{3}) = X(\theta_q), \quad \Omega(\theta_q + \frac{2\pi k}{3}) = \Omega(\theta_q), \quad (47)$$

and then

$$\Phi(\theta_q + \frac{2\pi k}{3}) = e^{-i2\pi k/3} \Phi(\theta_q). \quad (48)$$

The thermodynamic potential Ω of (46) is invariant under the transformation $\theta_l \rightarrow -\theta_l$, indicating that Ω is θ_l -even. The thermodynamic potential Ω is also invariant under the $\theta_q \rightarrow -\theta_q$ transformation, if Ψ_f is replaced by Ψ_f^* . This means that the solutions of the stationary condition (40) satisfy

$$\Psi_f(\theta_q) = \Psi_f^*(-\theta_q), \quad (49)$$

indicating that Ω is θ_q -even. Furthermore, Ω of (46) satisfies the symmetries (10) and (11). These properties, together with the RW periodicity, guarantee that Ω of PNJL has the same symmetries as Z of QCD in (9)-(16). The symmetries (9)-(16) are visualized by numerical calculations in Sec. IV.

Particularly at $\theta_I = \pi/2$, Ω has a periodicity of $\pi/3$ in θ_q , because taking θ_I to $\pi/2$ in (15) leads to

$$\Omega(\theta_q, \pi/2) = \Omega(\theta_q + \pi/3, \pi/2). \quad (50)$$

As shown in (42), Ω is a sum of the thermodynamic potential $\Omega_u(\theta_u)$ for u -quark and that $\Omega_d(\theta_d)$ for d -quark, i.e., $\Omega = \Omega_u(\theta_u) + \Omega_d(\theta_d)$, and $\Omega_f(\theta_f)$ is a periodic even function of $3\theta_f$. Hence, Ω_f can be expanded by $\cos(3k\theta_f)$ with integer k . We then have

$$\Omega = \sum_k a_k [\cos(3k\theta_u) + \cos(3k\theta_d)]. \quad (51)$$

At lower temperature such as $T \lesssim 2T_c$, where T_c is the pseudocritical temperature of the deconfinement transition at $\mu_q = \mu_I = 0$, the coefficients $\{a_k\}$ of the expansion have the property that the a_k with $k \geq 2$ are small [32]. In particular when $\theta_I = \pi/2$, Ω is reduced to

$$\Omega \approx 2a_0 + a_1 [\cos(3\theta_q + 3\pi/2) + \cos(3\theta_q - 3\pi/2)] = 2a_0 \quad (52)$$

for any θ_q . Accordingly, when $\theta_I = \pi/2$, Ω has a periodicity of $\pi/3$ in θ_q , but the dependence is quite weak. This property is also visualized by numerical calculations in Sec. IV.

IV. NUMERICAL RESULTS

A. θ_q dependence

θ_q dependence of Ω , the quark number density $n_q = -d\Omega/d(iT\theta_q)$ and the isospin number density $n_I = -d\Omega/d(iT\theta_I)$ is investigated in this subsection. The thermodynamic potential Ω is real and θ_q -even, so that n_q and n_I are pure imaginary. n_q is θ_q -odd and θ_I -even. n_I is θ_q -even and θ_I -odd.

As for $\theta_I = 0$, it is known that, at temperature above $T_{\text{RW}} = 1.1T_c = 190$ MeV [31], $d\Omega/d\theta_q$ is discontinuous at $\theta_q = \pi/3 \bmod 2\pi/3$; note that $T_c = 173$ MeV in the present PNJL calculation. This discontinuity is called the RW phase transition. At such higher temperatures, three \mathbb{Z}_3 vacua

emerge alternatively in variation of θ_q , that is, the first vacuum appears in the region (I) $-\pi/3 < \theta_q < \pi/3$, the second one in the region (II) $\pi/3 < \theta_q < \pi$ and the third one in the region (III) $-\pi < \theta_q < -\pi/3$. As a result of this mechanism, $d\Omega/d\theta_q$ becomes discontinuous at boundaries of the three regions [33, 34]. The charge conjugation is an exact symmetry on the boundaries. It is preserved below T_{RW} , but spontaneously broken above T_{RW} [33].

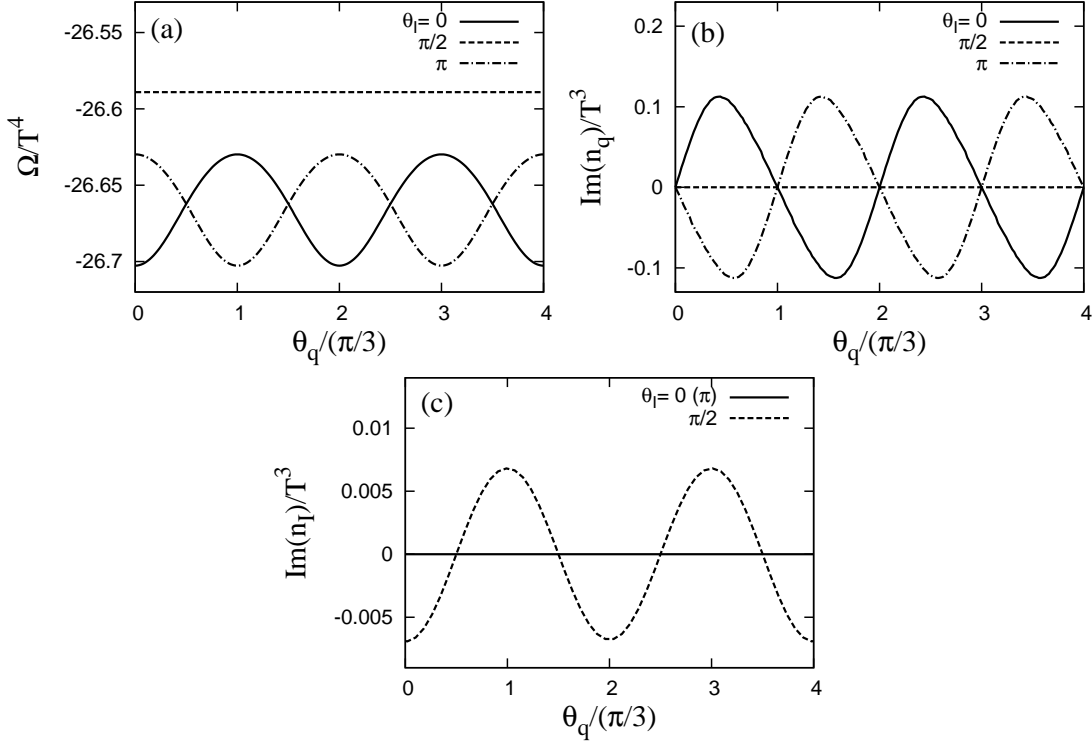


Fig. 2: θ_q dependence of (a) Ω/T^4 , (b) $\text{Im}[n_q]/T^3$ and (c) $\text{Im}[n_I]/T^3$ at $T = 175$ MeV. Three cases of $\theta_I = 0, \pi/2$ and π are represented by solid, dashed and dot-dashed curves, respectively.

Now, we consider $T = 175$ MeV as a typical temperature below T_{RW} . Figure 2 presents θ_q dependence of Ω/T^4 , the imaginary parts $\text{Im}[n_q/T^3]$ and $\text{Im}[n_I/T^3]$ for three cases of $\theta_I = 0, \pi/2$ and π . These quantities have the RW periodicity and are smooth at any θ_q , as expected. Further, Ω and n_I are θ_q -even, while n_q is θ_q -odd. In the case of $\theta_I = \pi/2$, Ω is almost constant and $\text{Im}[n_q]$ is then nearly zero, as expected from (52); precisely, they have a periodicity of $\pi/3$, but the θ_q dependence is quite weak. Meanwhile, $\text{Im}[n_I]$ is zero when $\theta_I = 0$ and π , because it is θ_I -odd and satisfies (11). As for the case of $\theta_I = \pi/2$, $\text{Im}[n_I]$ has the RW periodicity clearly.

Figure 3 shows the same quantities as Fig. 2, but its temperature is $T = 250$ MeV higher than T_{RW} . The RW periodicity is seen also in this figure. In the case of $\theta_I = 0$, Ω and n_I have cusps at $\theta_q = \pi/3 \bmod 2\pi/3$, while n_q is discontinuous there. This discontinuity means the RW phase

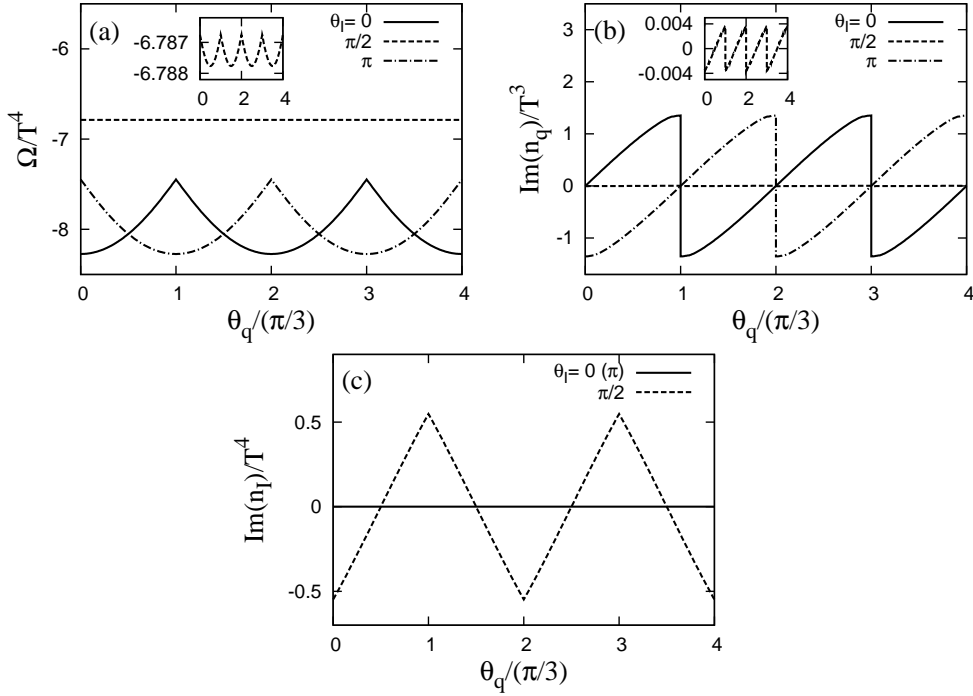


Fig. 3: θ_q dependence of (a) Ω/T^4 , (b) $\text{Im}[n_q]/T^3$ and (c) $\text{Im}[n_I]/T^3$ at $T = 250$ MeV. Three cases of $\theta_I = 0, \pi/2$ and π are taken. In the panel (c), the solid and dot-dashed lines agree with the x axis. Definitions of curves are the same as in Fig. 2. In the insets, these quantities at $\theta_I = \pi/2$ are magnified.

transition. When $\theta_I = \pi/2$, Ω is almost constant, as expected from (52), and $\text{Im}[n_q]$ is tiny everywhere. In the insets where Ω and $\text{Im}[n_q]$ at $\theta_I = \pi/2$ are magnified, as expected from (16), Ω and $\text{Im}[n_I]$ have cusps at $\theta_q = 0 \bmod \pi/3$, while $\text{Im}[n_q]$ is discontinuous there. As for the case of $\theta_I = \pi/2$, thus, the RW phase transition occurs at $\theta_q = 0 \bmod \pi/3$. Equation (16) yields a relation

$$\Omega(\theta_q - \pi/3, \theta_I + \pi) = \Omega(\theta_q, \theta_I). \quad (53)$$

As a consequence of this symmetry, in Figs. 2 and 3, the dot-dashed curves are obtained by shifting the corresponding solid curves by $\pi/3$ in the θ_q direction.

The discontinuity between the right- and left-hand limits of $\text{Im}[n_q(\theta_q)]$ as θ_q approaches $\pi/3$, i.e., $\text{Im}[n_q(+\pi/3) - n_q(-\pi/3)]$, decreases as θ_I increases from 0 and disappears at $\theta_I = \pi/2 + \delta(T)$, as shown later in Fig. 7(b) and 8(e). Here, $\delta(T)$ numerically obtained is a small number depending on T weakly:

$$\delta(T) = 0.00016 \times (T - 250) \quad (54)$$

for $T \geq 212$ MeV. Since the discontinuity of $\text{Im}[n_q(\theta_q)]$ means the RW phase transition, $\theta_I = \pi/2 + \delta(T)$ represents a location of an endpoint of the RW phase transition. Further discussion on the endpoint is made later in Sec. IV E.

For simplicity, our discussion begins with the case of $T = 250$ MeV, since $\delta(T) = 0$ there. Figure 4 (a) presents θ_q dependence of Ω/T^4 for five cases of $\theta_I = 0, \pi/8, \pi/4, 3\pi/8$ and $\pi/2$. These results show that the RW phase transition occurs at $\theta_q = \pi/3 \text{ mod } 2\pi/3$ when $0 \leq \theta_I < \pi/2$. Figure 4 (b) represents the location of the RW phase transition in θ_q - θ_I plane by solid lines. As mentioned above, when $0 \leq \theta_I < \pi/2$, the RW phase transition occurs at $\theta_q = \pi/3 \text{ mod } 2\pi/3$. This RW phase transition is also seen at $-\pi/2 < \theta_I < 0$, because Ω is θ_I -even. Furthermore, (53) indicates that the RW phase transition occurs also at $\theta_q = 0 \text{ mod } 2\pi/3$ when $\pi/2 < \theta_I < 3\pi/2$. This is clearly seen in Fig. 4.

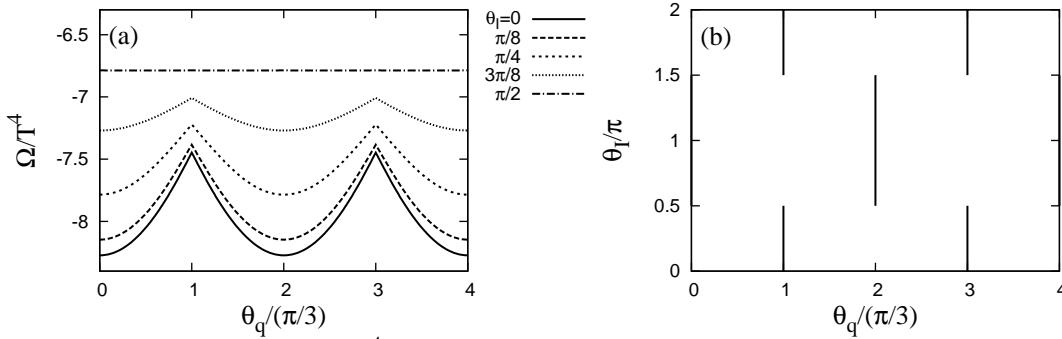


Fig. 4: (a) θ_q dependence of Ω/T^4 for five cases of $\theta_I = 0$ (solid curve), $\pi/8$ (thick dashed curve), $\pi/4$ (thin dashed curve), $3\pi/8$ (dotted curve) and $\pi/2$ (dot-dashed curve). (b) Phase diagram in θ_q - θ_I plane. The solid lines represent the RW phase transition. For both the panels, $T = 250$ MeV.

For other T larger than 212 MeV, $\delta(T)$ is not zero. This makes the situation a bit more complicated. Following the logic mentioned above, we can find that the RW phase transition occurs at $\theta_q = \pi/3 \text{ mod } 2\pi/3$ when $-\pi/2 - \delta(T) < \theta_I < \pi/2 + \delta(T)$ and also at $\theta_q = 0 \text{ mod } 2\pi/3$ when $\pi/2 - \delta(T) < \theta_I < 3\pi/2 + \delta(T)$. This behavior in the vicinity of $\theta_I = \pi/2$ is confirmed in Fig. 5 that presents the phase diagram in θ_q - θ_I plane at (a) $T = 220$ MeV and (b) $T = 300$ MeV. Note that $\delta(T)$ is negative in panel (a), but positive in panel (b).

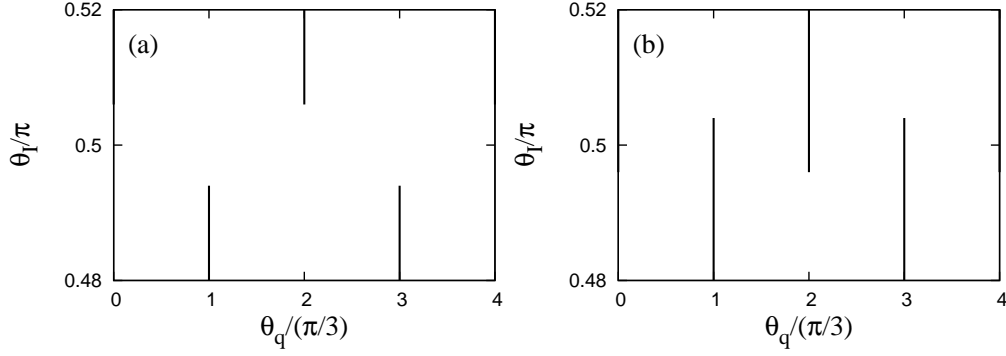


Fig. 5: Phase diagram in θ_q - θ_I plane at (a) $T = 220$ MeV and (b) $T = 300$ MeV in the vicinity of $\theta_I = \pi/2$. The solid lines represent the RW phase transition.

B. θ_I dependence

θ_I dependence of Ω , n_q and n_I is investigated in this subsection. Equations (10) and (12) lead to a relation

$$\Omega(\theta_q, \pi - \theta_I) = \Omega(\theta_q, \theta_I - \pi) = \Omega(\theta_q, \theta_I + \pi). \quad (55)$$

Thus, θ_I dependence of Ω is symmetric with respect to the axis $\theta_I = \pi$. Differentiating (55) with respect to θ_q , one can see that θ_q -odd quantities such as n_q have the same symmetry as θ_q -even ones such as Ω :

$$n_q(\theta_q, \pi - \theta_I) = n_q(\theta_q, \theta_I - \pi) = n_q(\theta_q, \theta_I + \pi). \quad (56)$$

In contrast, differentiating (55) with respect to θ_q leads to the fact that the θ_I dependence of the θ_I -odd quantities such as n_I is asymmetric with respect to the axis $\theta_I = \pi$:

$$-n_I(\theta_q, \pi - \theta_I) = n_I(\theta_q, \theta_I + \pi). \quad (57)$$

Taking θ_q to $\pi/6$ in (16), one can find

$$\Omega(\pi/6, \theta_I) = \Omega(\pi/6, \theta_I + \pi), \quad n_I(\pi/6, \theta_I) = n_I(\pi/6, \theta_I + \pi), \quad (58)$$

indicating that θ_q -even quantities such as Ω and n_I have a periodicity of π in θ_I when $\theta_q = \pi/6$. Similarly, differentiating (16) with respect to θ_q and setting θ_q to $\pi/6$, we can get

$$n_q(\pi/6, \theta_I) = -n_q(\pi/6, \theta_I + \pi). \quad (59)$$

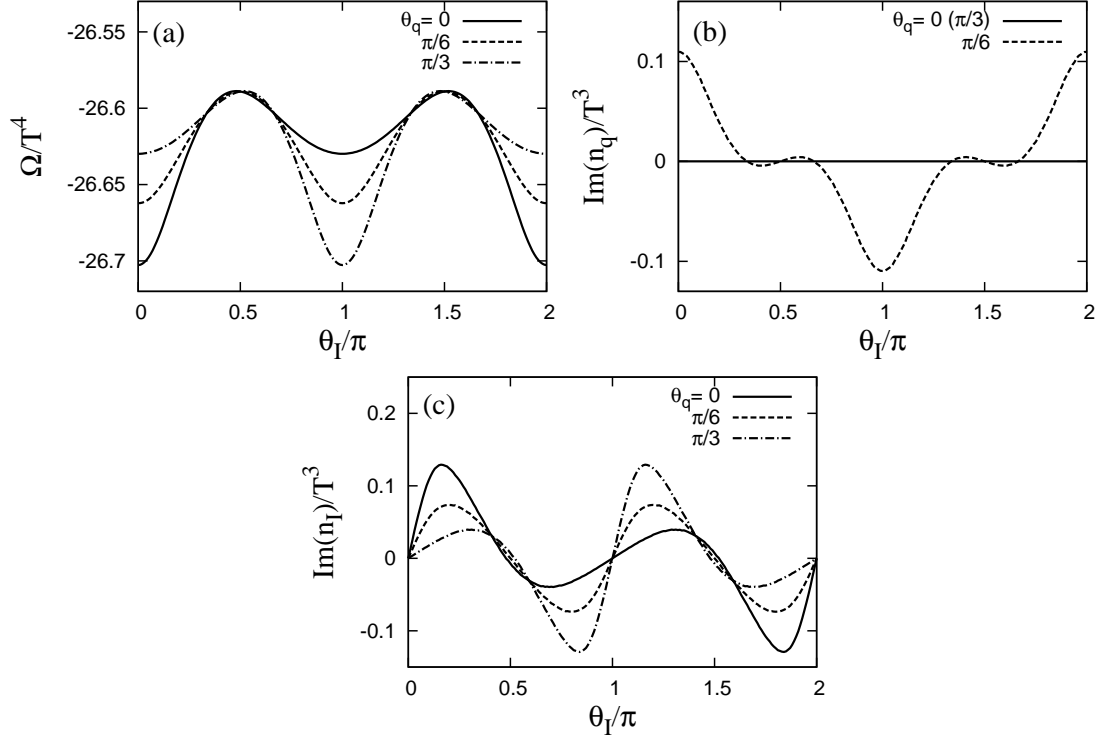


Fig. 6: θ_I dependence of (a) Ω/T^4 , (b) $\text{Im}[n_q]/T^3$ and (c) $\text{Im}[n_I]/T^3$ at $T = 175$ MeV. Three cases of $\theta_q = 0, \pi/6$ and $\pi/3$ are taken. In panel (b), the solid and dot-dashed lines agree with the x axis.

Thus, $n_q(\pi/6, \theta_I)$ has an anti-periodicity of π in θ_I , that is, the sign of n_q is changed by the transformation $\theta_I \rightarrow \theta_I + \pi$. These properties of (55)-(59) are seen below in Figs. 6 and 7.

Figure 6 presents θ_I dependence of Ω/T^4 , $\text{Im}[n_q]/T^3$ and $\text{Im}[n_I]/T^3$ at $\theta_q = 0, \pi/6$ and $\pi/3$ for the case of $T = 175$ MeV that is just above $T_c = 173$ MeV and below T_{RW} . The quantities Ω and $\text{Im}[n_q]$ are symmetric with respect to the axis $\theta_I = \pi$, while $\text{Im}[n_I]$ is asymmetric with respect to the axis, as predicted by (55) - (57). These are smooth everywhere in θ_I , and have a periodicity of 2π for all θ_q . For $\theta_q = \pi/6$, Ω , $\text{Im}[n_I]$ ($\text{Im}[n_q]$) has a periodicity (anti-periodicity) of π in θ_I , as expected from (58) and (59). Below T_{RW} , $\text{Im}[n_q]$ is smooth at any θ_q . Hence, θ_q -odd quantities like $\text{Im}[n_q]$ are zero at $\theta_q = 0$ and $\pi/3 \text{ mod } 2\pi/3$. In panels (a) and (b), as a result of the property of (52), all curves almost meet at $\theta_I = \pi/2$ and $3\pi/2$. As predicted by (53), in all panels, the dot-dashed curve for the case of $\theta_q = \pi/3$ is obtained by shifting the solid one for the case of $\theta_q = 0$ by π in the θ_I direction.

Figure 7 shows the same quantities as Fig. 6, but T is taken to be 250 MeV as an example of temperature above T_{RW} . Again, Ω and $\text{Im}[n_q]$ are symmetric with respect to the axis $\theta_I = \pi$,

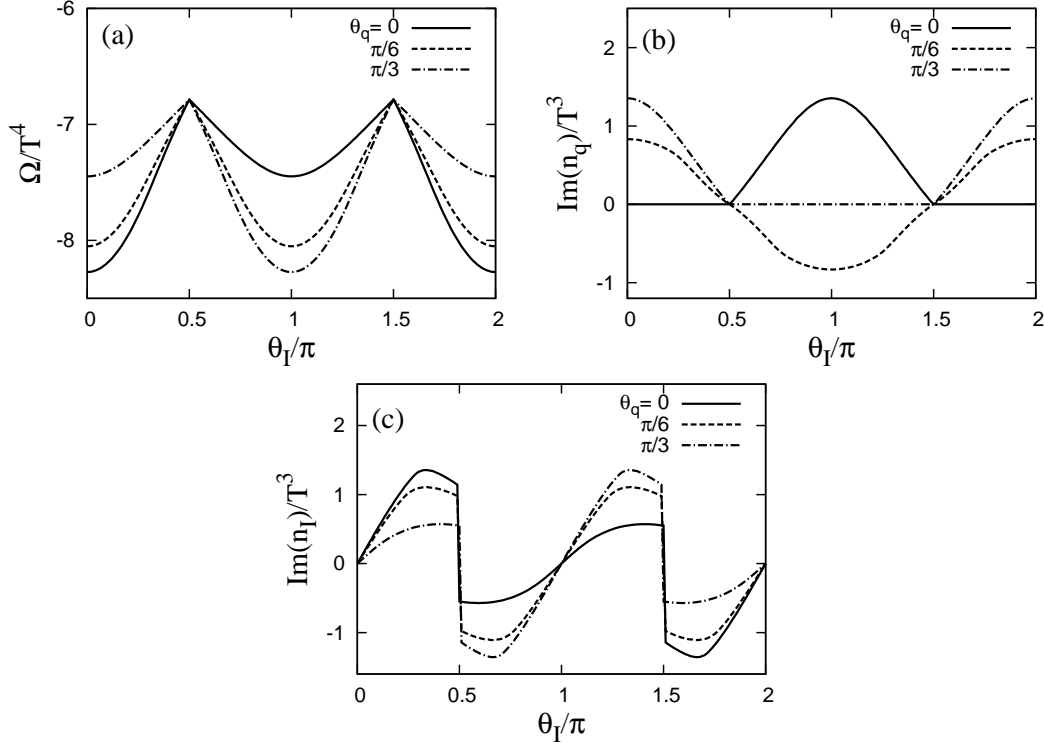


Fig. 7: θ_I dependence of (a) Ω/T^4 , (b) $\text{Im}[n_q]/T^3$ and (c) $\text{Im}[n_I]/T^3$ at $T = 250$ MeV. Three cases of $\theta_q = -0, \pi/6$ and $\pi/3 - 0$ are taken.

while $\text{Im}[n_I]$ is asymmetric with respect to the axis. All the quantities have a periodicity of 2π in θ_I for all θ_q . For $\theta_q = \pi/6$, Ω and $\text{Im}[n_I]$ have a periodicity of π in θ_I , while $\text{Im}[n_q]$ has an anti-periodicity of π in θ_I . Hereafter, we consider the right-hand (left-hand) limit of $f(x)$ as x approaches a and denote it by $f(x)|_{x=a\pm 0}$. As predicted by (53), the dot-dashed curve for the case of $\theta_q = \pi/3 - 0$ is obtained by shifting the solid one for the case of $\theta_q = -0$ by π in the θ_I direction. All curves almost meet at $\theta_I = \pi/2$ and $3\pi/2$. θ_I -even quantities such as Ω and n_q have cusps at $\theta_q = \pi/2 \bmod \pi$, so that θ_I -odd quantities such as n_I are discontinuous there. These singular behaviors represent the RW phase transition.

C. Thermodynamics as a function of θ_q and θ_I

Figure 8 presents Ω/T^4 , $\text{Im}[n_q]/T^3$ and $\text{Im}[n_I]/T^3$ as a function of θ_q and θ_I in the case of $T = 175$ and 250 MeV. The symmetries (53)-(59) are seen as a bird's eye view. This result is consistent with LQCD ones [37]; in particular, discrete symmetry (59) is clearly seen in the LQCD data. If the pion condensate is nonzero, the symmetries (53)-(59) break down, as shown in

Sec. III. Hence, the fact that LQCD has symmetry (53) means that the pion condensation does not take place also in LQCD simulation.

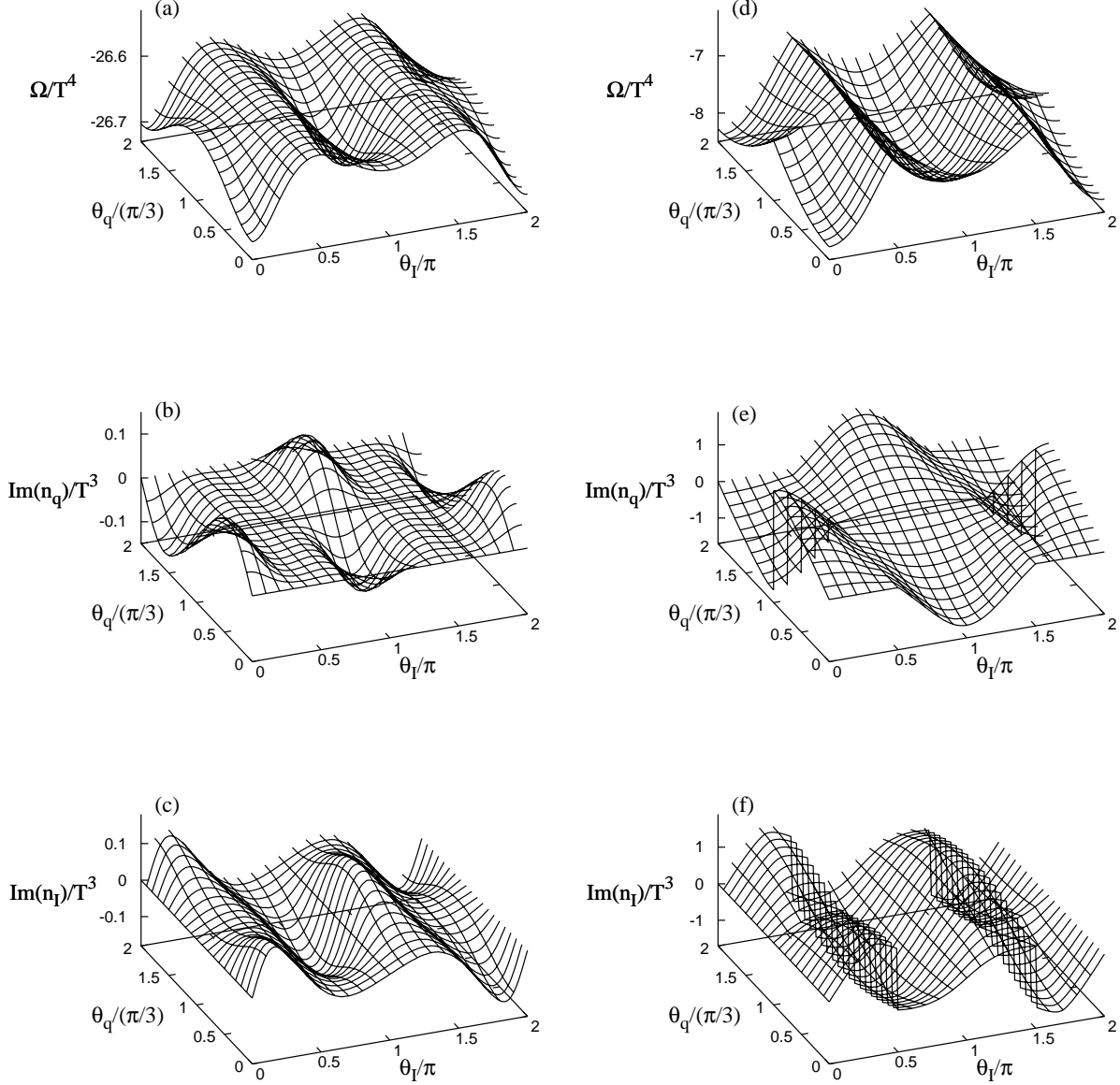


Fig. 8: Ω/T^4 , $\text{Im}[n_q]/T^3$ and $\text{Im}[n_l]/T^3$ as a function of θ_q and θ_l . Panels (a), (b) and (c) correspond to 175 MeV, while panels (d), (e) and (f) to 250 MeV.

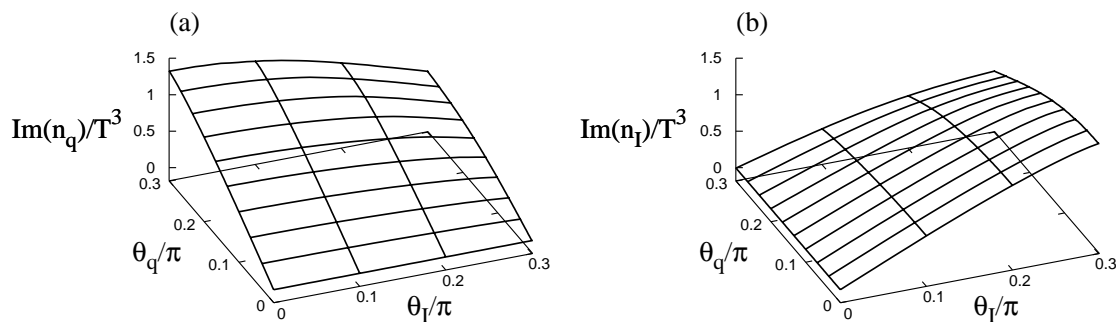


Fig. 9: (a) $\text{Im}[n_q]/T^3$ and (b) $\text{Im}[n_I]/T^3$ as a function fo θ_q and θ_I for the case of $T = 250\text{MeV}$.

D. Comparison of PNJL results with LQCD results

LQCD data are available at temperatures below and above T_{RW} in Ref. [37], where the lattice size is $16^3 \times 4$ and the forth-rooted KS fermion is taken. The quark and isospin number densities, $\text{Im}[n_q]/T^3$ and $\text{Im}[n_I]/T^3$, shown in Fig. 8 are qualitatively consistent with the corresponding LQCD results presented in Figs. 2, 3, 9 and 10 of Ref. [37]. For the case of $T > T_{\text{RW}}$, the consistency is more clearly seen in Fig. 9 where $\text{Im}[n_q]/T^3$ and $\text{Im}[n_I]/T^3$ are plotted in the same scale, $\theta_q/\pi < 0.3$ and $\theta_I/\pi < 0.3$, as Figs. 9 and 10 of Ref. [37]. In Ref. [37], LQCD data on n_q and n_I are fitted by the hadron resonance gas (HRG) model [42] for the case of $T \leq T_c$, since the model is one of the most reliable models at $T < T_c$ and also at $T = T_c$ the model is successful in fitting the LQCD data by adding correction terms to it. This makes more precise comparison possible for $T \leq T_c$.

In the HRG model, $\text{Im}[n_q]$ and $\text{Im}[n_I]$ are obtained by sums of free-gas densities over kinds of particles [37]:

$$\text{Im}[n_q]/T^3 = \sum_{B,I \geq 0} 3B W_{B,I}(T) \bar{\delta}(I) \sin(3B\theta_q) \cos(2I\theta_I), \quad (60)$$

$$\text{Im}[n_I]/T^3 = \sum_{B,I \geq 0} 2I W_{B,I}(T) \bar{\delta}(B) \cos(3B\theta_q) \sin(2I\theta_I), \quad (61)$$

where $\bar{\delta}(n) = 1 - \delta_{n,0}/2$ and $B(I)$ is the baryon (isospin) number of particle. The parameters are fitted to LQCD data in $\theta_q - \theta_I$ plane. The resultant values are summarized in Table II.

Figure 10 presents $\text{Im}[n_q]/T^3$ and $\text{Im}[n_I]/T^3$ at $T = 0.951T_c$. The solid (dotted) lines stand for the PNJL (HRG) results. In panels (a) and (b) where $\text{Im}[n_q]/T^3$ is plotted, the PNJL result is

T	$W_{0,1}$	$W_{0,2}$	$W_{1,1/2}$	$W_{1,3/2}$	$W_{1,5/2}$	$W_{1,7/2}$	$W_{2,1}$	$W_{2,2}$
$0.951T_c$	0.257	0.0106	0.0212	0.0265	0.0009	0.0006	0.00090	...
T_c	0.3214	0.0220	0.0344	0.0393	0.0042	0.0015	0.0031	0.010

TABLE II: Summary of the parameter set of the HRG model in Table IV of Ref. [37].

adjusted to the HRG result at $(\theta_q, \theta_I) = (\pi/6, 0)$ by multiplying the PNJL result by 4. In panels (c) and (d) where $\text{Im}[n_I]/T^3$ is drawn, the PNJL result is fitted to the HRG result at $(\theta_q, \theta_I) = (0, \pi/5)$ by multiplying the PNJL result by 6.1. Oscillatory patterns of the HGM results are well reproduced by the PNJL model.

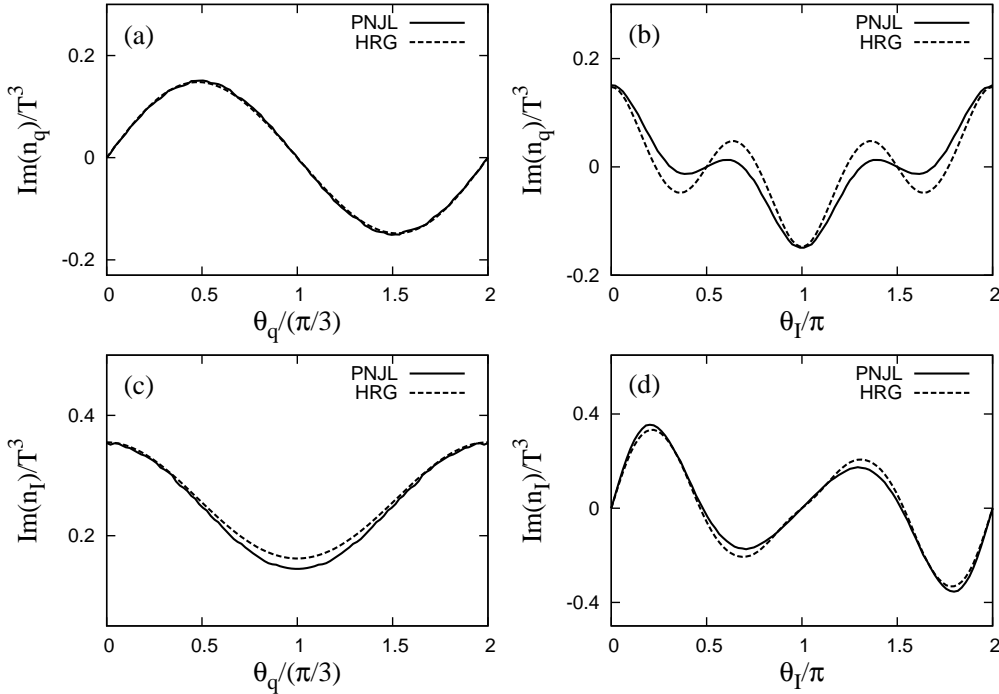


Fig. 10: Comparison of the PNJL model with the HRG model for $\text{Im}[n_q]/T^3$ and $\text{Im}[n_I]/T^3$ at $T = 0.951T_c = 165$ MeV; (a) θ_q dependence of $\text{Im}[n_q]/T^3$ at $\theta_I = 0$, (b) θ_I dependence of $\text{Im}[n_q]/T^3$ at $\theta_q = \pi/6$, (c) θ_q dependence of $\text{Im}[n_I]/T^3$ at $\theta_I = \pi/5$ and (d) θ_I dependence of $\text{Im}[n_I]/T^3$ at $\theta_q = 0$. The solid (dotted) lines denote the PNJL (HRG) results. The PNJL result is multiplied by 4 to fit the HRG result at $(\theta_q, \theta_I) = (\pi/6, 0)$ in panels (a) and (b) and by 6.1 to fit the HRG result at $(\theta_q, \theta_I) = (0, \pi/5)$ in panels (c) and (d).

In Fig. 11, the same analysis is made for $T = T_c$. Again, the PNJL result is adjusted to the

HRG result at $(\theta_q, \theta_I) = (\pi/6, 0)$ by multiplying the PNJL result by 2.15 in panels (a) and (b) and at $(\theta_q, \theta_I) = (0, \pi/5)$ by multiplying the PNJL result by 3.8 in panels (c) and (d). Oscillatory patterns of the HRG results are reasonably reproduced by the PNJL model. Thus, the agreement between the two models becomes better in magnitude as T increases. For the oscillatory pattern, the agreement is reasonably good at both $T = 0.951T_c$ and T_c .

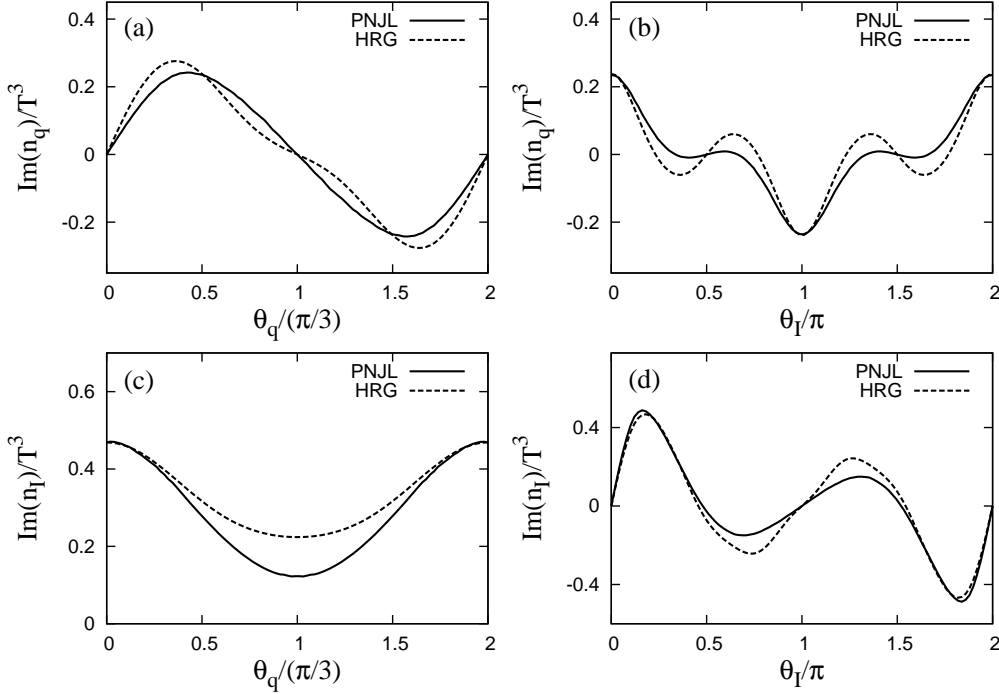


Fig. 11: Comparison of the PNJL model with the HRG model for $\text{Im}[n_q]/T^3$ and $\text{Im}[n_I]/T^3$ at $T = 175$ MeV ($\sim T_c$); (a) θ_q dependence of $\text{Im}[n_q]/T^3$ at $\theta_I = 0$, (b) θ_I dependence of $\text{Im}[n_q]/T^3$ at $\theta_q = \pi/6$, (c) θ_q dependence of $\text{Im}[n_I]/T^3$ at $\theta_I = \pi/5$ and (d) θ_I dependence of $\text{Im}[n_I]/T^3$ at $\theta_q = 0$. Definition of lines is the same as in Fig. 10. The PNJL result is multiplied by 2.15 to fit the HRG result at $(\theta_q, \theta_I) = (\pi/6, 0)$ in panels (a) and (b) and by 3.8 to fit the HRG result at $(\theta_q, \theta_I) = (0, \pi/5)$ in panels (c) and (d).

The success of the PNJL model for the oscillatory pattern may indicate that the pattern is essentially controlled by discrete symmetries of (9)-(16). For magnitudes of $\text{Im}(n_q)$ and $\text{Im}(n_I)$, meanwhile, the PNJL model underestimates LQCD results by a factor of $2 \sim 6$. Here we consider a possible origin of the discrepancy. In Fig. 12(a), $\text{Im}(n_q)$ is plotted as a function of T for the case of $(\theta_q, \theta_I) = (\pi/6, 0)$. At $T = 1.25T_c = 216$ MeV, LQCD data (plus symbol) is larger than the Stefan-Boltzmann high- T limit (dot-dashed line). Meanwhile, the PNJL result (solid curve) is smaller than the limit at $T = 1.25T_c$. The PNJL model is considered to be reliable above T_c .

Actually, for real quark chemical potential, the PNJL prediction on n_q is consistent with LQCD data [17]. We then normalize the LQCD data so that the data at $T = 1.25T_c$ can agree with the PNJL result at $T = 1.25T_c$. The normalized data are shown by cross symbols. At $T = 0.951T_c = 165$ MeV and $T_c = 173$ MeV, the PNJL result is smaller than the normalized data by a factor of about 2. This discrepancy is understandable as follows. Below T_c , in general, hadronic excitations are important, but such an effect is not included in the mean-field approximation used in the present PNJL calculation. The ideal-gas model is considered to be good for $T < T_c$ where hadrons have no decay modes. The ideal-gas model yields $W_{1,1/2} = 0.0315$ for proton and neutron with physical masses. Substituting the value for $W_{1,1/2}$ in (60) and adding this correction to the original $\text{Im}(n_q)$ of the PNJL model, we have new $\text{Im}(n_q)$. The new $\text{Im}(n_q)$ is plotted by the dashed line up to T_c . This line agrees with the normalized LQCD data at $T = 165$ and 173 MeV.

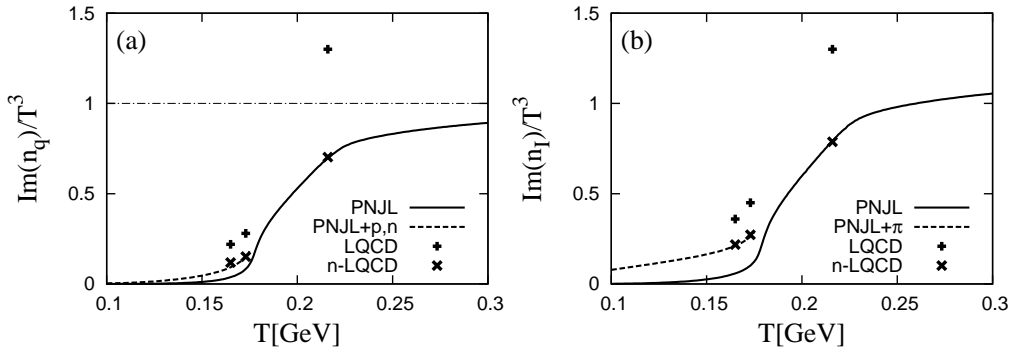


Fig. 12: T dependence of (a) $\text{Im}(n_q)$ at $(\theta_q, \theta_I) = (\pi/6, 0)$ and $\text{Im}(n_I)$ at $(\theta_q, \theta_I) = (0, \pi/5)$. LQCD data are taken from [37]. The original values of LQCD data are plotted by plus symbols. The LQCD data are normalized so as to reproduce the PNJL result at $T = 216$ MeV. The normalized LQCD (n-LQCD) data are shown by cross symbols. The dashed line is the result of the PNJL density plus the free-gas density; as a free particle we take nucleon for $\text{Im}(n_q)$ and pion for $\text{Im}(n_I)$. The dot-dashed line represents $\text{Im}(n_q)$ in the Stefan-Boltzmann limit. The LQCD result is multiplied by 0.53 and 0.60 to fit the PNJL result at $T = 1.25T_c$ in panels (a) and (b), respectively.

The same analysis is possible for $\text{Im}(n_I)$. Figure 12(b) presents $\text{Im}(n_I)$ as a function of T for the case of $(\theta_q, \theta_I) = (0, \pi/5)$. At $T = 216$ MeV, LQCD data (plus symbol) is larger than the PNJL result by a factor of 1.5. Hence the data are normalized so that the data at $T = 216$ MeV can reproduce the corresponding PNJL result. The data thus normalized are shown by cross symbols. At $T = T_c = 165$ and 173 MeV, the PNJL prediction underestimates the normalized LQCD data.

Now the pion free-gas density is added to $\text{Im}(n_1)$, where the pion mass is taken to be 280 MeV (the value of the LQCD calculation [37]). The new $\text{Im}(n_1)$ is plotted by the dashed line up to T_c . The new PNJL result agrees with LQCD data at $T = T_c = 165$ and 173 MeV.

As mentioned in Ref. [37], the HRG model works well at $T < T_c$, but not $T > T_c$. At $T \sim T_c$, corrections of a few percent to the model prediction are needed. This property is seen also in the PNJL result, as shown below.

Noting that n_q is θ_q -odd, we can find from (51) that

$$n_q = \sum_{k=0}^{\infty} a_k \sin(3k\theta_q). \quad (62)$$

The a_k terms with $k > 2$ correspond to corrections to the HRG model. Now, we introduce a partial sum

$$n_q(k_{\max}) = \sum_k^{k_{\max}} a_k \sin(3k\theta_q), \quad (63)$$

where the a_k are evaluated from n_q calculated with the PNJL model. Figure 13 shows θ_q dependence of n_q and $n_q(k_{\max})$ with some values of k_{\max} , where the case of $\theta_1 = 0$ is taken. Panels (a), (b) and (c) correspond to the cases of $T = 165$ MeV ($< T_c$), 175 MeV ($\sim T_c$) and 185 MeV ($> T_c$), respectively. The PNJL result, $n_q = n_q(k_{\max} = \infty)$, is well approximated by $n_q(k_{\max} = 1)$ for $T < T_c$, $n_q(k_{\max} = 2)$ for $T \sim T_c$ and $n_q(k_{\max} = 10)$ for $T > T_c$, as expected. The relative value a_2/a_1 at $T \sim T_c$ is 0.11 for the PNJL result, while 0.12 for the LQCD result. Thus, the PNJL result is consistent with the LQCD result.

E. Phase diagram in μ_1 - T plane

In this subsection, the phase diagram is explored mainly in μ_1 - T plane, since the phase diagram in μ_q - T plane has already been analyzed for the case of $\mu_1 = 0$ in Refs. [30, 31, 33].

Figure 14 presents T dependence of the absolute value $|\Phi|$ and the chiral condensate σ for two cases of $\mu_1 = 0$ and $\pi/2$, where σ is normalized by the value σ_0 at $T = \mu_q = \mu_1 = 0$. Note that $|\Phi|$ is an increasing function of T , while the normalized σ is a decreasing function of T . When $\theta_1 = 0$, both the chiral and the deconfinement transition are crossover, as represented by the solid curves. Their pseudo-critical temperatures are $T_c^x = 216$ MeV for the chiral transition and $T_c^{\text{conf}} = 173$ MeV for the deconfinement transition in the present PNJL calculation, while $T_c^x \approx T_c^{\text{conf}} = 173 \pm 8$ MeV in LQCD calculation [40]. Thus, the correlation between the two

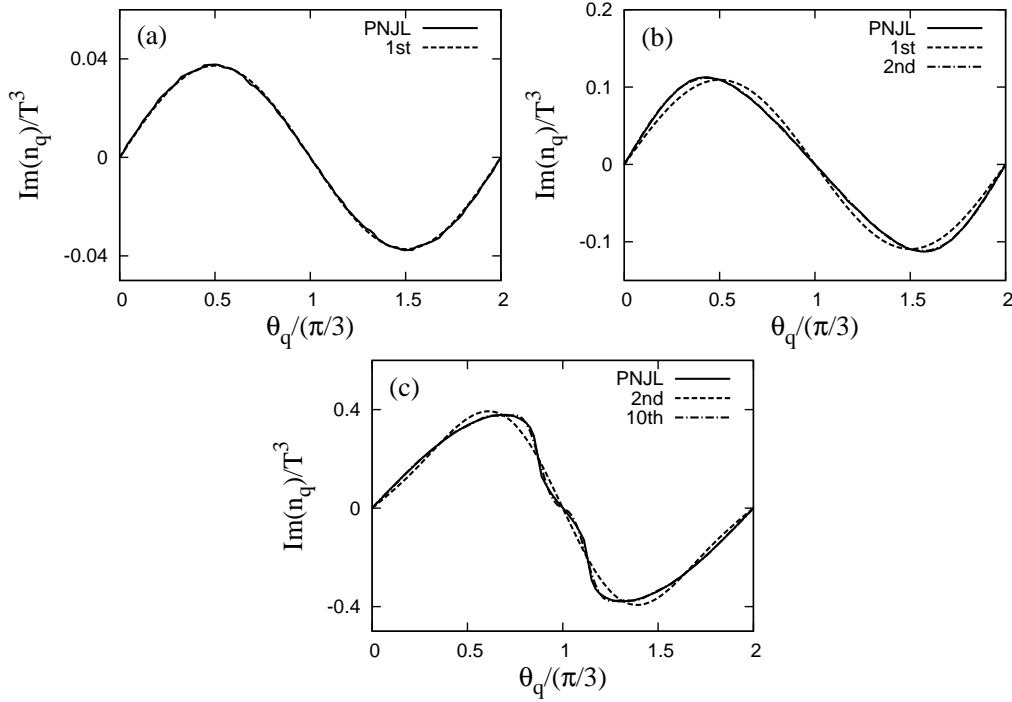


Fig. 13: θ_q dependence of n_q and $n_q(k_{\max})$ for (a) $T = 165 \text{ MeV} < T_c$, (b) $T = 175 \text{ MeV} \sim T_c$ and (c) $T = 185 \text{ MeV} > T_c$. The case of $\theta_I = 0$ is taken.

transitions is weaker in the present PNJL calculation than in the LQCD simulation. In the previous paper [31], therefore, we introduced the scalar-type eight-quark interaction in the PNJL calculation in order to solve this problem; actually, $T_c^\chi \approx T_c^{\text{conf}} = 173 \pm 8 \text{ MeV}$ in the PNJL calculation with the scalar-type eight-quark interaction.

For $\theta_I = \pi/2$, as denoted by the dashed curves in Fig. 14, the deconfinement phase transition becomes first order, while the chiral condensate hardly depends on T . As shown in (52), the u-quark loop contribution to Ω is nearly canceled out by the d-quark one, when $\theta_I = \pi/2$. As a consequence of this cancellation in Ω , σ has a weak T dependence, while T dependence of Φ is controlled by the pure gauge part \mathcal{U} . The potential \mathcal{U} breaks the center symmetry *spontaneously*, when $T \geq T_0 = 212 \text{ MeV}$; as shown in Ref. [33], \mathcal{U} has two local minima at $|\Phi| = 0$ and ~ 0.45 for T near T_0 , and the local minimum at $|\Phi| = 0$ is deeper than the other only when $T < T_0$. Eventually, T_c^{conf} nearly agrees with T_0 and hence becomes much smaller than T_c^χ in the present PNJL calculation with no the eight-quark interaction; i.e., $T_c^{\text{conf}} = 212 \text{ MeV}$ and $T_c^\chi = 455 \text{ MeV}$. The difference between T_c^χ and T_c^{conf} is still large, even if the eight-quark interaction is taken into account; i.e., $T_c^{\text{conf}} = 212 \text{ MeV}$ and $T_c^\chi = 405 \text{ MeV}$.

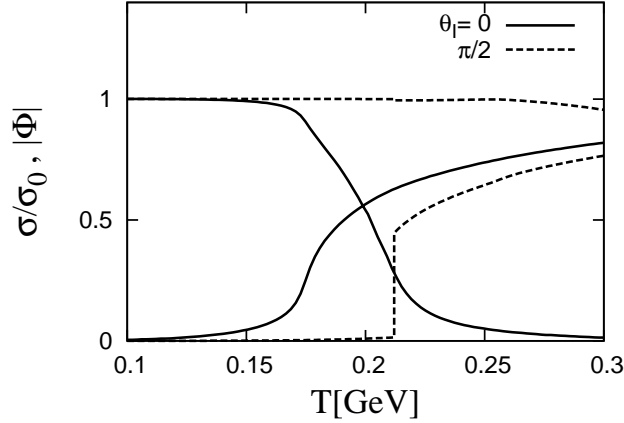


Fig. 14: T dependence of $|\Phi|$ and σ normalized by the value σ_0 at $T = \mu_q = \mu_I = 0$; as T increases, $|\Phi|$ increases but σ decreases. The solid (dashed) curves correspond to the case of $\theta_I = 0$ ($\pi/2$).

Since two-flavor LQCD data are not available at $\theta_I = \pi/2$, it is not clear whether the large difference is realistic. However, it should be noted that LQCD data at $\theta_I = \pi/2$ are available in the 8-flavor case [36]. The data show that the chiral and deconfinement transitions are first order and $T_c^x \approx T_c^{\text{conf}}$. Unfortunately, it is not straightforward to apply the PNJL model to the 8-flavor system, since the LQCD data do not present the pion mass and the pion decay constant and hence we cannot determine the parameters of the PNJL model. If the PNJL calculation is done without changing the parameters from the 2-flavor case, the calculation shows $T_c^x \gg T_c^{\text{conf}}$ and therefore cannot reproduce the LQCD data. This disagreement of the PNJL result with the LQCD data is originated in the fact that the correlation between σ and Φ is weak in the PNJL model. This suggests that Ω of the PNJL model should have a direct coupling term such as $\sigma\Phi\Phi^*$. Thus, the nature of the coincidence between the chiral and deconfinement transitions in LQCD, or the origin of the direct-coupling term between σ and Φ in the PNJL model, is an interesting subject as a future work.

Figure 15 shows the phase diagram of the deconfinement phase transition in θ_I - T plane, where panels (a), (b) and (c) correspond to three cases of $\theta_q = 0, \pi/6$ and $\pi/3$, respectively. The solid curves denote the first-order phase transition, while the dashed lines stand for the crossover transition. Near $\theta_I = \pi/2 \bmod \pi$, the deconfinement phase transition are first order in all the cases. Near $\theta_I = \pi \bmod \pi$, the deconfinement phase transition is first order when $\theta_q = 0$, but crossover when $\theta_q = \pi/6$ and $\pi/3$. The RW phase transition occurs in the area labeled by “RW” between the two dot-dashed lines. The dot-dashed line is a boundary of the area and is called “the RW-like

transition line ” in Ref. [36]. It is a nearly-vertical line starting from point A and is expressed as $\theta_1 = \pi/2 - \delta(T)$ where $\delta(T)$ is defined in (54). Point A is located at $(T_A, \theta_A) = (1.23T_c, 0.494\pi)$ in the present 2-flavor analysis, while 8-flavor LQCD data [36] show $(T_A, \theta_A) = (1.2T_c, 0.48\pi)$. Thus, the present result seems to be consistent with the LQCD data.

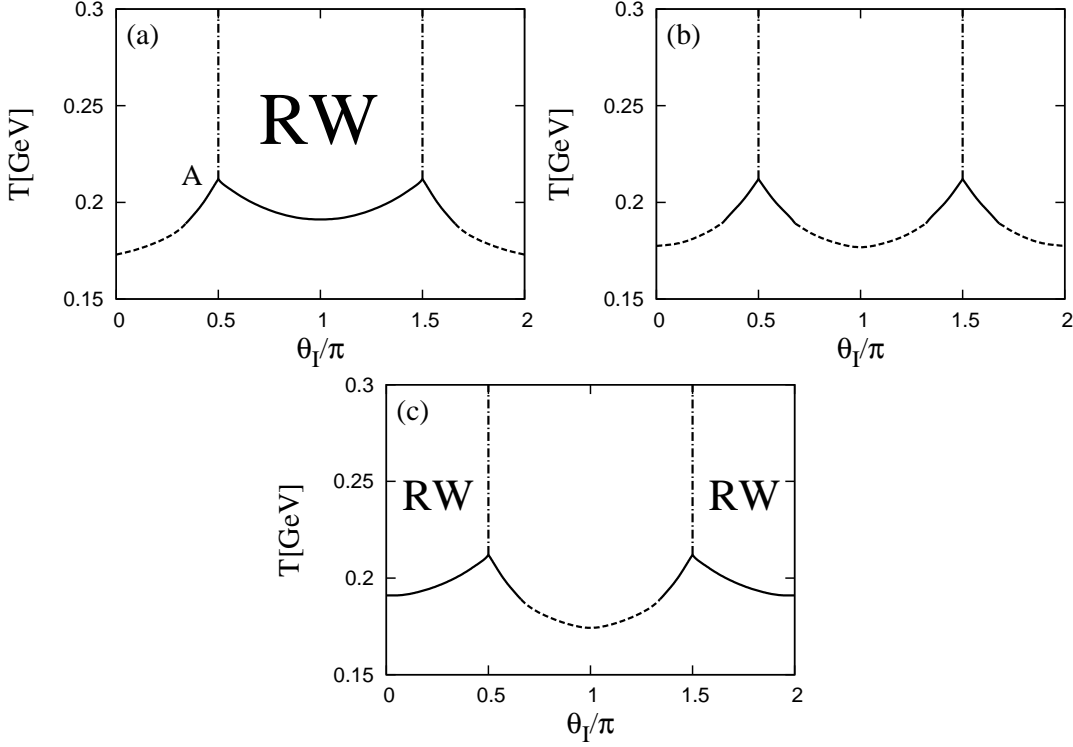


Fig. 15: Phase diagram of the deconfinement phase transition in θ_1 - T plane. Panels (a), (b) and (c) are the cases of $\theta_q = 0, \pi/6$ and $\pi/3$ respectively. The first-order (crossover) transition is denoted by the solid (dashed) curves. The area labeled by “RW” between the two dot-dashed lines represents the region in which the RW phase transition takes place. Point A is located at $(T_A, \theta_A) = (212 \text{ MeV}, 0.494\pi)$.

Figure 16 shows the phase diagram of the deconfinement and the RW phase transition in θ_q - T plane at $\theta_1 = 0$. The solid lines represent the first-order deconfinement transition, while the dashed lines do the crossover deconfinement transition. The dot-dashed lines stand for the RW transition line, while point E denotes an endpoint of the RW transition. In panel (a), the present PNJL model reproduces LQCD data [6] at finite θ_q . The phase diagram near the RW endpoint (point E) is magnified in panel (b). Thus, the RW endpoint is first order in the present PNJL calculation with RRW-type \mathcal{U} [18]; detailed analyses will be made later in Fig. 18. However, it was second order in the previous PNJL calculation [33] with F-type \mathcal{U} [14] in which a form inspired by a strong coupling QCD was taken for \mathcal{U} . Thus, the order of the deconfinement phase transition near the

RW endpoint strongly depends on \mathcal{U} taken. For comparison, the previous PNJL result is plotted together with LQCD data in Fig. 17. Thus, the present calculation gives better agreement with LQCD data than the previous one. In this sense, the present PNJL calculation is more reliable. The result of the present PNJL calculation is consistent with a latest LQCD result [43] in which the order of the RW phase transition at point E is first order for small quark mass, although it is second order for heavy quark mass.

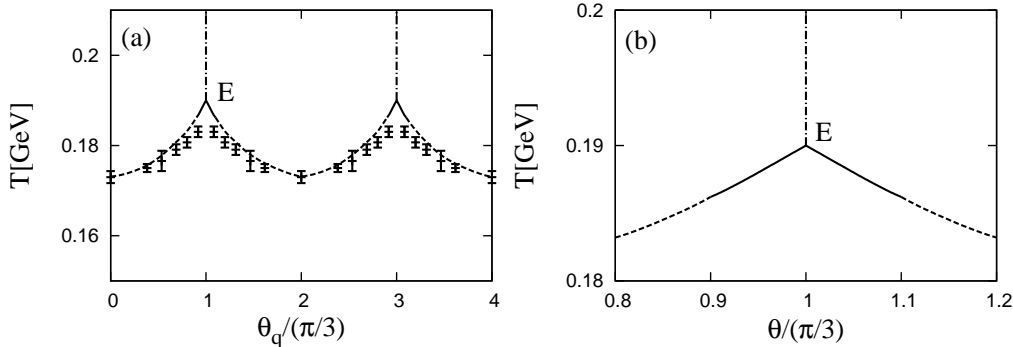


Fig. 16: Phase diagram of the deconfinement and the RW phase transition in θ_q - T plane at $\theta_I = 0$. The solid lines stand for the first-order deconfinement transition, while the dashed lines denote the crossover deconfinement transition. The RW transition is denoted by the dot-dashed curve. Point E is an endpoint of the RW transition. In panel (b), the phase structure near point E is magnified. Lattice data are taken from Ref. [6]; the pseudocritical temperature at $\theta_q = 0$ is assumed to be 173 MeV determined from LQCD calculation of Ref. [40].

Finally, the behavior of the RW transition near endpoint E is analyzed more explicitly. Figure 18(a) shows T dependence of phase ψ of the modified Polyakov-loop Ψ_f at $\theta_q = \pi/3$ and $\theta_I = 0$. The solid line shows the PNJL prediction with RRW-type \mathcal{U} , while the dashed line corresponds to the result of F-type \mathcal{U} . The phase ψ is an order parameter of the RW phase transition [33]. Obviously, the RW phase transition at endpoint E is first order for RRW-type \mathcal{U} , but second order for F-type \mathcal{U} . As shown in Fig. 16 (b), there is a meeting point of the solid and dashed lines at $T = 0.187$ MeV, $\theta_q = 0.93 \times \pi/3$ and $\theta_I = 0$. This is a critical endpoint of the deconfinement phase transition by definition. Figure 18(b) presents the chiral and Polyakov-loop susceptibilities, χ_σ and χ_ϕ , as a function of T at $\theta_q = 0.93 \times \pi/3$ and $\theta_I = 0$, where RRW-type \mathcal{U} is taken. The susceptibilities are divergent at the critical endpoint. Hence, the chiral and deconfinement transitions are second order at the critical endpoint.

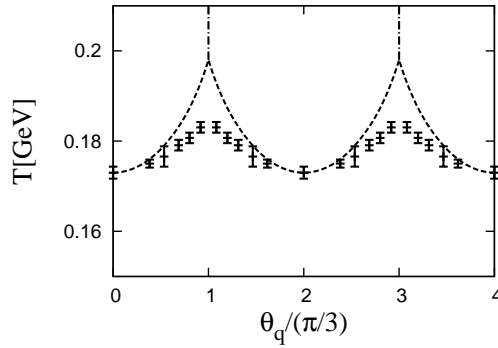


Fig. 17: Phase diagram of the deconfinement and the RW phase transition in θ_q - T plane at $\theta_I = 0$. Here, the Polyakov potential of F-type [14] is taken in the PNJL calculation. See the figure caption of Fig. 16 for definition of lines and lattice data.

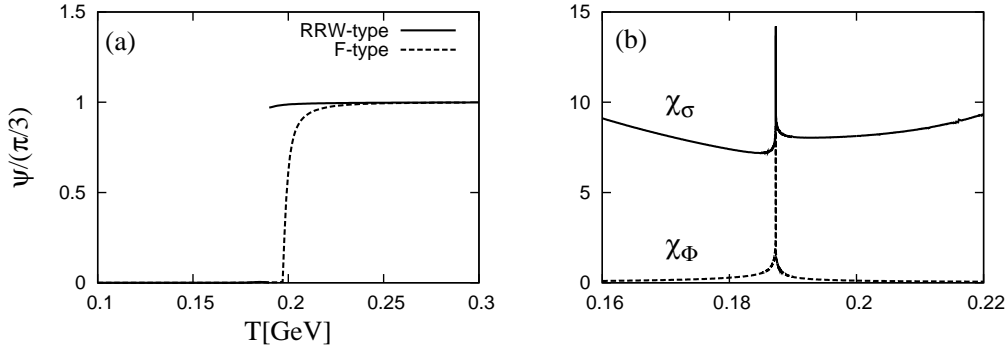


Fig. 18: (a) T dependence of phase ψ of the modified Polyakov-loop Ψ_f at $\theta_q = \pi/3$ and $\theta_I = 0$. The solid line shows the result of RRW-type \mathcal{U} [18], while the dashed line corresponds to the result of F-type \mathcal{U} [14]. (b) T dependence of the chiral and Polyakov-loop susceptibilities, χ_σ and χ_Φ , at $\theta_q = 0.93 \times \pi/3$ and $\theta_I = 0$.

V. SUMMARY

We have explored the phase diagram of two-flavor QCD at imaginary quark-number and isospin chemical potentials, $\mu_q = iT\theta_q$ and $\mu_{iso} = iT\theta_{iso}$. At imaginary μ_{iso} , the pion condensation does not take place. The QCD vacuum is then I_3 symmetric. As a consequence, at imaginary μ_{iso} and μ_q , the partition function (the thermodynamic potential) has discrete symmetries (9)-(11) that are not present at real μ_{iso} and μ_q . The PNJL model possesses all the discrete symmetries, and hence the PNJL results are qualitatively consistent with LQCD data presented very lately [36, 37]. In

particular, LQCD data [37] have symmetry (59) derived from (9)-(16). This indicates that the pion condensation does not occur in the LQCD calculation.

A quantitative comparison of the PNJL model with LQCD data [36, 37] is made at $T \leq T_c$ by using the hadron resonance gas (HRG) model that can reproduce the LQCD data there. As for $\text{Im}[n_q]$ and $\text{Im}[n_I]$, the PNJL result underestimates the HRG result in magnitude, but for θ_q and θ_I dependences the agreement between the two is reasonably good. Thus, the PNJL model is useful at imaginary μ_{iso} and μ_q .

The PNJL model predicts that the RW phase transition occurs at $\theta_q = \pi/3 \bmod 2\pi/3$ when $-\pi/2 - \delta(T) < \theta_I = \theta_{\text{iso}}/2 < \pi/2 + \delta(T)$, while at $\theta_q = 0 \bmod 2\pi/3$ when $\pi/2 - \delta(T) < \theta_I < 3\pi/2 + \delta(T)$, where $\delta(T)$ is given in (54). For the case of $\theta_I = 0$, the RW phase transition is first order at the endpoint in the present PNJL calculation. This is consistent with the latest LQCD data [43]. In a forthcoming paper, we will analyze the relation between imaginary and real θ_I .

Acknowledgments

Authors thank M. Matsuzaki and K. Kashiwa for useful discussions. H. K. also thanks M. Imachi, H. Yoneyama and M. Tachibana for useful discussions. Y. S. is supported by JSPS Research Fellow.

-
- [1] J. B. Kogut and D. K. Sinclair Phys. Rev. D **77**, 114503 (2008).
 - [2] Z. Fodor, and S. D. Katz, Phys. Lett. B **534**, 87 (2002); J. High Energy Phys. **03**, 014 (2002).
 - [3] C. R. Allton, S. Ejiri, S. J. Hands, O. Kaczmarek, F. Karsch, E. Laermann, Ch. Schmidt, and L. Scorzato, Phys. Rev. D **66**, 074507 (2002); S. Ejiri, C. R. Allton, S. J. Hands, O. Kaczmarek, F. Karsch, E. Laermann, and C. Schmidt, Prog. Theor. Phys. Suppl. **153**, 118 (2004).
 - [4] P. de Forcrand and O. Philipsen, Nucl. Phys. **B642**, 290 (2002); P. de Forcrand and O. Philipsen, Nucl. Phys. **B673**, 170 (2003).
 - [5] M. D'Elia and M. P. Lombardo, Phys. Rev. D **67**, 014505 (2003); Phys. Rev. D **70**, 074509 (2004); M. D'Elia, F. D. Renzo, and M. P. Lombardo, Phys. Rev. D **76**, 114509 (2007);
 - [6] H. S. Chen and X. Q. Luo, Phys. Rev. **D72**, 034504 (2005); arXiv:hep-lat/0702025 (2007); L. K. Wu, X. Q. Luo, and H. S. Chen, Phys. Rev. **D76**, 034505 (2007).

- [7] Y. Nambu and G. Jona-Lasinio, Phys. Rev. **122**, 345 (1961); Phys. Rev. **124**, 246 (1961).
- [8] M. Asakawa and K. Yazaki, Nucl. Phys. **A504**, 668 (1989).
- [9] M. Kitazawa, T. Koide, T. Kunihiro, and Y. Nemoto, Prog. Theor. Phys. **108**, 929 (2002).
- [10] K. Kashiwa, H. Kouno, T. Sakaguchi, M. Matsuzaki, and M. Yahiro, Phys. Lett. B **647**, 446 (2007);
K. Kashiwa, M. Matsuzaki, H. Kouno, and M. Yahiro, Phys. Lett. B **657**, 143 (2007); T. Sakaguchi,
K. Kashiwa, M. Matsuzaki, H. Kouno, and M. Yahiro, Centr. Eur. J. Phys. **6**, 116 (2008).
- [11] L. He, M. Jin, and P. Zhuang, Phys. Rev. D **71**, 116001 (2005).
- [12] P. N. Meisinger, and M. C. Ogilvie, Phys. Lett. B **379**, 163 (1996).
- [13] K. Fukushima, Phys. Lett. B **591**, 277 (2004).
- [14] K. Fukushima, Phys. Rev. D **77**, 114028 (2008); Phys. Rev. D **78**, 114019 (2008); Phys. Rev. D **79**,
074015 (2009);
- [15] S. K. Ghosh, T. K. Mukherjee, M. G. Mustafa, and R. Ray, Phys. Rev. D **73**, 114007 (2006).
- [16] E. Megías, E. R. Arriola, and L. L. Salcedo, Phys. Rev. D **74**, 065005 (2006).
- [17] C. Ratti, M. A. Thaler, and W. Weise, Phys. Rev. D **73**, 014019 (2006); C. Ratti, S. Rößner,
M. A. Thaler, and W. Weise, Eur. Phys. J. C **49**, 213 (2007).
- [18] S. Rößner, C. Ratti, and W. Weise, Phys. Rev. D **75**, 034007 (2007).
- [19] M. Ciminale, R. Gatto, N. D. Ippolito, G. Nardulli, and M. Ruggieri, Phys. Rev. D **77**, 054023 (2008);
M. Ciminale, G. Nardulli, M. Ruggieri, and R. Gatto, Phys. Lett. B **657**, 64 (2007).
- [20] C. Sasaki, B. Friman, and K. Redlich, Phys. Rev. D **75**, 074013 (2007).
- [21] B. -J. Schaefer, J. M. Pawłowski, and J. Wambach, Phys. Rev. D **76**, 074023 (2007).
- [22] Z. Zhang, and Y. -X. Liu, Phys. Rev. C **75**, 064910 (2007).
- [23] S. Mukherjee, M. G. Mustafa, and R. Ray, Phys. Rev. D **75**, 094015 (2007).
- [24] H. Hansen, W. M. Alberico, A. Beraudo, A. Molinari, M. Nardi, and C. Ratti, Phys. Rev. D **75**,
065004 (2007); P. Costa, C. A. de Sousa, M. C. Ruivo, and H. Hansen, arXiv:hep-ph/0801.3616
(2008); P. Costa, M. C. Ruivo, C. A. de Sousa, H. Hansen, and W. M. Alberico, Phys. Rev. D **79**,
116003 (2009).
- [25] K. Kashiwa, H. Kouno, M. Matsuzaki, and M. Yahiro, Phys. Lett. B **662**, 26 (2008); K. Kashiwa,
Y. Sakai, H. Kouno, M. Matsuzaki, and M. Yahiro, J. Phys. G **36**, 105001 (2009).
- [26] W. J. Fu, Z. Zhang, and Y. X. Liu, Phys. Rev. D **77**, 014006 (2008); Phys. Rev. D **79**, 074011 (2009);
- [27] H. Abuki, M. Ciminale, R. Gatto, G. Nardulli, and M. Ruggieri, Phys. Rev. D **77**, 074018 (2008);
H. Abuki, M. Ciminale, R. Gatto, N. D. Ippolito, G. Nardulli, and M. Ruggieri, Phys. Rev. D **78**,

- 014002 (2008); H. Abuki, R. Anglani, R. Gatto, and G. Nardulli, Phys. Rev. D **78**, 034034 (2008); H. Abuki, Prog. Theor. Phys. Suppl. **174**, 66 (2008); H. Abuki, M. Ciminale, R. Gatto, and M. Ruggieri, Phys. Rev. D **79**, 034021 (2009).
- [28] S. Rößner, T. Hell, C. Ratti, and W. Weise, Nucl. Phys. **A814**, 118 (2008); T. Hell, S. Rößner, M. Cristoforetti, and W. Weise, Phys. Rev. D **79**, 014022 (2009).
- [29] H. Abuki and K. Fukushima, Phys. Lett. B **676**, 57 (2009).
- [30] Y. Sakai, K. Kashiwa, H. Kouno, and M. Yahiro, Phys. Rev. D **77**, 051901(R) (2008); Phys. Rev. D **78**, 036001 (2008); Y. Sakai, K. Kashiwa, H. Kouno, M. Matsuzaki, and M. Yahiro, Phys. Rev. D **78**, 076007 (2008).
- [31] Y. Sakai, K. Kashiwa, H. Kouno, and M. Yahiro, Phys. Rev. D **79**, 096001 (2009).
- [32] K. Kashiwa, M. Matsuzaki, H. Kouno, Y. Sakai, and M. Yahiro, Phys. Rev. D **79**, 076008 (2009).
- [33] H. Kouno, Y. Sakai, K. Kashiwa, and M. Yahiro, J. Phys. G **36**, 115010 (2009).
- [34] A. Roberge and N. Weiss, Nucl. Phys. **B275**, 734 (1986).
- [35] D. T. Son and M. A. Stephanov, Phys. Rev. Lett. **86**, 592 (2001).
- [36] P. Cea, L. Cosmai, M. D'Elia, C. Manneschi, and A. Papa, Phys. Rev. D **80**, 034501 (2009).
- [37] M. D'Elia and F. Sanfilippo, Phys. Rev. D **80**, 014502 (2009).
- [38] G. Boyd, J. Engels, F. Karsch, E. Laermann, C. Legeland, M. Lütgemeier, and B. Petersson, Nucl. Phys. **B469**, 419 (1996).
- [39] O. Kaczmarek, F. Karsch, P. Petreczky, and F. Zantow, Phys. Lett. B **543**, 41 (2002).
- [40] F. Karsch, E. Laermann, and A. Peikert, Nucl. Phys. B **605**, 579 (2002).
- [41] M. Kaczmarek and F. Zantow, Phys. Rev. D **71**, 114510 (2005).
- [42] F. Karsch, K. Redlich, and A. Tawfik, Phys. Lett. B **571**, 67 (2003).
- [43] M. D'Elia and F. Sanfilippo, Phys. Rev. D **80**, 111501 (2009).