

Cavity quantum electro-optics

Mankei Tsang*

Center for Quantum Information and Control, University of New Mexico,
MSC07-4220, Albuquerque, New Mexico 87131-0001, USA

(Dated: February 19, 2019)

We study the quantum dynamics of the coupling between a cavity optical field and a cavity microwave field via the electro-optic effect. This coupling has the same form as the opto-mechanical coupling via radiation pressure, so all previously considered opto-mechanical effects can in principle be observed in electro-optic systems as well. In particular, we point out the possibilities of optical cooling of the microwave mode, entanglement between the optical mode and the microwave mode via electro-optic parametric amplification, and back-action-evading optical measurements of microwave quadratures.

INTRODUCTION

Recent technological advances in optics [1, 2], mechanics [2, 3], and microwave superconducting circuits [4] have made observations of various quantum phenomena possible. Such advances also suggest that quantum effects will play a major role in future communication, sensing, and computing technology. Each physical system has its own advantages and disadvantages for different applications, so it is desirable to transfer classical or quantum information to different systems for different purposes. At the quantum level, accurate information transfer requires coherent coupling among different physical systems. While opto-mechanical and electro-mechanical coupling have attracted a lot of attention recently [2, 3], the coherent coupling between optical and microwave fields has been largely overlooked in the context of quantum information processing, even though electro-optic modulation is a well known phenomenon in classical optics [5]. Previous studies on quantum aspects of the electro-optic effect mainly treat the microwave as a classical signal for linear quantum optical processing [6], but treating both fields quantum-mechanically should give rise to novel physics.

In this paper, we consider both the optical field and the microwave field as quantum degrees of freedom and study the coupling between the fields via the electro-optic effect. Both fields are assumed to be cavity modes, since it is likely that both of them need to be resonantly enhanced for quantum effects to be observable. In terms of prior work, Ilchenko *et al.* have previously outlined such a theory in their study of photonic microwave receivers [7], while Matsko *et al.* have studied the quantum back-action noise in electro-optic modulation [8]. As noted by Matsko *et al.*, the electro-optic coupling has the same form as the opto-mechanical coupling via radiation pressure, so all previously considered opto-mechanical effect can in principle be observed in electro-optic systems as well. In particular, we point out the possibilities of optical cooling of the microwave mode, entanglement between the optical mode and the microwave mode via electro-optic parametric amplification, and back-action-evading optical measurements of microwave quadratures. Optical

detection of microwave quadratures should be especially useful for information processing applications, since the quantum efficiency of optical detectors is usually much higher than that of conventional microwave detectors.

BASIC FORMALISM

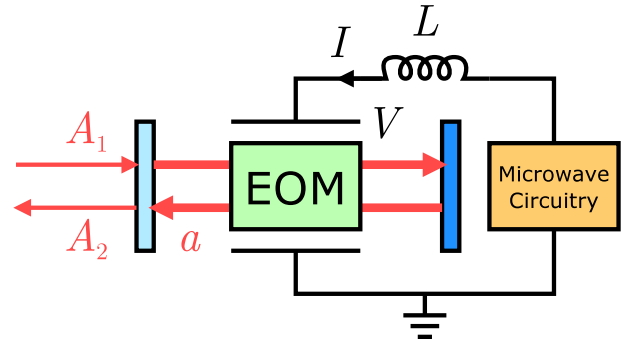


FIG. 1: A basic cavity electro-optic system. EOM denotes an electro-optic modulator.

A full quantum treatment of the electro-optic effect can be done using standard quantum optics theory [5, 9], but here we shall use a more phenomenological treatment to emphasize the similarity between an electro-optic system and an opto-mechanical system. Consider the cavity electro-optic system depicted in Fig. 1. The transverse electro-optic modulator, which consists of a second-order nonlinear optical crystal, such as lithium niobate, introduces a voltage-dependent phase shift to the intra-cavity optical field resonant at frequency ω_0 . For simplicity, we first consider one optical mode. It is straightforward to show that the interaction Hamiltonian is

$$H_I = -\frac{\hbar}{\tau} \phi a^\dagger a, \quad (1)$$

where τ is the optical round-trip time, ϕ is the single-round-trip phase shift, and a is the optical annihilation operator. This Hamiltonian is exactly the same as the one for opto-mechanics, in which case ϕ is the phase shift

introduced by the cavity mirror displacement [2]. The electro-optic phase shift, on the other hand, is given by [5]

$$\phi = \frac{\omega_0 n^3 r l}{c d} V, \quad (2)$$

where n is the optical refractive index inside the electro-optic crystal, r is the electro-optic coefficient in units of m/V, l is the length of the crystal, d is the thickness of the crystal, and V is the voltage across the modulator. If the modulator is modeled as a capacitor in a microwave resonator, we can quantize the voltage by defining

$$V = \left(\frac{\hbar \Omega}{2C} \right)^{1/2} (b + b^\dagger), \quad (3)$$

where Ω is the microwave resonant frequency, C is the capacitance of the microwave resonator, and b is the microwave annihilation operator. The full Hamiltonian becomes

$$H = \hbar \omega_0 a^\dagger a + \hbar \Omega b^\dagger b - \hbar g (b + b^\dagger) a^\dagger a, \quad (4)$$

$$g \equiv \frac{\omega_0 n^3 r l}{c \tau} \left(\frac{\hbar \Omega}{2C d^2} \right)^{1/2}. \quad (5)$$

The fact that the Hamiltonian of the electro-optic system is exactly the same as that of an opto-mechanical system allows one to easily apply known results for the latter to the former. V plays the role of mechanical position and I , the current in the microwave resonator, plays the role of mechanical momentum. The quantization can be generalized to the case of a microwave cavity, but the single-mode quantization is valid as long as only one microwave mode is significantly coupled to the optical mode. In that case $C d^2 \sim \epsilon_\Omega \mathcal{V}_\Omega$, where ϵ_Ω is the microwave dielectric constant and \mathcal{V}_Ω is the microwave mode volume, and $l/(c\tau)$ characterizes the overlap between the two modes.

To model the effect of loss and coupling to input and output ports, the most straightforward way is to use quantum Langevin equations [9]:

$$\frac{da}{dt} = -i\omega_0 a + ig(b + b^\dagger)a - \left(\frac{\kappa}{2} + \frac{\gamma}{2} \right) a + \sqrt{\kappa} A_1 + \sqrt{\gamma} A_0, \quad (6)$$

$$\frac{db}{dt} = -i\Omega b + ig a^\dagger a - \left(\frac{K}{2} + \frac{\Gamma}{2} \right) b + \sqrt{K} B_1 + \sqrt{\Gamma} B_0, \quad (7)$$

$$A_2 = \sqrt{\kappa} a - A_1, \quad (8)$$

$$B_2 = \sqrt{K} b - B_1, \quad (9)$$

where κ and K are the decay coefficients due to coupling to travelling waves, γ and Γ are the decay coefficients due to coupling to other reservoirs, A_1 and B_1 are the input-wave annihilation operators, A_2 and B_2 are the output-wave annihilation operators, and A_0 and B_0 are quantum

Langevin noise operators due to reservoir coupling. A_i and A_j^\dagger obey the following commutation relation:

$$[A_i(t), A_j^\dagger(t')] = \delta_{ij} \delta(t - t'), \quad (10)$$

and likewise for B_i and B_j^\dagger . If the reservoirs are assumed to be thermal,

$$\langle A_0^\dagger(t') A_0(t) \rangle = N(\omega_0) \delta(t - t'), \quad (11)$$

$$\langle B_0^\dagger(t') B_0(t) \rangle = N(\Omega) \delta(t - t'), \quad (12)$$

where $N(\omega)$ is the average thermal photon number at carrier frequency ω . $N(\omega_0)$ is usually so small that it can be assumed to be zero, but $N(\Omega)$ can be non-negligible. Stochastic master equations [12, 13] can also be used to study the open quantum system dynamics in the Schrödinger picture.

COOLING AND PARAMETRIC AMPLIFICATION

To describe cooling and parametric amplification, let

$$a = a_0 \exp(-i\omega_0 t) + a_+ \exp[-i(\omega_0 + \Omega)t] + a_- \exp[-i(\omega_0 - \Omega)t], \quad (13)$$

$$b = b_\Omega \exp(-i\Omega t), \quad (14)$$

and make the rotating-wave approximation. The interaction Hamiltonian becomes

$$H_I \approx H_C + H_A, \quad (15)$$

$$H_C = -\hbar g \left(a_-^\dagger a_0 b_\Omega^\dagger + a_- a_0^\dagger b_\Omega \right), \quad (16)$$

$$H_A = -\hbar g \left(a_+^\dagger a_0 b_\Omega + a_+ a_0^\dagger b_\Omega^\dagger \right). \quad (17)$$

If one pumps the optical cavity at detuned frequencies $\omega_0 \pm \Omega$ such that a_\pm can be assumed to be complex numbers, H_C corresponds to linear coupling between a_0 and b_Ω like a beam splitter, while H_A corresponds to non-degenerate parametric amplification of the two modes. These two effects are schematically described in Fig 2.

With red-detuned optical pumping at $\omega_0 - \Omega$, the microwave field is linearly coupled to an extra optical reservoir, so the microwave mode can be cooled. The equations of motion are

$$\frac{da_0}{dt} = ig a_- b_\Omega - \frac{\gamma}{2} a_0 + \sqrt{\gamma} A_0, \quad (18)$$

$$\frac{db_\Omega}{dt} = ig a_-^* a_0 - \frac{\Gamma}{2} b_\Omega + \sqrt{\Gamma} B_0, \quad (19)$$

neglecting pumping and output measurements at ω_0 and Ω . At steady state,

$$\langle b_\Omega^\dagger b_\Omega \rangle_{t \rightarrow \infty} = \frac{GN(\omega_0) + \Gamma N(\Omega)}{G + \Gamma}, \quad (20)$$

$$G \equiv \frac{4g^2 |a_-|^2 \gamma}{\gamma(\Gamma + \gamma) + 4g^2 |a_-|^2}, \quad (21)$$

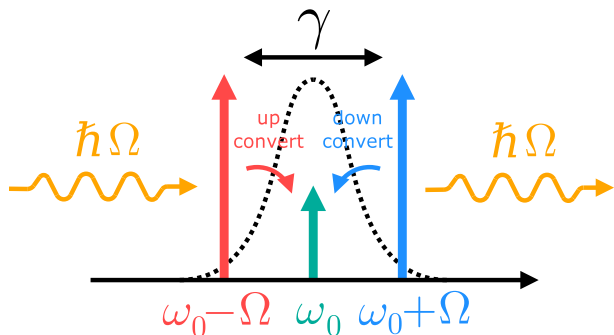


FIG. 2: Red-detuned pumping introduces cooling of the microwave mode by transferring energy from the microwave to the optical mode at ω_0 via parametric up-conversion. Blue-detuned pumping introduces non-degenerate parametric down conversion to the optical mode at ω_0 and the microwave mode.

which implies cooling for $g \neq 0$, since $N(\omega_0) < N(\Omega)$ and $\langle b_{\Omega}^{\dagger} b_{\Omega} \rangle_{t \rightarrow \infty} < N(\Omega)$. This is the electro-optic analog of opto-mechanical sideband cooling [11]. The linear coupling also allows energy to be transferred coherently between the microwave mode and the optical mode and may be useful as a coherent microwave receiver [7].

With blue-detuned pumping at $\omega_0 + \Omega$, the parametric amplification creates entangled photons or, equivalently, a two-mode squeezed state in the optical and microwave modes, if thermal fluctuations are negligible. The effect of thermal fluctuations on the entanglement can be studied using the quantum Langevin equations given by Eqs. (6)-(9) and is qualitatively the same as that on the analogous phenomenon of opto-mechanical entanglement [14]. One may also use parametric amplification beyond threshold to generate coherent microwaves.

QUANTUM-NON-DEMOLITION OPTICAL MEASUREMENTS OF MICROWAVE QUADRATURES

If the optical cavity is pumped with a laser beam at ω_0 , one can estimate the microwave voltage by measuring the phase of the output optical beam A_2 . If the optical beam is strong enough, in addition to the intrinsic shot noise in the phase quadrature of A_2 , one can also observe excess noise due to the back-action of light on the microwave. The shot noise decreases with optical power but the back-action noise increases with power, so there is a standard quantum limit (SQL) to voltage measurement sensitivity, much like the SQL of displacement measurement [8, 10]. In both cases, the SQL can be overcome using squeezed light [15, 16] and/or variational measurement [16, 17].

An interesting way of making back-action-evading measurements is to use double-sideband optical pumping [10, 18]. Assuming equal and undepleted double-

sideband pumping, so that

$$a_+ = \alpha \exp(i\theta_+), \quad (22)$$

$$a_- = \alpha \exp(i\theta_-), \quad (23)$$

and making the rotating-wave approximation, the interaction Hamiltonian becomes

$$H_I \approx H_C + H_A = -\hbar g \alpha X_a X_b, \quad (24)$$

$$X_a = \exp(-i\theta) a_0 + \exp(i\theta) a_0^{\dagger}, \quad (25)$$

$$X_b = \exp(-i\delta) b_{\Omega} + \exp(i\delta) b_{\Omega}^{\dagger}, \quad (26)$$

$$\theta \equiv \frac{\theta_+ + \theta_-}{2}, \quad (27)$$

$$\delta \equiv \frac{\theta_+ - \theta_-}{2}. \quad (28)$$

The microwave quadrature X_b is dynamically uncoupled from the orthogonal quadrature Y_b , defined as

$$Y_b = -i \left[\exp(-i\delta) b_{\Omega} - \exp(i\delta) b_{\Omega}^{\dagger} \right], \quad (29)$$

so the back-action introduced to Y_b does not affect the estimation of X_b via measurement of the optical meter quadrature Y_a , defined as

$$Y_a = -i \left[\exp(-i\theta) a_0 - \exp(i\theta) a_0^{\dagger} \right]. \quad (30)$$

The measured microwave quadrature and the optical meter quadrature can be changed independently by adjusting the phases of the two pump beams. This technique should also enable microwave squeezing by measurement and feedback [19]. The principle of double-sideband-pumping back-action-evading measurement has recently been demonstrated for the measurement of a mechanical quadrature with a microwave field acting as the meter [18].

MULTIPLE OPTICAL MODES

The single-optical-mode analysis is valid only when the microwave frequency Ω is small compared with the optical linewidth γ , so it is limited to the regime of low microwave or radio frequencies and low optical quality factor. For large Ω , Ω can be close to the optical free spectral range $\Delta\omega$, in which case a multi-mode analysis is necessary. In the work by Ilchenko *et al.* [7, 8], they considered separate optical modes at eigenfrequencies ω_0 and $\omega_0 \pm \Delta\omega$ with the free spectral range $\Delta\omega$ approximately equal to the microwave frequency Ω . The quantum electro-optic effects described in this paper can still occur with the same qualitative features, as long as higher-order optical harmonics, such as the ones at $\omega_0 \pm 2\Omega$, are negligible. If the optical modes are assumed to be equidistant in frequency, $\Delta\omega$ should not coincide with Ω , otherwise the higher-order harmonics can also

come into play. To take advantage of resonant enhancement of sideband pumping while limiting the interacting modes to three optical frequencies, one should therefore make $\Delta\omega$ close to Ω but not equal, as shown schematically in Fig. 3, and pump at $\omega_0 \pm \Omega$. The coupling coefficient g should also be modified to account for the partial overlap among the optical and microwave modes [7]. The g coefficient for the whispering-gallery-mode electro-optic modulator reported by Ilchenko *et al.* is on the order of 100 rad/s [7], but may be improved as the technology matures.

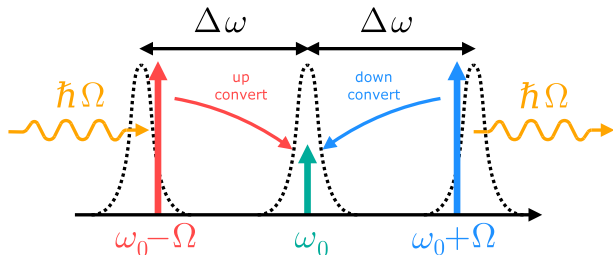


FIG. 3: Cooling, parametric amplification, and back-action-evading measurements can still be achieved using separate optical modes, as long as the microwave frequency Ω is not equal to the free spectral range $\Delta\omega$ and higher-order optical harmonics are not involved.

CONCLUSION

In conclusion, we have outlined several interesting quantum effects that can in principle be observed in electro-optic systems, including cooling, parametric amplification, and back-action-evading optical measurements of microwave quadratures. While these effects may be challenging to demonstrate experimentally with current technology, they will enable new classical and quantum information processing capabilities that should be useful for both fundamental science and applied technology.

ACKNOWLEDGMENTS

Discussions with Tobias Kippenberg, Elanor Huntington, Matthew Woolley, Carlton Caves, and Jeffrey Shapiro are gratefully acknowledged. This work was supported in part by National Science Foundation Grant

Nos. PHY-0903953 and 0653596 and Office of Naval Research Grant No. N00014-07-1-0304.

* Electronic address: mankei@unm.edu

- [1] K. J. Vahala, *Science* **424**, 839 (2003), and references therein; H. Walther, B. T. H. Varcoe, B.-G. Englert, and T. Becker, *Rep. Prog. Phys.* **69**, 1325 (2006), and references therein.
- [2] T. J. Kippenberg and K. J. Vahala, *Science* **321**, 1172 (2008), and references therein; F. Marquardt and S. M. Girvin, *Physics* **2**, 40 (2009), and references therein.
- [3] M. F. Bocko and R. Onofrio, *Rev. Mod. Phys.* **68**, 755 (1996), and references therein; K. C. Schwab and M. L. Roukes, *Phys. Today* **58**, 36 (2005), and references therein.
- [4] M. H. Devoret, A. Wallraff, and J. M. Martinis, e-print arXiv:cond-mat/0411174, and references therein.
- [5] A. Yariv, *Quantum Electronics* (Wiley, New York, 1989).
- [6] M. Tsang and D. Psaltis, *Phys. Rev. A* **71**, 043806 (2005); **73**, 013822 (2006); P. Kolchin *et al.*, *Phys. Rev. Lett.* **101**, 103601 (2008); S. Sensarn, G. Y. Yin, and S. E. Harris, *Phys. Rev. Lett.* **103**, 163601 (2009).
- [7] V. S. Ilchenko *et al.*, *J. Opt. Soc. Am. B* **20**, 333 (2003).
- [8] A. B. Matsko *et al.*, *Opt. Express* **15**, 17401 (2007).
- [9] L. Mandel and E. Wolf, *Optical Coherence and Quantum Optics* (Cambridge University Press, Cambridge, 1995).
- [10] V. B. Braginsky and F. Ya. Khalili, *Quantum Measurement* (Cambridge University Press, Cambridge, 1992); V. B. Braginsky, Y. I. Vorontsov, and K. S. Thorne, *Science* **209**, 547 (1980); C. M. Caves *et al.*, *Rev. Mod. Phys.* **52**, 341 (1980).
- [11] M. I. Dykman, *Sov. Phys. Solid State* **20**, 1306 (1978); I. Wilson-Rae *et al.*, *Phys. Rev. Lett.* **99**, 093901 (2007); F. Marquardt *et al.*, *Phys. Rev. Lett.* **99**, 0930902 (2007).
- [12] H. Carmichael, *An Open Systems Approach to Quantum Optics* (Springer-Verlag, Berlin, 1993).
- [13] C. W. Gardiner and P. Zoller, *Quantum Noise* (Springer-Verlag, Berlin, 2000).
- [14] D. Vitali *et al.*, *Phys. Rev. Lett.* **98**, 030405 (2007).
- [15] C. M. Caves, *Phys. Rev. D* **23**, 1693 (1981); W. G. Unruh, in *Quantum Optics, Experimental Gravitation, and Measurement Theory*, edited by P. Meystre and M. O. Scully (Plenum, New York, 1982), p. 647.
- [16] H. J. Kimble *et al.*, *Phys. Rev. D* **65**, 022002 (2001).
- [17] S. P. Vyatchanin and E. A. Zubova, *Phys. Lett. A* **201**, 269 (1995).
- [18] J. B. Hertzberg *et al.*, *Nature Phys.*, in press.
- [19] H. M. Wiseman and G. J. Milburn, *Quantum Measurement and Control* (Cambridge University Press, Cambridge, 2009).