

# Ion-beam driven dust ion-acoustic solitary waves in dusty plasmas

N. C. Adhikary,<sup>1,\*</sup> A. P. Misra,<sup>2,†</sup> H. Bailung,<sup>1</sup> and J. Chutia<sup>1</sup>

<sup>1</sup>*Material Sciences Division, Institute of Advanced Study in Science and Technology,  
Paschim Boragaon, Garchuk – 781 035, Guwahati, Assam, India.*

<sup>2</sup>*Department of Physicss, Umeå University, SE-901 87 Umeå, Sweden.*

(Dated: 26 Oct., 2010)

The nonlinear propagation of small but finite amplitude dust ion-acoustic waves (DIAWs) in an ion-beam driven plasma with Boltzmannian electrons, positive ions and stationary charged dust grains, is studied by using the standard reductive perturbation technique (RPT). It is shown that there exist two critical values ( $\gamma_{c1}$  and  $\gamma_{c2}$ ) of ion-beam to ion phase speed ratio ( $\gamma$ ), beyond which the beam generated solitons are not possible. The effects of the parameters, namely  $\gamma$ , the ratio of the ion-beam to plasma ion density ( $\mu_i$ ), the dust to ion density ratio ( $\mu_d$ ) as well as the ion-beam to plasma ion mass ratio ( $\mu$ ) on both the amplitude and width of the stationary DIAWs are analyzed numerically, and applications of the results to laboratory ion-beam as well as space plasmas (e.g., auroral plasmas) are explained.

PACS numbers: 94.05.-a; 52.35.Fp; 52.35.Sb.

Low-temperature plasmas containing massive charged dust particles are frequently found in various space plasma environments [1] as well as in laboratory devices [2] and industrial processes [3] in the form of complex plasmas. The presence of these highly massive and negatively charged dust particles in an electron-ion plasma is responsible for the appearance of new types of electrostatic waves including solitary waves, depending on whether the dust grains are considered to be static or mobile. These electrostatic solitary waves have already been observed throughout the Earth's magnetosphere at the narrow boundaries, e.g., the plasma sheet boundary layer and the polar cap boundary layer [4]. One of these solitary waves is the dust ion-acoustic (DIA) wave, which is the usual ion-acoustic wave (IAW) modified by the presence of static dust grains. During the past several years, after the theoretical prediction of the existence of such DIA waves (DIAWs) by Shukla and Silin [5], and their experimental verification by Barkan et al [6], extensive works have been devoted to study the features of such DIAWs by many authors both theoretically (see e.g., [7]) and experimentally (see e.g., [8]).

On the other hand, it has been found that sufficiently energetic charged particles like ion-beams can significantly affect the propagation characteristics of solitary waves in plasmas [9]. In the auroral zone of the upper atmosphere, such types of solitary structures have been found in the vicinity of ion-beam regions usually having negative potentials [10]. The spacecraft observations in the Earth's plasma sheet boundary layer show the existence of both electrons and ions in the range of keV energy. Observations also indicate that both of these ions and electron beams can drive the broadband electrostatic waves present there

[11]. However, these ion beams in laboratory dusty plasmas have become indispensable in the field of materials processing such as etching chemical vapour deposition and surface modification [12].

A very few theoretical works on the behaviors of solitary waves in multi-component ion-beam plasmas have been done by some researchers ( see, e.g., [13]). It has been estimated that the presence of ion beams plays an important role in breaking up the solitary waves into many more solitons [13]. The properties of solitary waves under the influence of high speed as well as slow ion beams on the propagation of IAWs have also been investigated both theoretically and experimentally [14]. However, the study of DIAWs under the influence of ion-beams, which may often exist in the space plasma environments (e.g., in the auroral regions), has not yet been reported in detail. Moreover, though the role of charged dust grains in the auroral region has not yet been directly established, they could be important from theoretical view-points of space plasmas. Thus, the study of DIAWs under the influence of charged dust grains as well as ion-beams could be of interest to observe the ion wave oscillations in laboratory as well as space plasmas. This is the basic purpose of the present brief communication.

We consider an unmagnetized ion-beam driven dusty plasma composed of positive plasma ions, positive ion-beams, Boltzmann distributed electrons and negatively charged dust grains forming only the background plasma. Two distributions for ions: one is the bulk, uniform cold ion plasma with its equilibrium flow speed equal to zero and other the energetic ion component, i.e., the ion beams having equilibrium ion-beam speed  $v_b^{(0)}$ , have been considered for the present system. The normalized set of basic equations describing the propagation of DIAWs is  $\partial_t n_\alpha + \partial_x (n_\alpha v_\alpha) = 0$ ,  $\partial_t v_\alpha + v_\alpha \partial_x v_\alpha = -\zeta_\alpha \partial_x \phi$  and  $\partial_x^2 \phi = (1 + \mu_i - \mu_d) e^\phi + \mu_d - \mu_i n_b - n_i$ , where  $n_\alpha$ ,  $v_\alpha$ , denoting the number density and speed of  $\alpha$ -species par-

\*Electronic address: nirab.iasst@yahoo.co.in.

†Electronic address: ap.misra@physics.umu.se.

ticle with  $\alpha = i$  (for plasma ions) and  $b$  (for ion beams) are normalized by their equilibrium values  $n_{\alpha 0}$  and the ion-sound speed  $c_s \equiv \sqrt{k_B T_e / m_b}$ . Here  $k_B$  is the Boltzmann's constant,  $T_e$  is the electron temperature and  $m_\alpha$  is the mass of  $\alpha$ -species particle. Also,  $\phi$  is the electrostatic wave potential normalized by  $k_B T_e / e$ , with  $e$  denoting the elementary charge,  $\zeta_{(i,b)} = (\mu, 1)$ , where  $\mu \equiv m_b / m_i$  is the ion-beam to plasma ion mass ratio. Moreover,  $\mu_d = Z_d n_{d0} / n_{i0}$  is the ratio of the equilibrium dust density (multiplied by  $Z_d$ , the number of electrons residing on the dust-grains) to plasma ion density and  $\mu_i = n_{b0} / n_{i0}$  is the ion-beam to plasma ion density ratio. The space ( $x$ ) and time ( $t$ ) variables are respectively normalized by the electron Debye length,  $\lambda_D \equiv \sqrt{k_B T_e / 4\pi n_{b0} e^2}$  and the inverse of the beam plasma frequency,  $\omega_{pb} \equiv \sqrt{4\pi n_{b0} e^2 / m_b}$ . At equilibrium, the overall charge neutrality condition is  $n_{e0} + Z_d n_{d0} = n_{i0} + n_{b0}$ .

In order to derive the evolution equation for the propagation of small but finite amplitude DIAWs, we use the standard reductive perturbation technique (RPT) [15] in which the independent variables are stretched as  $\xi = \epsilon^{1/2} (x - v_p t)$   $\tau = \epsilon^{3/2} t$ . The dependent variables, on the other hand, can be expanded as  $n_\alpha = 1 + \sum_{j=1}^{\infty} \epsilon^j n_\alpha^{(j)}$ ,  $v_\alpha = v_{\alpha 0} + \sum_{j=1}^{\infty} \epsilon^j v_\alpha^{(j)}$  with  $v_{i0} = 0$ , and  $\phi = \sum_{j=1}^{\infty} \epsilon^j \phi^{(j)}$ , where  $\epsilon$  is a small nonzero constant measuring the weakness of the dispersion and  $v_p$  is the Mach number (phase speed of the DIAWs normalized by the ion-sound speed,  $c_s$ ).

Substituting the stretched coordinates and the expressions for  $n_\alpha$ ,  $v_\alpha$  and  $\phi$  into the basic equations, and equating the coefficients of different powers of  $\epsilon$  we get from the lowest order of  $\epsilon$  the expressions:  $n_i^{(1)} = \mu \phi^{(1)} / v_p^2$ ,  $n_b^{(1)} = -\phi^{(1)} / (v_p - v_{b0})^2$ ,  $v_i^{(1)} = \mu \phi^{(1)} / v_p$ ,  $v_b^{(1)} = -\phi^{(1)} / (v_p - v_{b0})$  and  $n_i^{(1)} + \mu_i n_b^{(1)} = (1 + \mu_i - \mu_d) \phi^{(1)}$ , together with the dispersion law  $v_p^2 = (\mu \delta^2 - \mu_i) / (1 + \mu_i - \mu_d) \delta^2$ , where  $\delta = 1 - \gamma \equiv 1 - v_{b0} / v_p$  is called the synchronism parameter such that  $v_{b0} = v_p$  for  $\delta = 0$ . Proceeding in this way we finally obtain the following Korteweg de Vries (KdV) equation

$$\partial_\tau \phi + A \phi \partial_\xi \phi + B \partial_\xi^3 \phi = 0, \quad (1)$$

where  $\phi \equiv \phi^{(1)}$ , and the nonlinear coefficient  $A$  and the dispersive coefficient  $B$  are given by  $A = [(1 + \mu_i - \mu_d) \delta^4 v_p^4 + 3(\mu_i - \mu^2 \delta^4)] / 2v_p \delta (\mu_i - \mu \delta^3)$ ,  $B = -\delta^3 v_p^3 / 2(\mu_i - \mu \delta^3)$ . Note that for  $\delta = 0$ ,  $A$  becomes infinite and  $B = 0$ . Also, for  $\mu_i - \mu \delta^3 = 0$ , i.e.,  $\delta = (\mu_i / \mu)^{1/3}$ , both  $A$  and  $B$  become infinite. In this case, DIA soliton ceases to exist, since it is obtained as a solution of Eq. (1) where  $A$  and  $B$  are both finite and nonzero. The stationary soliton solution of the KdV equation (1) is obtained by transforming the independent variables  $\xi$  and  $\tau$  to a single new variable  $\zeta = \xi - U_0 \tau$ , where  $U_0$  is the constant phase

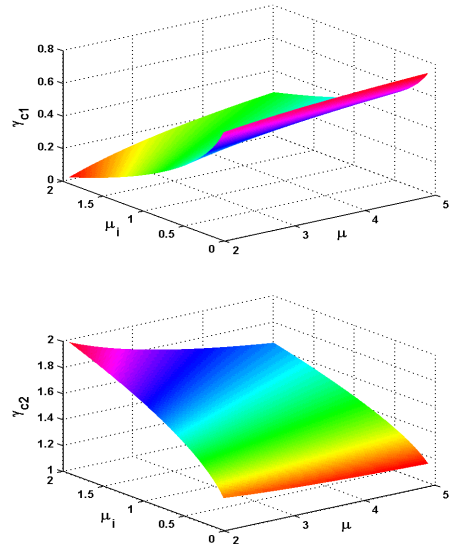


FIG. 1: (Color online) The critical values  $\gamma_{c1}$  (upper panel) and  $\gamma_{c2}$  (lower panel) of  $\gamma$  are shown against  $\mu$  and  $\mu_i$ .

speed (normalized by  $c_s$ ), and imposing the appropriate boundary conditions for localized perturbations (*viz.*,  $\phi \rightarrow 0$ ,  $\partial \phi / \partial \xi \rightarrow 0$ ,  $\partial^2 \phi / \partial \xi^2 \rightarrow 0$  as  $\xi \rightarrow \pm \infty$ ) as  $\phi = \phi_m \text{sech}^2 [(\xi - U_0 \tau) / D]$ . The amplitude  $\phi_m$  (normalized by  $k_B T_e / e$ ) and the width  $D$  (normalized by  $\lambda_D$ ) of the soliton are given by  $\phi_m = 3U_0 / A$  and  $D = \sqrt{4B / U_0}$ .

We note that  $v_p$  is real either for  $\gamma < 1 - \sqrt{\mu_i / \mu}$  (when  $0 < \gamma < 1$ ) or for  $\gamma > 1 + \sqrt{\mu_i / \mu}$  (when  $\gamma > 1$ ). Also,  $B < 0$  for  $\gamma > 1 - \sqrt[3]{\mu_i / \mu}$ , and then the width of the DIA soliton becomes imaginary. So, for values of  $\gamma$  in the regime  $1 - \sqrt[3]{\mu_i / \mu} < \gamma < 1 - \sqrt{\mu_i / \mu}$ , the ion beams will not be able to excite DIA solitons in our dusty ion-beam plasma. Moreover,  $B > 0$  either for  $\gamma < 1 - \sqrt[3]{\mu_i / \mu}$  or, for  $\gamma > 1 + \sqrt[3]{\mu_i / \mu}$ , so that ion-beam driven DIA soliton excitation is possible if and only if  $\gamma$  satisfies either  $\gamma < \min\{1 - \sqrt{\mu_i / \mu}, 1 - \sqrt[3]{\mu_i / \mu}\}$ , i.e.,  $\gamma < \gamma_{c1} \equiv 1 - \sqrt[3]{\mu_i / \mu}$  or,  $\gamma > \max\{1 + \sqrt{\mu_i / \mu}, 1 + \sqrt[3]{\mu_i / \mu}\}$ , i.e.,  $\gamma > \gamma_{c2} \equiv 1 + \sqrt{\mu_i / \mu}$ . Thus, there exist two critical values of  $\gamma$ , namely  $\gamma_{c1}$  and  $\gamma_{c2}$  above and below which the ion-beam driven DIA soliton does not exist. Both the critical values (one of which is less than and other is always greater than the unity) depend on the ion-beam to plasma ion density ratio as well as the ratio of their masses.

We numerically investigate the properties of the critical values of  $\gamma$ , the phase velocity  $v_p$  as well as the nonlinear and dispersive coefficients  $A$  and  $B$ . Figure 1 shows that  $\gamma_{c1}$  is always less than unity and it increases with decreasing the values of  $\mu_i$  and with increasing  $\mu$ . Notice that  $\mu > \mu_i$ , since  $\gamma > 0$ . This means that for the soliton solution to exist, if the ion-beam concentration increases with respect

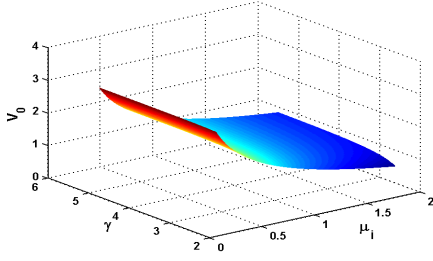


FIG. 2: (Color online) The phase speed  $v_p$  is plotted against  $\mu_i$  and  $\gamma$  for  $\mu_d = 0.8, \mu = 3$ .

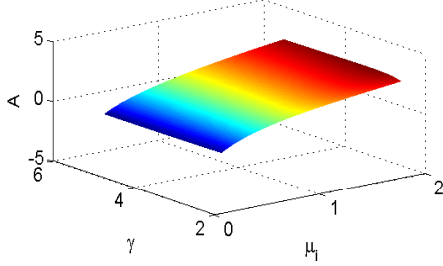


FIG. 3: (Color online) Dependence of the nonlinear coefficient  $A$  on  $\mu_i$  and  $\gamma$  for  $\mu_d = 0.8, \mu = 3$ .

to the plasma ion density, and the ion-beam mass exceeds that of the plasma ions, the ion-beam speed has to be very small compared to the phase speed. On the other hand, for relatively low-density of ion-beams or the smaller values of the ratio  $\mu_i$ , the beam speed may need to approach the phase speed for the excitation of solitons. In contrast to the upper panel of Fig. 1, the lower panel shows that  $\gamma_{c2}$  is always greater than unity, and that the ion-beam speed must be larger than the phase speed (when ion-beam density increases with respect to the plasma ion concentration) in order to excite beam driven DIA solitons.

Figure 2 explains the behaviors of the phase speed  $v_p$  with respect to  $\mu_i$ , and  $\gamma$  for  $\mu = 3, \mu_d = 0.8$ . Since the ion-acoustic solitary wave does not couple to that of ion beams, one can consider a range of values of  $\gamma$ , which will enable to find  $v_p$  quite easily. It is seen that  $v_p$  decreases with decreasing the ratio  $\gamma$  and for increasing the density ratio  $\mu_i$ . It also increases with increasing the mass ratio  $\mu$  as well as with increasing the impurity parameter  $\mu_d$  (not shown in the figure), i.e. increasing the negative charge concentration into the dust grains. Here we have considered an ion-beam moving in the positive direction with a speed greater than the critical ion-beam speed, i.e.,  $\gamma > \gamma_{c2}$  (The case of  $\gamma < \gamma_{c1}$  is also similar) for which  $v_p$  and  $B$  are real and finite. It is also found that at low charged dust impurity,  $v_p$  decreases faster the larger are the ion-beam concentrations. The variation of the nonlinear coefficient  $A$  with respect to  $\mu_i$ , and  $\gamma$  for the same parameter values

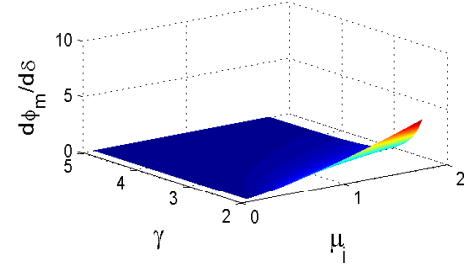


FIG. 4: (Color online) The absolute value of the beam amplification rate (where  $\delta < 0$ ) is shown with respect to  $\mu$  and  $\gamma$ . The other parameters are as in Fig. 2.

as in Fig. 2, is shown in Fig. 3. We note that for a given value of  $v_p$ , the amplitude of the beam-driven DIAWs depends on the various physical parameters, namely  $\mu_i, \gamma, \mu$  and  $\mu_d$ . From Fig. 3, it is evident that the amplitude of the DIA soliton is significant in the range  $3 < \gamma < 4$ . It decreases with increasing the ion-beam concentration. Physically, as the number densities of ion-beam increases compared to the plasma ions, the nonlinearity effect in the system becomes higher and higher. On the other hand, the mass ratio  $\mu$  is also found to enhance the nonlinear coefficient  $A$ , and hence to decrease the soliton amplitude. It is found that that as the negative charge concentration on the dust grains decreases (or the nonlinear effects become larger) the soliton amplitude also decreases. Moreover, we find that the effect of the ratio  $\gamma$  on the soliton amplitude is more pronounced at low charged dust concentration.

Figure 4 shows that the absolute value of the beam amplification rate (since  $\delta = 1 - \gamma < 0$  for  $\gamma > 1$ ) of soliton amplitude remains almost unchanged as long as the ion-beam concentration remains less than the plasma ion density, i.e.,  $\mu < 1$ . As the value of  $\mu$  increases, the amplification rate also increases, and it attains its maximum value at a higher ion-beam concentration. The latter turns out to the increase of the amplification rate with decreasing values of  $\gamma > \gamma_{c2}$ . In the variations of the dispersive coefficient  $B$  with respect to the parameters as indicated above we find that since,  $B \propto D$ , the width of the soliton, for a prescribed value of  $v_p$  we can easily find the soliton widths with different plasma parameters. As for example, Fig. 5 shows that for a fixed ion-beam mass and constant charged dust concentration, the dispersive effects become stronger with the beam speed. As a result, the width of the soliton increases with increase of the ion-beam speed and reaches its maximum value. For relatively higher values of the ion-beam concentration, the rate of decrease of the width is comparatively high, while for lower values of the same, the ion-beam density does not have much effect on the wave dispersion, and hence the soliton width almost remains independent of it. It is found that at increasing value of  $\mu$  or for heavier ion-beams, the wave is more dispersive,

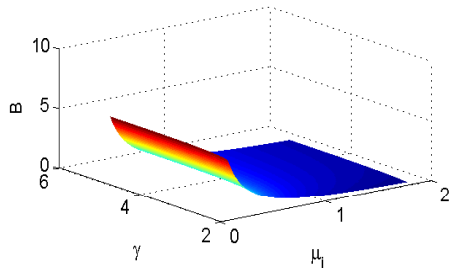


FIG. 5: (Color online) Dependence of the dispersive coefficient ( $B$ ) on  $\mu_i$  and  $\gamma$  for the parameter values as in Fig. 2.

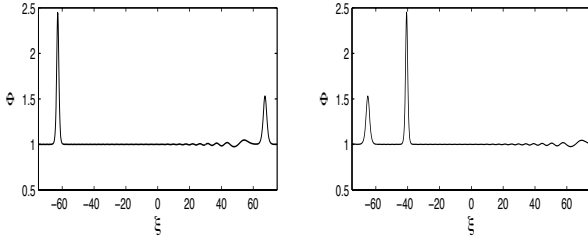


FIG. 6: Nonstationary soliton solution of the KdV equation with parameter values  $\mu_i = 1.6, \mu_d = 0.8, \mu = \gamma = 3$  at  $\tau = 20$  (left panel) and  $\tau = 25$  (right panel), showing the space-time development of the DIA solitons for an initial Gaussian positive pulse of the form  $\phi = 1 + \exp[-(\xi + 2)^2/6]$ .

and hence the width becomes higher. By reducing the negative charge on the dust grains, one can find much higher soliton width than that in Fig. 5. Also, at higher ion-beam concentration, the width seems almost to be independent of  $\mu_i$ . It is also evident that the rate of increase of the width with respect to the ion-beam speed is more faster than the highly charged dust case.

Numerical solution of the KdV equation (1) (see Fig. 6) shows that in the very beginning (e.g.,  $\tau = 0.5$ ), the sinusoidal positive pulse propagates. As time progresses [e.g.,  $\tau = 20, 25$ ; see left and right panel of Fig. 6], the leading part of the positive pulse gets steepened due to nonlinearity and then as it travels more distance, the pulse breaks into a train of solitons due to dispersion. The small hump in front of the peak [left panel of Fig. 6] may be due to the reflected ions. The small hump appears after the peak [right panel of Fig. 6] and it tends to disappear after a long interval of time. Once the solitary peaks are generated, they propagate keeping their shapes unchanged due to nice balance of the nonlinearity and dispersion. By changing the system parameter values one can observe different solitary peaks at different positions.

To summarize, we have investigated the nonlinear propagation of small but finite amplitude DIA solitary waves in

an ion-beam driven dusty plasma. The conditions for the existence of such solitary waves as well as the properties of the soliton amplitude and width in terms of the system parameters are obtained and analyzed numerically. Two critical values of  $\gamma$  have been found beyond (above and below) which the formation of small amplitude DIA solitons is not possible. The predicted results could be important for soliton excitations in laboratory ion-beam driven plasmas as well as in space plasmas (e.g., in the auroral regions) with or without immobile charged dust grains. To conclude, the DIA solitons in ion-beam driven plasmas with stationary charged dust grains are quite distinctive from the usual electron-ion plasmas, and may show experimentally the fascinating behaviors. Works in this direction is underway, and will be communicated elsewhere.

A. P. M. gratefully acknowledges support from the Kempe Foundations, Sweden.

- 
- [1] E. C. Whipple, T. G. Northrop and D. A. Mendis, *J. Geophys. Res.* **90**, 7405 (1985).
  - [2] D. P. Sheehan, M. Carilo, and W. Heidbrink, *Rev. Sci. Instrum.* **61**, 3871 (1990).
  - [3] G. S. Selwyn, J. Singh, R. S. Bennett, and J. Vac. Sci. Technol. **A7**, 2758 (1989).
  - [4] H. Matsumoto, H. Kojima, T. Miyatake, Y. Omura, M. Okada, I. Nagano, and M. Tsutui, *Geophys. Res. Lett.* **21**, 2915 (1994).
  - [5] P. K. Shukla and V. P. Silin, *Phys. Scr.* **45**, 508 (1992).
  - [6] A. Barkan, R. L. Merlino and N. D'Angelo, *Phys. Plasmas* **2**, 3563 (1995).
  - [7] R. Bharuthram and P. K. Shukla, *Planet. Space Sci.* **40**, 973 (1992); N. D'Angelo, *Planet. Space Sci.* **42**, 507 (1994); F. Sayed, M. M. Haider, A. A. Mamun, P. K. Shukla, B. Eliasson, and N. C. Adhikary, *Phys. Plasmas* **15**, 063701 (2008).
  - [8] Y. Nakamura, H. Bailung, and P. K. Shukla, *Phys. Rev. Lett.* **83**, 1602 (1999); N. C. Adhikary, M. K. Deka, and H. Bailung, *Phys. Plasmas* **16**, 063701 (2009).
  - [9] E. Okutsu, M. Nakamura, Y. Nakamura and T. Itoh, *Plasma Physics* **20**, 561 (1978).
  - [10] M. Temerin, K. Cerny, W. Lotko, and F. S. Mozer, *Phys. Rev. Lett.* **48**, 1175 (1982).
  - [11] G. Parks, L. J. Chen, M. McCarthy, D. Larson, R. P. Lin, T. Phan, H. Reme, and T. Sanderson, *Geophys. Res. Lett.* **25**, 3285, (1998).
  - [12] H. Sugai, T. H. Ahn, I. Ghanashev, M. Goto, M. Nagatsu, K. Nakamura, K. Suzuki, and H. Toyoda, *Plasma Phys. Control. Fusion* **39**, 445 (1997).
  - [13] P. S. Abrol and S. G. Tagare, *Phys. Lett. A.* **75**, 14 (1979).
  - [14] Y. Nakamura and K. Komatsuda, *J. Plasma Physics* **60**, 69 (1998); Y. Nakamura, H. Bailung and R. Ichiki, *Phys. Plasmas* **11**, 3795 (2004).
  - [15] H. Washimi and T. Taniuti, *Phys. Rev. Lett.* **17**, 996 (1966).