

A Hermite pseudospectral solver for two-dimensional incompressible flows on infinite domains

Zhaohua Yin

National Microgravity Laboratory, Institute of Mechanics, Chinese Academy of Sciences, No.15 Beisihuanxilu, Beijing 100190, P.R. China

Abstract

The Hermite pseudospectral method is applied to solve the Navier-Stokes equations on a two-dimensional infinite domain. The feature of Hermite function allows us to adopt larger time steps than other spectral methods, but also leads to some extra computation when the stream-function is calculated from the vorticity field. The scaling factor is employed to increase the resolution within the region of our main interest, and the aliasing error is fully removed by the *2/3-rule*. Several traditional numerical experiments are performed with high accuracy, and some related future work on physical applications of this program is also discussed.

Key words: Hermite functions, Spectral methods, Navier-Stokes equation

1 Introduction

In practice, the boundary effect of flows is inevitable and requires careful treatment. On the other hand, when people concentrate on physical mechanism of fluid, they hope that the boundary effect can be fully removed. For example, the Oseen vortex in two-dimensional(2D) fluid adopts the assumption of the infinite domain (e.g., see [1] and references therein). It has also been shown in many previous investigations on how the boundary can influence the physical mechanism of flows. Even when the region of main interest are fairly far away from the solid boundary, the drop speeds show about 15% difference in a thermocapillary migration study[2]. In the research of the axisymmetrization of an isolated 2D vortex[3], a double-sized computing domain is adopted to alleviate the vortex overrotation caused by the periodical boundary in a Fourier spectral simulation[4]. Hence, it is essential to adopt the infinite domain in such studies. When the infinite computing domain $(-\infty, +\infty)$ is considered, one possible way is still using the finite-domain solver but with a certain mapping between (x_{min}, x_{max}) and $(-\infty, +\infty)$. Another way is something like the sponge-layer suggested in [5], which absorbs the incoming vortex filaments. The other way is

Email address: zhaohua.yin@gmail.com; zhaohua.yin@imech.ac.cn (Zhaohua Yin).

more natural: Laguerre or Hermite functions are adopted to construct global approximation to functions defined on unbounded intervals.

The normalized Hermite function of degree n is defined as:

$$\hat{H}_n(x) = \frac{1}{\sqrt{2^n n!}} e^{-\frac{x^2}{2}} H_n(x), \quad (1)$$

where $H_n(x)$ are the usual (unnormalized) Hermite polynomials (for instance, see [6,7]). $\hat{H}_n(x)$ are orthogonal in $L^2(-\infty, \infty)$:

$$\int_{-\infty}^{+\infty} \hat{H}_k(x) \hat{H}_m(x) dx = \sqrt{\pi} \delta_{km}, \quad k, m \geq 0.$$

In the last few decades, many investigations concerning the theory and application of Hermite functions have been carried out, and an early review can be seen in [8]. Although the computing domain is infinite for Hermite spectral methods, the region of our main interest is still finite. This fact led to the appearance of the most important concept in the practical sense: the scaling factor [9,10]. There have been many Hermite spectral (or, pseudospectral) studies which investigated partial differential equations from different fields [11,12,13,14,15,16,17,18,19,20]. Most researches in this field have so far dealt with one-dimensional problems, or multi-dimensional problems with only one Hermite direction. One most recent paper [21] deals with two-dimensional partial differential equations with two Hermite directions, and takes an elliptic equation with a harmonic potential and a class of nonlinear wave equations into consideration. However, so far as we know, there has been no effort in solving the multi-dimensional Navier-Stokes (NS) equations with pure Hermite spectral (or Hermite pseudospectral) methods, and this is the main object of this paper.

The paper is arranged as follows: the numerical details are described in Sec. 2, and the performance of some validating tests is introduced in Sec. 3, and the discussions and some related future work are presented in Sec. 4.

2 Numerical scheme for the Hermite pseudospectral NS solver

The 2D incompressible NS equations on the infinite domain $\vec{x} = (x, y) \in [-\infty, +\infty] \times [-\infty, +\infty]$ in terms of vorticity and stream function are written as

$$\frac{\partial \omega}{\partial t} + \mathbf{u} \cdot \nabla \omega = \nu \Delta \omega, \quad (2)$$

$$\Delta \psi = -\omega, \quad (3)$$

where $\mathbf{u} = (u, v)$ is the velocity, ν the kinematic viscosity, ψ stream function, and vorticity $\boldsymbol{\omega} = (0, 0, \omega) = \nabla \times \mathbf{u}$. The stream function is related to velocity by $u = \partial \psi / \partial y$ and $v = -\partial \psi / \partial x$. We use pseudospectral methods to solve Eq. (2) by expanding u, v, ψ , and ω in a truncated Hermite series.

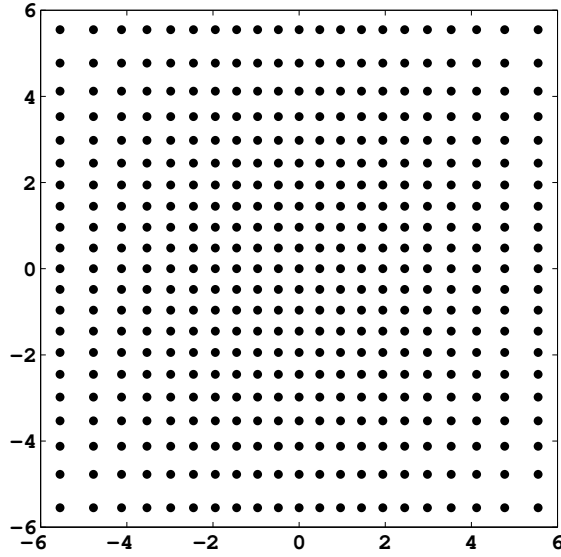


Fig. 1. Distribution of grid points for the resolution of 20×20 . Here, $x_0 = 5.55$ is the largest root of $\hat{H}_{21}(x)$. Note that the density of points is slightly higher in the center, which is much clearer in Fig. 2.

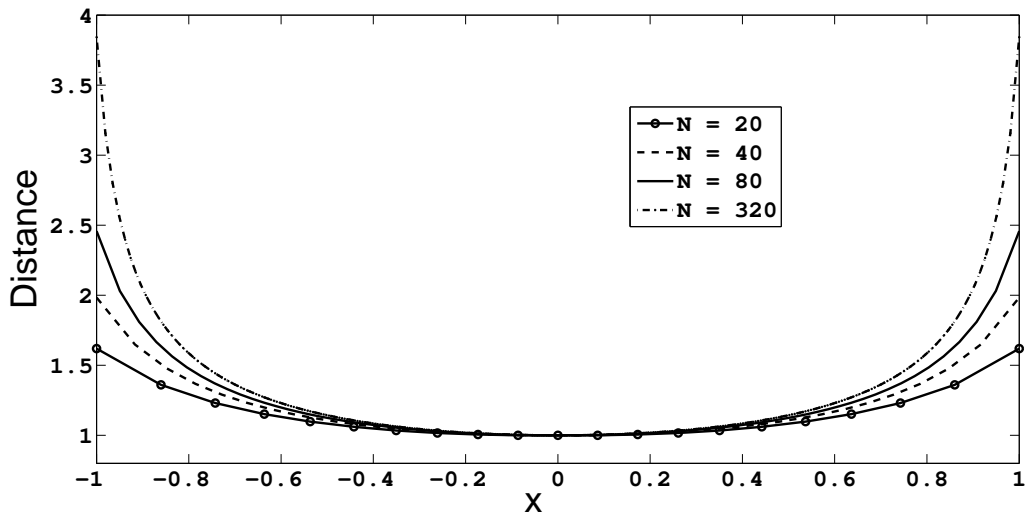


Fig. 2. Distances between grid points and their neighboring points for different resolutions. All points are confined within the $[-1, 1]$ box. The distance is scaled by the shortest distance of the corresponding resolution, which always locates in the center.

2.1 Expansions

In pseudo-spectral methods, the optimal pseudo-spectral points are the roots of $\hat{H}_{N+1}(x)$, which are denoted by $\{x\}_{j=0}^N$ with the order $x_0 > x_1 > \dots > x_N$. Since $x_0 = -x_N \approx \sqrt{2N}$, the values of vorticity in our solver are defined on the grid points in the box of $[-x_0, x_0] \times [-x_0, x_0]$ (e.g., see Fig. 1 or Figs. 6 in [7]).

With the three-term recurrence:

$$\hat{H}_0(x) = e^{-x^2/2}, \quad \hat{H}_1(x) = \sqrt{2}xe^{-x^2/2},$$

$$\hat{H}_{n+1}(x) = x\sqrt{\frac{2}{n+1}}\hat{H}_n(x) - \sqrt{\frac{n}{n+1}}\hat{H}_{n-1}(x), \quad n \geq 1, \quad (4)$$

the values of $\hat{H}_n(x_j)$, $0 \leq n, j \leq N$ can be calculated. The 2D vorticity field is then transformed to the Hermite spectral space with the following equation:

$$\omega(x, y) = \sum_{k_x=0}^N \sum_{k_y=0}^N \hat{\omega}_{k_x, k_y} \hat{H}_{k_x}(x) \hat{H}_{k_y}(y), \quad (5)$$

where $\hat{\omega}_{k_x, k_y}$ is the Hermite coefficients and $\mathbf{k} = (k_x, k_y)$ wave numbers for x and y directions. The Hermite coefficients are determined by

$$\hat{\omega}_{k_x, k_y} = \frac{\pi}{(N+1)^2} \sum_{j=0}^N \frac{\hat{H}_{k_y}(y_j)}{\hat{H}_N^2(y_j)} \left(\sum_{i=0}^N \frac{\hat{H}_{k_x}(x_i)}{\hat{H}_N^2(x_i)} \omega(x_i, y_j) \right), \quad 0 \leq k_x, k_y \leq N. \quad (6)$$

The above direct evaluation takes $O(N^3)$ operations. With the Fast Hermite Transform [22,23], only $O(N^2 \log^2 N)$ operations are needed.

In real simulations, it is impossible to focus on the infinite domain, so we always concentrate on some small regions, e.g. $[-L, L] \times [-L, L]$. Hence, the scaling factor $a = \gamma_0/L$ is used in Eq. (5) since

$$\omega(x, y) = \sum_{k_x=0}^N \sum_{k_y=0}^N \hat{\omega}_{k_x, k_y} \hat{H}_{k_x}(ax) \hat{H}_{k_y}(ay)$$

is equivalent to

$$\omega(x/a, y/a) = \sum_{k_x=0}^N \sum_{k_y=0}^N \hat{\omega}_{k_x, k_y} \hat{H}_{k_x}(x) \hat{H}_{k_y}(y).$$

In this paper, the determination of L is 1) as small as possible; 2) to make sure that the vorticity outside the box of grid points is zero.

2.2 Differentials

The Hermite coefficients of first derivatives can be obtained through those of the primitive function with $O(N^2)$ operations, for example:

for all $0 \leq k_x, k_y \leq N$,

$$(\hat{\omega}_x)_{k_x, k_y} = \sqrt{\frac{k_x+1}{2}} \hat{\omega}_{k_x+1, k_y} - \sqrt{\frac{k_x}{2}} \hat{\omega}_{k_x-1, k_y},$$

$$(\hat{\omega}_y)_{k_x, k_y} = \sqrt{\frac{k_y+1}{2}} \hat{\omega}_{k_x, k_y+1} - \sqrt{\frac{k_y}{2}} \hat{\omega}_{k_x, k_y-1},$$

with the understanding that $\hat{\omega}_{-1,j} = \hat{\omega}_{j,-1} = \hat{\omega}_{N+1,j} = \hat{\omega}_{j,N+1} = 0$, for $0 \leq j \leq N$. And the coefficients of the higher-order derivatives can be obtained similarly from those of lower-order derivatives.

2.3 Solving the Navier-Stokes Equations: Eq. (3)

The reverse of ψ from ω by Eq. (3) is quite expensive since

$$\begin{aligned}
 -(\hat{\omega})_{k_x, k_y} &= (\hat{\psi}_{xx})_{k_x, k_y} + (\hat{\psi}_{yy})_{k_x, k_y} = \\
 &= \frac{\sqrt{(k_x+1)(k_x+2)}}{2} \hat{\psi}_{k_x+2, k_y} - \frac{2k_x+1}{2} \hat{\psi}_{k_x, k_y} + \frac{\sqrt{k_x(k_x-1)}}{2} \hat{\psi}_{k_x-2, k_y} \\
 &+ \frac{\sqrt{(k_y+1)(k_y+2)}}{2} \hat{\psi}_{k_x, k_y+2} - \frac{2k_y+1}{2} \hat{\psi}_{k_x, k_y} + \frac{\sqrt{k_y(k_y-1)}}{2} \hat{\psi}_{k_x, k_y-2}.
 \end{aligned} \tag{7}$$

$$\tag{8}$$

A sparse $(N+1)^2 \times (N+1)^2$ matrix with $5N(N+8)$ non-zero elements has to be dealt with. Our numerical experiments show that the resultant equation system is not very well conditioned, and some pivoting is necessary for fairly large N to solve the above equations (e.g., see [24]).

2.4 Solving the Navier-Stokes Equations: Eq. (2)

The actual time integration of Eq. (2) is carried out by evaluating the Hermite expansion coefficients in course of time, and we only go back to physical space when we compute the nonlinear term $J = \mathbf{u} \cdot \nabla \omega$ of the vorticity equation. We discretize the advection term J with a 2^{nd} order Adams-Bashforth scheme. The application of Eq. (2) in spectral space gives

$$\hat{\omega}_{\mathbf{k}}^{t+1} - \hat{\omega}_{\mathbf{k}}^t = -\Delta t \left(\frac{3}{2} \hat{J}_{\mathbf{k}}^t - \frac{1}{2} \hat{J}_{\mathbf{k}}^{t-1} \right) - \nu \Delta t \mathbf{k}^2 \hat{\omega}_{\mathbf{k}}^t, \tag{9}$$

where $\hat{\omega}_{\mathbf{k}}^t$ and $\hat{J}_{\mathbf{k}}^t$ are the Hermite coefficients of ω and J at time t , respectively. The value of $\hat{J}_{\mathbf{k}}^t$ is obtained by the combination of Hermite transforms and the so-called de-aliasing technique by padding or truncation [25].

As a comparison, the time integration for Fourier or Chebyshev spectral solver normally adopts a semi-implicit scheme. For example, the so-called ABCN scheme is adopted in a Fourier code [26]:

$$\hat{\omega}_{\mathbf{k}}^{t+1} - \hat{\omega}_{\mathbf{k}}^t = -\Delta t \left(\frac{3}{2} \hat{J}_{\mathbf{k}}^t - \frac{1}{2} \hat{J}_{\mathbf{k}}^{t-1} \right) - \frac{\nu \Delta t}{2} \mathbf{k}^2 (\hat{\omega}_{\mathbf{k}}^{t+1} + \hat{\omega}_{\mathbf{k}}^t). \tag{10}$$

There are two reasons why the explicit time scheme is adopted in this solver:

- It has been shown that the spectral radii for the first and second Hermite differentiation matrices are $O(\sqrt{N})$ and $O(N)$, respectively [27]. This places rather weak stability restrictions on the Hermite method, and for the standard heat equation [6], a maximum step size in the time

Table 1

The error in the Burgers vortex simulations at $t = 4.0$.

Time step	Resolution	L_∞ error
0.0005	120x120	1.03×10^{-3}
0.00025	200x200	5.62×10^{-4}
0.000125	400x400	2.70×10^{-4}

direction of order $O(1/N)$ is required, whereas for Fourier and Chebyshev methods it is of order $O(1/N^2)$, $O(1/N^4)$, respectively. In the actual calculations this means that we need not even consider implicit time integration methods with the Hermite method.

- For the Fourier spectral methods, the solution of Poisson equation can be obtained with trivial efforts of $O(N^2)$ operations, so the semi-implicit scheme only causes few extra computations. On the other hand, the semi-implicit scheme of the Hermite solver leads to an equation system similar to that of Eq. (7), which means extra nontrivial computation and computer memory. Our numerical experiment shows that the adoption of the semi-implicit scheme in Hermite simulations does not lead to a larger time step.

3 Validation and comparison

The main purpose of this section is to validate the Hermite pseudospectral solver, and to show some improvement of it when compared with other numerical schemes. Three numerical experiments are performed:

- a steady axisymmetric solution for 2D NS equation (subsection 3.1);
- an unsteady axisymmetric solution with exact formula to describe its evolution (subsection 3.2);
- an unsteady non-axisymmetric solution without any exact formula to describe its evolutions, but its comparison is also easy since it has been widely adopted for validating new codes in many previous studies (subsection 3.3).

3.1 Burgers vortex: a steady solution

The Burgers vortex is a steady viscous vortex maintained by a secondary flow, and provides an excellent example of a balance between convection, intensification and diffusion of vorticity. In the 2D case, the corresponding governing equations are

$$\frac{\partial \omega}{\partial t} + (-\alpha x + u) \frac{\partial \omega}{\partial x} + (-\beta y + v) \frac{\partial \omega}{\partial y} = (\alpha + \beta)\omega + \nu \Delta \omega, \quad (11)$$

$$\Delta \psi = -\omega, \quad u = \frac{\partial \psi}{\partial y}, \quad v = -\frac{\partial \psi}{\partial x}. \quad (12)$$

When $\alpha = \beta > 0$, $\omega(x, y) = \Omega e^{-\alpha(x^2+y^2)/2\nu}$ is an exact steady solution to the above equations [28], where the constance Ω is arbitrary and also a measure of the magnitude of the vorticity.

In the following simulation, the grid points are confined in a box of $[-3.5, 3.5] \times [-3.5, 3.5]$. For other parameters, we choose $\Omega = 10.0$, $\alpha = 0.012$ and $\nu = 0.0025$.

To justify the result of our simulation, the L_∞ error is introduced as

$$L_\infty = \max \left(\text{abs} \left(\frac{\omega_{simulation}(x, y, t) - \omega_{exact}(x, y, t)}{\Omega} \right) \right),$$

and the above definition will also be adopted in the next subsection.

Three different resolutions are adopted in this subsection. The errors between the $t = 4.0$ results from our simulation and the original initial input data are shown in Tab. 1. It seems that, for all simulations, the L_∞ errors are very small, and decrease with higher resolutions.

As discussed before in subsection 2.4, the time steps for different grids in Tab. 1 show that the maximum value of time step is of order $O(1/N)$, even with the explicit time integration methods as described in Eq. (9). The same conclusion can be drawn for all simulations described in this section. The only difference in this subsection is that all time steps here are much smaller than those in Tab. 2 because of the existence of the secondary flow (see the α and β related terms in Eq. (11)).

3.2 *Lamb-Oseen vortex: a self-similar unsteady solution*

Eqs. (11)&(12) are not real since they are maintained by a secondary flow. Without any external force or second flow, there will be no steady vortex for Eqs. (2)&(3). However, there is an exact time-dependent solution for the initial condition $\omega(x, y, 0) = 2\pi \exp(-(x^2 + y^2))$:

$$\omega(x, y, t) = \frac{2\pi}{1 + 4\nu t} \exp\left(-\frac{x^2 + y^2}{1 + 4\nu t}\right). \quad (13)$$

This vortex is named after Horace Lamb and Carl Wilhelm Oseen (the Lamb-Oseen vortex) [29], which models a line vortex that decays due to viscosity. Note that this solution is still axisymmetric and self-similar, but can provide more confirmation about our explicit time integration methods when compared with the steady solution in the previous subsection.

In the following simulations, the grid points are confined in a box of $[-2\pi, 2\pi] \times [-2\pi, 2\pi]$, and viscosity is set to be 0.00037. Three different resolutions are adopted. The errors between the $t = 4.0$ results from our simulations and Eq. (13) are shown in Tab. 2. Again, for all simulations, the L_∞ errors are very small, and decrease with higher resolutions.

3.3 *Axisymmetrization of an isolated vortex*

In this subsection, we will conduct a study of the axisymmetrization of an isolated vortex based on that used in the 1987 paper by Melander, McWilliams, and Zabusky [3]. The governing equations

Table 2

The error in the Lamb-Oseen vortex simulations at $t = 4.0$.

Time step	Resolution	L_∞ error
0.0025	120x120	1.38×10^{-3}
0.00125	200x200	6.54×10^{-4}
0.000625	400x400	2.32×10^{-4}

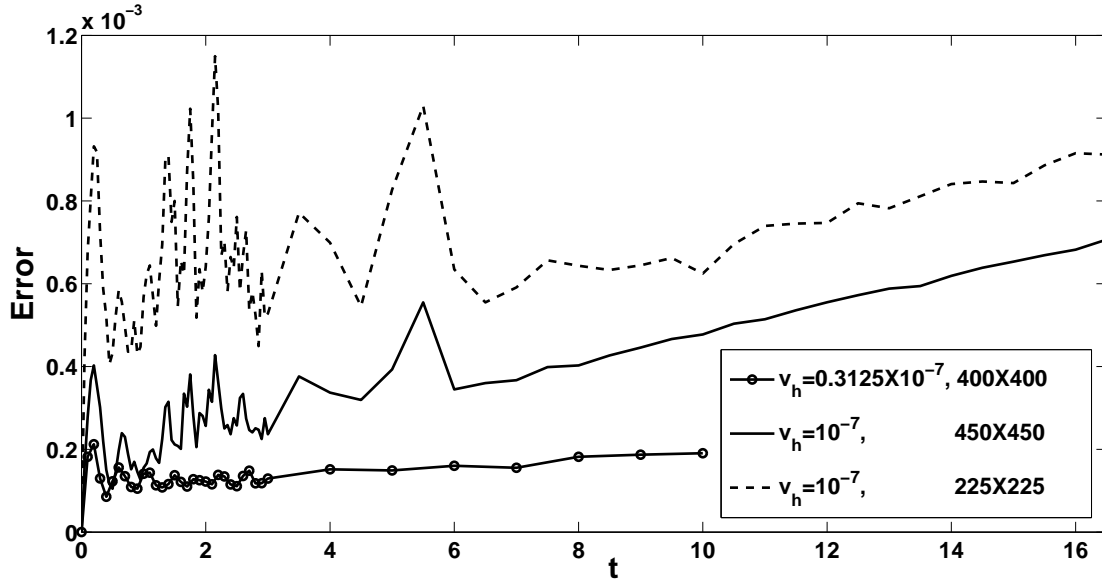


Fig. 3. The relative errors in the conservation of maximum vorticity for the three Hermite simulations in subsection 3.3.

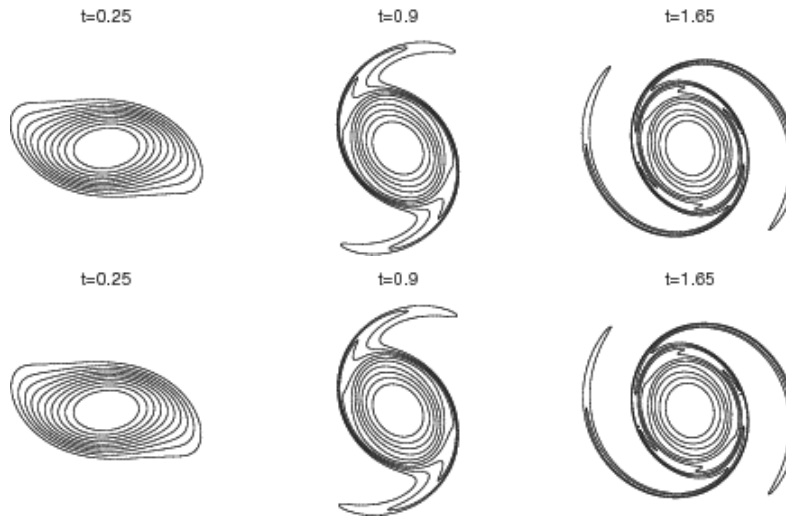


Fig. 4. Contours of vorticity for Run1 (the first row) and Run2 (the second row). All plots are rotated by 124.6 degree to compare with the results of Figs. 5.2 in [4] with the vortex methods.

are

$$\frac{\partial \omega}{\partial t} + u \frac{\partial \omega}{\partial x} + v \frac{\partial \omega}{\partial y} = -\nu_h \Delta^2 \omega, \quad (14)$$

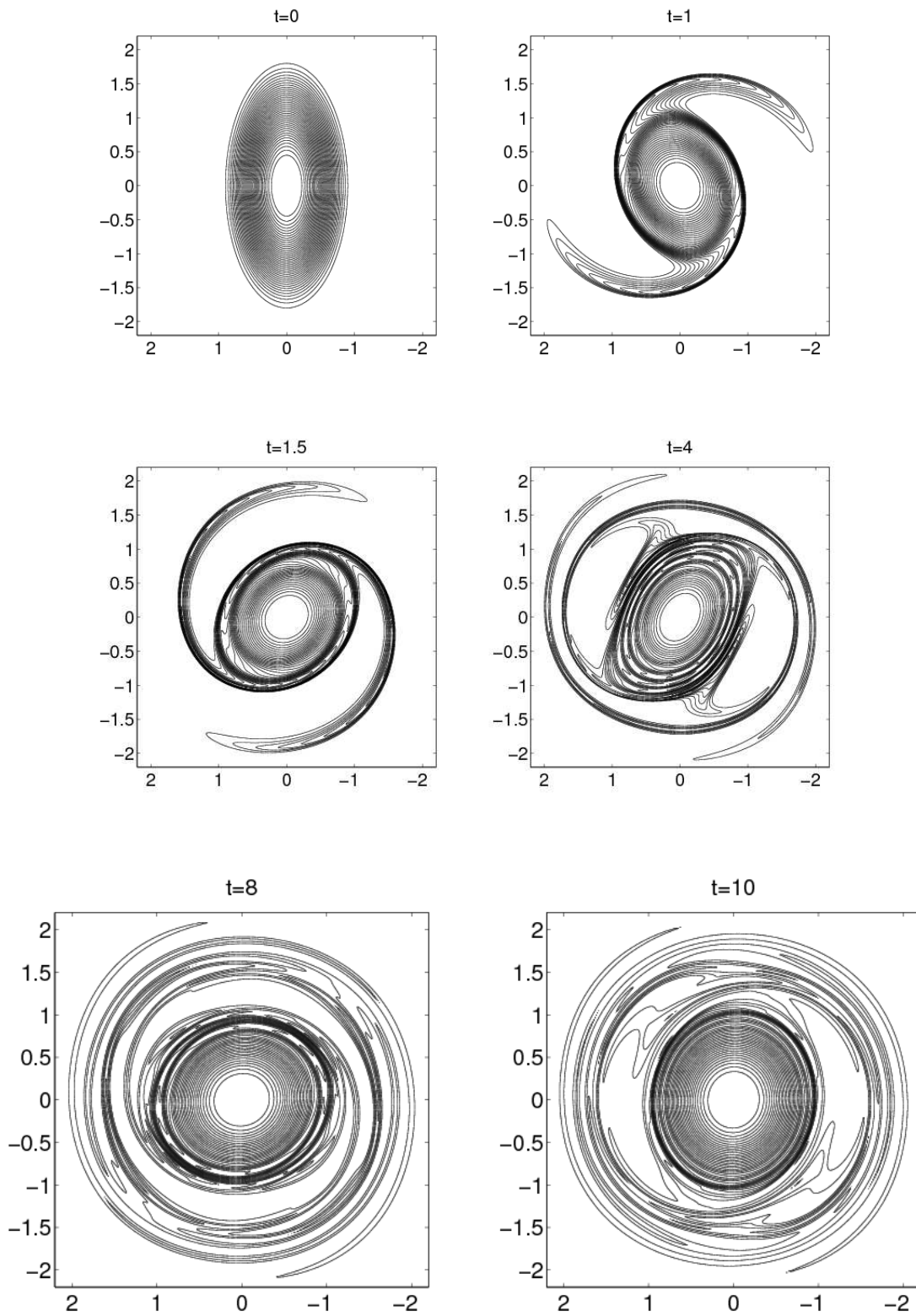


Fig. 5. Contours of vorticity for Run3, and all plots are rotated by 90 degree to compare with the vortex method results of Figs. 10 in [30].

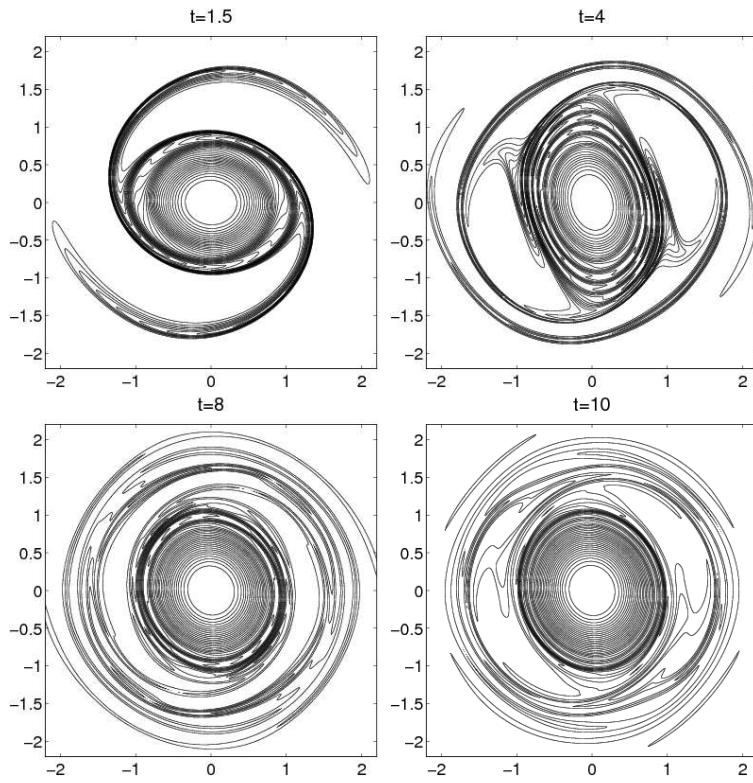


Fig. 6. Contours of vorticity for Run4.

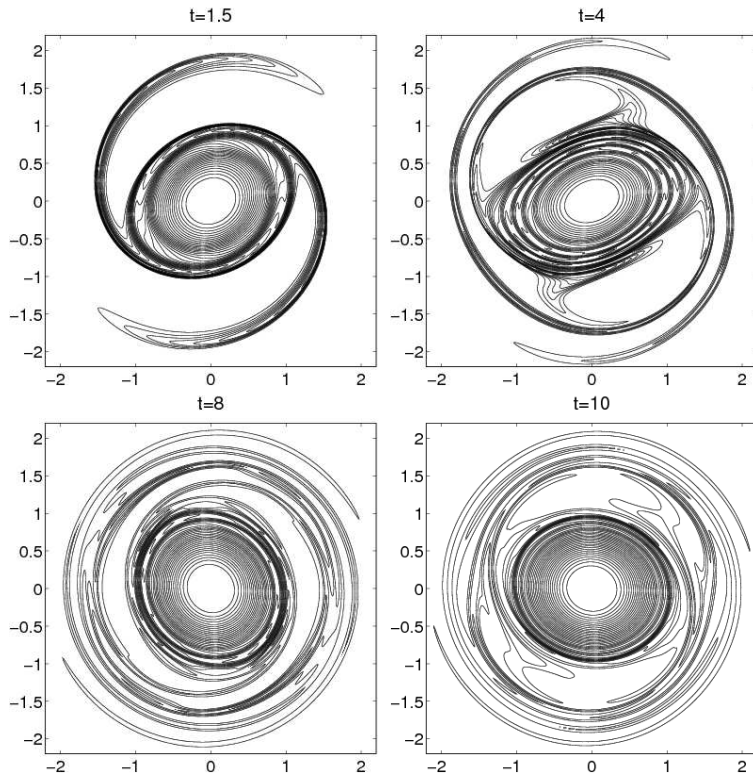


Fig. 7. Contours of vorticity for Run5.

$$\Delta\psi = -\omega, \quad u = \frac{\partial\psi}{\partial y}, \quad v = -\frac{\partial\psi}{\partial x}. \quad (15)$$

Here, ν_h is hyperviscosity.

The initial conditions are an elliptical vortex with a smooth transition between rotational and irrotational fluid:

$$\omega(x, y, 0) = \begin{cases} 20 - 20 \exp \left[-\frac{\kappa}{r} \exp \left(\frac{1}{r-1} \right) \right] & r < 1 \\ 0 & r \geq 0, \end{cases} \quad (16)$$

where $r \equiv \sqrt{\frac{x^2}{2} + 2y^2}$ and $\kappa = \frac{1}{2}e^2 \ln(2)$. The similar question has been investigated by quite a few groups, and two numerical schemes are selected and compared here. One is the Fourier pseudospectral method which has high spectral accuracy but double periodical condition [3], and another is the vortex method which is also implemented on the infinite domain [4,30].

The evolution of vortex is central symmetric, but not axisymmetric any more. Three simulations are performed:

Run1 uses 225×225 grids within $[-\pi, \pi] \times [-\pi, \pi]$, $\nu_h = 10^{-7}$, and the time step is 5.0×10^{-4} ;
Run2 uses 450×450 grids within $[-2\pi, 2\pi] \times [-2\pi, 2\pi]$, $\nu_h = 10^{-7}$, and the time step is 2.5×10^{-4} ;
Run3 uses 400×400 grids within $[-\pi, \pi] \times [-\pi, \pi]$, $\nu_h = 0.3125 \times 10^{-7}$, and the time step is 1.5625×10^{-4} .

Throughout the simulations, the region of our main interest, which covers all non-zero vorticity, is confined in the box of $[-2.2, 2.2] \times [-2.2, 2.2]$ (see Figs. 5). For Run1 and Run2, the shortest distances between grid points are almost identical (≈ 0.02). Fig. 2 also shows that the grid points almost equally distribute near the center, so Run1 and Run2 can roughly be treated as simulations with the same resolution. Of course, the effective resolution of Run3 is the highest among the three simulations.

An easy self-checking technique is to study the time evolutions of maximum vorticity, which is conserved for an inviscid fluid. The relative errors of the maximum vorticity of the three runs are shown in Fig. 3. It is obvious that Run3 has the highest precision, and the error is around 10^{-4} all the time. For the two compared runs, the maximum vorticity of Run2 is better conserved than Run1 throughout the whole simulations. Despite the similar effective resolutions, the spectral accuracy of our solver brings Run2 a higher precision than that of Run1. On the other hand, the corresponding error in the vortex methods is about ten times larger than our results (see, e.g. [30]).

It has been shown that for Fourier spectral methods, some artificial boundary conditions such as the sponge-layer are required to absorb the incoming vortex filaments [5]. Without any special treatment, the Fourier spectral method will cause about 17-degree overrotation at $t = 1.65$ in the smaller domain simulation ($[-\pi, \pi] \times [-\pi, \pi]$), and about 3-degree overrotation for the larger domain $[-2\pi, 2\pi] \times [-2\pi, 2\pi]$ [4]. However, no overrotation appears for Run1 and Run2 despite the different sizes of grid boxes because there is no boundary in our simulations. Also, a good agreement is reached when the vorticity evolutions of our simulations are compared with those of vortex method (Figs. 4 & 5). At the late stages of simulations, more and more filaments are generated, and it becomes a challenge for any numerical scheme to capture all these fine vortex structures. The related vorticity contours of Run3 are presented in Figs. 5 and those very fine filaments are captured even after $t > 8$. So, for the current problem, the Hermite spectral method

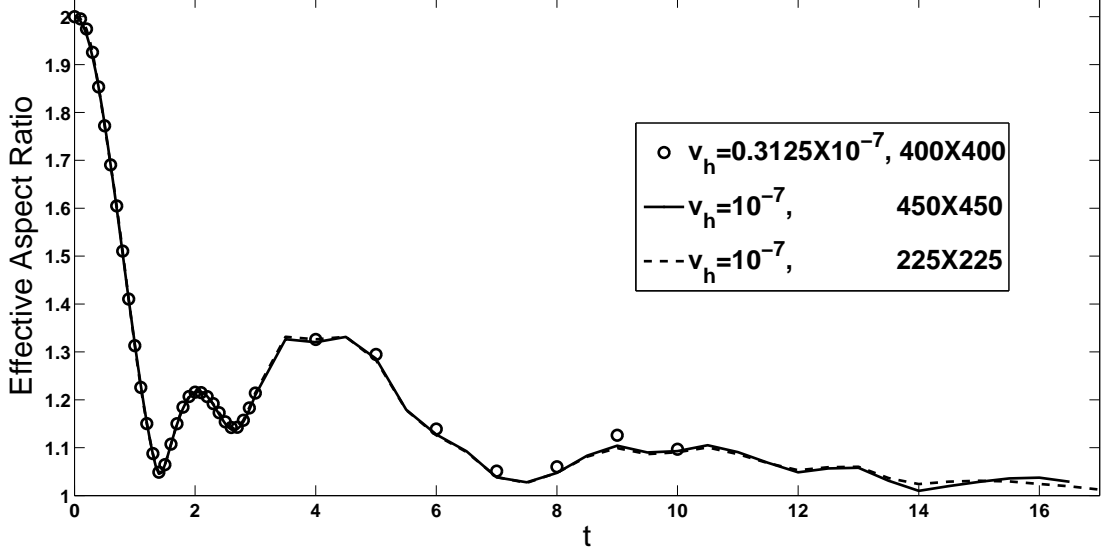


Fig. 8. Evolution of the effective aspect ratio of the vorticity field from the three simulations in subsection 3.3.

has the merits of both numerical schemes having been compared: the high spectral accuracy as that of Fourier spectral methods, and the infinite domain computing as that of vortex methods.

Two compared simulations with the same ν_h and initial conditions as those of Run3 are performed by the Fourier Pseudo-spectral methods [26]:

Run4 uses 512×512 grids on the domain of $[-\pi, \pi] \times [-\pi, \pi]$;

Run5 uses 1024×1024 grids on the domain of $[-2\pi, 2\pi] \times [-2\pi, 2\pi]$.

Except the phenomenon of overrotation, there is no big difference in the contour plots of Fourier and Hermite simulations until $t = 4$. The overrotation in Run4 causes some vortex filaments to drift away from the view box at $t = 8$, and some peripheral filaments break at $t = 10$ (Figs. 6). The large domain size in Run5 not only alleviates the overrotation, but also keeps the vortex filaments unbroken and well confined in the view box (Figs. 7).

The phenomenon of axisymmetrization can be quantified by considering the effective aspect ratio of vortical structures defined as

$$\lambda = \sqrt{\frac{G + R}{G - R}}, \quad (17)$$

where $R^2 = D^2 + 4G_{11}^2$, $D = G_{20} - G_{02}$, $G = G_{20} + G_{02}$, and $G_{mn} = \int \int \omega(x, y) x^m y^n dx dy$. Despite different ν_h s and resolutions, the time evolutions of effective aspect ratios show good agreement for all three simulations in this subsection. Run3, which has a different ν_h , begins to have some difference from the other two runs after $t = 5$. There is almost no difference for the two compared runs until $t = 13$. Again, the time evolutions of aspect ratio here are in good agreement with those of previous studies (e.g., [30]).

Finally, two numerical schemes for the infinite domain can be compared.

- Vortex methods are developed as a grid-free methodology that is not limited by the fundamental smoothing effects associated with grid-based methods. The small scale and large scale are accurately simulated at the same time. They are especially well-suited to simulating filamentary motion, such as wisps of smoke, and in real-time simulations such as video games, because of the fine detail achieved by using minimal computation.
- The Hermite spectral method is a grid-based method. If all non-zero vortices throughout simulations are confined in a small region, the spectral method has a higher accuracy than vortex methods. On the other hand, if some vortex filaments are drifted away from the view box, the Hermite spectral method requires a smaller scale factor to capture them. This means that the grid points are spread on a larger region, and more grid points are needed to guarantee the effective resolution within the region of our main interest. Moreover, a lot of computing time is wasted since vorticity is zero on most grid points.

4 Conclusions

To sum up, the Hermite spectral scheme presented in this paper can be used in solving 2D NS equations on the infinite domain. Of course, because of the definition of the Hermite function (Eq. (1)), the resultant solutions of this solver should decay exponentially as $(x, y) \rightarrow \infty$. The primary variable in this paper is ω , and the vorticity outside the box of grid points is almost zero, and thus the Hermite spectral methods apply. In the future, the same solver will be adopted to explore the Oseen vortex as a maximum entropy state of a two dimensional flow [1]. The Hermite spectral methods may also be used in exploring the phenomena of thermocapillary drop migration, where velocity far away from the drop is close to zero [31].

Acknowledgements

This project is supported by the NSF of China (Contract No. G11172308). I thank Prof. David C. Montgomery, Prof. Louis F. Rossi, Prof. William H. Matthaeus, and Dr. Hengbin An for their helpful suggestions.

References

- [1] D. Montgomery and W. Matthaeus, Oseen vortex as a maximum entropy state of a two dimensional fluid, *Physics of Fluids*, **23** (2011) 075104.
- [2] Z. Yin, L. Chang, W. Hu, Q. Li, and H. Wang, Numerical simulations on thermocapillary migrations of nondeformable droplets with large Marangoni numbers, *Physics of Fluids*, **24** (2012)092101.
- [3] M. Melander, J. McWilliams, and N. Zabusky, Axisymmetrization and vorticity-gradient intensification of an isolated two-dimensional vortex through filamentation, *Journal of Fluid Mechanics*, **178**, (1987) 137-159.

- [4] R. Platte, L. Rossi, and T. Mitchell, Using global interpolation to evaluate the Biot-Savart integral for deformable elliptical Gaussian vortex elements, *SIAM Journal on Scientific Computing*, **31**, (2009) 2342-2360.
- [5] A. Mariotti, B. Legras, and D. Dritschel, Vortex stripping and the erosion of coherent structures in two-dimensional flows, *Physics of Fluids*, **6** (1994) 3954-3962.
- [6] J. Shen and T. Tang, *Spectral and High-order Methods with Applications*, Science Press, Beijing, (2006).
- [7] J. Shen and L. Wang, Some recent advances on spectral methods for unbounded domains, *Communications in Computational Physics*, **5** (2009) 195-241.
- [8] J. Boyd, *Chebyshev and Fourier Spectral Methods*(second edition), Dover, New York, (2001).
- [9] T. Tang, The Hermite spectral method for Gaussian-type functions, *SIAM Journal on Scientific Computing*, **14(3)** (1993) 594-606.
- [10] D. Funago and O. Kavian, Approximation of some diffusion evolution equations in unbounded domains by Hermite functions, *Mathematics of Computation*, **57(196)** (1991) 597-619.
- [11] T. Tang, S. McKee, and M. Reeks, A spectral method for the numerical solutions of a kinetic equation describing the dispersion of small particles in a turbulent flow, *Journal of Computational Physics*, **103** (1992) 222-230.
- [12] B. Guo, Error estimation of Hermite spectral method for nonlinear partial differential equations, *Mathematics of Computation*, **68(227)** (1999) 1067-1078.
- [13] B. Guo and C. Xu, Hermite pseudospectral method for nonlinear partial differential equations, *Mathematical Modelling and Numerical Analysis*, **34(4)** (2000) 859-872.
- [14] J. Fok, B. Guo, and T. Tang, Combined Hermite spectral-finite difference method for the Fokker-Planck equation, *Mathematics of Computation*, **71(240)** (2001) 1497-1528.
- [15] J. Schumer and J. Holloway, Vlasov simulations using velocity-scaled Hermite representations, *Journal of Computational Physics*, **144** (1998) 626-661.
- [16] R. Weishaupl, C. Schmeiser, P. Markowich, and J. Borgna, A Hermite pseudo-spectral method for solving systems of Gross-Pitaevskii equations, *Communications in Mathematical Sciences*, **5(2)** (2007) 299-312.
- [17] K. Parand, M. Dehghan, A. Rezaei, and S. Ghaderi, An approximation algorithm for the solution of nonlinear Lane-Emden type equations arising in astrophysics using Hermite functions collocation method, *Computer physics Communications*, **181**) (2010) 1096-1108.
- [18] K. Parand, A. Rezaei, and S. Ghaderi, An approximate solution of MHD Falkner-Skan flow by Hermite functions pseudospectral method, *Communications in Nonlinear Science and Numerical Simulation*, **16**) (2011) 274-283.
- [19] G. Hagedorn, Raising and lowering operators for semiclassical wave packets, *Annals of Physics*, **269** (1998) 77-104.
- [20] E. Kieri, S. Holmgren, and H. Karlsson, An adaptive pseudospectral method for wave packet dynamics, *Journal of Chemical Physics*, **137** (2012) 044111.

- [21] X. Xiang and Z. Wang, Generalized Hermite approximations and spectral method for partial differential equations in multiple dimensions, *Journal of Scientific Computing*, (2013, in press).
- [22] J. Driscoll, D. Healy, and D. Rockmore, Fast discrete polynomial transforms with applications to data analysis for distance transitive graphs, *SIAM Journal on Computing*, **26** (1997) 1066-1099.
- [23] G. Leibon, D. Rockmore, W. Park, R. Taintor, and G. Chirikjian, A fast Hermite transform, *Theoretical Computer Science*, **409** (2008) 211-228.
- [24] W. Press, S. Teukolsky, W. Vetterling, and B. Flannery, *Numerical recipes in c++: The art of scientific computing (the 2nd edition)*, Cambridge university press, (2002), 55-58.
- [25] C. Canuto, C. Hussaini, A. Quarteroni, and T. Zang, *Spectral Methods in Fluid Dynamics*, Springer-Verlag, New York, (1987) 84-85
- [26] Z. Yin, H.J.H. Clercx, and D.C. Montgomery, An easily implemented task-based parallel scheme for the Fourier pseudospectral solver applied to 2D Navier-Stokes turbulence, *Computers and Fluids*, **33**, (2004) 509-520.
- [27] J. Weideman, The eigenvalues of Hermite and rational spectral differentiation matrices, *Numerische Mathematik* **61**, (1992) 409-432.
- [28] A. Robinson and P. Saffman, Stability and structure of stretched vortices, *Studies in applied mathematics*, **70** (1984) 163-181.
- [29] P. Saffman, M. Ablowitz, E. Hinch, J. Ockendon, and P. Olver, *Vortex dynamics*, Cambridge University Press, Cambridge, (1992).
- [30] P. Koumoutsakos, Inviscid axisymmetrization of an elliptical vortex, *Journal of Computational Physics*, **138** (1997) 821-857.
- [31] Z. Yin, P. Gao, W. Hu, and L. Chang, Thermocapillary migrations of nondeformable drops, *Physics of Fluids*, **20** (2008) 082101.