

# A strict error bound with separated contributions of the discretization and of the iterative solver in non-overlapping domain decomposition methods

Valentine Rey\*, Christian Rey†, Pierre Gosseletgosselet@lmt.ens-cachan.fr  
LMT-Cachan / ENS-Cachan, CNRS, UPMC, Pres UniverSud Paris  
61, avenue du président Wilson, 94235 Cachan, France

August 30, 2018

## Abstract

This paper deals with the estimation of the distance between the solution of a static linear mechanic problem and its approximation by the finite element method solved with a non-overlapping domain decomposition method (FETI or BDD). We propose a new strict upper bound of the error which separates the contribution of the iterative solver and the contribution of the discretization. Numerical assessments show that the bound is sharp and enables us to define an objective stopping criterion for the iterative solver.

**Keywords:** Verification; domain decomposition methods; FETI; BDD; convergence criterion.

## 1 Introduction

Developing robust numerical methods to solve systems of partial differential equations has become a major challenge in engineering. Indeed industrialists wish to adopt virtual testing in order to replace expensive experimental studies up to the certification of their structures. The massive use of virtual prototyping relies on the capacity to warrant the quality of the numerical solutions. In the context of the Finite Element Method (FEM), *a posteriori* error estimators permit to estimate the distance between the unknown exact solution and the numerical solution.

---

\*valentine.rey@lmt.ens-cachan.fr

†christian.rey@lmt.ens-cachan.fr

Initial methods [2, 12, 28] evaluated globally the effect of the spatial discretization for linear problems, they have been extended to non-linear and time-dependent problems, and to the estimation of the error on quantities of interest. Another prerequisite for virtual testing is the ability to conduct large scale computations, because reliable models involve lots of degrees of freedom. Non-overlapping Domain Decomposition Methods (DDM) offer a favorable framework for fast iterative solvers adapted to modern clusters [9].

Most upper bounds for the error which do not involve constants rely on the computation of admissible stress and displacement fields. In a recent paper [23], the classical methods to construct statically admissible fields were extended to the framework of substructured problems. The estimator which ensues is fully parallel and totally integrated to classical DD solvers BDD [16] and FETI [5]. It provides a guaranteed upper bound whether the iterative solver of the interface problem has converged or not; unfortunately, it is not able to separate the different sources of error, namely the error due to the discretization and the error due to the lack of convergence at the interface. In [23], a Gamma-shape structure clamped on its basis and sollicitated in traction and shear on its upper-right side was considered. The structure was split into 8 subdomains (Figure 1(a)) and the problem was solved with classical DD solver. The error estimation provided by the estimator proposed in [23] is computed at each iteration of the DD solver (Figure 1(b)). We clearly observe L-shaped curves highlighting the fast convergence rate of the estimator  $e_{CR}^{DDM}$  with respect to the domain decomposition residual. After a few iterations, the error due to the non-verification of the continuity and balance on the interface is insignificant compared to the contribution of the discretization error (which can be visualized by the estimator of the sequential problem). On that example, we observe that, whatever the substructuring, after 4 iterations there is no improvement of the approximation, while classical stopping criteria based on the decrease of a norm of the interface residual would imply 5 times more iterations.

Then in order to avoid oversolving, we wish to distinguish the contributions of the discretization and of the iterative solver to the estimation of the error. The non-convergence of the solver will be referred to as the algebraic error and no other sources of errors (rounding, representation of the loadings) will be considered.

Various articles have dealt with the separation of the contributions to the error and with the definition of new stopping criteria. In [1] the author insists on the use of the energy norm for the measurement of the residual instead of a classical Euclidean norm, in order to link the iterative methods to the properties of the approximated problem. In the framework of multigrid methods, an adaptive procedure to define both the refinement and the stopping criterion is developed in [3]. However, this technique demands the computation of constants since it is

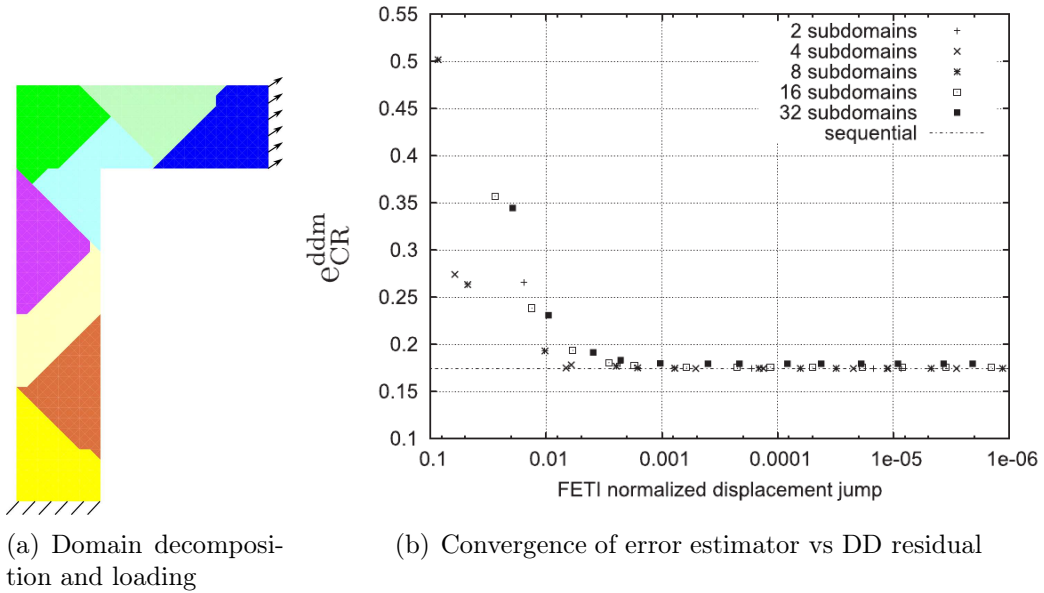


Figure 1: Error estimator from [23]

based on *a priori* estimates. The error in constitutive relation does not require the calculation of such constants and provides guaranteed upper bounds, it was applied to various problems that introduce other sources of error. In [6, 7], the authors define a time error indicator to separate the part of the error due to the time discretization from the part due to the space discretization, and they use it to optimize the time steps. This work is extended in [13] in which an indicator of the effect of non-linear iterations complete the total error estimation. Finally, in the case of contact problems, the separation of the discretization error and of the algebraic error is performed for problems solved with the fixed-point method [17] and with a Neumann-Dirichlet algorithm [8]. Nevertheless, the computation of all those indicators requires the resolution of auxiliary problems which considerably increase the cost of the estimation (indeed, one has to compute statically admissible fields for each problem, which can be a costly step). For the finite volume method, the separation of the different sources of error and the definition of a new stopping criterion is exposed in [10] for second-order elliptic problems. This question of balancing the sources of error has also been addressed for error estimation on quantity of interest: in [18], a goal-oriented procedure to solve a problem with the multigrid method with a level of precision specified by the user is proposed; a similar approach is presented in [4] for the bound method [20, 19].

In this paper, we present a new guaranteed upper bound that separates the algebraic error (represented by a well chosen norm of the residual) from the dis-

cretization error of the subdomains in the case of a linear problem solved with a classical DD solver (BDD or FETI). This separation enables us to define a new stopping criterion for the iterative solver. The method relies on the parallel procedures to build admissible fields proposed in [23] but compared to the estimator of that paper, the procedures are called much less often.

The paper is organized as follow. In Section 2 we define the reference problem, we recall the principle of the error in constitutive relation and we detail the error estimation in the substructured context by highlighting the fields created in the FETI and BDD solvers. In Section 3 we prove the new guaranteed upper bound separating the algebraic error and the discretization error on each subdomain and we explain how it leads us to define a new stopping criterion for the iterative solver. In Section 4, we apply our new upper bound to two 2D mechanical problems. We compare the behavior of the new upper bound with the one introduced in [23] and study the evolution of each term of the inequality during the iterations. Section 5 concludes the paper.

## 2 A posteriori error estimation in substructured context

### 2.1 Reference problem

Let  $\mathbb{R}^d$  represent the physical space ( $d$  is the dimension of the physical space). Let us consider the static equilibrium of a (polyhedral) structure which occupies the open domain  $\Omega \subset \mathbb{R}^d$  and which is subjected to given body force  $\underline{f}$  within  $\Omega$ , to given traction force  $\underline{g}$  on  $\partial_g\Omega$  and to given displacement field  $\underline{u}_d$  on the complementary part of the boundary  $\partial_u\Omega$  ( $\text{meas}(\partial_u\Omega) \neq 0$ ). We assume that the structure undergoes small perturbations and that the material is linear elastic, characterized by Hooke's elasticity tensor  $\mathbb{H}$ . Let  $\underline{u}$  be the unknown displacement field,  $\underline{\varepsilon}(\underline{u})$  the symmetric part of the gradient of  $\underline{u}$ ,  $\underline{\sigma}$  the Cauchy stress tensor. Let  $\omega$  be an open subset of  $\Omega$ .

We introduce two affine subspaces and one positive form:

- Affine subspace of kinematic admissible fields (KA-fields)

$$\text{KA}(\omega) = \left\{ \underline{u} \in (\mathbb{H}^1(\omega))^d, \underline{u} = \underline{u}_d \text{ on } \partial\omega \cap \partial_u\Omega \right\} \quad (1)$$

and we note  $\text{KA}^0$  the following linear subspace:

$$\text{KA}^0(\omega) = \left\{ \underline{u} \in (\mathbb{H}^1(\omega))^d, \underline{u} = 0 \text{ on } \partial\omega \setminus \partial_g\Omega \right\} \quad (2)$$

- Affine subspace of statically admissible fields (SA-fields)

$$\text{SA}(\omega) = \left\{ \underline{\tau} \in (\mathbf{L}^2(\omega))_{\text{sym}}^{d \times d}; \forall \underline{v} \in \text{KA}^0(\omega), \right. \\ \left. \int_{\omega} \underline{\tau} : \underline{\varepsilon}(\underline{v}) d\Omega = \int_{\omega} \underline{f} \cdot \underline{v} d\Omega + \int_{\partial_g \Omega \cap \partial \omega} \underline{g} \cdot \underline{v} dS \right\} \quad (3)$$

- Error in constitutive equation

$$e_{\text{CR}\omega}(\underline{\mathbf{u}}, \underline{\sigma}) = \|\underline{\sigma} - \mathbb{H} : \underline{\varepsilon}(\underline{\mathbf{u}})\|_{\mathbb{H}^{-1}, \omega} \quad (4)$$

$$\text{where } \|\underline{\mathbf{x}}\|_{\mathbb{H}^{-1}, \omega} = \sqrt{\int_{\omega} (\underline{\mathbf{x}} : \mathbb{H}^{-1} : \underline{\mathbf{x}}) d\Omega}$$

The mechanical problem set on  $\Omega$  can be formulated as:

$$\text{Find } (\underline{\mathbf{u}}_{ex}, \underline{\sigma}_{ex}) \in \text{KA}(\Omega) \times \text{SA}(\Omega) \text{ such that } e_{\text{CR}\Omega}(\underline{\mathbf{u}}_{ex}, \underline{\sigma}_{ex}) = 0 \quad (5)$$

The solution to this problem, named “exact” solution, exists and is unique.

### 2.1.1 Finite element approximation

Let us consider a tessellation of  $\Omega$  to which we associate the finite-dimensional subspace  $\text{KA}_H(\Omega)$  of  $\text{KA}(\Omega)$ . The classical finite element displacement approximation consists in searching:

$$\begin{aligned} \underline{\mathbf{u}}_H &\in \text{KA}_H(\Omega) \\ \underline{\sigma}_H &= \mathbb{H} : \underline{\varepsilon}(\underline{\mathbf{u}}_H) \\ \int_{\Omega} \underline{\sigma}_H : \underline{\varepsilon}(\underline{v}_H) d\Omega &= \int_{\Omega} \underline{f} \cdot \underline{v}_H d\Omega + \int_{\partial_g \Omega} \underline{g} \cdot \underline{v}_H dS, \quad \forall \underline{v}_H \in \text{KA}_H^0(\Omega) \end{aligned} \quad (6)$$

Of course the approximation is due to the fact that in most cases  $\underline{\sigma}_H \notin \text{SA}(\Omega)$ .

After introducing the matrix  $\underline{\varphi}_H$  of shape functions which form a basis of  $\text{KA}_H(\Omega)$  (extended to Dirichlet degrees of freedom) and the vector of nodal unknowns  $\mathbf{u}$  so that  $\underline{\mathbf{u}}_H = \underline{\varphi}_H \mathbf{u}$ , the classical finite element method leads to the linear system:

$$\begin{pmatrix} \mathbf{K}_{rr} & \mathbf{K}_{rd} \\ \mathbf{K}_{dr} & \mathbf{K}_{dd} \end{pmatrix} \begin{pmatrix} \mathbf{u}_r \\ \mathbf{u}_d \end{pmatrix} = \begin{pmatrix} \mathbf{f}_r \\ \mathbf{f}_d \end{pmatrix} + \begin{pmatrix} 0 \\ \boldsymbol{\lambda}_d \end{pmatrix} \quad (7)$$

where  $\mathbf{K}$  is the (symmetric positive definite) stiffness matrix and  $\mathbf{f}$  is the vector of generalized forces; Subscript  $d$  stands for Dirichlet degrees of freedom (where

displacements are prescribed) and Subscript  $r$  represents the remaining degrees of freedom so that unknowns are  $\mathbf{u}_r$  and  $\boldsymbol{\lambda}_d$  where Vector  $\boldsymbol{\lambda}_d$  represents the nodal reactions:

$$\boldsymbol{\lambda}_d^T = \int_{\Omega} \underline{\underline{\sigma}}_{=H} : \underline{\underline{\varepsilon}}(\underline{\underline{\varphi}}_{Hd}) d\Omega - \int_{\Omega} \underline{\underline{f}} \cdot \underline{\underline{\varphi}}_{Hd} d\Omega - \int_{\partial_g \Omega} \underline{\underline{g}} \cdot \underline{\underline{\varphi}}_{Hd} dS \quad (8)$$

where  $\underline{\underline{\varphi}}_{Hd}$  is the matrix of shape functions restricted to the Dirichlet nodes and  $\underline{\underline{n}}$  the outer normal vector.

### 2.1.2 Error estimation

The estimator we choose is based on the error in constitutive equation. The fundamental relation is the following (Prager-Synge theorem, see for instance [14]):

$$\begin{aligned} \forall (\hat{\underline{\underline{u}}}, \hat{\underline{\underline{\sigma}}}) \in \text{KA}(\Omega) \times \text{SA}(\Omega), \\ \|\underline{\underline{\varepsilon}}(\underline{\underline{u}}_{ex}) - \underline{\underline{\varepsilon}}(\hat{\underline{\underline{u}}})\|_{\mathbb{H},\Omega}^2 + \|\underline{\underline{\sigma}}_{=ex} - \hat{\underline{\underline{\sigma}}}\|_{\mathbb{H}^{-1},\Omega}^2 = e_{\text{CR}\Omega}^2(\hat{\underline{\underline{u}}}, \hat{\underline{\underline{\sigma}}}) \end{aligned} \quad (9)$$

We note  $\|\underline{\underline{v}}\|_{\Omega} = \|\underline{\underline{\varepsilon}}(\underline{\underline{v}})\|_{\mathbb{H},\Omega}$  the energy norm of the displacement, and we retain the following bound:

$$\|\underline{\underline{u}}_{ex} - \hat{\underline{\underline{u}}}\|_{\Omega} \leq e_{\text{CR}\Omega}(\hat{\underline{\underline{u}}}, \hat{\underline{\underline{\sigma}}}) \quad (10)$$

For this problem one can choose  $\hat{\underline{\underline{u}}} = \underline{\underline{u}}_H \in \text{KA}(\Omega)$ . The construction of  $\hat{\underline{\underline{\sigma}}} \in \text{SA}(\Omega)$  is a more complex problem solved by various approaches [15, 22, 24].

## 2.2 A posteriori error estimation in substructured context

### 2.2.1 Substructured formulation

Let us consider a decomposition of domain  $\Omega$  in  $N_{sd}$  open subsets  $\Omega^{(s)}$  such that  $\Omega^{(s)} \cap \Omega^{(s')} = \emptyset$  for  $s \neq s'$  and  $\Omega = \bigcup_s \Omega^{(s)}$ . The interface between subdomains  $\Gamma^{(s,s')} = \Omega^{(s)} \cap \Omega^{(s')}$  is supposed to be regular enough for traces of locally admissible fields to be well defined.

The mechanical problem on the substructured configuration writes :

$$\forall s \begin{cases} \underline{\underline{u}}^{(s)} \in \text{KA}(\Omega^{(s)}) \\ \underline{\underline{\sigma}}^{(s)} \in \text{SA}(\Omega^{(s)}) \\ e_{\text{CR}\Omega^{(s)}}(\underline{\underline{u}}^{(s)}, \underline{\underline{\sigma}}^{(s)}) = 0 \end{cases} \quad \text{and} \quad \forall (s, s') \begin{cases} \text{tr}(\underline{\underline{u}}^{(s)}) = \text{tr}(\underline{\underline{u}}^{(s')}) \text{ on } \Gamma^{(s,s')} \\ \underline{\underline{\sigma}}^{(s)} \cdot \underline{\underline{n}}^{(s)} + \underline{\underline{\sigma}}^{(s')} \cdot \underline{\underline{n}}^{(s')} = \underline{\underline{0}} \text{ on } \Gamma^{(s,s')} \end{cases} \quad (11)$$

Indeed, the kinematic and static admissibility of each  $(\underline{\underline{u}}^{(s)}, \underline{\underline{\sigma}}^{(s)})$  inside  $\Omega^{(s)}$  is not sufficient to be globally admissible. The displacements need to be continuous and the tractions need to be balanced on interfaces. The set of fields  $\underline{\underline{u}}$  defined on  $\Omega$  such that  $\underline{\underline{u}}|_{\Omega^{(s)}} \in \text{KA}(\Omega^{(s)})$  without interface continuity is a broken space which we note  $\text{KA}(\bigcup \Omega^{(s)})$ .

### 2.2.2 Finite element approximation for the substructured problem

We assume that the tessellation of  $\Omega$  and the substructuring are conforming. This hypothesis implies that each element only belongs to one subdomain and nodes are matching on the interfaces. Each degree of freedom is either located inside a subdomain (Subscript i) or on its boundary (Subscript b).

Let  $\mathbf{t}^{(s)}$  be the discrete trace operator, so that  $\mathbf{u}_b^{(s)} = \mathbf{t}^{(s)}\mathbf{u}^{(s)}$ . Let us introduce the unknown nodal reaction on the interface  $\boldsymbol{\lambda}^{(s)}$ , the equilibrium of each subdomain writes:

$$\mathbf{K}^{(s)}\mathbf{u}^{(s)} = \mathbf{f}^{(s)} + \mathbf{t}^{(s)T}\boldsymbol{\lambda}^{(s)} \quad (12)$$

Let  $(\mathbf{A}^{(s)})$  and  $(\mathbf{B}^{(s)})$  be the primal and dual assembly operator so that the discrete counterpart of the interface admissibility equations is:

$$\left\{ \begin{array}{l} \sum_s \mathbf{B}^{(s)}\mathbf{t}^{(s)}\mathbf{u}^{(s)} = 0 \\ \sum_s \mathbf{A}^{(s)}\boldsymbol{\lambda}^{(s)} = 0 \end{array} \right. \quad (13)$$

Equations (12,13) form the discrete substructured system, which is equivalent to the global problem (7).

Note that in the case when Subdomain  $s$  has not enough Dirichlet boundary conditions then the reaction has to balance the subdomain with respect to rigid body motions. Let  $\mathbf{R}^{(s)}$  be a basis of  $\ker(\mathbf{K}^{(s)})$ , we have:

$$\mathbf{R}^{(s)T}(\mathbf{f}^{(s)} + \mathbf{t}^{(s)T}\boldsymbol{\lambda}^{(s)}) = 0 \quad (14)$$

### 2.2.3 Domain decomposition solvers

Classical BDD and FETI solvers are well described in many papers (for instance, see [9] and the associated bibliography). Very briefly, BDD and FETI are Krylov iterative solvers for the reformulation of the problem in term interface quantities: in BDD, the continuous interface displacement which nullifies the interface lack of balance is sought, whereas in FETI the balanced nodal reaction field which nullifies the displacement gap is searched for. We emphasize on the fields which are created along the algorithms and which are useful for error estimation.

We name two important parallel procedures which are used in these methods and which correspond to solving local problems with Dirichlet conditions on the interface (subscript D) and local problems with Neumann conditions on the interface (subscript N):

$$\left| \begin{array}{l} (\boldsymbol{\lambda}_D^{(s)}, \mathbf{u}_D^{(s)}) = \text{Solve}_D(\mathbf{u}_b^{(s)}, \mathbf{f}^{(s)}): \\ \left\{ \begin{array}{l} \mathbf{K}^{(s)} \mathbf{u}_D^{(s)} = \mathbf{f}^{(s)} + \mathbf{t}^{(s)T} \boldsymbol{\lambda}_D^{(s)} \\ \mathbf{t}^{(s)} \mathbf{u}_D^{(s)} = \mathbf{u}_b^{(s)} \end{array} \right. \end{array} \right| \left| \begin{array}{l} (\mathbf{u}_N^{(s)}) = \text{Solve}_N(\boldsymbol{\lambda}_N^{(s)}, \mathbf{f}^{(s)}) \\ \left\{ \begin{array}{l} \mathbf{K}^{(s)} \mathbf{u}_N^{(s)} = \mathbf{f}^{(s)} + \mathbf{t}^{(s)T} \boldsymbol{\lambda}_N^{(s)} \\ \text{where } (\boldsymbol{\lambda}_N^{(s)})_s \text{ satisfy Eq. (14)} \end{array} \right. \end{array} \right|$$

When developing these methods, we get:

$$\begin{aligned} (\mathbf{u}_D^{(s)})_i &= \mathbf{K}_{ii}^{(s)-1} \left( \mathbf{f}_i^{(s)} - \mathbf{K}_{ib}^{(s)} \mathbf{u}_b^{(s)} \right) \quad \text{and} \quad (\mathbf{u}_D^{(s)})_b = \mathbf{u}_b^{(s)} \\ \boldsymbol{\lambda}_D^{(s)} &= \mathbf{S}^{(s)} \mathbf{u}_b^{(s)} - \mathbf{f}_b^{(s)} + \mathbf{K}_{bi}^{(s)} \mathbf{K}_{ii}^{(s)-1} \mathbf{f}_i^{(s)} \\ \mathbf{u}_N^{(s)} &= \mathbf{K}^{(s)+} \left( \mathbf{f}^{(s)} + \mathbf{t}^{(s)T} \boldsymbol{\lambda}_N^{(s)} \right) \end{aligned}$$

where  $\mathbf{S}^{(s)} = \left( \mathbf{K}_{bb}^{(s)} - \mathbf{K}_{bi}^{(s)} \mathbf{K}_{ii}^{(s)-1} \mathbf{K}_{ib}^{(s)} \right)$  is the Schur complement matrix, and  $\mathbf{K}^{(s)+}$  is a pseudo-inverse of  $\mathbf{K}^{(s)}$ . Depending on the method (BDD or FETI), the way to ensure the well-posedness of Neumann problems varies. In general the implementation relies on initialization and projection, leading to a preconditioned projected conjugate gradient, we then introduce the generic method `Initialize` and the projectors  $\mathbf{P}_1$  and  $\mathbf{P}_2$  in our algorithms (see [9] for details).

Other important ingredients are the scaled assembling operators  $(\tilde{\mathbf{A}}^{(s)})$  and  $(\tilde{\mathbf{B}}^{(s)})$ . These matrices are any solutions to the following equations:

$$\sum_s \mathbf{A}^{(s)} \tilde{\mathbf{A}}^{(s)T} = \mathbf{I} \quad \text{and} \quad \sum_s \mathbf{B}^{(s)} \tilde{\mathbf{B}}^{(s)T} = \mathbf{I} \quad (15)$$

See [26, 11] for classical definitions of these operators.

In algorithms 1 and 2, we emphasize the fields which are specifically rebuilt for error estimation using right-aligned C-style comments.

#### 2.2.4 A posteriori error estimator

In order to apply formula (10), [23] proposed a parallel procedure to build admissible fields. Indeed the BDD and FETI solvers provide at every iteration the following vectors :

$(\mathbf{u}_D^{(s)})_s$ : displacement vectors which are continuous at the interface so that the field  $(\underline{\mathbf{u}}_D^{(s)})_s = (\underline{\boldsymbol{\varphi}}_H^{(s)} \mathbf{u}_D^{(s)})_s \in \text{KA}(\Omega)$ ,  $(\boldsymbol{\lambda}_D^{(s)})$  are the nodal reaction associated to that Dirichlet condition, they are not balanced before convergence.

$(\mathbf{u}_N^{(s)})_s$ : displacement vectors associated to nodal Reactions  $(\boldsymbol{\lambda}_N^{(s)})_s$  which are balanced at the interface. Displacement field  $(\underline{\mathbf{u}}_N^{(s)})_s = (\underline{\boldsymbol{\varphi}}_H^{(s)} \mathbf{u}_N^{(s)})_s \in \text{KA}(\bigcup \Omega^{(s)})$  (hence there is no continuity across interfaces) and the associated stress field



---

**Algorithm 1:** BDD: main unknown  $\mathbf{U}$  on the interface
 

---

```

 $\mathbf{U} = \text{Initialize}(\mathbf{f}^{(s)}) ;$ 
 $(\boldsymbol{\lambda}_D^{(s)}, \mathbf{u}_D^{(s)}) = \text{Solve}_D(\mathbf{A}^{(s)T} \mathbf{U}, \mathbf{f}^{(s)}) ;$ 
Compute residual  $\mathbf{r} = \sum_s \mathbf{A}^{(s)} \boldsymbol{\lambda}_D^{(s)} ;$ 
Define local traction  $\tilde{\boldsymbol{\lambda}}^{(s)} = \tilde{\mathbf{A}}^{(s)T} \mathbf{r} ;$  //  $\boldsymbol{\lambda}_N^{(s)} = \boldsymbol{\lambda}_D^{(s)} - \tilde{\boldsymbol{\lambda}}^{(s)}$ 
 $\tilde{\mathbf{u}}^{(s)} = \text{Solve}_N(\tilde{\boldsymbol{\lambda}}^{(s)}, 0) ;$  //  $\mathbf{u}_N^{(s)} = \mathbf{u}_D^{(s)} - \tilde{\mathbf{u}}^{(s)}$ 
Preconditioned residual  $\mathbf{z} = \sum_s \tilde{\mathbf{A}}^{(s)} \tilde{\mathbf{u}}^{(s)} ;$ 
Search direction  $\mathbf{w} = \mathbf{P}_1 \mathbf{z} ;$ 
while  $\sqrt{\mathbf{r}^T \mathbf{z}} > \epsilon$  do
   $(\dot{\boldsymbol{\lambda}}_D^{(s)}, \dot{\mathbf{u}}_D^{(s)}) = \text{Solve}_D(\mathbf{A}^{(s)T} \mathbf{w}, 0) ;$ 
   $\mathbf{p} = \sum_s \mathbf{A}^{(s)} \dot{\boldsymbol{\lambda}}_D^{(s)} ;$ 
   $\alpha = (\mathbf{r}^T \mathbf{z}) / (\mathbf{p}^T \mathbf{w}) ;$ 
   $\mathbf{U} \leftarrow \mathbf{U} + \alpha \mathbf{w} ;$  //  $\mathbf{u}_D^{(s)} \leftarrow \mathbf{u}_D^{(s)} + \alpha \dot{\mathbf{u}}_D^{(s)}$ 
  //  $\boldsymbol{\lambda}_D^{(s)} \leftarrow \boldsymbol{\lambda}_D^{(s)} + \alpha \dot{\boldsymbol{\lambda}}_D^{(s)}$ 
   $\mathbf{r} \leftarrow \mathbf{r} - \alpha \mathbf{p} ;$ 
   $\tilde{\boldsymbol{\lambda}}^{(s)} = \tilde{\mathbf{A}}^{(s)T} \mathbf{r} ;$  //  $\boldsymbol{\lambda}_N^{(s)} = \boldsymbol{\lambda}_D^{(s)} - \tilde{\boldsymbol{\lambda}}^{(s)}$ 
   $\tilde{\mathbf{u}}^{(s)} = \text{Solve}_N(\tilde{\boldsymbol{\lambda}}^{(s)}, 0) ;$  //  $\mathbf{u}_N^{(s)} = \mathbf{u}_D^{(s)} - \tilde{\mathbf{u}}^{(s)}$ 
   $\mathbf{z} = \sum_s \tilde{\mathbf{A}}^{(s)} \tilde{\mathbf{u}}^{(s)} ;$ 
   $\mathbf{w} \leftarrow \mathbf{P}_1 \mathbf{z} - (\mathbf{p}^T \mathbf{P}_1 \mathbf{z}) / (\mathbf{p}^T \mathbf{w}) \mathbf{w}$ 
end

```

---

$\underline{\underline{\boldsymbol{\sigma}}}_N^{(s)} = \mathbb{H} : \underline{\underline{\boldsymbol{\varphi}}}_H^{(s)} \mathbf{u}_N^{(s)}$  can be employed (with additional input  $\boldsymbol{\lambda}_N^{(s)}$ ) to build stress fields  $\underline{\underline{\hat{\boldsymbol{\sigma}}}}_N^{(s)}$  which are statically admissible  $(\underline{\underline{\hat{\boldsymbol{\sigma}}}}_N^{(s)})_s \in \text{SA}(\Omega)$ .

The following estimator is then fully parallel:

$$\| \underline{\underline{\mathbf{u}}}_{ex} - \underline{\underline{\mathbf{u}}}_D \|_{\Omega}^2 = \sum_s \| \underline{\underline{\mathbf{u}}}_{ex}^{(s)} - \underline{\underline{\mathbf{u}}}_D^{(s)} \|_{\Omega^{(s)}}^2 \leq \sum_s e_{\text{CR}_{\Omega^{(s)}}}^2(\underline{\underline{\mathbf{u}}}_D^{(s)}, \underline{\underline{\hat{\boldsymbol{\sigma}}}}_N^{(s)}) \quad (16)$$

### 3 New error bound

Our objective is to separate the contributions to the global error of the discretization error and of the algebraic error, so that a new stopping criterion for the iterative solver can be defined, avoiding useless iterations that cannot reduce the global error (see Figure 1(b)).

First, we exhibit a new bound which, compared to (16), involves  $\underline{\underline{\mathbf{u}}}_N$  instead of  $\underline{\underline{\mathbf{u}}}_D$ , this upper bound of  $\| \underline{\underline{\mathbf{u}}}_{ex} - \underline{\underline{\mathbf{u}}}_N \|_{\Omega}$  distinguishes the algebraic error due to

---

**Algorithm 2:** FETI: main unknown  $\Lambda$ 


---

```

 $\Lambda = \text{Initialize}(\mathbf{f}^{(s)}) ;$ 
Local reactions  $\lambda_N^{(s)} = \mathbf{B}^{(s)T} \Lambda ;$ 
 $(\mathbf{u}_N^{(s)}) = \text{Solve}_N(\lambda_N^{(s)}, \mathbf{f}^{(s)}) ;$ 
Compute residual  $\mathbf{r} = \mathbf{P}_2^T(\sum_s \mathbf{B}^{(s)} \mathbf{t}^{(s)} \mathbf{u}_N^{(s)}) ;$ 
Define local displacement  $\tilde{\mathbf{u}}_b^{(s)} = \tilde{\mathbf{B}}^{(s)T} \mathbf{r} ;$ 

 $(\tilde{\lambda}^{(s)}, \tilde{\mathbf{u}}^{(s)}) = \text{Solve}_D(\tilde{\mathbf{u}}_b^{(s)}, 0) ;$  //  $\mathbf{u}_D^{(s)} = \mathbf{u}_N^{(s)} - \tilde{\mathbf{u}}^{(s)}$ 
//  $\lambda_D^{(s)} = \lambda_N^{(s)} - \tilde{\lambda}^{(s)}$ 

Preconditioned residual  $\mathbf{z} = \mathbf{P}_2(\sum_s \tilde{\mathbf{B}}^{(s)} \tilde{\lambda}^{(s)}) ;$ 
Search direction  $\mathbf{w} = \mathbf{z} ;$ 
while  $\sqrt{\mathbf{r}^T \mathbf{z}} > \epsilon$  do
   $(\dot{\mathbf{u}}_N^{(s)}) = \text{Solve}_N(\mathbf{B}^{(s)T} \mathbf{w}, 0) ;$ 
   $\mathbf{p} = \mathbf{P}_2^T(\sum_s \mathbf{B}^{(s)} \mathbf{t}^{(s)} \dot{\mathbf{u}}_N^{(s)}) ;$ 
   $\alpha = (\mathbf{r}^T \mathbf{z}) / (\mathbf{p}^T \mathbf{w}) ;$ 
   $\Lambda \leftarrow \Lambda + \alpha \mathbf{w} ;$  //  $\mathbf{u}_N^{(s)} \leftarrow \mathbf{u}_N^{(s)} + \alpha \dot{\mathbf{u}}_N^{(s)}$ 
//  $\lambda_N^{(s)} = \mathbf{B}^{(s)T} \Lambda$ 

   $\mathbf{r} \leftarrow \mathbf{r} - \alpha \mathbf{p} ;$ 
   $\tilde{\mathbf{u}}_b^{(s)} = \tilde{\mathbf{B}}^{(s)T} \mathbf{r} ;$ 
   $(\tilde{\lambda}^{(s)}, \tilde{\mathbf{u}}^{(s)}) = \text{Solve}_D(\tilde{\mathbf{u}}_b^{(s)}, 0) ;$  //  $\mathbf{u}_D^{(s)} = \mathbf{u}_N^{(s)} - \tilde{\mathbf{u}}^{(s)}$ 
//  $\lambda_D^{(s)} = \lambda_N^{(s)} - \tilde{\lambda}^{(s)}$ 

   $\mathbf{z} = \mathbf{P}_2(\sum_s \tilde{\mathbf{B}}^{(s)} \tilde{\lambda}^{(s)}) ;$ 
   $\mathbf{w} \leftarrow \mathbf{z} - (\mathbf{p}^T \mathbf{z}) / (\mathbf{p}^T \mathbf{w}) \mathbf{w}$ 
end

```

---

the use of the DD iterative solver from the discretization error due to the finite element approximation.

The fundamental result is the following theorem:

**Theorem 1.** *Using the notation of algorithms 1 or 2, we have*

$$\|\underline{\mathbf{u}}_{ex} - \underline{\mathbf{u}}_N\|_{\Omega} \leq \sqrt{\mathbf{r}^T \mathbf{z}} + \sqrt{\sum_s e_{\text{CR}_{\Omega^{(s)}}}^2(\underline{\mathbf{u}}_N^{(s)}, \hat{\underline{\sigma}}_N^{(s)})} \quad (17)$$

In other words, at each iteration of the solver, the distance between the displacement field  $\underline{\mathbf{u}}_N$  and the exact solution is bounded by the preconditioner norm of the residual of the conjugate gradient solver plus a sum over subdomains of errors

in constitutive relation which depend on the iteration and on the discretization and which are computed in parallel.

The preconditioner-norm of the residual is a purely algebraic quantity computed during the conjugate gradient iterations, it can be used in order to tell the convergence of the algorithm. In the assessments, we will verify that the term  $\sqrt{\sum_s e_{\text{CR}_{\Omega^{(s)}}}^2(\underline{\mathbf{u}}_N^{(s)}, \hat{\underline{\sigma}}_N^{(s)})}$  is mostly driven by the discretization, so that it varies slightly during the iterations.

The proof of the theorem is based on two lemmas.

**Lemma 1.** *Let  $\underline{\mathbf{u}}_{ex} \in \text{KA}(\Omega)$  solve the reference problem (5),  $(\underline{\mathbf{u}}_D^{(s)})_s \in \text{KA}(\Omega)$  and  $(\underline{\mathbf{u}}_N^{(s)})_s \in \text{KA}(\bigcup \Omega^{(s)})$  be as defined in Section 2.2.4, then:*

$$\|\underline{\mathbf{u}}_{ex} - \underline{\mathbf{u}}_N\|_{\Omega} \leq \|\underline{\mathbf{u}}_N - \underline{\mathbf{u}}_D\|_{\Omega} + \sqrt{\sum_s e_{\text{CR}_{\Omega^{(s)}}}^2(\underline{\mathbf{u}}_N^{(s)}, \hat{\underline{\sigma}}_N^{(s)})} \quad (18)$$

*Proof.* The proof of this lemma is based on the following result, proved in [27]: for  $(\underline{\mathbf{u}}, \underline{\mathbf{v}}) \in \text{KA}(\Omega) \times \text{KA}(\Omega)$  and  $\tilde{\underline{\mathbf{u}}} \in \text{KA}(\bigcup \Omega^{(s)})$ ,

$$\|\underline{\mathbf{u}} - \tilde{\underline{\mathbf{u}}}\|_{\Omega} \leq \|\underline{\mathbf{v}} - \tilde{\underline{\mathbf{u}}}\|_{\Omega} + \sum_s \int_{\Omega_s} \underline{\underline{\varepsilon}}(\underline{\mathbf{u}} - \tilde{\underline{\mathbf{u}}}) : \mathbb{H} : \underline{\underline{\varepsilon}}\left(\frac{\underline{\mathbf{u}} - \underline{\mathbf{v}}}{\|\underline{\mathbf{u}} - \underline{\mathbf{v}}\|_{\Omega}}\right) d\Omega \quad (19)$$

We apply this result with  $\underline{\mathbf{u}} = \underline{\mathbf{u}}_{ex}$  and  $\tilde{\underline{\mathbf{u}}} = (\underline{\mathbf{u}}_N^{(s)})_s$ , we note  $\underline{\underline{\varphi}} = \frac{\underline{\mathbf{u}}_{ex} - \underline{\mathbf{v}}}{\|\underline{\mathbf{u}}_{ex} - \underline{\mathbf{v}}\|_{\Omega}} \in \text{KA}^0(\Omega)$ , the second term of the expression is simplified by the introduction of  $(\hat{\underline{\sigma}}_N^{(s)})_s \in \text{SA}(\Omega)$ :

$$\begin{aligned} \sum_s \int_{\Omega_s} \underline{\underline{\varepsilon}}(\underline{\mathbf{u}}_{ex}^{(s)} - \underline{\mathbf{u}}_N^{(s)}) : \mathbb{H} : \underline{\underline{\varepsilon}}(\underline{\underline{\varphi}}^{(s)}) d\Omega &= \sum_s \int_{\Omega_s} (\underline{\underline{\sigma}}_{ex}^{(s)} - \underline{\underline{\sigma}}_N^{(s)}) : \underline{\underline{\varepsilon}}(\underline{\underline{\varphi}}^{(s)}) d\Omega \\ &= \sum_s \int_{\Omega_s} (\hat{\underline{\sigma}}_N^{(s)} - \underline{\underline{\sigma}}_N^{(s)}) : \underline{\underline{\varepsilon}}(\underline{\underline{\varphi}}^{(s)}) d\Omega \\ &\leq \sum_s \|\hat{\underline{\sigma}}_N^{(s)} - \underline{\underline{\sigma}}_N^{(s)}\|_{\mathbb{H}^{-1}, \Omega^{(s)}} \|\underline{\underline{\varphi}}^{(s)}\|_{\Omega^{(s)}} \\ &\leq \sqrt{\sum_s \|\hat{\underline{\sigma}}_N^{(s)} - \underline{\underline{\sigma}}_N^{(s)}\|_{\mathbb{H}^{-1}, \Omega^{(s)}}^2} \\ &\quad \times \underbrace{\sqrt{\sum_s \|\underline{\underline{\varphi}}^{(s)}\|_{\Omega^{(s)}}^2}}_{=1} \end{aligned} \quad (20)$$

where we have used Cauchy-Schwarz inequality (two times). By definition  $\|\hat{\underline{\sigma}}_N^{(s)} - \underline{\underline{\sigma}}_N^{(s)}\|_{\mathbb{H}^{-1}, \Omega^{(s)}} = e_{\text{CR}_{\Omega^{(s)}}}(\underline{\mathbf{u}}_N^{(s)}, \hat{\underline{\sigma}}_N^{(s)})$ . One just has to choose  $\underline{\mathbf{v}} = \underline{\mathbf{u}}_D$  in the first term of Equation (19).  $\square$

**Lemma 2.** *Using the notation of algorithms 1 or 2, we have:*

$$\|\underline{\mathbf{u}}_N - \underline{\mathbf{u}}_D\|_{\mathbb{H},\Omega}^2 = \mathbf{r}^T \mathbf{z} \quad (21)$$

*in other words, the distance between  $\underline{\mathbf{u}}_N$  and  $\underline{\mathbf{u}}_D$  in the energy norm is the preconditioner norm of the residual.*

*Proof.* Let us transform the expression of the first term using Stokes' theorem and definition (8):

$$\begin{aligned} \|\underline{\mathbf{u}}_N - \underline{\mathbf{u}}_D\|_{\mathbb{H},\Omega}^2 &= \sum_s \int_{\Omega^{(s)}} \underline{\underline{\boldsymbol{\varepsilon}}}(\underline{\mathbf{u}}_D^{(s)} - \underline{\mathbf{u}}_N^{(s)}) : \mathbb{H} : \underline{\underline{\boldsymbol{\varepsilon}}}(\underline{\mathbf{u}}_D^{(s)} - \underline{\mathbf{u}}_N^{(s)}) d\Omega \\ &= \sum_s \left( \boldsymbol{\lambda}_D^{(s)} - \boldsymbol{\lambda}_N^{(s)} \right)^T \mathbf{t}^{(s)} \left( \mathbf{u}_D^{(s)} - \mathbf{u}_N^{(s)} \right) \\ &= \sum_s \tilde{\boldsymbol{\lambda}}^{(s)T} \tilde{\mathbf{u}}_b^{(s)} \end{aligned} \quad (22)$$

We now need to make particular cases depending on the algorithm. In the BDD case, we have:

$$\sum_s \tilde{\boldsymbol{\lambda}}^{(s)T} \tilde{\mathbf{u}}_b^{(s)} = \sum_s (\tilde{\mathbf{A}}^{(s)T} \mathbf{r})^T \tilde{\mathbf{u}}_b^{(s)} = \mathbf{r}^T \mathbf{z} \quad (23)$$

In the FETI case, we use the fact that  $\mathbf{r} = \mathbf{P}_2^T \mathbf{r}$ :

$$\sum_s \tilde{\boldsymbol{\lambda}}^{(s)T} \tilde{\mathbf{u}}_b^{(s)} = \sum_s \tilde{\boldsymbol{\lambda}}^{(s)T} \tilde{\mathbf{B}}^{(s)T} \mathbf{r} = \sum_s \tilde{\boldsymbol{\lambda}}^{(s)T} \tilde{\mathbf{B}}^{(s)T} \mathbf{P}_2^T \mathbf{r} = \mathbf{r}^T \mathbf{z} \quad (24)$$

□

This leads to the resolution strategy of Algorithm 3. The idea is to iterate until the algebraic error is negligible with respect to the estimation of the discretization error. The objective being to have the norm of the residual  $\alpha$  times smaller than the estimation of the discretization error ( $\alpha = 10$  is a typical value), the coefficient  $\beta$  (typically 2) takes into account the small variation of the estimate  $e$  of the discretization error along iterations.

**Remark:** As engineers often expect the displacement field to be continuous, we can derive a bound for the error associated with the continuous field  $\underline{\mathbf{u}}_D$  using the triangular inequality and (17)-(21):

$$\|\underline{\mathbf{u}}_{ex} - \underline{\mathbf{u}}_D\|_{\Omega} \leq 2 \sqrt{\mathbf{r}^T \mathbf{z}} + \sqrt{\sum_s e_{\text{CR}_{\Omega^{(s)}}}^2(\underline{\mathbf{u}}_N^{(s)}, \hat{\underline{\boldsymbol{\varepsilon}}}_N^{(s)})} \quad (25)$$

---

**Algorithm 3:** DD solver with adapted stopping criterion

---

Set  $\alpha > 1$  and  $\beta \geq 1$ ;  
Initialize, get  $(\mathbf{u}_N^{(s)}, \boldsymbol{\lambda}_N^{(s)}, \mathbf{r}, \mathbf{z})$ ;  
Estimate discretization error  $e^2 = \sum_s e_{\text{CR}_{\Omega(s)}}^2(\underline{\mathbf{u}}_N^{(s)}, \hat{\underline{\boldsymbol{\sigma}}}_N^{(s)})$  ;  
**while**  $\sqrt{\mathbf{r}^T \mathbf{z}} > e/\alpha$  **do**  
    **while**  $\sqrt{\mathbf{r}^T \mathbf{z}} > e/(\alpha\beta)$  **do**  
        | Make Alg. 1 or Alg. 2 iterations, get  $(\mathbf{u}_N^{(s)}, \boldsymbol{\lambda}_N^{(s)})$   
    **end**  
    Update error estimator  $e^2 = \sum_s e_{\text{CR}_{\Omega(s)}}^2(\underline{\mathbf{u}}_N^{(s)}, \hat{\underline{\boldsymbol{\sigma}}}_N^{(s)})$  ;  
**end**

---

## 4 Numerical assessment

In this section, we present the new upper bound obtained by applying Theorem 1 for two mechanical problems. The FE computation and the construction of statically admissible stress fields are performed using an Octave code. The material is chosen to be isotropic, homogeneous, linear and elastic with Young's modulus  $E = 1$  Pa and Poisson's ratio  $\nu = 0.3$ .

For each case, we computed the error estimation for the sequential problem and for the substructured problem (as it is proposed in [23]) and the two sources of error provided by the application of Theorem 1.

### 4.1 Rectangular domain with known solution

First, let us consider a rectangular structure  $\Omega = [0; 8] \times [0; 1]$ . Homogeneous Dirichlet boundary conditions are considered on all the boundary and the domain is subjected to a polynomial body force such that the exact solution is known :

$$\underline{\mathbf{u}}_{ex} = x(x - 8)y(y - 1)^3 \underline{\mathbf{e}}_x + xy^2(x - 8)(y - 1) \underline{\mathbf{e}}_y$$

Therefore, we are able to compute the true errors  $\|\underline{\mathbf{u}}_{ex} - \underline{\mathbf{u}}_N\|_{\Omega}$  and  $\|\underline{\mathbf{u}}_{ex} - \underline{\mathbf{u}}_D\|_{\Omega}$ .

The domain is meshed with triangles and divided in 8 identical squares. We use the FETI algorithm to solve the substructured problem with a Dirichlet preconditionner and the construction of statically admissible fields is performed using the Element Equilibration Technique (EET) [15, 25]. For the record, the EET is two-step procedure: first, balanced traction fields are postprocessed on the edges of the elements, then, independent Neumann problems are solved on the elements with high precision (here each triangle is subdivided into 16 elements).

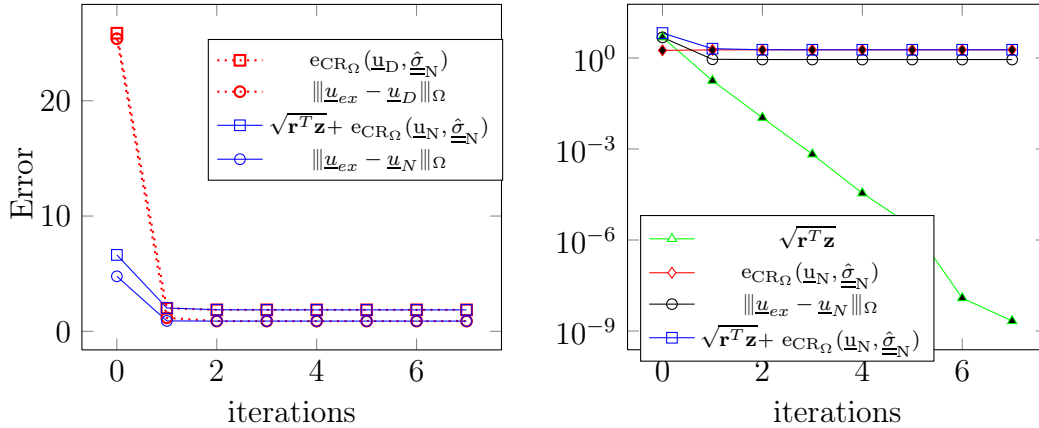


Figure 2: Error estimates

Figure 2 illustrates the fast convergence of the estimators and the true errors against iterations. The quantities  $\|\underline{u}_{ex} - \underline{u}_N\|_\Omega$  and  $\|\underline{u}_{ex} - \underline{u}_D\|_\Omega$  are respectively bounded by  $\sqrt{\mathbf{r}^T \mathbf{z}} + e_{CR_\Omega}(\underline{u}_N, \hat{\underline{g}}_N)$  and  $e_{CR_\Omega}(\underline{u}_D, \hat{\underline{g}}_N)$ . Obviously, when the solver has converged, the true errors  $\|\underline{u}_{ex} - \underline{u}_N\|_\Omega$  and  $\|\underline{u}_{ex} - \underline{u}_D\|_\Omega$  are equal and the estimates are the same.

We observe that the algebraic error  $\sqrt{\mathbf{r}^T \mathbf{z}}$  regularly decreases to  $10^{-9}$  along the iterations while the discretization error  $e_{CR_\Omega}(\underline{u}_N, \hat{\underline{g}}_N)$  is almost constant.

## 4.2 Cracked structure

Let us consider the structure of Figure 3 used in [21]. We impose homogeneous Dirichlet boundary conditions in the bigger hole and on the base. The smaller hole is subjected to a constant unit pressure  $p_0$ . A unit traction force  $\underline{g}$  is applied normally to the surface on the left upper part. The other remaining boundaries are traction-free. A crack is also initiated from the smaller hole. We mesh the structure with regular triangular linear elements and create 16 subdomains as shown in Figure 4. We use the FETI algorithm to solve the substructured problem with a Dirichlet preconditioner. The construction of statically admissible fields is performed using the Element Equilibration Technique.

As in [23], we observe on Figure 5 L-shaped curves showing that the quality of the solution does not improve after the 8<sup>th</sup> iteration where the estimators in the substructured case give results very comparable to a classical error estimation in sequential framework.

Again, the discretization error  $e_{CR_\Omega}(\underline{u}_N, \hat{\underline{g}}_N)$  does not change after the first iteration and the residual  $\sqrt{\mathbf{r}^T \mathbf{z}}$  becomes negligible with respect to the discretization error estimate much faster than the classical stopping criterion tells.

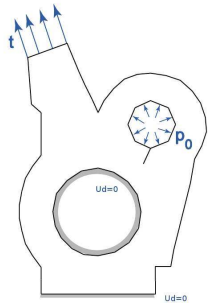


Figure 3: Cracked structure model problem



Figure 4: Decomposition in 16 subdomains

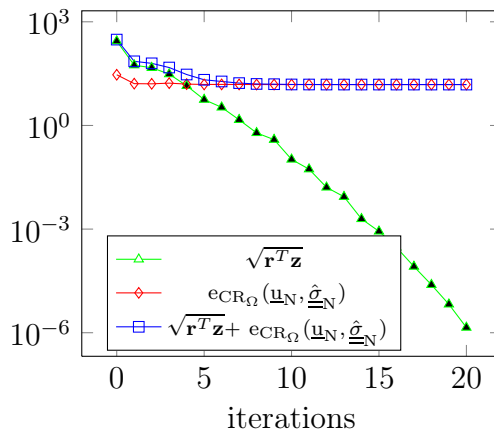
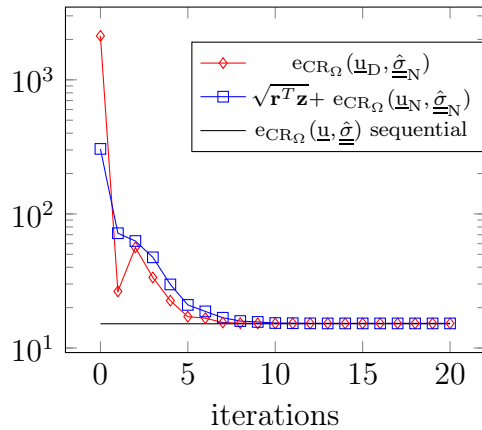


Figure 5: Error estimates

Figure 6 enables us to verify that the map of element contribution to the error estimator is converged when the algebraic error is negligible with respect to the discretization error (10 times smaller): the maps represent the difference between the final element contributions (iteration 20) and the current element contributions at iterations 1 (initialization) and 7 (when algebraic error is negligible).

## 5 Conclusion

This paper introduces a new guaranteed upper bound of the error in the framework of non overlapping decomposition method. This upper bound is the sum of two terms: one term is exactly the algebraic error (error due to the use of an iterative solver) and the second term is mostly due to the discretization error.

From a practical point of view, the evaluation of the algebraic error is trivial. We just compute the norm associated to the preconditioner of FETI or BDD. The evaluation of the second term of the inequality relies on the capacity to build a

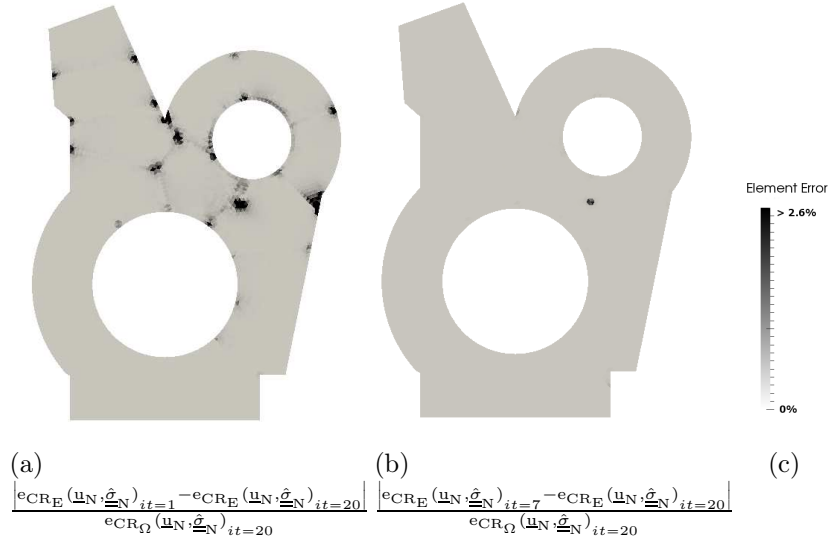


Figure 6: Convergence of the element contribution to the estimator

statically admissible stress field from the displacement fields resulting from Neumann problems per subdomains. The examples show that this quantity does not evolve much after the first iteration and then represents the discretization error.

This separation offers the possibility to define a new stopping criterion for the iterative solver based on the non-improvement of the global quality of the approximation. If a better quality of the solution is required, the error estimator provides an error card that can guide the remeshing operation.

## References

- [1] M. Arioli. A stopping criterion for the conjugate gradient algorithm in a finite element method framework. *Numerische Mathematik*, 97(1):1–24, 2004.
- [2] I. Babuška and W. C. Rheinboldt. Error estimates for adaptative finite element computation. *SIAM, Journal of Numerical Analysis*, 15(4):736–754, 1978.
- [3] R. Becker, C. Johnson, and R. Rannacher. Adaptive error control for multigrid finite element. *Computing*, 55(4):271–288, 1995.
- [4] H. W. Choi and M. Paraschivoiu. Adaptive computations of a posteriori finite element output bounds: a comparison of the "hybrid-flux" approach and the "flux-free" approach. *Computer Methods in Applied Mechanics and Engineering*, 193(36-38):4001–4033, 2004.



- [5] C. Farhat and F. X. Roux. Implicit parallel processing in structural mechanics. *Computational Mechanics Advances*, 2(1):1–124, 1994. North-Holland.
- [6] L. Gallimard, P. Ladevèze, and J. P. Pelle. Error estimation and adaptativity in elastoplasticity. *International Journal for Numerical Methods in Engineering*, 39(2):189–217, 1996.
- [7] L. Gallimard, P. Ladevèze, and J. P. Pelle. Error estimation and time-space parameters optimization for fem non-linear computation. *Computers & Structures*, 64(1-4):145–156, 1997.
- [8] L. Gallimard and T. Sassi. A posteriori error analysis of a domain decomposition algorithm for unilateral contact problem. *Computers & Structures*, 88(13-14):879–888, 2010.
- [9] Pierre Gosselet and Christian Rey. Non-overlapping domain decomposition methods in structural mechanics. *Archives of Computational Methods in Engineering*, 13(4):515–572, 2006.
- [10] P. Jiránek, Z. Strakoš, and M. Vohralík. A posteriori error estimates including algebraic error and stopping criteria for iterative solvers. *SIAM Journal on Scientific Computing*, 32(3):1567–1590, 2010.
- [11] Axel Klawonn and Olof Widlund. FETI and Neumann-Neumann iterative substructuring methods: Connections and new results. *Communications on Pure and Applied Mathematics*, 54(1):57–90, 2001.
- [12] P. Ladevèze and D. Leguillon. Error estimate procedure in the finite element method and application. *SIAM Journal of Numerical Analysis*, 20(3):485–509, 1983.
- [13] P. Ladevèze and N. Moës. A new a posteriori error estimation for nonlinear time-dependent finite element analysis. *Computer Methods in Applied Mechanics and Engineering*, 157(1-2):45–68, 1998.
- [14] P. Ladevèze and J. P. Pelle. *Mastering Calculations in Linear and Nonlinear Mechanics*. Springer, New York, 2004.
- [15] P. Ladevèze, J. P. Pelle, and P. Rougeot. Error estimation and mesh optimization for classical finite elements. *Engineering Computations*, 8(1):69, 1991.
- [16] Patrick Le Tallec. Domain decomposition methods in computational mechanics. *Comput. Mech. Adv.*, 1(2):121–220, 1994.

- [17] F. Louf, J. P. Combe, and J. P. Pelle. Constitutive error estimator for the control of contact problems involving friction. *Computers and Structures*, 81(18-19):1759–1772, 2003.
- [18] D. Meidner, R. Rannacher, and J. Vihharev. Goal-oriented error control of the iterative solution of finite element equations. *Journal of numerical mathematics*, 17(2):143–172, 2009.
- [19] M. Paraschivoiu and A. T. Patera. A hierarchical duality approach to bounds for the outputs of partial differential equations. *Computer Methods in Applied Mechanics and Engineering*, 158(3-4):389–407, 1998.
- [20] M. Paraschivoiu, J. Peraire, and A. T. Patera. A posteriori finite element bounds for linear-functional outputs of elliptic partial differential equations. *Computer Methods in Applied Mechanics and Engineering*, 150(1-4):289–312, 1997.
- [21] N. Parés, P. Díez, and A. Huerta. Subdomain-based flux-free a posteriori error estimators. *Computer Methods in Applied Mechanics and Engineering*, 195(4-6):297–323, 2006.
- [22] N. Parés, H. Santos, and P. Díez. Guaranteed energy error bounds for the poisson equation using a flux-free approach: Solving the local problems in subdomains. *International Journal for Numerical Methods in Engineering*, 79(10):1203–1244, 2009.
- [23] A. Parret-Fréaud, C. Rey, P. Gosselet, and F. Feyel. Fast estimation of discretization error for fe problems solved by domain decomposition. *Computer Methods in Applied Mechanics and Engineering*, 199(49-52):3315–3323, 2010.
- [24] F. Pled, L. Chamoin, and P. Ladevèze. On the techniques for constructing admissible stress fields in model verification: Performances on engineering examples. *International Journal for Numerical Methods in Engineering*, 88(5):409–441, 2011.
- [25] Valentine Rey, Pierre Gosselet, and Christian Rey. Study of the strong prolongation equation for the construction of statically admissible stress fields: implementation and optimization. *Computer Methods in Applied Mechanics and Engineering*, 268:82–104, 2013.
- [26] Daniel J. Rixen and Charbel Farhat. A simple and efficient extension of a class of substructure based preconditioners to heterogeneous structural mechanics problems. *International Journal for Numerical Methods in Engineering*, 44(4):489–516, 1999.

- [27] Martin Vohralík. A posteriori error estimates for lowest-order mixed finite element discretizations of convection-diffusion-reaction equations. *SIAM Journal on Numerical Analysis*, 45(4):1570–1599, January 2007.
- [28] O. C. Zienkiewicz and J. Z. Zhu. A simple error estimator and adaptive procedure for practical engineering analysis. *International Journal for Numerical Methods in Engineering*, 24(2):337–357, 1987.