

Theory of dipolaron solutions

Dima Bolmatov^{1,*}, S. Bastrukov², P.-Y. Lai³, and I. Molodtsova⁴

¹ Baker Laboratory, Cornell University, Ithaca, New York 14853-1301, USA

² Data Storage Institute, A*STAR (Agency for Science, Technology and Research), Singapore 117608, Singapore

³ Department of Physics and Center for Complex Systems, National Central University, Chungli, Taiwan 320, R.O.C. and

⁴ Joint Institute for Nuclear Research, Dubna 141980, Russia

A fundamental task of statistical physics is to predict the system's statistical properties and compare them with observable data. We formulate the theory of dipolaron solutions and analyze the screening effects for permanent and field-induced dipolarons. The mathematical treatment of the collective behaviour and microscopical morphology of dipolaron solutions are discussed. The presented computations show that the electric field shielding of dipolarons in dielectric nanosolutions is quite different from that of counterionic nano-complexes of Debye-Hückel theory of electrolytes. The limiting case of screening length $\lambda = 0$ in dipolaron solutions corresponds to Coulomb law for the potential and field of uniformly charged sphere.

PACS numbers: 61.25.Em, 77.22.-d, 78.30.cd

Introduction. A molecular description of matter using statistical mechanical theories and computer simulation is the key to understanding and predicting the properties of liquids and fluids. The analytical, numerical, and experimental study of properties of fluids is a well-established discipline of statistical mechanics. The theory of ionic solutions has been one of the most important and fundamental problems in statistical physics throughout the last century. There is general agreement that the Debye-Hückel (DH) theory was a revolution in the understanding of the properties of homogeneous ionic solutions (electrolytes). The theory of electrolyte solutions has been the object of a huge number of scientific results during the 20th century and last decade [1–3], due to the great amount of applications in the most diverse areas of basic and applied research [4–7]. Progress in this field has been possible predominantly because of an adequate knowledge of the interionic interactions. The formalisms of electrostatics, statistical mechanics and hydrodynamics have been successfully applied to situations where the long-range Coulombic interactions prevail over solvent-solvent, ion-solvent or short-ranged ion-ion forces.

One of the earliest efforts to evaluate the ionic distribution functions was undertaken by Debye and Hückel in their classical paper of 1923 [8]. Their results were extremely influential, mainly because more elaborate liquid state theories were not developed until the 1960s and 1970s and a common approach to electrolytes and non-electrolytes was not possible. DH results are now recognized as the universally valid limiting law for ionic thermodynamic quantities at infinite dilution. The importance of DH formalism is still enormous nowadays, when it continues to be the theoretical basis of most practical applications, particularly in physics of liquids, solid-state plasmas, astrophysics and nuclear reactor physics.

Debye and Hückel introduced a model of ionic solutions

where the ions are treated as ionic point charges which interact by means of a Coulomb potential in a uniform dielectric background. They assumed that the ions are distributed according to an exponential distribution law (Boltzmann distribution) characteristic of a system in thermal equilibrium with a heat reservoir (the solvent). The key concept in DH theory is the ionic atmosphere, a spatial separation of charge made up of mobile ions which balance the charge of the central ion, that allows the understanding of the particular ordering inside the bulk solution. The spatial range of correlations itself is determined by the size of this charge inhomogeneity.

A great number of attempts to go beyond the Debye-Hückel theory have been reported, based on the overcoming of the linearization of the Poisson-Boltzmann equation [10], the introduction of ionic pairing [11], or the existence of a pseudorecticular structure in the dense regime of an ionic solution [12]. Integral equation techniques have also been used for the obtaining of the pair correlation functions from the Ornstein-Zernike equation: the mean spherical approximation [13], its thermodynamically consistent generalization [14], or their improvements based on cluster resummation techniques, the optimized random phase approximation [15]. Other integral equation techniques have been tested with success, such as the Percus-Yevick type equation [16], the hypernetted chain equation [17], and path integral approaches [18, 19]. Varela and co-authors reviewed the theoretical and numerical results reported throughout the last century for homogeneous and inhomogeneous ionic systems [20].

This work is consistent with the ongoing effort in elucidating and understanding the structure and properties of disordered matter such as liquids [21–27], glasses [28, 29] and colloids [30, 31]. Inspired by recent progress in the liquid state of matter [32–35] we formulate the theory of dipolaron solutions. The mathematical treatment of

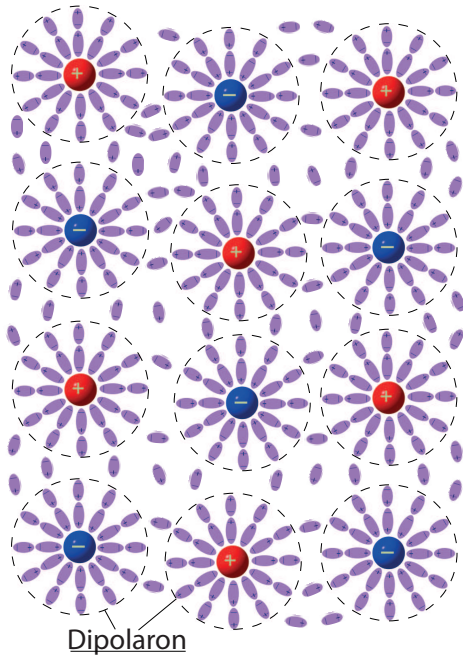


FIG. 1. A cloud of radially polarized molecular dipoles and monopole charges of counterions form nanostructured units-*dipolarons*. The microscopical morphology of dielectric solution is determined by and derived from Eqs.15,20.

the collective behaviour and microscopical morphology of dipolaron solutions (see Fig.1) are the chief problems to be discussed in this paper. *We postulate the dipolaron structure; dipolaron is a nano-complex formed by finite size ions and polar solvent molecules surrounding these ions.* Molecular dipole moments may cooperatively enhance or counteract existing entropic depletion and electrostatic forces. We suggest to find the functional form of electric field and then from the first Maxwell equation to find the screened potential. A complete dielectric homogeneity across the system is implied.

Basic equations of dipolaron electrostatics. The electrostatic state of an isotropic dielectric continuous medium is described by equations (e.g., [36])

$$\mathbf{D} = \epsilon_0 \mathbf{E} + \mathbf{P} \quad (1)$$

$$\nabla \cdot \mathbf{E} = \rho \quad (2)$$

where \mathbf{D} is the field of electric displacement, \mathbf{P} is the density of electric polarization - electric dipole moment per unit volume and ϵ_0 stands for the electric permittivity of free space. The Eq.(2) is the Maxwell equation for the electrostatic field \mathbf{E} (differential form of Coulomb law). ρ is the total density of electric charge, which is a sum of the free charge density ρ_f and bound charge density ρ_b and can be defined as:

$$\rho = \rho_f + \rho_b \quad (3)$$

$$\nabla \cdot \mathbf{D} = \rho_f \quad (4)$$

$$\nabla \cdot \mathbf{P} = -\rho_b \quad (5)$$

As we mentioned before, the main difference between dielectric fluids and electrolytes is that the former can be usually thought of as a non-conducting suspension composed of bound charges dissolved in a fluid matrix of electrically polarized molecules, whereas electrolytes are an electrically conducting solution (of second type) whose conductivity is attributed to the mobility of ions, regarded as free (non-bounded) charges. Taking this into account and putting $\nabla \cdot \mathbf{D} = \rho_f = 0$ one has

$$\nabla \cdot (\epsilon_0 \mathbf{E}) = \rho_b \quad (6)$$

Bound charges of dipoles set up electric dipoles in response to an applied electric field \mathbf{E} and polarize other nearby dipoles causing to line them up. The net accumulation of charge from the orientation of the dipoles is the bound charge. The response of the rest of dipolar solution to the electric field of bound charges is determined by dipolarons-nanostructures, composed of monopole charges of counterions surrounded by a cloud of radially polarized molecular dipoles, forming dipolar atmospheres. The macroscopic bound charge density of dielectric solution can be represented as $\rho_b = q_i \tilde{n}_i / \epsilon$. Index i labels counterions carrying the charge $q_i = ez_i$ and \tilde{n}_i is the effective particle density of bound charges associated with the ion of i -th type which takes into account polarization of molecular dipoles by the field of given ion. We assume the Boltzmann distribution law, according to which the average local concentration \tilde{n}_i is

$$\tilde{n}_i = n_i \exp\left(-\frac{N_l \mathbf{p}_l \cdot \mathbf{E}}{k_B T}\right) \quad (7)$$

where ϵ is electric permittivity of the solvent, N_l is the number of dipole-polarized molecules of l -type with a dipole moment \mathbf{p}_l . n_i is the effective particle density of ions in the absence of solvent dipole molecules, as in the case of dielectric the exterior field and its potential can be represented in the form of dissolved ions in fluid matrix of electrically passive, unpolarizable molecules (i.e., molecules which are non-polar and insensitive to fields of ions). Eq.(7) is justified by the fact that the average particle density of bound charges of dielectric solution is in thermal equilibrium at elevated temperatures. Considering this we obtain a non-linear equation of dipolaron electrostatics

$$\nabla \cdot \mathbf{E} = \frac{q_i n_i}{\epsilon_0 \epsilon} \exp\left(-\frac{N_l \mathbf{p}_l \cdot \mathbf{E}}{k_B T}\right) \quad (8)$$

Expanding Eq.(7) in the form: $e^{-x} = 1 - x + \frac{x^2}{2!} - \frac{x^3}{3!} + \dots$ and neglecting the terms of higher order (the second and higher order terms) of expansion we obtain the following expression

$$\nabla \cdot \mathbf{E} + \frac{q_i n_i}{\epsilon_0 \epsilon} \frac{N_l}{k_B T} \mathbf{p}_l \cdot \mathbf{E} = \frac{q_i n_i}{\epsilon_0 \epsilon} \quad (9)$$

This equation constitutes the mathematical basis for the further analysis of the electric field shielding in the dielectric solutions.

Shielding of dipolaronic electrostatic fields. In view of general results derived in the preceding section, we focus on application of Eq.(9) to electrostatics of in-medium dipolarons with a spherical shape of radius R . In accord with the standard approach to the problem of electrostatic fields inside and outside a sphere where the interior $\mathbf{E}_{in} = \mathbf{E}(r < R)$ and exterior $\mathbf{E}_e = \mathbf{E}(r > R)$ fields should be computed from the two equations

$$\nabla \cdot \mathbf{E}_{in} + \eta_l \mathbf{p}_l \cdot \mathbf{E}_{in} = \frac{q_i n_i}{\epsilon_0 \epsilon}, \quad r \leq R \quad (10)$$

$$\nabla \cdot \mathbf{E}_e + \eta_l \mathbf{p}_l \cdot \mathbf{E}_e = 0, \quad r > R \quad (11)$$

supplemented by boundary conditions on the surface of dipolaron of radius R , where $\eta_l = \frac{q_i n_i N_l}{\epsilon_0 \epsilon k_B T}$. η_l is the in-medium parameter which accounts for the dipole polarization of solvent molecules from dipolar atmosphere by the field of monopole charge of central micro-ion. In the current manuscript we are going to consider two kinds of dipolarons distinguished by the type of solvent molecules forming its dipolar atmosphere. The first model belongs to aqua- and aqua-like solutions composed of polar molecules of solvent, that is molecules endowed with permanent dipole moments of constant magnitude, $\mathbf{p}_l = \text{constant}$. The nano-complex of this type is referred to as a *permanent dipolaron*. The second model belongs to a case where dipolar atmosphere consists of N_l non-polar molecules whose dipole electric moments \mathbf{p}_l are induced by local fields \mathbf{E} of macro-ions: $\mathbf{p}_l = \alpha_l \mathbf{E}$, where constant parameter α_l is the molecular polarizability of solvent molecule of l -sort. The in-medium dipolaron of this type is referred to as a *field-induced dipolaron*. Since our prime goal is the in-medium effect of electric field shielding, we focus on exterior fields of dipolarons whose central symmetric shape suggests that the local fields have only one radial component

$$\mathbf{E}(\mathbf{r}) = -\nabla\Phi(\mathbf{r}), \quad [E_r(r) = -\nabla_r\Phi(r), \quad E_\theta = 0, \quad E_\phi = 0] \quad (12)$$

Exterior field of permanent dipolaron. Taking into account the last remark presuming that $N_l \mathbf{p}_l \mathbf{E}_e = N_l p_l E_e$, one finds that the radial component of exterior field of permanent dipolaron obeys the liner equation

$$\nabla_r E_e(r) + \lambda^{-1} E_e(r) = 0, \quad r > R, \quad \lambda^{-1} = \frac{q_i n_i N_l p_l}{\epsilon_0 \epsilon k_B T} \quad (13)$$

With the help of substitution $E_e(r) = s(r)/r^2$ we obtain the equation for $s(r)$ permitting the general solution

$$\frac{ds}{dr} + \lambda^{-1} s = 0 \quad \longrightarrow \quad s = s_0 e^{-r/\lambda} \quad (14)$$

For the radial component of external electrostatic field of permanent dipolaron we gain

$$E_e(r) = \frac{q}{4\pi\epsilon_0\epsilon} \frac{e^{-r/\lambda}}{r^2} \quad (15)$$

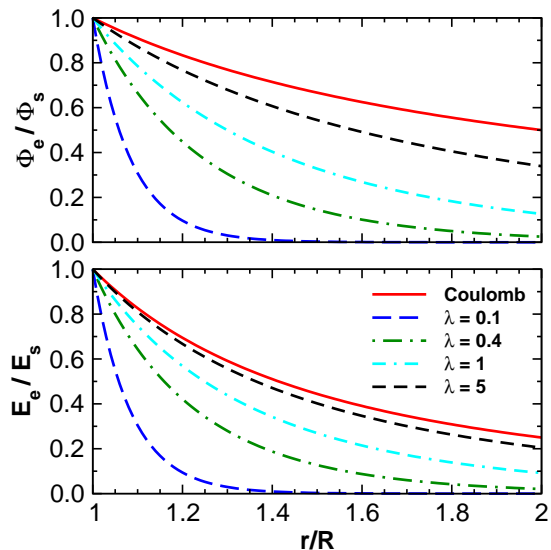


FIG. 2. Normalized to their surface values the external potential Φ_e/Φ_s and the radial component of external field E_e/E_s of permanent dipolaron computed as functions of r/R for a different screening length values λ . The case $\lambda = 0$ corresponds to the exterior field of uniformly charged sphere in dielectric fluid composed of electrically passive molecules, insensitive to dipolar polarization.

q is the total charge of dipolaron and its density accounts for the internal polarization of polar molecules due to fields of central ion. The potential of this field

$$\frac{d\Phi_e}{dr} = -\frac{q}{4\pi\epsilon_0\epsilon} \frac{e^{-r/\lambda}}{r^2} \quad (16)$$

$$\Phi_e(r) = -\frac{q}{4\pi\epsilon_0\epsilon} \left[\frac{Ei(1, r/\lambda)}{\lambda} - \frac{e^{-r/\lambda}}{r} \right] \quad (17)$$

where $Ei(n, x) = \int_1^\infty \frac{e^{-xt}}{t^n} dt$ is the Exponential integral (e.g., [37]). In Eq.15 the exponential factor exhibits the in-medium effect of electric field shielding. This effect is controlled by parameter λ and depends on characteristics of both counterions and molecules of solvent: the larger λ the smaller effect of shielding. The magnitude of the screening length λ bears information about all constituents of dielectric nanosolution as it depends upon bound-charged density of all counterions $q_i n_i$, electric permittivity ϵ and dipole moments of solvent molecules p_l . The shielding of the exterior field of permanent dipolaron is demonstrated in Fig.2: we plot exterior field and potential as functions of distance from the dipolaron surface (normalized to its radius).

Exterior field of field-induced dipolaron. We now consider a model of field-induced dipolaron which can be appropriately applied to dielectric nanosolutions composed of non-polar molecules (easily polarized). Under the action of an ionic field the molecules of dipolar atmospheres acquire a dipole electric moments $\mathbf{p}_l = \alpha_l \mathbf{E}$, where l la-

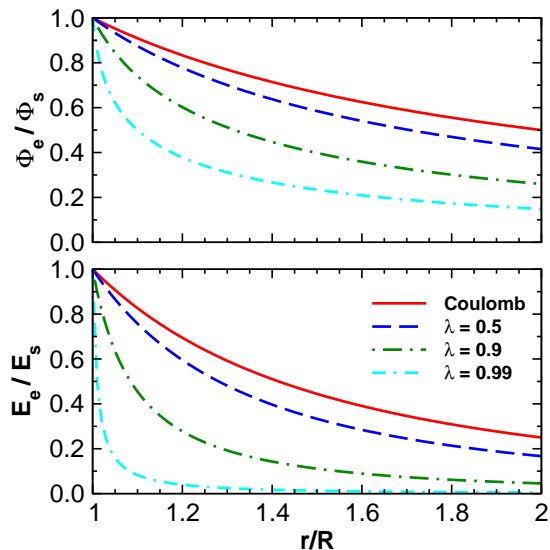


FIG. 3. The potential Φ_e/Φ_s and the field E_e/E_s (normalized to their surface values) as a function of $x = r/R$ of field-induced dipolaron computed for different values of parameter λ regulating intensity of electric field shielding. The limiting case of $\lambda = 0$ corresponds to Coulomb law for the potential and field of uniformly charged sphere.

bels the dipolar type of molecule and the exterior electrostatic field of field-induced dipolaron is described by the non-linear equation

$$\nabla \cdot \mathbf{E}_e + \zeta \mathbf{E}_e^2 = 0, \quad \mathbf{E}_e = -\nabla \Phi_e, \quad r > R \quad (18)$$

where $\zeta_l = \frac{q_i n_i N_l \alpha_l}{\epsilon_0 \epsilon k_B T}$, which can be solved analytically. After tedious analytic computations we present here the final result

$$\mathbf{E}_e = \frac{q}{4\pi\epsilon_0\epsilon} \frac{1}{r(r - q\zeta)} \mathbf{e}_r \quad (19)$$

which can be easily verified by simple computation. The exterior field and its potential can be represented in the form

$$\mathbf{E}_e = \frac{q}{4\pi\epsilon_0\epsilon r^2} \left(1 - \frac{\Lambda}{r}\right)^{-1} \mathbf{e}_r, \quad (20)$$

$$\Phi_e(r) = -\frac{q}{\Lambda} \ln \left(1 - \frac{\Lambda}{r}\right) \quad (21)$$

where $\Lambda = \frac{q_i^2 n_i N \alpha_i}{4\pi\epsilon_0\epsilon k_B T}$, highlighting the effect of the non-Debye field screening. Here q is the total charge of field-induced dipolaron. Unlike the exponential shielding of electric field of the permanent dipolaron, the dipolar atmosphere of field-induced dipolaron leads to the electric field screening which is described by $(1 - \frac{\Lambda}{r})$ factor. The above characteristics can be conveniently represented via dimensionless parameters of the field shielding λ and distance (normalized to the dipolaron radius)

$x = r/R > 1$ which is measured from the surface of dipolaron: $\lambda = \Lambda/R$, $0 < \lambda < 1$, the radial component of external field

$$E_e = \frac{q}{4\pi\epsilon_0\epsilon x^2 R^2} \left(1 - \frac{\lambda}{x}\right)^{-1}, \quad (22)$$

$$\Phi_e(r) = -\frac{q}{4\pi\epsilon_0\epsilon \lambda R} \ln \left(1 - \frac{\lambda}{x}\right) \quad (23)$$

The case of $x = 1$ corresponds to the surface values of these quantities. In Fig.3, we plot the radial component of exterior electric field and potential of the field-induced dipolaron as functions of x computed at different values of shielding length λ . The smaller λ the less in-medium effect of the field shielding. The limiting case of $\lambda = 0$ corresponds to Coulomb law for the potential and field of uniformly charged sphere.

Conclusions. To the best of our knowledge some statistical problems of complex fluid thought of as ion-dipole mixture have first been discussed in paper entitled *On the theory of dipolar fluids and iondipole mixtures* [38]. In particular, it has been shown to emerge the Debye-Hückel form for the asymptotic behavior of the potential of mean force between ions for arbitrary density of the dipolar solvent in the limit of low ionic concentration.

In this work we go further considering dipole-ion configuration (see Fig. 1 and dubbed to as *dipolarion*) with focus on the problem of the electric field shielding. As it clearly seen from Fig. 1 the dipole-ion agglomerations possesses electric charge, contrary to DH constituents and this is the reason why in present the basic equation of in-medium electrostatics has the form different from classical DH equation. Also, at this point it worthwhile to stress that that dipolarion is substantially different from dipolaron (electron-hole constituent) of solid state physics.

The theory introduced in this paper leads to a correct physical picture of non-Debye screening which is experimentally known for a wide class of materials. The introduced equations are interesting in their own right due to their capability of consistent mathematical description and physical treatment of the in-medium effect of electric field shielding which is caused by the polarization of molecular dipoles of solvent by fields of counterions. This capability has been demonstrated by numerical analysis of obtained analytic solutions for exterior fields of permanent and field-induced dipolarons. Calculus of the effective parameters and investigation of the thermodynamic properties of dipolaron solutions is the subject of forthcoming papers.

Acknowledgements. The authors are indebted to Wei-Yin Chiang for helpful assistance and Andrey Rogachev for fruitful discussions. This work is partly supported by NSC of Taiwan, under grant nos. 98-2112-M-008-023-MY3, and NCTS of Taiwan. D. Bolmatov thanks Cornell University for support.

* d.bolmatov@gmail.com

- [1] S. Alexander, P. M. Chaikin, P. Grant, G. J. Morales, P. Pincus, and D. Hone, *J. Chem. Phys.* **80**, 5776 (1984).
- [2] P. Koehl, H. Orland, and M. Delarue, *Phys. Rev. Lett.* **102**, 087801 (2009).
- [3] F. C. Santos and A. C. Tort, *Eur. J. Phys.* **25**, 859 (2004).
- [4] M. M. Taddei, T. N. C. Mendes and C. Farina, *Eur. J. Phys.* **31**, 89 (2010).
- [5] A. K. Jonscher, *Appl. Phys. A* **56**, 405 (1993).
- [6] R. R. Netz and H. Orland, *Europhys. Lett.* **45**, 726 (1999).
- [7] A. R. Denton, *J. Phys.: Condens. Matter* **22**, 364108 (2010).
- [8] P. Debye, E. Hückel, *Phys. Z.* **24**, 185 (1923).
- [9] M. E. Fisher, Y. Levin, *Phys. Rev. Lett.* **71**, 3826 (1993).
- [10] T. H. Gronwall, V. K. LaMer, K. Sandved, *Phys. Z.* **29**, 358 (1928).
- [11] N. Bjerrum, *Kgl. Danske Vidensk. Selskab.* **9**, 7 (1926).
- [12] L.W. Bahe, *J. Phys. Chem.* **76**, 1062 (1972).
- [13] E. Waisman, J. L. Lebowitz, *J. Chem. Phys.* **52**, 4037 (1972).
- [14] J. S. Høye, J. L. Lebowitz, G. Stell, *J. Chem. Phys.* **61**, 3253 (1974).
- [15] H. C. Andersen, D. Chandler, *J. Chem. Phys.* **55**, 1497 (1971).
- [16] A. R. Allnatt, *Mol. Phys.* **8**, 533 (1964).
- [17] J. C. Rasaiah, H. L. Friedman, *J. Chem. Phys.* **48**, 2742 (1968).
- [18] G. V. Efimov, E. A. Nogovitsin, *Physica A* **234**, 506 (1996).
- [19] D. Bolmatov, *J. Stat. Phys.* **137**, 765 (2009).
- [20] L. M. Varela, M. Garcia, and V. Mosquera, *Phys. Rep.* **382**, 1 (2003).
- [21] D. Bolmatov, V. V. Brazhkin and K. Trachenko, *Nat. Commun.* **4**, 2331 (2013).
- [22] K. Koga and B. Widom, *J. Chem. Phys.* **138**, 114504 (2013).
- [23] M. Grimsditch, R. Bhadra and L. M. Torell, *Phys. Rev. Lett.* **62**, 2616 (1989).
- [24] M. A. A. Barbosa and B. Widom, *J. Chem. Phys.* **132**, 214506 (2010).
- [25] V. M. Giordano and G. Monaco, *Proc. Natl. Acad. Sci.* **107**, 21985 (2010).
- [26] S. Hosokawa, S. Munejiri, M. Inui, Y. Kajihara, W.-C. Pilgrim, Y. Ohmasa, S. Tsutsui, A. Q. R. Baron, F. Shimojo and K. Hoshino, *J. Phys.: Condens. Matter* **25**, 112101 (2013).
- [27] E. Guarini, U. Bafle, F. Barocchi, A. De Francesco, E. Farhi, F. Formisano, A. Laloni, A. Orecchini, A. Polidori, M. Puglini, and F. Sacchetti, *Phys. Rev. B* **88**, 104201 (2013).
- [28] C. Ferrante, E. Pontecorvo, G. Cerullo, A. Chiasera, G. Ruocco, W. Schirmacher and T. Scopigno, *Nat. Commun.* **4**, 1793 (2013).
- [29] A. S. Keys, J. P. Garrahanc, and D. Chandler, *Proc. Natl. Acad. Sci.* **110**, 4482 (2013).
- [30] B. Senyuk, Q. Liu, S. He, R. D. Kamien, R. B. Kusner, T. C. Lubensky and Ivan I. Smalyukh, *Nature* **493**, 200 (2012).
- [31] Y. Wang, Y. Wang, D. R. Breed, V. N. Manoharan, L. Feng, A. D. Hollingsworth, M. Weck and D. J. Pine, *Nature* **491**, 51 (2012).
- [32] D. Bolmatov, E. T. Musaev and K. Trachenko, *Sci. Rep.* **3**, 2794 (2013).
- [33] D. Bolmatov, V. V. Brazhkin and K. Trachenko, *Sci. Rep.* **2**, 421 (2012).
- [34] D. Bolmatov and K. Trachenko, *Phys. Rev. B* **84**, 054106 (2011).
- [35] D. Bolmatov, V. V. Brazhkin and K. Trachenko, *J. Appl. Phys.* **113**, 103514 (2013).
- [36] C. P. Smyth, *Dielectric Behavior and Structure*, (McGraw-Hill, New York, 1955).
- [37] M. Abramowitz and I. A. Stegan, *Handbook of Mathematical Functions*, (Dover, New York, 1964).
- [38] D. Y. C. Chan, D. J. Mitchell, B. W. Ninham, and B. A. Pailthorpe, *J. Chem. Phys.* **69**, 691 (1978).