

Interaction effect on adiabatic pump of charge and spin in quantum dot

Satoshi Nakajima, Masahiko Taguchi, Toshihiro Kubo, and Yasuhiro Tokura*

Graduate School of Pure and Applied Sciences, University of Tsukuba, 1-1-1, Tenmodai, Tsukuba, 305-8571, Japan

(Dated: November 8, 2018)

We investigate the pumped charge and spin at zero bias by a modulation of two control parameters using the full counting statistics with quantum master equation approach. First we study higher order effects of the pumping frequency in general Markov systems and show in this limit the equivalence between our approach and the real-time diagrammatic approach. An adiabatic modulation of the control parameters induces the Berry-Sinitsyn-Nemenman (BSN) phase. We show that the origin of the BSN phase is a nonadiabatic effect. The pumped charge (spin) is given by a summation of (i) a time integral of the instantaneous steady charge (spin) current and (ii) a geometric surface integral of the BSN curvature, which results from the BSN phase. In quantum dots (QDs) weakly coupled to two leads, we show that (i) is usually dominant if the thermodynamic parameters are modulated although it is zero if the thermodynamic parameters are fixed to zero bias. To observe the spin effects, we consider collinear magnetic fields, which relate to spins through the Zeeman effect, with different amplitudes applying to the QDs and the leads. For interacting one level QD, we calculate analytically the pumped charge and spin by modulating the magnetic fields and the coupling strengths to the leads in the noninteracting and strong interacting limits. We show that the difference between these two limits appears through the instantaneous averages of the numbers of the electron with up and down spin in the QD. For the quantum pump by the modulation of the magnetic fields of the QD and one lead, the energy dependences of linewidth functions, which are usually neglected, are essential.

PACS numbers: 05.60.Gg, 72.25.-b, 73.63.Kv, 05.70.Ln

I. INTRODUCTION

In a mesoscopic system, even at zero bias, a charge or spin current is induced by a slow modulation of two or more control parameters^{1–11}. This phenomenon, called quantum adiabatic pump, is theoretically interesting because its origins are quantum effects and non-equilibrium effects. The quantum adiabatic pump is also expected to be applied to the single electron transfer devices and the current standard^{12,13}.

The adiabatically pumped quantity is described by a geometric expression in the control parameter space, although the pumped quantity coming from second or more higher order of the pumping frequency is not geometric. In noninteracting systems, the quantum adiabatic pump had extensively been studied by the Brouwer formula^{14–22}, which describes the pumped charge by the scattering matrix. On the other hand, it is difficult to calculate the scattering matrix in the interacting systems. In the interacting system, the Brouwer formula had only been applied in mean field treatments^{23,24} or in the Toulouse limit²⁵.

Recently, the quantum pump in interacting systems have been actively researched. There are three theoretical approaches. The first is the Green's function approach to pumping^{26–28}. The second is the real-time diagrammatic approach^{29–36} (RT approach) which uses the generalized master equation (GME) that is equivalent^{37,38} to the quantum master equation (QME) derived using the Nakajima-Zwanzig projection operator technique³⁹. Particularly, Ref. [34] derived a geometric expression similar to the Brouwer formula and the Berry-Sinitsyn-Nemenman (BSN) vector explained later. The

third is the full counting statistics^{40–42} (FCS) with quantum master equation (FCS-QME, which is also called generalized quantum master equation⁴²) approach proposed in Ref. [43].

The adiabatic modulation of the control parameters induces a Berry-phase-like⁴⁴ quantity called BSN phase in the FCS-QME with the Markov approximation. Sinitsyn and Nemenman⁴⁵ studied the adiabatically pumped charge using the FCS and had shown that it is characterized by the BSN vector, which results from the BSN phase. The BSN vector was applied to the spin boson system⁴⁶ and a connection was made to the excess entropy production^{47,48}. The FCS-QME approach can treat the Coulomb interaction, which can not be treated in the Brouwer formula. The derived formula of the BSN vector depends on the approximations used for the QME. The Born-Markov approximation with or without the rotating wave approximation³⁹(RWA) is frequently used. The QME in the Born-Markov approximation without RWA sometimes violates the non-negativity of the system reduced density operator⁴⁹. The QME of the RWA or the coarse-graining approximation^{50,51}(CGA) is the Lindblad type which guarantees the non-negativity³⁹.

Some recent papers^{33,34,43} showed that the Coulomb interaction induces the quantum pump. In Refs. [33,34], it was shown that in a one level interacting quantum dot (QD) weakly coupled to two leads, the pumped charge (also spin in Ref. [34]) induced by an adiabatic modulation of the energy level of the QD and the bias between the two leads vanishes in the noninteracting limit. In particular, Yuge *et al.*⁴³ studied the pumped charge coming from the BSN curvatures by adiabatic modulation of the thermodynamic parameters (the chemical potentials and

the temperatures) in spinless QDs weakly coupled to two spinless leads and showed that the BSN curvatures are zero in noninteracting QDs although they are nonzero for finite interaction.

In this paper, we first generalize the FCS-QME approach to multicounting field to calculate spin current (§II A). We then study the nonadiabatic effects in general Markov systems and clarified the relations between the FCS-QME approach and the RT approach³⁴ in §II B. Additionally we show that the origin of the BSN phase is a nonadiabatic effect. Next we explain the model to be considered (§III). We consider QDs weakly coupled to two leads (L and R). To observe the spin effects, we consider collinear magnetic fields, which relate to spins through the Zeeman effect, with different amplitudes applying to the QDs (B_S) and the leads (B_L and B_R). The dynamic parameters (B_S , $B_{L/R}$, and the coupling strengths to the leads) are control parameters. We use the RWA defined as a long coarse-graining time limit of the CGA to the FCS-QME. In §IV and §V, we consider noninteracting and interacting QDs respectively. First, we show (in §IV B and §V B) the time integral of an instantaneous steady current is usually dominant if the thermodynamic parameters (the chemical potentials and the temperatures of leads) are modulated (as considered in Refs. [33,34,43,52,53]). Next in a one level QD with the Coulomb interaction U , we analytically calculate the BSN curvatures of spin and charge induced by the dynamic parameters in the noninteracting (§IV C) and strong (§V C) interacting limit ($U \rightarrow 0, \infty$). The difference between the results for $U = 0$ and $U = \infty$ appears through the instantaneous averages of the numbers of the electron with up and down spin in the QD. For the quantum pump by the adiabatic modulation of (B_L, B_S), the energy dependences of linewidth functions, which are usually neglected, are essential. In §V C, we show and discuss the contour plots of BSN curvatures evaluated numerically. Finally, we summarize this paper with discussions (§VI). In Appendix A, the Liouville space^{42,54} and the matrix representation of the Liouvillian are explained. In Appendix B, we derive the FCS-QME of the CGA and discuss the difference between the CGA and the RWA. In Appendix C, we derive Eq. (5). In Appendix D, we discuss the validity of the adiabatic expansion in §II B. In Appendix E, we discuss the derivation of Eq. (31).

II. FCS-QME

In this section, we consider general Markov systems weakly coupled to noninteracting (fermionic or bosonic) baths. The model we use to do a concrete calculation is explained at §III.

In §II A, we explain the FCS-QME method using the Liouville space^{42,54} (Appendix A). This method is a generalization to the multicounting field of Ref. [43]. In §II B, we study nonadiabatic effect, and show the equiv-

alence to the method of Ref. [34].

A. Derivation of FCS-QME

Consider a cyclic modulation of the control parameters with a period τ . At $t = 0$ and $t = \tau$, we perform projection measurements of μ th time-independent observables $\{O_\mu\}$ indexed by μ of baths which commute with each other. $\Delta o_\mu = o_\mu^{(\tau)} - o_\mu^{(0)}$ denotes the difference of the outcomes $\{o_\mu^{(\tau)}\}$ at $t = \tau$ and the outcomes $\{o_\mu^{(0)}\}$ at $t = 0$. The Fourier transform of the joint probability density distribution $P_\tau(\{\Delta o_\mu\})$, $Z_\tau(\{\chi_\mu\}) = \int \prod_\mu d\Delta o_\mu P_\tau(\{\Delta o_\mu\}) e^{i \sum_\mu \chi_\mu \Delta o_\mu}$, is the generating function. Here, χ_μ are counting fields for O_μ . $Z_\tau(\{\chi_\mu\})$ is given by $Z_\tau(\{\chi_\mu\}) = \text{Tr}_{\text{tot}}[\rho_{\text{tot}}^\chi(t = \tau)]$ using an operator of the total system $\rho_{\text{tot}}^\chi(t)$ ⁴². Here, χ denotes the set of the counting fields $\{\chi_\mu\}$. We defined $\rho^\chi(t) \stackrel{\text{def}}{=} \text{Tr}_B[\rho_{\text{tot}}^\chi(t)]$ where Tr_B denotes a trace over baths' degrees of freedom. $\rho^\chi(t)$ provides the generating function $Z_\tau(\{\chi_\mu\}) = \text{Tr}_S[\rho^\chi(t = \tau)]$. In Appendix B, we derive the full counting statistics with quantum master equation (FCS-QME) [i.e., the equation of motion of $\rho^\chi(t)$] from the equation of motion of $\rho_{\text{tot}}^\chi(t)$. In this paper, we set $\hbar = 1$. We suppose $\rho_{\text{tot}}(0) = \rho(0) \otimes \rho_B(\alpha_0)$ and $\rho_{\text{tot}}(t) \approx \rho(t) \otimes \rho_B(\alpha_t)$ ($0 < t \leq \tau$) where $\rho_{\text{tot}}(t)$ is the total system state, $\rho(t) = \text{Tr}_B[\rho_{\text{tot}}(t)]$ is the system reduced density operator, $\rho_B(\alpha_t)$ is a tensor product of the grand canonical or canonical distributions of the baths, and α_t is the value of the set of the control parameters at time t . If the baths are electric leads, $\rho_B(\alpha_t)$ is given by Eq. (B2). The FCS-QME^{42,43} is

$$\frac{d\rho^\chi(t)}{dt} = \hat{K}^\chi(\alpha_t)\rho^\chi(t), \quad (1)$$

and the initial condition is $\rho^\chi(0) = \rho(0)$. Here $\hat{K}^\chi(\alpha_t)$ is the Liouvillian modified by χ . The Liouvillian depends on used approximations, for instance, the Born-Markov approximation without or within RWA³⁹ and the CGA^{50,51}. After §III we choose the Born-Markov approximation within RWA; however, in this section we assume only Markov property (i.e., \hat{K}^χ just depends on α_t). At $\chi = 0$, the FCS-QME becomes the quantum master equation (QME)

$$\frac{d\rho(t)}{dt} = \hat{K}(\alpha_t)\rho(t). \quad (2)$$

$\hat{K}(\alpha_t)$ equals $\hat{K}^\chi(\alpha_t)$ at $\chi = 0$. In the following, a symbol X without χ denotes $X^\chi|_{\chi=0}$.

In the Liouville space (Appendix A), the left and right eigenvalue equations of the Liouvillian are

$$\hat{K}^\chi(\alpha)|\rho_n^\chi(\alpha)\rangle\rangle = \lambda_n^\chi(\alpha)|\rho_n^\chi(\alpha)\rangle\rangle, \quad (3)$$

$$\langle\langle l_n^\chi(\alpha)|\hat{K}^\chi(\alpha) = \lambda_n^\chi(\alpha)\langle\langle l_n^\chi(\alpha)|. \quad (4)$$

The left eigenvectors $l_n^\chi(\alpha)$ and the right eigenvectors $\rho_m^\chi(\alpha)$ (operators considered as elements of a vector

space) satisfy $\langle\langle l_n^X(\alpha) | \rho_n^X(\alpha) \rangle\rangle = \delta_{nm}$. Here, α denotes arbitrary values of the set of the control parameters. The mode which has the eigenvalue with the maximum real part is assigned by the label $n = 0$ and is called the slowest mode. In the limit $\chi \rightarrow 0$, $\lambda_0^X(\alpha)$ becomes 0 and $\langle\langle l_0^X(\alpha) | \cdot \rangle\rangle$ becomes $\langle\langle 1 | \cdot \rangle\rangle$, i.e., $l_0(\alpha) = 1$. The conservation of the probability $\frac{d}{dt} \langle\langle 1 | \rho(t) \rangle\rangle = \langle\langle 1 | \hat{K}(\alpha_t) | \rho(t) \rangle\rangle = 0$ leads $\langle\langle 1 | \hat{K}(\alpha) = 0$. In addition, $n = 0$ mode right eigenvector, $|\rho_0(\alpha)\rangle\rangle$, determined by $\hat{K}(\alpha) |\rho_0(\alpha)\rangle\rangle = 0$ represents the instantaneous steady state; if the control parameters are fixed to α , the state $\rho(t)$ converges to $\rho_0(\alpha)$ at $t \rightarrow \infty$. In general, the solution of the FCS-QME Eq. (1) is expanded as

$$|\rho^X(t)\rangle\rangle = \sum_n c_n^X(t) e^{\Lambda_n^X(t)} |\rho_n^X(\alpha_t)\rangle\rangle, \quad (5)$$

where $\Lambda_n^X(t) = \int_0^t ds \lambda_n^X(\alpha_s)$. The coefficients $c_n^X(t)$ obey Eq. (C8).

The coefficients $c_n^X(t)$ are given by solving Eq. (C8). The condition which makes $\{c_n^X(t)\}_{n \neq 0}$ negligible is discussed in Appendix C and was studied carefully in Ref. [55] for $\chi = 0$. In this section, we consider sufficiently slow modulation of the control parameters. The effects of fast modulation are considered in the next section. For the slowest mode, the second term of the right side of Eq. (C8) exponentially damps as a function of time. The relaxation time of the system (τ_S) is the order of Γ^{-1} where Γ is the typical value of the linewidth functions [defined as Γ_i in Eq. (58)]. Assuming the cycle time τ is much longer than τ_S , we obtain

$$c_0^X(\tau) = c_0^X(0) \exp \left[- \int_0^\tau dt \langle\langle l_0^X(\alpha_t) | \frac{d}{dt} |\rho_0^X(\alpha_t)\rangle\rangle \right], \quad (6)$$

and

$$c_n^X(\tau) e^{\Lambda_n^X(\tau)} \approx 0 \quad (n \neq 0). \quad (7)$$

In fact, $c_n^X(t) e^{\Lambda_n^X(t)} = \mathcal{O}(\frac{\omega}{\Gamma})$ with $\omega = 2\pi/\tau$ as explained in Appendix C. We denote the condition which makes the above approximation appropriate as χ -adiabatic condition. Using the initial condition $\rho^X(0) = \rho(0)$, we obtain $c_0^X(0) = \langle\langle l_0^X(\alpha_0) | \rho(0) \rangle\rangle$. Substituting these equations into Eq. (5), we obtain⁴³

$$|\rho^X(\tau)\rangle\rangle \approx \langle\langle l_0^X(\alpha_0) | \rho(0) \rangle\rangle e^{-\int_0^\tau dt \langle\langle l_0^X(\alpha_t) | \frac{d}{dt} |\rho_0^X(\alpha_t)\rangle\rangle} \times e^{\int_0^\tau dt \lambda_0^X(\alpha_t)} |\rho_0^X(\alpha_\tau)\rangle\rangle, \quad (8)$$

and the cumulant generating function $S_\tau(\chi) = \ln Z_\tau(\chi) = \ln \langle\langle 1 | \rho^X(\tau) \rangle\rangle$:

$$S_\tau(\chi) = \int_0^\tau dt \lambda_0^X(\alpha_t) - \oint_C d\alpha^n \langle\langle l_0^X(\alpha) | \frac{\partial |\rho_0^X(\alpha)\rangle\rangle}{\partial \alpha^n} \rangle\rangle + \ln \langle\langle l_0^X(\alpha_0) | \rho(0) \rangle\rangle + \ln \langle\langle 1 | \rho_0^X(\alpha_\tau) \rangle\rangle. \quad (9)$$

Here, we used $\int_0^\tau dt \langle\langle l_0^X(\alpha_t) | \frac{d}{dt} |\rho_0^X(\alpha_t)\rangle\rangle = \oint_C d\alpha^n \langle\langle l_0^X(\alpha) | \frac{\partial |\rho_0^X(\alpha)\rangle\rangle}{\partial \alpha^n} \rangle\rangle$, where C is the trajectory

from α_0 to α_τ , α^n are the n th component of the control parameters and the summation symbol \sum_n is omitted. Equation (9) is the same with Yuge *et al.*⁴³ except for that χ denotes a multicounting field. The averages $\langle\langle \Delta o_\mu \rangle\rangle_\tau = \frac{\partial S_\tau(\chi)}{\partial (i\chi_\mu)} \Big|_{\chi=0}$ are

$$\langle\langle \Delta o_\mu \rangle\rangle_\tau = \int_0^\tau dt \lambda_0^\mu(\alpha_t) - \oint_C d\alpha^n \langle\langle l_0^\mu(\alpha) | \frac{\partial |\rho_0(\alpha)\rangle\rangle}{\partial \alpha^n} \rangle\rangle + \langle\langle l_0^\mu(\alpha_0) | \rho(0) \rangle\rangle + \langle\langle 1 | \rho_0^\mu(\alpha_0) \rangle\rangle, \quad (10)$$

where $X^\mu(\alpha) \stackrel{\text{def}}{=} \frac{\partial X^X(\alpha)}{\partial (i\chi_\mu)} \Big|_{\chi=0}$. Here, we used $-\oint_C d\alpha^n \langle\langle l_0(\alpha) | \frac{\partial |\rho_0^\mu(\alpha)\rangle\rangle}{\partial \alpha^n} \rangle\rangle = -\langle\langle 1 | \rho_0^\mu(\alpha_\tau) \rangle\rangle + \langle\langle 1 | \rho_0^\mu(\alpha_0) \rangle\rangle$ because $\langle\langle l_0(\alpha) | \frac{\partial |\rho_0^\mu(\alpha)\rangle\rangle}{\partial \alpha^n} \rangle\rangle = \frac{\partial}{\partial \alpha^n} \langle\langle 1 | \rho_0^\mu(\alpha) \rangle\rangle$. The integrand of the first time integral, $\lambda_0^\mu(\alpha_t)$, are the instantaneous steady currents of O_μ at time t ; if the control parameters are fixed to α and the state is $\rho_0(\alpha)$, the current of O_μ is $\lambda_0^\mu(\alpha)$. The integrand of the second term of the right side of Eq. (10) is the Berry-Sinitsyn-Nemenman (BSN) vector⁴⁵

$$A_n^\mu(\alpha) = \langle\langle l_0^\mu(\alpha) | \frac{\partial |\rho_0(\alpha)\rangle\rangle}{\partial \alpha^n} \rangle\rangle. \quad (11)$$

The third and fourth terms of the right side of Eq. (10) cancel if the initial condition is the instantaneous steady state $\rho_0(\alpha_0)$. Because of $\alpha_\tau = \alpha_0$, the second term of the right side of Eq. (10) can be described as a surface integral over the surface S enclosed by C using the Stokes theorem :

$$\langle\langle \Delta o_\mu \rangle\rangle_\tau = \langle\langle \Delta o_\mu \rangle\rangle_\tau^{\text{Steady}} + \langle\langle \Delta o_\mu \rangle\rangle_S^{\text{Berry}}, \quad (12)$$

$$\langle\langle \Delta o_\mu \rangle\rangle_\tau^{\text{Steady}} = \int_0^\tau dt \lambda_0^\mu(\alpha_t), \quad (13)$$

$$\langle\langle \Delta o_\mu \rangle\rangle_S^{\text{Berry}} = - \int_S d\alpha^m \wedge d\alpha^n \frac{1}{2} F_{mn}^\mu(\alpha). \quad (14)$$

Here, \wedge is the wedge product and the summation symbol $\sum_{n,m}$ is omitted. BSN curvature $F_{mn}^\mu(\alpha)$ is given by

$$F_{mn}^\mu(\alpha) = \frac{\partial A_n^\mu(\alpha)}{\partial \alpha^m} - \frac{\partial A_m^\mu(\alpha)}{\partial \alpha^n}. \quad (15)$$

Yuge *et al.*⁴³ focus on only the second term of Eq. (12) subtracting the first term, and they did not evaluate $\langle\langle \Delta o_\mu \rangle\rangle_\tau^{\text{Steady}}$. In §IV B, we show that this contribution is usually dominant if the thermodynamic parameters are modulated although the steady currents $\lambda_0^\mu(\alpha_t)$ are zero if the thermodynamic parameters are fixed to zero bias.

From the cumulant generating function Eq. (9), we can calculate the second order cumulants ${}^c\langle\langle o_\mu o_\nu \rangle\rangle_\tau = \frac{\partial^2 S_\tau(\chi)}{\partial (i\chi_\mu) \partial (i\chi_\nu)} \Big|_{\chi=0}$ and higher cumulants. However, we focus only on the first order cumulants (averages) in this paper. Up to the first order cumulants, we do not need the multicounting field. In fact, the multicounting field is helpful to understand the physical origin of each term of the (FCS-)QME. The counting fields appear only in $A \bullet B$ ($A, B \neq 1$) type terms in the dissipator term $\hat{\Pi}^X \bullet$

[see Eq. (A7); \bullet is an arbitrary operator] as Eq. (B7). For instance, the factor $e^{i\chi_{b\sigma}}$ with the counting field for total number of electron with spin σ of bath b , $\chi_{b\sigma}$, means tunneling process from the system to bath b with spin σ . The factor $e^{-i\chi_{b\sigma}}$ means tunneling process from bath b with spin σ to the system.

B. Non-adiabatic effect and BSN vector

In this section, we consider nonadiabatic effect [that comes from $(\frac{\omega}{\Gamma})^n$ ($n = 1, 2, \dots$) with $\omega = 2\pi/\tau$], which had been researched recently^{31,35,52,53}. If the modulation of the control parameters is not adiabatic, the difference between the state and the instantaneous steady state, $\rho^a(t) \stackrel{\text{def}}{=} \rho(t) - \rho_0(\alpha_t) = \sum_{n \neq 0} c_n(t) e^{\Lambda_n(t)} \rho_n(\alpha_t)$, is important. In contrast to Appendix C and Ref. [55], we do not treat $\{c_n(t)\}_{n \neq 0}$ explicitly; instead, we use the pseudo-inverse of the Liouvillian. The formal solution of the FCS-QME Eq. (1) is

$$|\rho^x(t)\rangle\rangle = \text{T exp} \left[\int_0^t ds \hat{K}^x(\alpha_s) \right] |\rho^x(0)\rangle\rangle, \quad (16)$$

where T denotes the time-ordering operation. Using this, we obtain the averages⁵²

$$\begin{aligned} \langle\langle \Delta o_\mu \rangle\rangle_t &= \frac{\partial}{\partial (i\chi_\mu)} \langle\langle 1 | \rho^x(t) \rangle\rangle \Big|_{\chi=0} \\ &= \int_0^t du \langle\langle 1 | \hat{K}^\mu(\alpha_u) | \rho(u) \rangle\rangle + \langle\langle 1 | \rho^\mu(0) \rangle\rangle \\ &= \int_0^t du \langle\langle 1 | \hat{K}^\mu(\alpha_u) | \rho(u) \rangle\rangle \equiv \int_0^t du I_\mu(u) \end{aligned} \quad (17)$$

Here, we use $\langle\langle 1 | \hat{K}(\alpha) = 0$ in the second line and $|\rho^\mu(0)\rangle\rangle = 0$ (derived from $|\rho^x(0)\rangle\rangle = |\rho(0)\rangle\rangle$) in the third line. Moreover, using $\langle\langle l_0(\alpha) | = \langle\langle 1 |$, $\lambda_0(\alpha) = 0$ and Eq. (4), we obtain⁵³

$$\langle\langle 1 | \hat{K}^\mu(\alpha) = \lambda_0^\mu(\alpha) \langle\langle 1 | - \langle\langle l_0^\mu(\alpha) | \hat{K}(\alpha). \quad (18)$$

Hence the currents $I_\mu(t)$ are given by

$$\begin{aligned} I_\mu(t) &= \langle\langle 1 | \hat{K}^\mu(\alpha_t) | \rho(t) \rangle\rangle \\ &= \lambda_0^\mu(\alpha_t) - \langle\langle l_0^\mu(\alpha_t) | \hat{K}(\alpha_t) | \rho(t) \rangle\rangle \\ &= \lambda_0^\mu(\alpha_t) - \langle\langle l_0^\mu(\alpha_t) | \frac{d}{dt} | \rho(t) \rangle\rangle. \end{aligned} \quad (19)$$

The used approximation is only the Markov property of the Liouvillian, Eq. (1). In Appendix D, we discuss the reasonable range of the power of $\frac{\omega}{\Gamma}$ (nonadiabaticity). Substituting Eq. (19) with $\rho(t) \approx \rho_0(\alpha_t)$ into Eq. (17), we obtain Eq. (10) without the third and fourth terms. If $\rho(0) \neq \rho_0(\alpha_0)$, the state relaxes to the instantaneous steady state in the relaxation time τ_S . The third and fourth terms of Eq. (10), $\langle\langle \Delta o_\mu \rangle\rangle_\tau^{3+4} = \langle\langle l_0^\mu(\alpha_0) | \rho(0) \rangle\rangle +$

$\langle\langle 1 | \rho_0^\mu(\alpha_0) \rangle\rangle$, result from this relaxation. The contribution of $\langle\langle \Delta o_\mu \rangle\rangle_\tau$ from $\delta\rho(0) = \rho^a(0) = \rho(0) - \rho_0(\alpha_0)$ is

$$\begin{aligned} \langle\langle \Delta o_\mu \rangle\rangle_\tau^{\text{ini}} &\stackrel{\text{def}}{=} - \int_0^\tau dt \langle\langle l_0^\mu(\alpha_t) | \frac{d}{dt} | \delta\rho(t) \rangle\rangle \\ &= \langle\langle l_0^\mu(\alpha_0) | \delta\rho(0) \rangle\rangle - \langle\langle l_0^\mu(\alpha_\tau) | \delta\rho(\tau) \rangle\rangle \\ &\quad + \int_0^\tau dt \frac{d\langle\langle l_0^\mu(\alpha_t) |}{dt} | \delta\rho(t) \rangle\rangle, \end{aligned} \quad (20)$$

with $|\delta\rho(t)\rangle\rangle \stackrel{\text{def}}{=} \text{T exp} \left[\int_0^t ds \hat{K}(\alpha_s) \right] |\delta\rho(0)\rangle\rangle$. The first term of the right side of Eq. (20) is $\langle\langle \Delta o_\mu \rangle\rangle_\tau^{3+4}$. Because we can obtain $\langle\langle l_0^\mu(\alpha) | \rho_0(\alpha) \rangle\rangle + \langle\langle 1 | \rho_0^\mu(\alpha) \rangle\rangle = 0$ from the normalization $\langle\langle l_0^\chi(\alpha) | \rho_0^\chi(\alpha) \rangle\rangle = 1$, $\langle\langle \Delta o_\mu \rangle\rangle_\tau^{3+4}$ is given by $\langle\langle l_0^\mu(\alpha_0) | [\rho(0)\rangle\rangle - |\rho(\alpha_0)\rangle\rangle = \langle\langle l_0^\mu(\alpha_0) | \delta\rho(0) \rangle\rangle$. The second term of the right side of Eq. (20) is exponentially small since $\delta\rho(\tau) \sim e^{-\Gamma\tau}$. The order of the third term is $\mathcal{O}(\frac{\omega}{\Gamma})$ with $\omega = 2\pi/\tau$ because $\frac{d\langle\langle l_0^\mu(\alpha_t) |}{dt} = \mathcal{O}(\omega)$ and the integral range is restricted up to $1/\Gamma$ since $\delta\rho(t) \sim e^{-\Gamma t}$. Hence $\langle\langle \Delta o_\mu \rangle\rangle_\tau^{\text{ini}} = \langle\langle \Delta o_\mu \rangle\rangle_\tau^{3+4} + \mathcal{O}(\frac{\omega}{\Gamma})$.

The currents can also be written as

$$I_\mu(t) = \langle\langle 1 | W_\mu(\alpha_t) | \rho(t) \rangle\rangle, \quad (21)$$

where $W_\mu(\alpha)$ are the current operators defined by

$$\langle\langle 1 | W_\mu(\alpha) = \langle\langle 1 | \hat{K}^\mu(\alpha), \quad (22)$$

i.e., $\text{Tr}_S[W_\mu(\alpha)\bullet] = \text{Tr}_S[\hat{K}^\mu(\alpha)\bullet]$ for any operator \bullet [see, Eq. (A14)]. Using Eq. (18), the instantaneous steady currents are given by

$$\langle\langle 1 | W_\mu(\alpha) | \rho_0(\alpha) \rangle\rangle = \lambda_0^\mu(\alpha) = I_\mu^{\text{Steady}}(\alpha). \quad (23)$$

In the QDs weakly coupled to two leads, the electric current operator [i.e., $W_\mu(\alpha)$ corresponding to the electric current] coincides with Ref. [56] in the Born-Markov approximation without or within RWA.

Applying the pseudo-inverse $\mathcal{R}(\alpha)$ defined by

$$\mathcal{R}(\alpha) \hat{K}(\alpha) = 1 - |\rho_0(\alpha)\rangle\rangle \langle\langle 1 |, \quad (24)$$

to the QME Eq. (2), we obtain

$$\begin{aligned} |\rho^a(t)\rangle\rangle &= \mathcal{R}(\alpha_t) \frac{d}{dt} |\rho_0(\alpha_t)\rangle\rangle + \mathcal{R}(\alpha_t) \frac{d}{dt} |\rho^a(t)\rangle\rangle \\ &= \sum_{n=1}^{\infty} \left[\mathcal{R}(\alpha_t) \frac{d}{dt} \right]^n |\rho_0(\alpha_t)\rangle\rangle \equiv \sum_{n=1}^{\infty} |\rho^{a(n)}(t)\rangle\rangle \end{aligned} \quad (25)$$

Substituting Eq. (25) to Eq. (21), we finally reach

$$I_\mu(t) = I_\mu^{\text{Steady}}(\alpha_t) + \sum_{n=1}^{\infty} I_\mu^{a(n)}(t), \quad (26)$$

with $I_\mu^{a(n)}(t) \stackrel{\text{def}}{=} \langle\langle 1 | W_\mu(\alpha_t) | \rho^{a(n)}(t) \rangle\rangle$. Since $\frac{d}{dt} \alpha_t = \mathcal{O}(\omega)$ and $\mathcal{R}(\alpha_t) = \mathcal{O}(\frac{1}{\Gamma})$,

$$\rho^{a(n)}(t) = \mathcal{O}\left(\frac{\omega}{\Gamma}\right)^n. \quad (27)$$

In Appendix D, we discuss the reasonable range of n of $\rho^{a(n)}(t)$ and show that with the larger nonadiabaticity ($\frac{\omega}{\Gamma}$), the reasonable range becomes wider.

Let's consider the relation between Eq. (19) and Eq. (26). In §II A, we used χ -adiabatic approximation Eq. (8), which becomes $|\rho(t)\rangle \approx |\rho_0(\alpha_t)\rangle$ at $\chi = 0$. Substituting it to Eq. (21), we obtain $I_\mu(t) \approx I_\mu^{\text{Steady}}(t)$. So, we cannot obtain nonadiabatic currents $\sum_{n=1}^{\infty} I_\mu^{a(n)}(t)$. However, from the χ_μ derivative of Eq. (8), we obtain

$$I_\mu(t) \approx \lambda_0^\mu(\alpha_t) - \langle\langle l_0^\mu(\alpha_t) | \frac{d}{dt} |\rho_0(\alpha_t)\rangle\rangle. \quad (28)$$

This is equivalent to Eq. (10) for $\rho(0) = \rho_0(\alpha_0)$. Equation (28) suggests

$$I_\mu^{a(1)}(t) = -\langle\langle l_0^\mu(\alpha_t) | \frac{d}{dt} |\rho_0(\alpha_t)\rangle\rangle. \quad (29)$$

In fact, this is equivalent to $I_\mu^{a(1)}(t) = \langle\langle 1 | W_\mu(\alpha_t) | \rho^{a(1)}(t) \rangle\rangle$, namely

$$I_\mu^{a(1)}(t) = \langle\langle 1 | W_\mu(\alpha_t) \mathcal{R}(\alpha_t) \frac{d}{dt} |\rho_0(\alpha_t)\rangle\rangle, \quad (30)$$

because of

$$\langle\langle 1 | W_\mu(\alpha) \mathcal{R}(\alpha) = -\langle\langle l_0^\mu(\alpha) | + c_\mu(\alpha) \langle\langle 1 |, \quad (31)$$

which was shown by Sagawa, *et al.*⁴⁷ for a single counting field. Here, $c_\mu(\alpha)$ are constants shown in Eq. (E7). We prove Eq. (31) at Appendix E. Equation (19) and Eq. (26) are identical because of Eq. (23) and Eq. (31). In other words, in the expansion of $I_\mu(t)$ obtained from a substitution of $\rho(t) = \rho_0(\alpha_t) + \sum_{n=1}^{\infty} \rho^{a(n)}(t) \equiv \sum_{n=0}^{\infty} \rho^{a(n)}(t)$ into Eq. (19), the n th ($n = 0, 1, \dots$) order nonadiabatic solution, $\rho^{a(n)}(t)$, gives $(n+1)$ th order nonadiabatic currents $I_\mu^{a(n+1)}(t)$ because of Eq. (31). Hence the FCS-QME approach picks out one higher order nonadiabatic piece of information from the solution of the QME.

Moreover, although the BSN phase [i.e., the argument of the exponential function of Eq. (6)] is derived under the χ -adiabatic condition which makes Eqs. (6) and (7) appropriate, its origin is probably a nonadiabatic effect that comes from $\frac{\omega}{\Gamma}$, because Eq. (29) shows that the BSN phase has the information of the nonadiabatic part of the QME [$\rho^a(t) = \rho(t) - \rho_0(\alpha_t)$].

It is important to recognize the relations between the FCS-QME approach and the RT approach³⁰⁻³⁶. In the RT approach, $p_\kappa(t) = \langle\kappa | \rho(t) | \kappa\rangle$ are governed by the generalized master equation (GME)

$$\frac{d}{dt} p_\kappa(t) = \sum_\eta \int_{-\infty}^t dt' W_{\kappa\eta}(t, t') p_\eta(t'), \quad (32)$$

where $|\kappa\rangle$ are the energy eigenstates of the system Hamiltonian. The kernel $W_{\kappa\eta}(t, t')$ can include the higher order contribution of the tunneling interaction between baths and the system. In the

GME, $p_\eta(t')$ is given by $p_\eta(t) + \sum_{k=1}^{\infty} \frac{(t'-t)^k}{k!} \frac{d^k p_\eta(t)}{dt^k}$ ^{30,31}. Moreover, $W_{\kappa\eta}(t, t')$ and $p_\eta(t)$ are expanded as $W_{\kappa\eta}(t, t') = \sum_{n=0}^{\infty} \sum_{j=1}^{\infty} W_{\kappa\eta(j)}^{(n)}(t; t-t')$ and $p_\eta(t) = \sum_{n=0}^{\infty} \sum_{j=-n}^{\infty} p_{\eta(j)}^{(n)}(t)$, where $W_{\kappa\eta(j)}^{(n)}(t; t-t')$ and $p_{\eta(j)}^{(n)}(t)$ are of the order of $\omega^n \Gamma^j$. In particular, $W_{\kappa\eta(j)}^{(0)}(t; t-t') = W_{\kappa\eta(j)}^{(0)}(\alpha_t; t-t')$ is the kernel where the control parameters are fixed to α_t . Up to the second order of the tunneling interaction (in the following we consider this level of approximation), we obtain^{31,35}

$$0 = \sum_\eta K_{\kappa\eta}^{(0)}(\alpha_t) p_\eta^{(0)}(\alpha_t), \quad (33)$$

$$\frac{dp_{\kappa(-n)}^{(n)}(t)}{dt} = \sum_\eta K_{\kappa\eta}^{(0)}(\alpha_t) p_{\eta(-n-1)}^{(n+1)}(t), \quad (34)$$

for $n = 0, 1, \dots$, with

$$K_{\kappa\eta}^{(0)}(\alpha_t) = \int_{-\infty}^t dt' W_{\kappa\eta(1)}^{(0)}(\alpha_t, t-t'), \quad (35)$$

which is the instantaneous Liouvillian corresponding to our $\hat{K}(\alpha_t)$. Equation (33) is just the definition of the instantaneous steady state $p_\eta^{(0)}(\alpha_t) \equiv p_{\eta(0)}^{(0)}(t)$, which satisfies $\sum_\kappa p_\kappa^{(0)}(\alpha_t) = 1$. Additionally, $p_{\kappa(j)}^{(n)}(t)$ for $n \geq 1$ satisfies $\sum_\kappa p_{\kappa(j)}^{(n)}(t) = 0$. The conservation of the probability leads to $\sum_\kappa K_{\kappa\eta}^{(0)}(\alpha_t) = 0$, which corresponds to our $\langle\langle 1 | \hat{K}(\alpha_t) = 0$. The charge or spin current $I_\mu(t)$ is given by^{34,35}

$$I_\mu(t) = \sum_{\kappa, \eta} w_{\kappa\eta}^{[\mu]}(\alpha_t) p_\eta(t), \quad (36)$$

corresponding to our Eq. (21). $w_{\kappa\eta}^{[\mu]}(\alpha_t)$ is the instantaneous current matrix of O_μ in the present approximation, which corresponds to our $W_\mu(\alpha_t)$ and is linear in Γ . Substituting $p_\eta(t) \approx \sum_{n=0}^{\infty} p_{\eta(-n)}^{(n)}(t)$ into Eq. (36), we obtain

$$I_\mu(t) = \sum_{n=0}^{\infty} I_\mu^{(n)}(t), \quad I_\mu^{(n)}(t) = \sum_{\kappa, \eta} w_{\kappa\eta}^{[\mu]}(\alpha_t) p_{\eta(-n)}^{(n)}(t) \quad (37)$$

Equation (34) for $n = 0$ leads to³⁴

$$p_{\eta(-1)}^{(1)}(t) = \sum_\kappa R_{\eta\kappa}(\alpha_t) \frac{dp_\kappa^{(0)}(\alpha_t)}{dt}. \quad (38)$$

Here, $R_{\eta\kappa}(\alpha_t)$ is the pseudoinverse of $K_{\kappa\eta}^{(0)}(\alpha_t)$ corresponding to our $\mathcal{R}(\alpha_t)$ and it is given by³⁴

$$R_{\eta\kappa}(\alpha_t) = (\tilde{K}^{-1})_{\eta\kappa}, \quad \tilde{K}_{\eta\kappa} = K_{\eta\kappa}^{(0)} - K_{\eta\eta}^{(0)}. \quad (39)$$

Substituting Eq. (38) into Eq. (37), we obtain³⁴

$$I_\mu^{(1)}(t) = \sum_\kappa \varphi_\kappa^{[\mu]}(\alpha_t) \frac{dp_\kappa^{(0)}(\alpha_t)}{dt}, \quad (40)$$

$$\varphi_\kappa^{[\mu]}(\alpha_t) = \sum_{\zeta, \eta} w_{\zeta\eta}^{[\mu]}(\alpha_t) R_{\eta\kappa}(\alpha_t). \quad (41)$$

A similar method has been used in Ref. [30]. $\varphi_{\kappa}^{[\mu]}(\alpha_t)$ and Eq. (40) respectively correspond to our $\langle\langle 1|W_{\mu}(\alpha)\mathcal{R}(\alpha)\rangle\rangle$ and Eq. (30). Moreover, Eq. (34) for arbitrary n leads to

$$p_{\eta(-n-1)}^{(n+1)}(t) = \sum_{\kappa} R_{\eta\kappa}(\alpha_t) \frac{dp_{\kappa(-n)}^{(n)}(t)}{dt}, \quad (42)$$

which corresponds to our Eq. (25). Because of these relations, the RT approach is equivalent to the FCS-QME approach in the calculation up to the second order of the tunneling interaction. Additionally, we discuss corrections due to the nonadiabatic effect of the FCS-QME in Appendix D. The first equation of Eq. (D6) is consistent with $p_{\eta(0)}^{(1)}(t) = \mathcal{O}(\omega\tau_B)$, which can be derived from Ref. [31]. Here, τ_B is the relaxation time of the baths.

In this section, we proved the equivalence between Eq. (19) and Eq. (26) using a key relation Eq. (31) and showed the origin of the BSN phase is a nonadiabatic effect, and connected the FCS-QME approach and the RT approach³⁴. These are among the most important results of this paper.

III. MODEL

We consider quantum dots (QDs) (denoted by a symbol S) weakly coupled to two leads. The total Hamiltonian is $H_{\text{tot}}(t) = H_S(t) + \sum_{b=L,R} [H_b(t) + H_{Sb}(t)]$. Here, $H_S(t)$ is the system (QDs) Hamiltonian, $H_b(t)$ is the Hamiltonian of lead $b = L, R$, and $H_{Sb}(t)$ is the tunneling interaction Hamiltonian between S and lead b . To observe the spin effects, we suppose that the leads and the system are applied to collinear magnetic fields with different amplitudes, which relate to spins through the Zeeman effect. The leads are noninteracting:

$$H_b(t) = \sum_{k,\sigma} (\varepsilon_{bk} + \sigma g_b B_b(t)) c_{bk\sigma}^{\dagger} c_{bk\sigma}. \quad (43)$$

Here, $\sigma = \uparrow, \downarrow = \pm 1$ is spin label, $g_b = \frac{1}{2}\mu_B g_b^*$ where g_b^* is the g -factor of lead b , μ_B is the Bohr magneton and $B_b(t)$ is the strength of the magnetic field of lead b . $c_{bk\sigma}^{\dagger}$ ($c_{bk\sigma}$) is the creation (annihilation) operator of an electron with spin σ and momentum k in lead b . The system Hamiltonian is

$$H_S(t) = \sum_{n,m,s,s'} \varepsilon_{ns,ms'}(B_S(t)) a_{ns}^{\dagger} a_{ms'} + H_{\text{Coulomb}}, \quad (44)$$

where a_{ns}^{\dagger} is the creation operator of an electron with orbital n and spin s . $\varepsilon_{ns,ms'}(B_S(t))$ means the energy of the electron for $n = m, s = s'$ and the tunneling amplitude between orbitals for $(n, s) \neq (m, s')$ which depends on the magnetic field of the system. H_{Coulomb} denotes Coulomb interaction. The tunneling interaction Hamiltonian is

$$H_{Sb}(t) = \sum_{k,\sigma,n,s} \sqrt{\Delta_b(t)} v_{bk\sigma,ns} a_{ns}^{\dagger} c_{bk\sigma} + \text{h.c.}, \quad (45)$$

where $\Delta_b(t)$ is a dimensionless parameter, and $v_{bk\sigma,ns}$ is the tunneling amplitude.

We assume $B_S, B_{L/R}$ and $\Delta_{L/R}$ are control parameters (denoted $\alpha' = \{B_S, B_{L/R}, \Delta_{L/R}\}$) and are called the dynamic parameters. The thermodynamic parameters (the chemical potentials and inverse temperatures of leads, $\{\mu_b\}$ and $\{\beta_b\}$) are also considered as control parameters in §IV B and §V B. We denote $\alpha'' = \{\beta_b, \mu_b\}_{b=L,R}$ and $\alpha = \alpha' + \alpha''$. Yuge *et al.*⁴³ chose the set of control parameters as only α'' . However we are interested in α' for the reason explained in §IV B.

We choose the measured observables $\{O_{\mu}\} = \{N_{b\sigma}\}_{\sigma=\uparrow,\downarrow}^{b=L,R}$ with $N_{b\sigma} = \sum_k c_{bk\sigma}^{\dagger} c_{bk\sigma}$. The pumped charge (spin) of lead b is given by $\langle\Delta N_{b\uparrow}\rangle \pm \langle\Delta N_{b\downarrow}\rangle$. $\langle\Delta N_{b\sigma}\rangle$ are calculated by Eq. (12). In fact, what we call the pumped charge, $\langle\Delta N_{b\uparrow}\rangle + \langle\Delta N_{b\downarrow}\rangle$, is the pumped electron number (actual pumped charge is given by $-e[\langle\Delta N_{b\uparrow}\rangle + \langle\Delta N_{b\downarrow}\rangle]$, where $e (> 0)$ is the elementary charge).

In §IV C and §V we consider a one level system

$$H_S(t) = \sum_{s=\uparrow,\downarrow} \omega_s(B_S(t)) a_s^{\dagger} a_s + U a_{\uparrow}^{\dagger} a_{\uparrow} a_{\downarrow}^{\dagger} a_{\downarrow}, \quad (46)$$

as a special model of Eq. (44). Here, $s = \uparrow, \downarrow = \pm 1$, $\omega_s(B_S) = \omega_0 + s g_S B_S$ with ω_0 the electron energy at $B_S = 0$, and $g_S = \frac{1}{2}\mu_B g_S^*$ where g_S^* is the g factor of the QD.

In the following, we apply the FCS-QME with rotating wave approximation (RWA) explained in Appendix B.

IV. NON-INTERACTING SYSTEM

In this section, we consider a noninteracting system ($H_{\text{Coulomb}} = 0$). The system Hamiltonian Eq. (44) can be diagonalized

$$H_S = \sum_{i=1}^{2N} \tilde{\omega}_i b_i^{\dagger} b_i, \quad (47)$$

by a unitary transform $a_{ns} = \sum_{i=1}^{2N} U_{ns,i} b_i$. The tunneling interaction Hamiltonian Eq. (45) is

$$H_{Sb} = \sum_{k,\sigma,i} W_{bk\sigma,i} b_i^{\dagger} c_{bk\sigma} + \text{h.c.}, \quad (48)$$

with $W_{bk\sigma,i} = \sum_{n,s} \sqrt{\Delta_b} v_{bk\sigma,ns} U_{ns,i}^*$.

In §IV A, the Liouvillian and its instantaneous steady state are explained. In §IV B, we consider the contribution of Eq. (13) and show that this cannot be neglected in general if the chemical potentials and the temperatures are not fixed. In §IV C, we calculate the BSN curvatures for two combinations of modulated control parameters (B_L, B_S) and (Δ_L, B_S).

A. Liouvillian

The Liouvillian in the RWA is given by

$$\hat{K}^\chi(\alpha) = \sum_{i=1}^{2N} \hat{K}_i^\chi(\alpha), \quad (49)$$

$$\hat{K}_i^\chi(\alpha) \bullet = -i[\tilde{\omega}_i b_i^\dagger b_i, \bullet] + \hat{\Pi}_i^\Phi(\chi, \alpha) \bullet + \hat{\Pi}_i^\Psi(\alpha) \bullet, \quad (50)$$

if $\{\tilde{\omega}_i\}$ are not degenerated. Here, superoperators $\hat{\Pi}_i^\Phi(\chi, \alpha)$ and $\hat{\Pi}_i^\Psi(\alpha)$ operate to an arbitrary operator \bullet as

$$\begin{aligned} \hat{\Pi}_i^\Phi(\chi, \alpha) \bullet &= \sum_b \left\{ \Phi_{b,i}^{+, \chi} b_i^\dagger \bullet b_i - \frac{1}{2} \Phi_{b,i}^+ \bullet b_i b_i^\dagger - \frac{1}{2} \Phi_{b,i}^+ b_i b_i^\dagger \bullet \right. \\ &\quad \left. + \Phi_{b,i}^{-, \chi} b_i \bullet b_i^\dagger - \frac{1}{2} \Phi_{b,i}^- \bullet b_i^\dagger b_i - \frac{1}{2} \Phi_{b,i}^- b_i^\dagger b_i \bullet \right\}, \quad (51) \end{aligned}$$

$$\hat{\Pi}_i^\Psi(\alpha) \bullet = i[\Omega_i(\alpha) b_i^\dagger b_i, \bullet], \quad (52)$$

with

$$\begin{aligned} \Phi_{b,i}^{\pm, \chi} &= 2\pi \sum_{k, \sigma} |W_{bk\sigma, i}|^2 f_b^\pm(\tilde{\omega}_i) e^{\mp i \chi b \sigma} \\ &\quad \times \delta(\varepsilon_{bk} + \sigma g_b B_b - \tilde{\omega}_i), \quad (53) \end{aligned}$$

$$\Psi_{b,i}^\pm = 2 \sum_{k, \sigma} |W_{bk\sigma, i}|^2 f_b^\pm(\tilde{\omega}_i) \mathcal{P} \frac{1}{\varepsilon_{bk} + \sigma g_b B_b - \tilde{\omega}_i}, \quad (54)$$

and $\Omega_i(\alpha) = \frac{1}{2} \sum_b (\Psi_{b,i}^- + \Psi_{b,i}^+)$. Here, $f_b^+(\omega) = [e^{\beta b(\omega - \mu_b)} + 1]^{-1}$ is the Fermi distribution function, $f_b^-(\omega) = 1 - f_b^+(\omega)$, $\chi_{b\sigma}$ is the counting field for $N_{b\sigma}$ and \mathcal{P} denotes the Cauchy principal value. The matrix representation of $\hat{K}_i^\chi(\alpha)$ (see Appendix A) by the number states of $b_i^\dagger b_i$ ($|0\rangle_i$ and $|1\rangle_i$) is a 4×4 matrix which is block diagonalized to $\{|0\rangle_{ii}\langle 0|, |1\rangle_{ii}\langle 1|\}$ space and $\{|0\rangle_{ii}\langle 1|, |1\rangle_{ii}\langle 0|\}$ space. The $\{|0\rangle_{ii}\langle 0|, |1\rangle_{ii}\langle 1|\}$ part is given by

$$K_i^\chi(\alpha) = \begin{pmatrix} -\Phi_i^{+, \chi} & \Phi_i^{-, \chi} \\ \Phi_i^{+, \chi} & -\Phi_i^{-, \chi} \end{pmatrix} \begin{matrix} |00\rangle_i \\ |11\rangle_i \end{matrix}, \quad (55)$$

with $\Phi_i^{\pm, \chi} = \sum_b \Phi_{b,i}^{\pm, \chi}$. $\{|0\rangle_{ii}\langle 1|, |1\rangle_{ii}\langle 0|\}$ part does not relate to the instantaneous steady state of $\hat{K}_i^\chi(\alpha)$. The eigenvalue of the instantaneous steady state of $\hat{K}_i^\chi(\alpha)$ is given by

$$\lambda_{i,0}^\chi(\alpha) = -\frac{\Phi_i^+(\alpha) + \Phi_i^-(\alpha)}{2} + \sqrt{D_i^\chi(\alpha)}, \quad (56)$$

with $D_i^\chi(\alpha) = [\Phi_i^+ + \Phi_i^-]^2/4 - [\Phi_i^+ \Phi_i^- - \Phi_i^{-, \chi} \Phi_i^{+, \chi}]$. The corresponding left and right eigenvectors are $|\rho_{i,0}^\chi(\alpha)\rangle\rangle = C_i^\chi(\alpha)|00\rangle_i + E_i^\chi(\alpha)|11\rangle_i$ and $\langle\langle l_{i,0}^\chi(\alpha) = {}_i\langle\langle 00| + v_i^\chi(\alpha) \langle\langle 11|$ with $C_i^\chi(\alpha) = \frac{\Phi_i^{-, \chi} \Phi_i^{+, \chi}}{[\lambda_{i,0}^\chi(\alpha) + \Phi_i^+]^2 + \Phi_i^{-, \chi} \Phi_i^{+, \chi}}$, $E_i^\chi(\alpha) = \frac{\Phi_i^{+, \chi} (\lambda_{i,0}^\chi(\alpha) + \Phi_i^+)}{[\lambda_{i,0}^\chi(\alpha) + \Phi_i^+]^2 + \Phi_i^{-, \chi} \Phi_i^{+, \chi}}$, and

$$v_i^\chi(\alpha) = \frac{\Phi_i^+ - \Phi_i^- + 2\sqrt{D_i^\chi(\alpha)}}{2\Phi_i^{+, \chi}}. \quad (57)$$

At $\chi_{b\sigma} = 0$, $E_i^\chi(\alpha)$ becomes $E_i(\alpha) = \frac{\Phi_i^+}{\Phi_i^+ + \Phi_i^-}$ and $C_i^\chi(\alpha)$ becomes $C_i(\alpha) = 1 - E_i(\alpha)$.

B. Instantaneous steady currents

The instantaneous steady current is given by $I_{b\sigma}^{\text{Steady}}(\alpha) = \frac{\partial \lambda_0^\chi(\alpha)}{\partial (i \chi_{b\sigma})} \Big|_{\chi=0}$. In the noninteracting system, $\lambda_0^\chi(\alpha)$ is $\sum_i \lambda_{i,0}^\chi(\alpha)$ and it leads to $I_{b\sigma}^{\text{Steady}}(\alpha) = \sum_i I_{i,b\sigma}^{\text{Steady}}(\alpha)$. Here, $I_{i,b\sigma}^{\text{Steady}}(\alpha) = \frac{\partial \lambda_{0,i}^\chi(\alpha)}{\partial (i \chi_{b\sigma})} \Big|_{\chi=0}$ are calculated from Eq. (56) as

$$I_{i,L\sigma}^{\text{Steady}}(\alpha) = \frac{\Gamma_{L\sigma,i} \Gamma_{R,i} (f_R(\tilde{\omega}_i) - f_L(\tilde{\omega}_i))}{\Gamma_i}, \quad (58)$$

with $\Gamma_{b\sigma,i} = 2\pi \sum_k |W_{bk\sigma,i}|^2 \delta(\varepsilon_{bk} + \sigma g_b B_b - \tilde{\omega}_i)$, $\Gamma_{b,i} = \sum_\sigma \Gamma_{b\sigma,i}$, and $\Gamma_i = \sum_b \Gamma_{b,i}$. $I_{i,L\sigma}^{\text{Steady}}(\alpha)$ vanishes at zero bias ($\beta_L = \beta_R$, $\mu_L = \mu_R$). Let us consider the modulation of only the thermodynamic parameters ($\alpha'' = \{\mu_b, \beta_b\}_{b=L,R}$) similar to Refs. [43,52,53,57]. The factor depending on α'' of $I_{i,b\sigma}^{\text{Steady}}(\alpha)$ is $(f_{\beta_R(t), \mu_R(t)}(\tilde{\omega}_i) - f_{\beta_L(t), \mu_L(t)}(\tilde{\omega}_i))$ with $f_{\beta, \mu}(\omega) = [e^{\beta(\omega - \mu)} + 1]^{-1}$. Hence

$$\begin{aligned} \langle \Delta N_{b\sigma} \rangle_\tau^{\text{Steady}} &= \sum_i \frac{\Gamma_{L\sigma,i} \Gamma_{R,i}}{\Gamma_i} \\ &\quad \times \int_0^\tau dt [f_{\beta_R(t), \mu_R(t)}(\tilde{\omega}_i) - f_{\beta_L(t), \mu_L(t)}(\tilde{\omega}_i)] \quad (59) \end{aligned}$$

is generally nonzero and is much larger than $\langle \Delta N_{b\sigma} \rangle_S^{\text{Berry}}$ because the period τ is large for adiabatic pumps. Similarly, we can show that $\langle \Delta N_{b\sigma} \rangle_\tau^{\text{Steady}}$ is generally nonzero for interacting system (§V B). Reference [53] considered special modulations of only thermodynamic parameters which satisfy $\langle \Delta N_{b\sigma} \rangle_\tau^{\text{Steady}} = 0$. In fact, the instantaneous steady currents are always zero for arbitrary modulations of only the dynamics parameters at zero bias.

The pumped charge and spin due to the instantaneous steady currents (backgrounds) are generally nonzero even if the time averages of the bias are zero. References [33,34] chose $V = \mu_L - \mu_R$ as one of the modulating parameters and considered a pumping such that $\frac{1}{\tau} \int_0^\tau dt V(t) = 0$ and $\langle \Delta N_{b\sigma} \rangle_\tau^{\text{Steady}} \neq 0$. In such pumping, the (thermal or voltage) bias is effectively nonzero.

Even if the backgrounds do not vanish, one can detect the BSN curvatures by subtracting the backgrounds by using zero-frequency measurements or by lock-in measurements. However, if one wants to apply the adiabatic pump to the current standard^{12,13}, the instantaneous steady currents should be zero at all times because the backgrounds are sensitive to the velocity of the modulation of the control parameters and its trajectory. In contrast, the pumped charge and spin due to the BSN curvatures are robust against the modulation of the velocity and the trajectory. Hence, if one wants to directly apply the BSN curvatures to, for instance, the current standard, one should fix the thermodynamic parameters at zero bias.

C. BSN curvatures

In the following, we consider one level system of which the Hamiltonian is Eq. (46) at $U = 0$. The instantaneous steady state is given by $|\rho_0^X(\alpha)\rangle\rangle = \otimes_{s=\uparrow,\downarrow} |\rho_{s,0}^X(\alpha)\rangle\rangle$ because the Liouvillian is described by a summation ($\hat{K}^X = \sum_{s=\uparrow,\downarrow} \hat{K}_s^X$). Similarly, the corresponding left eigenvalue is given by $\langle\langle l_0^X(\alpha) | = \otimes_{s=\uparrow,\downarrow} \langle\langle l_{s,0}^X(\alpha) |$. The BSN vectors Eq. (11) are given by

$$A_n^{b\sigma}(\alpha) = \sum_{s=\uparrow,\downarrow} v_s^{b\sigma}(\alpha') \frac{\partial E_s(\alpha)}{\partial \alpha^n}, \quad (60)$$

where

$$v_s^{b\sigma}(\alpha') = \left. \frac{\partial v_s^X(\alpha)}{\partial (i\chi_{b\sigma})} \right|_{\chi=0} = \frac{\Gamma_{b\sigma,s}}{\Gamma_s}, \quad (61)$$

with

$$\Gamma_{b\sigma,s}(\alpha') = 2\pi\Delta_b \sum_k |v_{bk\sigma,s}|^2 \times \delta(\varepsilon_{bk} + \sigma g_b B_b - \omega_0 - s g_S B_S). \quad (62)$$

$v_s^{b\sigma}(\alpha')$ dose not depend on α'' . Equation (60) leads to an expression of the BSN curvatures

$$F_{mn}^{b\sigma}(\alpha) = \sum_{s=\uparrow,\downarrow} \left[\frac{\partial v_s^{b\sigma}(\alpha')}{\partial \alpha^m} \frac{\partial E_s(\alpha)}{\partial \alpha^n} - (m \leftrightarrow n) \right]. \quad (63)$$

We emphasize that Eq. (63) is consistent with the results of Refs. [33,34,43], which showed that the pumped charge (and also spin in Ref. [34]) vanishes at the non-interacting limit in these settings. The set of control parameters α was α'' (for Ref. [43]) and $\{\omega_0, V = \mu_L - \mu_R\}$ (for Refs. [33,34]). If α^m or α^n is an element of α'' , $F_{mn}^{b\sigma}(\alpha)$ is consistently zero. In Refs. [33,34], the linewidth functions were energy-independent, namely $\Gamma_{b\sigma,s}(\alpha') = \delta_{\sigma,s} \Gamma_b = \text{constant}$. Hence $\frac{\partial \Gamma_{b\sigma,s}(\alpha')}{\partial \omega_0} = 0 = \frac{\partial \Gamma_{b\sigma,s}(\alpha')}{\partial V}$ and $F_{\omega_0, V}^{b\sigma}(\alpha) = 0$ hold consistently.

To calculate $F_{mn}^{b\sigma}(\alpha)$, we need to assume the energy dependences of $\Gamma_{b\sigma,s}$. For the simplicity, we assume that

$$\begin{aligned} \Gamma_{b\sigma,s} &= \delta_{\sigma,s} [\Gamma_b + \Gamma'_b \cdot (s g_S B_S - \sigma g_b B_b)] \\ &= \delta_{\sigma,s} \Delta_b [\gamma_b + \gamma'_b \cdot (s g_S B_S - \sigma g_b B_b)], \end{aligned} \quad (64)$$

where Γ'_b are energy differential coefficients of linewidth functions at $B_b = B_S = 0$. Namely, we disregard spin flips induced by tunneling between the QD and the leads. Equation (64) is always appropriate when $|\Gamma'_b (g_S B_S - g_b B_b)| \ll \Gamma_b$ is satisfied. Additionally, we fix α'' to zero bias ($\beta_b = \beta$, $\mu_b = \mu$), in which $E_s(\alpha)$ is given by $E_s(\alpha) = f(\omega_0 + s g_S B_S)$ with $f(\omega) = [e^{\beta(\omega - \mu)} + 1]^{-1}$. In this condition, $(\alpha^m, \alpha^n) = (B_L, B_S), (\Delta_L, B_S)$ components of the charge and spin BSN curvatures of lead L are

$$\begin{aligned} F_{B_L, B_S}^{L\uparrow} \pm F_{B_L, B_S}^{L\downarrow} &= -g_S g_L \Gamma'_L [f'(\omega_0 + g_S B_S) \pm f'(\omega_0 - g_S B_S)] \frac{\Gamma_R}{\Gamma_{\text{tot}}^2} \\ &\quad + g_S g_L \Gamma'_L [f'(\omega_0 + g_S B_S) \mp f'(\omega_0 - g_S B_S)] \\ &\quad \times \left(\Gamma'_L (g_S B_S - g_L B_L) \frac{2\Gamma_R}{\Gamma_{\text{tot}}^3} + \Gamma'_R (g_S B_S - g_R B_R) \frac{\Gamma_R - \Gamma_L}{\Gamma_{\text{tot}}^3} \right), \end{aligned} \quad (65)$$

$$\begin{aligned} F_{\Delta_L, B_S}^{L\uparrow} \pm F_{\Delta_L, B_S}^{L\downarrow} &= g_S [f'(\omega_0 + g_S B_S) \mp f'(\omega_0 - g_S B_S)] \frac{\gamma_L \gamma_R \Delta_R}{(\gamma_L \Delta_L + \gamma_R \Delta_R)^2} \\ &\quad + g_S [f'(\omega_0 + g_S B_S) \pm f'(\omega_0 - g_S B_S)] \gamma'_L (g_S B_S - g_L B_L) \frac{\gamma_R \Delta_R - \gamma_L \Delta_L}{(\gamma_L \Delta_L + \gamma_R \Delta_R)^2}. \end{aligned} \quad (66)$$

Here $f'(\omega) = \frac{\partial f(\omega)}{\partial \omega}$ and $\Gamma_{\text{tot}} = \Gamma_L + \Gamma_R$. The pumped charge (spin) induced by a slow cycle modulation of (α^n, B_S) ($\alpha^n = B_L, \Delta_L$) are given by

$$\begin{aligned} \langle \Delta N_{L\uparrow} \rangle \pm \langle \Delta N_{L\downarrow} \rangle \\ = - \int_{S^n} d\alpha^n d B_S (F_{\alpha^n, B_S}^{L\uparrow} \pm F_{\alpha^n, B_S}^{L\downarrow}), \end{aligned} \quad (67)$$

where S^n are areas enclosed by the trajectories of (α^n, B_S) . $F_{\alpha^n, B_S}^{L\uparrow} \pm F_{\alpha^n, B_S}^{L\downarrow}$ ($\alpha^n = B_L, \Delta_L$) are invariant under the transformation $\gamma_b \rightarrow c\gamma$, $\gamma'_b \rightarrow c\gamma'_b$ (for any $c > 0$). Hence relevant quantities are $\gamma'_b / \Gamma_{\text{tot}}$. The coupling strength Γ_{tot} itself is not important. $F_{B_L, B_S}^{L\uparrow} \pm F_{B_L, B_S}^{L\downarrow}$

are proportional to $g_S g_L$ and $F_{\Delta_L, B_S}^{L\uparrow} \pm F_{\Delta_L, B_S}^{L\downarrow}$ are proportional to g_S . The first terms of the right side of Eq. (65) and Eq. (66) are dominant terms. In the limit $\gamma'_L \rightarrow 0$, $F_{B_L, B_S}^{L\uparrow} \pm F_{B_L, B_S}^{L\downarrow}$ and the second term of Eq. (66) vanish; however, the dominant term of Eq. (66) remains. At $\omega_0 = \mu$, $f'(\omega_0 + g_S B_S) - f'(\omega_0 - g_S B_S)$ vanish. Hence, at $\omega_0 = \mu$, the dominant terms of the spin BSN curvature of (B_L, B_S) pump and the charge BSN of (Δ_L, B_S) pump vanish. The contour plots of these BSN curvatures are shown in Figs. 1(a) and 1(b) and Figs. 2(a) and 2(b). The details are explained in §VC.

It is important to remark that $(\alpha^m, \alpha^n) =$

$(B_L, B_R), (\Delta_L, \Delta_R)$ components of the charge and spin BSN curvatures are zero at zero bias because, in Eq. (63), $E_s(\alpha) = f(\omega_0 + sg_S B_S)$ are independent of $B_{L/R}$ and $\Delta_{L/R}$.

V. INTERACTING SYSTEM

In this section, we study the interacting system Eq. (46). First, we explain the Liouvillian for $0 \leq U \leq \infty$ (§VA). Next, the instantaneous steady charge and spin currents are calculated at $U = \infty$ (§VB). In §VC, we confirm the consistency between our results and Ref. [34] for $0 \leq U \leq \infty$. Finally, the BSN curvatures corresponding to Eq. (65) and Eq. (66) are calculated at $U = \infty$

$$K^\chi(\alpha) = \begin{pmatrix} -[\Phi_\uparrow^+ + \Phi_\downarrow^+] & \Phi_\uparrow^{-,\chi} & \Phi_\downarrow^{-,\chi} & 0 \\ \Phi_\uparrow^{+,\chi} & -[\Phi_\uparrow^- + \phi_\downarrow^+] & 0 & 0 \\ \Phi_\downarrow^{+,\chi} & 0 & \phi_\uparrow^{-,\chi} & 0 \\ 0 & \phi_\downarrow^{+,\chi} & -[\phi_\uparrow^- + \phi_\downarrow^-] & 0 \end{pmatrix} \begin{pmatrix} |0000\rangle \\ |1010\rangle \\ |0101\rangle \\ |1111\rangle \end{pmatrix}, \quad (68)$$

with

$$\begin{aligned} \phi_{b,s}^{\pm,\chi} &= 2\pi\Delta_b \sum_{k,\sigma} |v_{bk\sigma,s}|^2 f_b^\pm(\omega_0 + sg_S B_S + U) \\ &\times e^{\mp i\chi b\sigma} \delta(\varepsilon_{bk} + \sigma g_b B_b - \omega_0 - sg_S B_S - U), \end{aligned} \quad (69)$$

and $\Phi_{b,s}^{\pm,\chi} = \phi_{b,s}^{\pm,\chi}|_{U=0}$. The off-diagonal block is a (12×12) -diagonal matrix, which does not relate to the instantaneous steady state. At $U = 0$, $K^\chi(\alpha)$ becomes $K_\uparrow^\chi(\alpha) \otimes 1_\downarrow + 1_\uparrow \otimes K_\downarrow^\chi(\alpha)$, where $K_s^\chi(\alpha)$ ($s = \uparrow, \downarrow$) are given by Eq. (55) and 1_s are identity matrices. In the opposite limit $U \rightarrow \infty$, $K^\chi(\alpha)$ reduces to

$$K^{\chi(\infty)}(\alpha) = \begin{pmatrix} -[\Phi_\uparrow^+ + \Phi_\downarrow^+] & \Phi_\uparrow^{-,\chi} & \Phi_\downarrow^{-,\chi} \\ \Phi_\uparrow^{+,\chi} & -\Phi_\uparrow^- & 0 \\ \Phi_\downarrow^{+,\chi} & 0 & -\Phi_\downarrow^- \end{pmatrix} \begin{pmatrix} |0000\rangle \\ |1010\rangle \\ |0101\rangle \end{pmatrix} \quad (70)$$

because the density of state of both leads vanishes at high energy ($\phi_s^\pm \rightarrow 0$).

B. Instantaneous steady currents

In this section, we set $U = \infty$. The characteristic polynomial of $K^{\chi(\infty)}$ is denoted as $C_3(\chi, \lambda) = \det(K^{\chi(\infty)} - \lambda) = \sum_{n=0}^2 C_n(\chi)\lambda^n - \lambda^3$. Because of $C_0(0) = 0$, $\lambda = 0$ is one of the solutions at $\chi = 0$. Now we set $\chi_{b\sigma}$ as infinitesimal and other counting fields are zero. Then, the eigenvalue corresponding to the instantaneous steady state is given by $\lambda = \lambda_0(\chi) = i\chi_{b\sigma} \cdot I_{b\sigma}^{\text{Steady}} + \mathcal{O}(\chi_{b\sigma}^2)$. It

and differences of the results between $U = 0$ and $U = \infty$ are discussed.

A. Liouvillian

We explain the Liouvillian for $k_B T > \Gamma$, in which the Born-Markov approximation is appropriate. The matrix representation of the Liouvillian of RWA by the number states $\{|n_\uparrow n_\downarrow\rangle\}$ ($n_s = 0, 1$ are the numbers of an electron with spin $s = \uparrow, \downarrow$) is a 16×16 matrix which is block diagonalized to the ‘‘diagonal’’ space (spanned by $\{|n_\uparrow n_\downarrow\rangle\langle n_\uparrow n_\downarrow|\}_{n_\uparrow, n_\downarrow=0,1}$) and the ‘‘off-diagonal’’ space (spanned by $\{|n_\uparrow n_\downarrow\rangle\langle m_\uparrow m_\downarrow|\}_{(n_\uparrow, n_\downarrow) \neq (m_\uparrow, m_\downarrow)}$). The ‘‘diagonal’’ block is given by

leads to $0 = C_3(\chi, \lambda_0(\chi)) = C_1(0)i\chi_{b\sigma}I_{b\sigma}^{\text{Steady}} + i\chi_{b\sigma}C_0^{b\sigma}$ with $C_0^{b\sigma} = \frac{\partial C_0(\chi)}{\partial(i\chi_{b\sigma})}|_{\chi=0}$, and we obtain

$$I_{b\sigma}^{\text{Steady}} = -\frac{C_0^{b\sigma}}{C_1(0)}, \quad (71)$$

with $C_1(0) = -[\Phi_\uparrow^+ \Phi_\downarrow^- + \Phi_\uparrow^- \Phi_\downarrow^+ + \Phi_\uparrow^- \Phi_\downarrow^-]$. From $C_0(\chi) = -[\Phi_\uparrow^+ + \Phi_\downarrow^+]\Phi_\uparrow^- \Phi_\downarrow^- + \Phi_\downarrow^{-,\chi} \Phi_\uparrow^- \Phi_\downarrow^{+,\chi} + \Phi_\downarrow^- \Phi_\uparrow^{-,\chi} \Phi_\downarrow^{+,\chi}$, we have

$$I_{L\sigma}^{\text{Steady}}(\alpha) = \frac{\sum_{s=\uparrow,\downarrow} \Phi_{-s}^- \Gamma_{L\sigma,s} \Gamma_{R,s}(f_{R,s} - f_{L,s})}{\Phi_\uparrow^+ \Phi_\downarrow^- + \Phi_\uparrow^- \Phi_\downarrow^+ + \Phi_\uparrow^- \Phi_\downarrow^-}, \quad (72)$$

where Φ_{-s}^- ($s = \uparrow, \downarrow$) describes Φ_\downarrow^- for $s = \uparrow$ and Φ_\uparrow^- for $s = \downarrow$. At zero bias, the instantaneous steady currents vanish. Similar to §IV B, $\langle \Delta N_{b\sigma} \rangle_\tau^{\text{Steady}}$ are generally nonzero when α'' is not fixed at zero bias.

C. BSN curvatures

The instantaneous steady state $\rho_0(\alpha)$ and corresponding left eigenvector $l_0^X(\alpha)$ are written as $\rho_0 = \rho_0|00\rangle\langle 00| + \rho_\uparrow|10\rangle\langle 10| + \rho_\downarrow|01\rangle\langle 01| + \rho_2|11\rangle\langle 11|$ and $l_0^X = |00\rangle\langle 00| + l_\uparrow^X|10\rangle\langle 10| + l_\downarrow^X|01\rangle\langle 01| + l_2^X|11\rangle\langle 11|$. The BSN vectors are given by

$$A_n^{b\sigma}(\alpha) = \sum_{c=\uparrow,\downarrow,2} l_c^{b\sigma}(\alpha) \frac{\partial \rho_c(\alpha)}{\partial \alpha^n}, \quad (73)$$

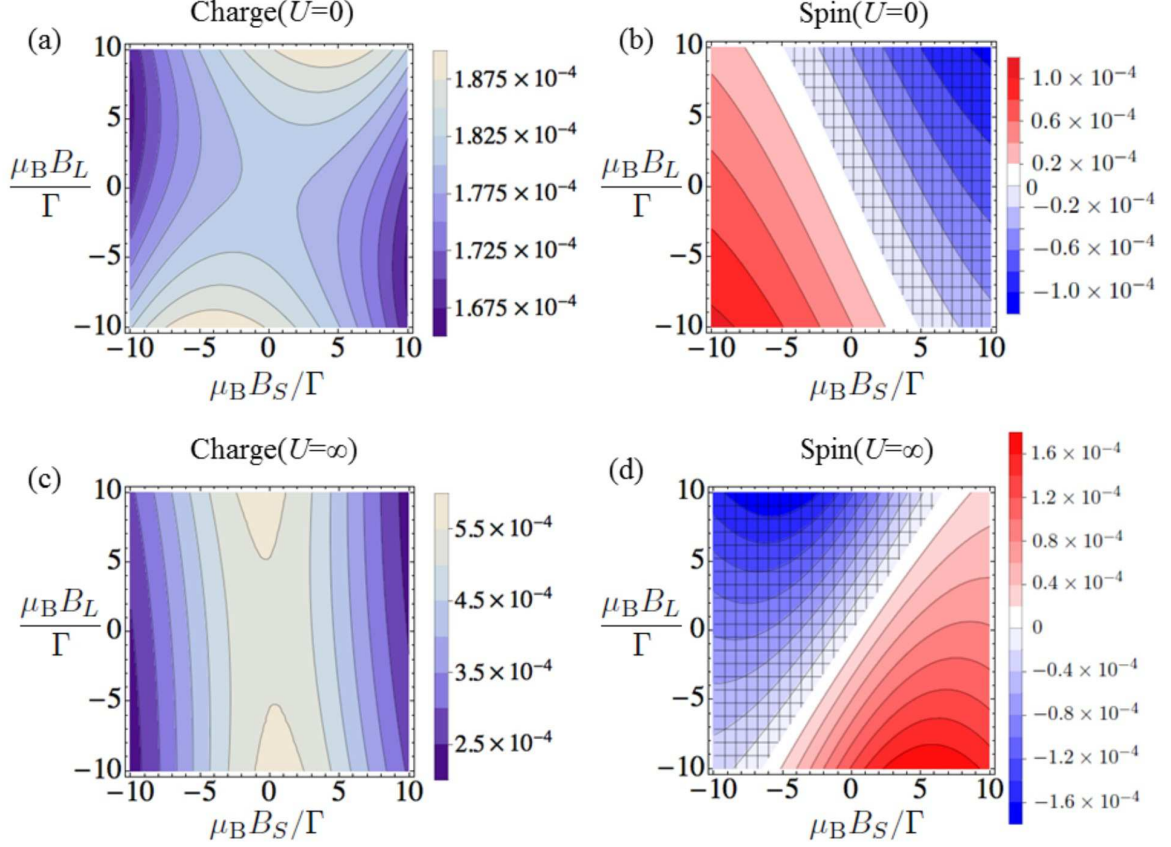


FIG. 1: (Color online)(a) BSN curvature of charge of (B_L, B_S) pump, $[F_{B_L, B_S}^{L\uparrow} + F_{B_L, B_S}^{L\downarrow}]/(\frac{\mu_B}{\Gamma})^2$ at $U = 0$, (b) the BSN curvature of spin, $[F_{B_L, B_S}^{L\uparrow} - F_{B_L, B_S}^{L\downarrow}]/(\frac{\mu_B}{\Gamma})^2$ at $U = 0$, (c) $[F_{B_L, B_S}^{L\uparrow} + F_{B_L, B_S}^{L\downarrow}]/(\frac{\mu_B}{\Gamma})^2$ at $U = \infty$, and (d) $[F_{B_L, B_S}^{L\uparrow} - F_{B_L, B_S}^{L\downarrow}]/(\frac{\mu_B}{\Gamma})^2$ at $U = \infty$. The values of the parameters used for these plots are $\Gamma_L = \Gamma_R = \Gamma$, $\Gamma'_L = \Gamma'_R = 0.1$, $\beta = 0.5/\Gamma$, $\omega_0 = \mu - 3\Gamma$, and $B_R = 0$, and all g factors (g_L^* , g_R^* , g_S^*) are -0.44 (bulk GaAs). The hatched areas of (b),(d) denote negative value.

where $l_c^{b\sigma}(\alpha) = \frac{\partial[l_c^{b\sigma}(\alpha)]^*}{\partial(i\chi_{b\sigma})} \Big|_{\chi=0}$. It leads to the BSN curvatures

$$F_{mn}^{b\sigma}(\alpha) = \sum_{c=\uparrow, \downarrow, 2} \frac{\partial l_c^{b\sigma}(\alpha)}{\partial \alpha^m} \frac{\partial \rho_c(\alpha)}{\partial \alpha^n} - (m \leftrightarrow n). \quad (74)$$

We confirmed the consistency between our results and Ref. [34], which studied the similar system for $0 \leq U \leq \infty$ using the wideband limit. As we explained at §II B, $\varphi_c^{[\mu]}(\alpha)$ of Eq. (41) corresponds to $-\langle l_c^\mu(\alpha) \rangle$, namely $-l_c^{b\sigma}(\alpha)$. In the condition of the wideband limit [i.e., Eq. (64) with $\Gamma'_b = 0$], we calculated $l_c^{b\sigma}(\alpha)$ ($c = \uparrow, \downarrow, 2$) for $0 \leq U \leq \infty$ and confirmed numerically the correspondence between $\varphi_c^{[\mu]}(\alpha)$ ($c = \uparrow, \downarrow, 2$) and $-[l_c^{b\uparrow}(\alpha) \pm l_c^{b\downarrow}(\alpha)]$ for the charge and spin pump.

Particularly, in the limit $U \rightarrow \infty$, ρ_2 vanishes and $F_{mn}^{b\sigma}(\alpha)$ reduces to

$$F_{mn}^{b\sigma(\infty)}(\alpha) = \sum_{s=\uparrow, \downarrow} \frac{\partial l_s^{b\sigma(\infty)}(\alpha)}{\partial \alpha^m} \frac{\partial \rho_s^{(\infty)}(\alpha)}{\partial \alpha^n} - (m \leftrightarrow n) \quad (75)$$

where $\rho_s^{(\infty)}(\alpha)$ and $l_s^{b\sigma(\infty)}(\alpha)$ are the limits $U \rightarrow \infty$ of $\rho_s(\alpha)$ and $l_s^{b\sigma}(\alpha)$, respectively. From Eq. (70) we obtain

$$\rho_s^{(\infty)}(\alpha) = \frac{\Phi_s^+ \Phi_s^-}{\Phi_\uparrow^- \Phi_\downarrow^- + \Phi_\uparrow^+ \Phi_\downarrow^+ + \Phi_\uparrow^+ \Phi_\downarrow^-}, \quad (76)$$

$$\{l_s^{(\infty)}(\alpha)\}^* = \frac{\Phi_s^-, \chi}{\Phi_s^- + \lambda_0^\chi}, \quad (77)$$

and

$$l_s^{b\sigma(\infty)}(\alpha) = \frac{\Gamma_{b\sigma, s}(1 - f_b(\omega_s)) - I_{b\sigma}^{\text{Steady}}(\alpha)}{\Phi_s^-}, \quad (78)$$

with $\omega_s = \omega_0 + sg_S B_S$. In the following, we fix α'' to zero bias ($\beta_b = \beta$, $\mu_b = \mu$) and suppose Eq. (64). Then, $l_s^{b\sigma(\infty)}(\alpha)$ equals $v_s^{b\sigma}(\alpha')$ given by Eq. (61) and $\rho_s^{(\infty)}(\alpha)$ are given by

$$\rho(sB_S) = \frac{e^{-\beta(\omega_s - \mu)}}{1 + e^{-\beta(\omega_\downarrow - \mu)} + e^{-\beta(\omega_\uparrow - \mu)}}. \quad (79)$$

We emphasize that $F_{mn}^{b\sigma(\infty)}(\alpha)$ can be obtained by just a

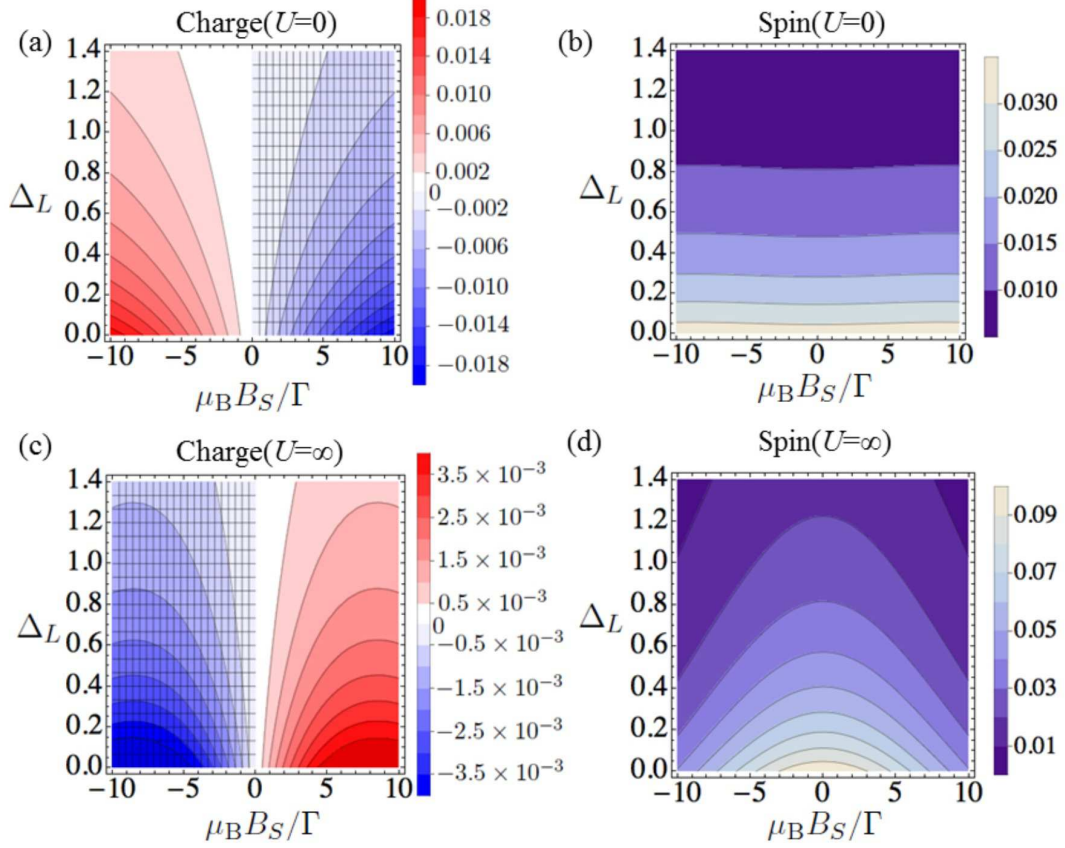


FIG. 2: (Color online)(a) BSN curvature of charge of (Δ_L, B_S) pump, $[F_{\Delta_L, B_S}^{L\uparrow} + F_{\Delta_L, B_S}^{L\downarrow}]/\frac{\mu_B}{\Gamma}$ at $U = 0$, (b) the BSN curvature of spin, $[F_{\Delta_L, B_S}^{L\uparrow} - F_{\Delta_L, B_S}^{L\downarrow}]/\frac{\mu_B}{\Gamma}$ at $U = 0$, (c) $[F_{\Delta_L, B_S}^{L\uparrow} + F_{\Delta_L, B_S}^{L\downarrow}]/\frac{\mu_B}{\Gamma}$ at $U = \infty$, and (d) $[F_{\Delta_L, B_S}^{L\uparrow} - F_{\Delta_L, B_S}^{L\downarrow}]/\frac{\mu_B}{\Gamma}$ at $U = \infty$. The values of the parameters used for these plots are $\gamma_L = \Gamma_R = \Gamma$, $\gamma'_L = \Gamma'_R = 0.1$, and $B_L = 0$ and other conditions are the same as Fig. 1. The hatched areas of (a),(c) denote negative value.

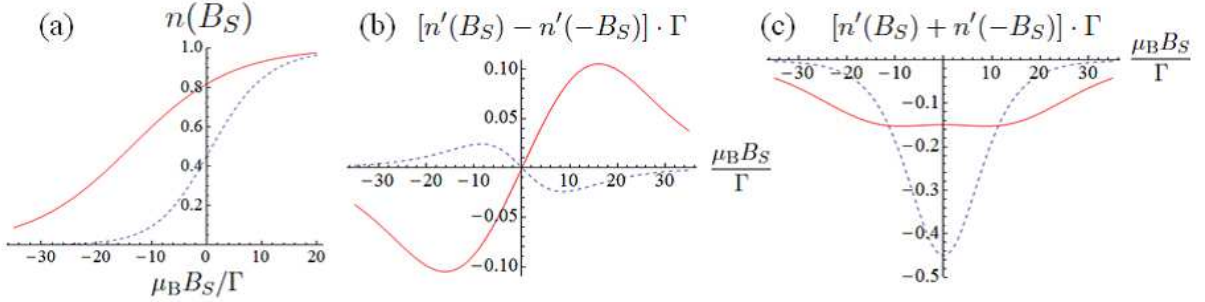


FIG. 3: (Color online) (a) $n(B_S) = f(\omega_0 + g_S B_S)$ (solid line) or $\rho(B_S)$ (dashed line). (b) $n'(B_S) - n'(-B_S)$, and (c) $n'(B_S) + n'(-B_S)$, where $n'(\pm B_S) = \frac{1}{g_S} \frac{\partial n(B)}{\partial B} \Big|_{B=\pm B_S}$. In all plots, $\beta = 0.5/\Gamma$, $\omega_0 = \mu - 3\Gamma$, and $g_S = -0.44 \times \mu_B/2$.

replacement,

$$E_s(\alpha) = f(\omega_s) \rightarrow \rho(sB_S), \quad (80)$$

in Eq. (63). The charge and spin BSN curvatures of $(B_L, B_S), (\Delta_L, B_S)$ pump are given by a replacement $f'(\omega_0 \pm g_S B_S) \rightarrow \rho'(\pm B_S)$ in Eqs. (65) and (66), where

$\rho'(B_S) \stackrel{\text{def}}{=} \frac{1}{g_S} \frac{\partial \rho(B_S)}{\partial B_S}$. Similar to $U = 0$, the charge and spin BSN curvatures of $(B_L, B_R), (\Delta_L, \Delta_R)$ pump are zero.

In Figs. 1(a)-1(d), we plot the BSN curvatures of (B_L, B_S) pump normalized by $(\mu_B/\Gamma)^2$, where $\Gamma = \Gamma_L = \Gamma_R$ and $\mu_B = 57.88 \mu\text{eV/T}$ is the Bohr magneton. For

$U = 0$, the charge and spin BSN curvatures are shown in Fig. 1(a) and Fig. 1(b), and for $U = \infty$ these are shown in Figs. 1(c) and 1(d). The vertical and horizontal axes of these plots are the strength of magnetic fields B_S , B_L normalized by Γ/μ_B . The values of the parameters used for these plots are $\Gamma_L = \Gamma_R = \Gamma$, $\Gamma'_L = \Gamma'_R = 0.1$, $\beta = 0.5/\Gamma$, $\omega_0 = \mu - 3\Gamma$, $B_R = 0$, and $g_L^* = g_R^* = g_S^* = -0.44$ (bulk GaAs). The BSN curvatures of (Δ_L, B_S) pump normalized by μ_B/Γ are shown similarly in Figs. 2(a)-2(d). In all plots, $\gamma_L = \Gamma_R = \Gamma$, $\gamma'_L = \Gamma'_R = 0.1$, $B_L = 0$, and other conditions are the same as in Fig. 1. In Figs. 1 and 2, the maximum values of $|\Gamma'_b(g_S B_S - g_b B_b)|/\Gamma_b$ are 0.44 and 0.22 (<1), respectively. The pumped charges and spins are given by Eq. (67).

Figure 3(a) shows the instantaneous average numbers of the up spin electron of the QD, $n(B_S) = f(\omega_0 + g_S B_S)$ (for $U = 0$, solid line) or $\rho(B_S)$ (for $U = \infty$, dashed line) for $\beta = 0.5/\Gamma$, $\omega_0 = \mu - 3\Gamma$, and $g_S = -0.44 \times \mu_B/2$. Because two electrons cannot occupy a QD at $U = \infty$, the magnetic field dependence of $\rho(B_S)$ is more sensitive than $f(\omega_0 + g_S B_S)$. Figures 3(b) and 3(c) show $n'(B_S) \mp n'(-B_S)$ normalized by $1/\Gamma$, where $n'(\pm B_S) = \frac{1}{g_S} \frac{\partial n(B)}{\partial B} \Big|_{B=\pm B_S}$.

In Figs. 2(a) and 2(c), the charge BSN curvatures of (Δ_L, B_S) pump vanish at $B_S = 0$. This is because the first term of Eq. (66) vanishes since $n'(B_S) - n'(-B_S) = 0$ for $B_S = 0$ and the second term vanishes since $g_S B_S - g_b B_b = 0$ for $B_S = 0 = B_L$. Similarly, in Figs. 1(b) and (d), the spin BSN curvatures of (B_L, B_S) pump vanish at $B_S = 0 = B_L$. The zero lines in these plots relate to the cancellation between the first and second terms of Eq. (65). Figures. 1(a),1(c) and Figs. 1(b),1(d) are respectively symmetric and antisymmetric under the transformation $(B_S, B_L) \rightarrow (-B_S, -B_L)$. Similarly, Figs. 2(b),2(d) and Figs. 2(a),2(c) are respectively symmetric and antisymmetric under the transformation $B_S \rightarrow -B_S$. We emphasize that pure charge and pure spin pumps are respectively realized for (B_L, B_S) pump and (Δ_L, B_S) pump such that the areas S^n in Eq. (67) are symmetric under the above transformations. An instance of symmetric area of (B_L, B_S) pump is a disk of which the center is $B_S = 0 = B_L$.

In $\omega_0 > \mu$ region, the larger $\omega_0 - \mu$, the less difference between $U = 0$ and $U = \infty$ becomes. The Coulomb interaction prevents two electrons from occupying the QD. This effect is conspicuous in the $\omega_0 < \mu$ region, although it is not important in the $\omega_0 > \mu$ region.

As shown in Figs. 1(a),1(c) and Figs. 2(b),2(d), the B_S dependence of the charge BSN curvature of (B_L, B_S) pump and the spin BSN curvature of (Δ_L, B_S) pump at $U = 0$ are more gentle than those at $U = \infty$. It results from the behavior of $n'(B_S) + n'(-B_S)$ as shown in Fig. 3(c).

As shown in Figs. 1(b),1(d) and in Figs. 2(a),2(c), the B_S dependence of the spin BSN curvature of (B_L, B_S) pump and the charge BSN curvature of (Δ_L, B_S) pump are opposite. This is because the leading term (in

weak magnetic field region) of these are proportional to $n'(B_S) - n'(-B_S)$ and its B_S dependence is opposite in $U = 0$ and $U = \infty$ for $\omega_0 - \mu < 0$ as indicated in Fig. 3(b). This inversion is realized for only $\omega_0 - \mu < 0$ region. At $\omega_0 = \mu$, $f'(\omega_0 + g_S B_S) - f'(\omega_0 - g_S B_S)$ vanish. In $\omega_0 > \mu$ region, the signs of $f'(\omega_0 + g_S B_S) - f'(\omega_0 - g_S B_S)$ and $\rho'(B_S) - \rho'(-B_S)$ are the same.

In Figs. 1 and 2, absolute values of the normalized BSN curvatures are smaller than unity. However, we can improve this problem by tuning g factors. The first and second terms of the right side of Eq. (65) are the second and third order in the g factors, and the first and second terms of the right side of Eq. (66) are the first and second order in the g factors. If all g factors change to -20 (for example for the materials like InAs, InSb), the first, second, and third order terms become about 45, 2 000, and 90 000 times. In fact, for these values of g factors, the assumption Eq. (64) is not appropriate for magnetic fields that are not small; we need concrete energy dependence of linewidth functions.

VI. CONCLUSION

In this paper, we investigated quantum adiabatic pump of charge and spin using the FCS-QME (full counting statistics with quantum master equation) approach proposed by Yuge *et al.*⁴³. We studied the nonadiabatic effect and showed the correspondence between our approach and the real-time diagrammatic approach³⁴(§II B), and confirmed the consistency between the two methods in the concrete model, the one level interacting quantum dot (QD) (§IV C and §V C). Moreover, in §II B, we showed that the Berry-Sinitsyn-Nemenman (BSN) phase derived under the ‘‘adiabatic’’ condition (which makes the Berry phase like treatment appropriate) has the nonadiabatic information. The FCS-QME picks out one higher order nonadiabatic piece of information from the solution of the QME. Particularly, the instantaneous steady state (the zeroth order of the pumping frequency) gives first order response (pumped current). This fact may be related to Ref. [58] which is connected the BSN vector and the linear response theory of the QME.

We generalized the FCS-QME approach to the multi-counting field (§II A) and studied the QDs system weakly coupled to leads (L and R) in §IV and §V. We showed that the pumped charge and spin coming from the instantaneous steady current are not negligible when the thermodynamic parameters (the chemical potentials and the temperatures of leads) are not fixed to zero bias in noninteracting QDs (§IV B) and an interacting QD (§V B). To observe the spin effects, we consider collinear magnetic fields, which relate to spins through the Zeeman effect, with different amplitudes applying to the QDs (B_S) and the leads (B_L and B_R). We focused on the dynamic parameters (B_S , $B_{L/R}$) and the coupling strength between QDs and leads, $\Delta_{L/R}$) as control parameters.

In one level QD with the Coulomb interaction U , we analytically calculated the BSN curvatures of spin and charge of (B_L, B_S) pump and (Δ_L, B_S) pump for the noninteracting limit ($U = 0$) and the strong interaction limit ($U = \infty$) using the rotating wave approximation (RWA) defined as the long coarse-graining time limit of the coarse-graining approximation (CGA). The difference between $U = 0$ and $U = \infty$ appeared through the instantaneous averages of the numbers of the electron with up and down spin in QD. For (B_L, B_S) pump, the energy dependences of linewidth functions, which are usually neglected, are essential. Additionally, the adiabatic modulations of (B_L, B_R) or (Δ_L, Δ_R) can pump neither charge nor spin.

In this paper, only $U = 0$ and $U = \infty$ limits are studied. In fact, we can analyze finite U based on Eq. (74). This is our future work. Recently, Yoshii and Hayakawa⁵⁷ studied adiabatic pump of charge by only the thermodynamic parameters using the same approach in a similar system without magnetic fields (for finite U). The work (for the thermodynamic parameters) involving the above problem is contrastive to our work (for the dynamic parameters).

Acknowledgments

We acknowledge helpful discussions with S. Ajsaka, K. Watanabe, R. Yoshii, H. Hayakawa, and N. Taniguchi. Particularly, we acknowledge Yu Watanabe for discussions about the derivation of Eq. (31). Part of this work is supported by JSPS KAKENHI (26247051).

Appendix A: Liouville space

By following correspondence, an arbitrary linear operator (which operates to the Hilbert space) $\bullet = \sum_{n,m} \langle n | \bullet | m \rangle |n\rangle \langle m|$ is mapped to a vector of the Liouville space^{42,54}, $|\bullet\rangle\rangle = \sum_{n,m} \langle n | \bullet | m \rangle |nm\rangle\rangle$:

$$|n\rangle \langle m| \longleftrightarrow |nm\rangle\rangle, \quad (\text{A1})$$

$$\text{Tr}(|m\rangle \langle n| \langle n'| \langle m'|) \longleftrightarrow \langle\langle nm|n'm'\rangle\rangle, \quad (\text{A2})$$

$$\text{Tr}(A^\dagger B) \longleftrightarrow \langle\langle A|B\rangle\rangle, \quad (\text{A3})$$

$$\text{Tr}(\bullet) \longleftrightarrow \langle\langle 1|\bullet\rangle\rangle. \quad (\text{A4})$$

Here, $\{|n\rangle\}$ is an arbitrarily complete orthonormal basis. The inner product of the Liouville space is defined by the Hilbert-Schmidt product [Eq. (A3)]. The Hermitian conjugate of $|\bullet\rangle\rangle$ is defined as $\langle\langle \bullet| = (|\bullet\rangle\rangle)^\dagger = \sum_{n,m} \langle n | \bullet | m \rangle^* \langle\langle nm|$. An arbitrary linear superoperator \hat{J} which operates to any operator (\bullet) is mapped to a corresponding operator of the Liouville space (\check{J}) as

$$|\hat{J}\bullet\rangle\rangle = \check{J}|\bullet\rangle\rangle. \quad (\text{A5})$$

The matrix representation of \check{J} (or \hat{J}) is defined by

$$J_{nm,kl} = \langle\langle nm|\check{J}|kl\rangle\rangle. \quad (\text{A6})$$

In the main text of this paper, both \check{J} and \hat{J} are denoted by \hat{J} .

Generally, the Liouvillian \hat{K}^χ operates to an operator \bullet as

$$\hat{K}^\chi \bullet = -i[H_S, \bullet] + \hat{\Pi}^\chi \bullet, \quad (\text{A7})$$

$$\hat{\Pi}^\chi \bullet = \sum_a A_a^\chi \bullet B_a, \quad (\text{A8})$$

where H_S is the system Hamiltonian, $\hat{\Pi}^\chi$ is the dissipator like Eq. (B7) and A_a^χ, B_a are operators. The matrix representation of Eq. (A7) is given by

$$\begin{aligned} \sum_{k,l} K_{nm,kl}^\chi \bullet_{kl} = & \sum_{k,l} [-i\{(H_S)_{nk}\delta_{lm} - \delta_{nk}(H_S)_{lm}\} \bullet_{kl} \\ & + \{ \sum_a (A_a^\chi)_{nk}(B_a)_{lm} \} \bullet_{kl}], \end{aligned} \quad (\text{A9})$$

where $\bullet_{kl} = \langle k | \bullet | l \rangle$. Hence the matrix representation of \hat{K}^χ is given by

$$K_{nm,kl}^\chi = -iH_{nm,kl} + \Pi_{nm,kl}^\chi, \quad (\text{A10})$$

$$H_{nm,kl} = (H_S)_{nk}\delta_{lm} - \delta_{nk}(H_S)_{lm}, \quad (\text{A11})$$

$$\Pi_{nm,kl}^\chi = \sum_a (A_a^\chi)_{nk}(B_a)_{lm}. \quad (\text{A12})$$

Finally, we consider the current operators defined by Eq. (22). $\hat{K}^\mu = \frac{\partial \hat{K}^\chi(\alpha)}{\partial (i\chi_\mu)} \Big|_{\chi=0}$ is given by

$$\hat{K}^\mu \bullet = \sum_a A_a^\mu \bullet B_a. \quad (\text{A13})$$

Hence the current operators defined by Eq. (22) are given by

$$W_\mu = \sum_a B_a A_a^\mu. \quad (\text{A14})$$

Appendix B: Details of FCS-QME

$\rho_{\text{tot}}^\chi(t)$ (§II A) is governed by the modified von Neumann equation⁴²:

$$\frac{d}{dt} \rho_{\text{tot}}^\chi(t) = -i[H_{\text{tot}}(t), \rho_{\text{tot}}^\chi(t)]_\chi, \quad (\text{B1})$$

where $H_{\text{tot}}(t)$ is the total Hamiltonian and $[A, B]_\chi = A_\chi B - B A_{-\chi}$ with $A_\chi = e^{i\sum_\mu \chi_\mu O_\mu/2} A e^{-i\sum_\mu \chi_\mu O_\mu/2}$. $H_{\text{tot}}(t)$ is given by $H_{\text{tot}}(t) = H_S(t) + \sum_b [H_b(t) + H_{Sb}(t)]$, where H_S is the system (denoted by S) Hamiltonian, H_b is the Hamiltonian of bath b , and H_{Sb} is the tunneling interaction Hamiltonian between S and bath b . In the following, we suppose Eqs. (43), (44) and (45) for an arbitrary number of leads ($b = 1, 2, \dots, M$). The initial condition of $\rho_{\text{tot}}^\chi(t)$ is given by⁴² $\rho_{\text{tot}}^\chi(0) =$

$\sum_{\{o_\nu\}} P_{\{o_\nu\}} \rho_{\text{tot}}(0) P_{\{o_\nu\}}$. Here, $\{o_\nu\}$ denotes eigenvalues of $\{O_\nu\}$ and $P_{\{o_\nu\}}$ is a projection operator defined by $O_\mu P_{\{o_\nu\}} = o_\mu P_{\{o_\nu\}}$, $P_{\{o_\nu\}} P_{\{o'_\nu\}} = P_{\{o_\nu\}} \prod_\mu \delta_{o_\mu, o'_\mu}$, and $P_{\{o_\nu\}}^\dagger = P_{\{o_\nu\}}$. We suppose $\rho_{\text{tot}}(0) = \rho(0) \otimes \rho_B(\alpha_0)$ where

$$\rho_B(\alpha_t) = \bigotimes_b e^{-\beta_b(t)[H_b(t) - \mu_b(t)N_b]} / \Xi_b(\alpha_t), \quad (\text{B2})$$

with $\Xi_b(\alpha_t) = \text{Tr}_b[e^{-\beta_b(t)[H_b(t) - \mu_b(t)N_b}]$ and Tr_b denotes the trace of lead b . Then, $\rho_{\text{tot}}^\chi(0) = \rho(0) \otimes \sum_{\{o_\nu\}} P_{\{o_\nu\}} \rho_B(\alpha_0) P_{\{o_\nu\}}$ obeys. If all O_μ are given by $\sum_{b,k,\sigma} o_{bk\sigma}^\mu c_{bk\sigma}^\dagger c_{bk\sigma}$ with real numbers $o_{bk\sigma}^\mu$, $P_{\{o_\nu\}}$ commutes to $\rho_B(0)$ and $\rho_{\text{tot}}^\chi(0) = \rho(0) \otimes \rho_B(\alpha_0)$ obeys because $\sum_{\{o_\nu\}} P_{\{o_\nu\}} = 1$.

Now we move to the interaction picture. An operator in the interaction picture corresponding to $A(t)$ is defined by $A^I(t) = U_0^\dagger(t) A(t) U_0(t)$ with $\frac{dU_0(t)}{dt} = -i[H_S(t) + \sum_b H_b(t)]U_0(t)$ and $U_0(0) = 1$. The system reduced density operator in the interaction picture is given by $\rho^{I,\chi}(t) = \text{Tr}_{\text{leads}}[\rho_{\text{tot}}^{I,\chi}(t)]$ where $\rho_{\text{tot}}^{I,\chi}(t) = U_0(t) \rho_{\text{tot}}^\chi(t) U_0^\dagger(t)$ and Tr_{leads} denotes the trace of lead space. $\rho_{\text{tot}}^{I,\chi}(t)$ is governed by

$$\frac{d\rho_{\text{tot}}^{I,\chi}(t)}{dt} = -i[H_{\text{int}}^I(t), \rho_{\text{tot}}^{I,\chi}(t)]_\chi, \quad (\text{B3})$$

with $H_{\text{int}} = \sum_b H_{Sb}$. Up to the second order perturbation in H_{int} , we obtain

$$\begin{aligned} \rho^{I,\chi}(t + \tau_{\text{CG}}) &= \rho^{I,\chi}(t) - \int_t^{t+\tau_{\text{CG}}} du \int_t^u ds \text{Tr}_{\text{leads}}\{[H_{\text{int}}^I(u), [H_{\text{int}}^I(s), \rho^{I,\chi}(t) \rho_B(\alpha_t)]_\chi]_\chi\} \\ &\equiv \rho^{I,\chi}(t) + \tau_{\text{CG}} \hat{L}_{\tau_{\text{CG}}}^\chi(t) \rho^{I,\chi}(t), \end{aligned} \quad (\text{B4})$$

using the large-reservoir approximation $\rho_{\text{tot}}^{I,\chi}(t) \approx \rho^{I,\chi}(t) \otimes \rho_B(\alpha_t)$ and $\text{Tr}_{\text{leads}}[H_{\text{int}}^I(u) \rho_B(\alpha_t)] = 0$. The arbitrary parameter $\tau_{\text{CG}} (> 0)$ is called the coarse-graining time. The coarse-graining approximation^{50,51} (CGA) is defined by

$$\frac{d}{dt} \rho^{I,\chi}(t) = \hat{L}_{\tau_{\text{CG}}}^\chi(t) \rho^{I,\chi}(t). \quad (\text{B5})$$

If the cycle time of the modulation of control parameters, τ , is much longer than the coarse-graining time τ_{CG} , the superoperator $\hat{L}_{\tau_{\text{CG}}}^\chi(t)$ is described as a function of the set of control parameters at time t . In this paper, we suppose

$\tau \gg \tau_{\text{CG}}$. Moreover, τ_{CG} should be much shorter than the relaxation time of the system, $\tau_S \sim \frac{1}{\Gamma}$. On the other hand, $\tau_S \ll \tau$ should hold for the adiabatic pump. Hence $\tau_{\text{CG}} \ll \frac{1}{\Gamma} \ll \tau$ should hold.

In the Schrödinger picture, Eq. (B5) is described as

$$\frac{d\rho^\chi(t)}{dt} = -i[H_S(t), \rho^\chi(t)] + \hat{\Pi}_{\tau_{\text{CG}}}^\chi(\alpha_t) \rho^\chi(t). \quad (\text{B6})$$

Here, the superoperator $\hat{\Pi}_{\tau_{\text{CG}}}^\chi(\alpha)$ operates to an operator \bullet as

$$\begin{aligned} \hat{\Pi}_{\tau_{\text{CG}}}^\chi(\alpha) \bullet &= \sum_b \sum_{\omega, \omega'} \sum_{n, m, s, s'} \left[\Phi_{b,ns,ms'}^-(\chi, \tau_{\text{CG}}, \omega, \omega') a_{ms'}(\omega') \bullet [a_{ns}(\omega)]^\dagger - \frac{1}{2} \Phi_{b,ns,ms'}^-(\tau_{\text{CG}}, \omega, \omega') \bullet [a_{ns}(\omega)]^\dagger a_{ms'}(\omega') \right. \\ &\quad - \frac{1}{2} \Phi_{b,ns,ms'}^-(\tau_{\text{CG}}, \omega, \omega') [a_{ns}(\omega)]^\dagger a_{ms'}(\omega') \bullet + \Phi_{b,ns,ms'}^+(\chi, \tau_{\text{CG}}, \omega, \omega') [a_{ms'}(\omega')]^\dagger \bullet a_{ns}(\omega) \\ &\quad \left. - \frac{1}{2} \Phi_{b,ns,ms'}^+(\tau_{\text{CG}}, \omega, \omega') \bullet a_{ns}(\omega) [a_{ms'}(\omega')]^\dagger - \frac{1}{2} \Phi_{b,ns,ms'}^+(\tau_{\text{CG}}, \omega, \omega') a_{ns}(\omega) [a_{ms'}(\omega')]^\dagger \bullet \right] \\ &- i \sum_b \sum_{\omega, \omega'} \sum_{n, m, s, s'} \left[-\frac{1}{2} \Psi_{b,ns,ms'}^-(\tau_{\text{CG}}, \omega, \omega') [a_{ns}(\omega)]^\dagger a_{ms'}(\omega') + \frac{1}{2} \Psi_{b,ns,ms'}^+(\tau_{\text{CG}}, \omega, \omega') a_{ns}(\omega) [a_{ms'}(\omega')]^\dagger \bullet \right] \bullet \end{aligned} \quad (\text{B7})$$

where

$$X^\pm(\chi, \tau_{\text{CG}}, \omega, \omega') = \frac{e^{\mp i(\omega - \omega')\tau_{\text{CG}}/2}}{2\pi} \int_{-\infty}^{\infty} d\Omega X^\pm(\Omega, \chi) \tau_{\text{CG}} \text{sinc}\left(\frac{\tau_{\text{CG}}(\Omega - \omega)}{2}\right) \text{sinc}\left(\frac{\tau_{\text{CG}}(\Omega - \omega')}{2}\right), \quad (\text{B8})$$

and $X^\pm(\tau_{\text{CG}}, \omega, \omega') = X^\pm(\chi = 0, \tau_{\text{CG}}, \omega, \omega')$. Here, $\text{sinc}(x) = \sin x/x$ and $X^\pm(\Omega, \chi)$ denotes one of $\Phi_{b,ns,ms'}^\pm(\Omega, \chi)$,

$\Psi_{b,ns,ms'}^\pm(\Omega, \chi)$, where

$$\Phi_{b,ns,ms'}^-(\Omega, \chi) = 2\pi \sum_{k,\sigma} V_{bk\sigma,ns} V_{bk\sigma,ms'}^* [1 - f_b(\varepsilon_{bk\sigma})] e^{i\chi_{b\sigma}} e^{i\lambda_{b\sigma}\varepsilon_{bk\sigma}} \delta(\varepsilon_{bk\sigma} - \Omega), \quad (\text{B9})$$

$$\Phi_{b,ns,ms'}^+(\Omega, \chi) = 2\pi \sum_{k,\sigma} V_{bk\sigma,ns}^* V_{bk\sigma,ms'} f_b(\varepsilon_{bk\sigma}) e^{-i\chi_{b\sigma}} e^{-i\lambda_{b\sigma}\varepsilon_{bk\sigma}} \delta(\varepsilon_{bk\sigma} - \Omega), \quad (\text{B10})$$

$$\Psi_{b,ns,ms'}^-(\Omega, \chi) = 2 \sum_{k,\sigma} V_{bk\sigma,ns} V_{bk\sigma,ms'}^* [1 - f_b(\varepsilon_{bk\sigma})] e^{i\chi_{b\sigma}} e^{i\lambda_{b\sigma}\varepsilon_{bk\sigma}} \text{P} \frac{1}{\varepsilon_{bk\sigma} - \Omega}, \quad (\text{B11})$$

$$\Psi_{b,ns,ms'}^+(\Omega, \chi) = 2 \sum_{k,\sigma} V_{bk\sigma,ns}^* V_{bk\sigma,ms'} f_b(\varepsilon_{bk\sigma}) e^{-i\chi_{b\sigma}} e^{-i\lambda_{b\sigma}\varepsilon_{bk\sigma}} \text{P} \frac{1}{\varepsilon_{bk\sigma} - \Omega}, \quad (\text{B12})$$

with $V_{bk\sigma,ns} = \sqrt{\Delta_b} v_{bk\sigma,ns}$. $\chi_{b\sigma}$ and $\lambda_{b\sigma}$ denote the counting fields for $N_{b\sigma}$ and $\sum_k \varepsilon_{bk} c_{bk\sigma}^\dagger c_{bk\sigma}$ respectively. $f_b(\varepsilon) = [\exp(\beta_b(\mu_b - \varepsilon)) + 1]^{-1}$ is the Fermi distribution function and P denotes the Cauchy principal value. The eigenvectors $a_{ns}(\omega)$ are given by

$$a_{ns}(\omega) = \sum_{\alpha,\beta} \delta_{\omega\beta\alpha} |E_\alpha\rangle \langle E_\alpha | a_{ns} | E_\beta\rangle \langle E_\beta|, \quad (\text{B13})$$

with $\omega_{\beta\alpha} = E_\beta - E_\alpha$ and $H_S |E_\alpha\rangle = E_\alpha |E_\alpha\rangle$. ω is one of the elements of $\{\omega_{\beta\alpha} | \langle E_\alpha | a_{ns} | E_\beta\rangle \neq 0 \stackrel{\exists}{(n,s)}\}$.

We explain the rotating wave approximation (RWA). If H_S is time-independent, factors $e^{i(\omega-\omega')t}$ appear in Eq. (B16). The usual RWA³⁹ is approximating $e^{i(\omega-\omega')t}$ as $\delta_{\omega,\omega'}$ in Eq. (B16). However, if H_S is time dependent, the generalization of the RWA is unclear. In this paper, the RWA is defined as the limit $\tau_{\text{CG}} \rightarrow \infty$ of the CGA. In this limit $[\tau_{\text{CG}} \cdot \min_{\omega \neq \omega'} (|\omega - \omega'|) \gg 1]$, $X^\pm(\chi, \tau_{\text{CG}}, \omega, \omega') \approx X^\pm(\omega, \chi) \delta_{\omega,\omega'}$ holds because of the fact that $\lim_{\tau_{\text{CG}} \rightarrow \infty} \tau_{\text{CG}} \text{sinc} \frac{\tau_{\text{CG}}(\Omega - \omega)}{2} \text{sinc} \frac{\tau_{\text{CG}}(\Omega - \omega')}{2} = 2\pi \delta_{\omega,\omega'} \delta(\Omega - \omega)$. If H_S is time independent, this RWA is equivalent to usual RWA.

In the Born-Markov approximation (without RWA), Eq. (B16) sometimes violates the non-negativity of $\rho(t) (= \rho^{x=0}(t))$ ⁴⁹. The QME of the RWA or the CGA is the Lindblad type (see Eq. (B7) at $\chi = 0$) which guarantees the non-negativity³⁹. In QME of the RWA, the diagonal and off-diagonal elements of $\rho(t)$ are decoupled. Sometimes, the decoupling is justified by the superselection rules⁵⁹⁻⁶¹: if two states in the system $|m\rangle$ and $|n\rangle$ differ in an observable which is conserved in the total system, unavoidable interactions lead to rapid decay of $\langle m | \rho(t) | n \rangle$. The standard example is the electron number which is conserved for QDs coupled to non-superconducting leads. The total spin projection is also conserved for unpolarized or collinearly polarized leads when spins do not flip by the interaction H_{Sb} . Hence, in our setting, Eqs. (43), (45) with $v_{bk\sigma,ns} \propto \delta_{\sigma,s}$, and Eq.(46), which was used after §IV C, the decoupling between the diagonal and off-diagonal part of $\langle m_\uparrow m_\downarrow | \rho(t) | n_\uparrow n_\downarrow \rangle$ is justified. However, in the general system (discussed until §IV B), the decoupling can not be justified by the superselection rules. In fact,

as explained the following, the CGA can break the decoupling. However, the QME without decoupling is too hard to analyze analytically.

The FCS-QME of the CGA (for finite τ_{CG}) is more difficult to analyze than that of the RWA. For the one level system Eq. (46), the matrix representation of the Liouvillian of the RWA by the number states $\{|n_\uparrow n_\downarrow\rangle\}$ is block diagonalized to the diagonal part (spanned by $\{|n_\uparrow n_\downarrow\rangle \langle n_\uparrow n_\downarrow|\}_{n_\uparrow, n_\downarrow=0,1}$) and the off-diagonal part (spanned by $\{|n_\uparrow n_\downarrow\rangle \langle m_\uparrow m_\downarrow|\}_{(n_\uparrow, n_\downarrow) \neq (m_\uparrow, m_\downarrow)}$). The diagonal block is given by Eq. (68) and the off-diagonal block is a (12×12) -diagonal matrix. However, one of the CGA has off-diagonal components which permit transitions between diagonal and off-diagonal if spins can flip by tunneling H_{int} . This is consistent with the above discussion about the superselection rules. Even if spins cannot flip, off-diagonal block is not diagonal. Particularly for $U = 0$, the Liouvillian does not reduce to a summation of one particle Liouvillian $[\hat{K}_\uparrow^\chi(\alpha) \otimes \hat{1}_\downarrow + \hat{1}_\uparrow \otimes \hat{K}_\downarrow^\chi(\alpha)]$. The study of differences between the RWA and the CGA is a future work.

Finally, we recognize the Born-Markov approximation (without RWA). From Eq. (B3), we obtain $\rho_{\text{tot}}^{I,\chi}(t) = \rho_{\text{tot}}^{I,\chi}(0) - i \int_0^t du [H_{\text{int}}^I(u), \rho_{\text{tot}}^{I,\chi}(u)]_\chi$. Substituting this to Eq. (B3), we obtain

$$\frac{d\rho_{\text{tot}}^{I,\chi}(t)}{dt} = -i[H_{\text{int}}^I(t), \rho_{\text{tot}}^{I,\chi}(0)]_\chi - [H_{\text{int}}^I(t), \int_0^t du [H_{\text{int}}^I(u), \rho_{\text{tot}}^{I,\chi}(u)]_\chi]. \quad (\text{B14})$$

Moreover, substituting $\rho_{\text{tot}}^{I,\chi}(u) = \rho_{\text{tot}}^{I,\chi}(t) - i \int_t^u ds [H_{\text{int}}^I(s), \rho_{\text{tot}}^{I,\chi}(s)]_\chi$ to Eq. (B14) and using $\rho_{\text{tot}}^{I,\chi}(t) \approx \rho^{I,\chi}(t) \rho_B(\alpha_t)$ and $\text{Tr}_{\text{leads}}[H_{\text{int}}^I(t) \rho_B(\alpha_0)] = 0$, we obtain

$$\frac{d\rho^{I,\chi}(t)}{dt} = - \int_0^t du \text{Tr}_{\text{leads}} \{ [H_{\text{int}}^I(t), [H_{\text{int}}^I(u), \rho^{I,\chi}(t) \rho_B(\alpha_t)]_\chi] \}, \quad (\text{B15})$$

up to the second order perturbation in H_{int} . Because the integrand decays as $e^{-(t-u)/\tau_B}$ where τ_B is the relaxation

time of the baths, we can replace $\int_0^t du$ to $\int_{-\infty}^t du$, and we obtain

$$\frac{d\rho^{I,\chi}(t)}{dt} = - \int_0^\infty ds \text{Tr}_{\text{leads}} \{ [H_{\text{int}}^I(t), [H_{\text{int}}^I(t-s), \rho^{I,\chi}(t)\rho_B(\alpha_t)]_{\chi}]_{\chi} \}. \quad (\text{B16})$$

This is called the Born-Markov approximation (without RWA). Equations (B15) or (B16) are also derived from Eq. (B4). In the second term of the right side in the first line of Eq. (B4), we can replace $\int_t^u ds$ to $\int_0^u ds$ or $\int_{-\infty}^u ds$. After this replacement, by taking $\frac{\partial}{\partial \tau_{\text{CG}}} \Big|_{\tau_{\text{CG}}=0}$, we obtain Eqs. (B15) or (B16) respectively. In the Eqs. (B15) or (B16) (after moving to the Schrödinger picture), we can replace $\{\alpha_u\}_{0 \leq u \leq t}$ or $\{\alpha_{t-s}\}_{0 \leq s \leq \infty}$ to α_t because of $\tau_B \ll \tau$.

Appendix C: The time evolutions of $c_n^{\chi}(t)$

In this section, we derive the time evolution equations of $c_n^{\chi}(t)$ of Eq. (5). The left hand side of the FCS-QME, $\frac{d}{dt} |\rho^{\chi}(t)\rangle\rangle = \hat{K}^{\chi}(\alpha_t) |\rho^{\chi}(t)\rangle\rangle$, is

$$\begin{aligned} \frac{d}{dt} |\rho^{\chi}(t)\rangle\rangle &= \sum_n \left\{ \frac{dc_n^{\chi}(t)}{dt} e^{\Lambda_n^{\chi}(t)} |\rho_n^{\chi}(\alpha_t)\rangle\rangle \right. \\ &\quad + c_n^{\chi}(t) e^{\Lambda_n^{\chi}(t)} \lambda_n(\alpha_t) |\rho_n^{\chi}(\alpha_t)\rangle\rangle \\ &\quad \left. + c_n^{\chi}(t) e^{\Lambda_n^{\chi}(t)} \frac{d}{dt} |\rho_n^{\chi}(\alpha_t)\rangle\rangle \right\}. \quad (\text{C1}) \end{aligned}$$

And the right hand side of the FCS-QME is

$$\begin{aligned} \hat{K}^{\chi}(\alpha_t) |\rho^{\chi}(t)\rangle\rangle &= \sum_n c_n^{\chi}(t) e^{\Lambda_n^{\chi}(t)} \hat{K}^{\chi}(\alpha_t) |\rho_n^{\chi}(\alpha_t)\rangle\rangle \\ &= \sum_n c_n^{\chi}(t) e^{\Lambda_n^{\chi}(t)} \lambda_n(\alpha_t) |\rho_n^{\chi}(\alpha_t)\rangle\rangle. \quad (\text{C2}) \end{aligned}$$

Hence we obtain

$$\sum_n \left\{ \frac{dc_n^{\chi}(t)}{dt} e^{\Lambda_n^{\chi}(t)} |\rho_n^{\chi}(\alpha_t)\rangle\rangle + c_n^{\chi}(t) e^{\Lambda_n^{\chi}(t)} \frac{d|\rho_n^{\chi}(\alpha_t)\rangle\rangle}{dt} \right\} = 0. \quad (\text{C3})$$

Applying $\langle\langle l_m^{\chi}(\alpha_t) |$ to Eq. (C3), and using $\langle\langle l_n^{\chi}(\alpha) | \rho_m^{\chi}(\alpha) \rangle\rangle = \delta_{nm}$, we obtain

$$\frac{d}{dt} c_m^{\chi}(t) = - \sum_n c_n^{\chi}(t) e^{\Lambda_n^{\chi}(t) - \Lambda_m^{\chi}(t)} \langle\langle l_m^{\chi}(\alpha_t) | \frac{d|\rho_n^{\chi}(\alpha_t)\rangle\rangle}{dt} \quad (\text{C4})$$

By the way, the time derivative of Eq. (3), $\hat{K}^{\chi}(\alpha_t) |\rho_n^{\chi}(\alpha_t)\rangle\rangle = \lambda_n^{\chi}(\alpha_t) |\rho_n^{\chi}(\alpha_t)\rangle\rangle$, is

$$\begin{aligned} \frac{d\hat{K}^{\chi}(\alpha_t)}{dt} |\rho_n^{\chi}(\alpha_t)\rangle\rangle + \hat{K}^{\chi}(\alpha_t) \frac{d|\rho_n^{\chi}(\alpha_t)\rangle\rangle}{dt} \\ = \frac{d\lambda_n^{\chi}(\alpha_t)}{dt} |\rho_n^{\chi}(\alpha_t)\rangle\rangle + \lambda_n^{\chi}(\alpha_t) \frac{d|\rho_n^{\chi}(\alpha_t)\rangle\rangle}{dt}. \quad (\text{C5}) \end{aligned}$$

Applying $\langle\langle l_m^{\chi}(\alpha_t) |$ to this equation, we obtain

$$\begin{aligned} \langle\langle l_m^{\chi}(\alpha_t) | \frac{d\hat{K}^{\chi}(\alpha_t)}{dt} |\rho_n^{\chi}(\alpha_t)\rangle\rangle + \lambda_m^{\chi}(\alpha_t) \langle\langle l_m^{\chi}(\alpha_t) | \frac{d|\rho_n^{\chi}(\alpha_t)\rangle\rangle}{dt} \\ = \frac{d\lambda_n^{\chi}(\alpha_t)}{dt} \delta_{mn} + \lambda_n^{\chi}(\alpha_t) \langle\langle l_m^{\chi}(\alpha_t) | \frac{d|\rho_n^{\chi}(\alpha_t)\rangle\rangle}{dt}, \quad (\text{C6}) \end{aligned}$$

and it leads to

$$\langle\langle l_m^{\chi}(\alpha_t) | \frac{d|\rho_n^{\chi}(\alpha_t)\rangle\rangle}{dt} = - \frac{\langle\langle l_m^{\chi}(\alpha_t) | \frac{d\hat{K}^{\chi}(\alpha_t)}{dt} |\rho_n^{\chi}(\alpha_t)\rangle\rangle}{\lambda_m^{\chi}(\alpha_t) - \lambda_n^{\chi}(\alpha_t)} \quad (\text{C7})$$

for $\lambda_m^{\chi}(\alpha_t) \neq \lambda_n^{\chi}(\alpha_t)$. Substituting this to Eq. (C4), we obtain

$$\begin{aligned} \frac{dc_m^{\chi}(t)}{dt} = - \langle\langle l_m^{\chi}(\alpha_t) | \frac{d}{dt} |\rho_m^{\chi}(\alpha_t)\rangle\rangle c_m^{\chi}(t) \\ + \sum_{n(\neq m)} c_n^{\chi}(t) e^{\Lambda_n^{\chi}(t) - \Lambda_m^{\chi}(t)} \frac{\langle\langle l_m^{\chi}(\alpha_t) | \frac{d\hat{K}^{\chi}(\alpha_t)}{dt} |\rho_n^{\chi}(\alpha_t)\rangle\rangle}{\lambda_m^{\chi}(\alpha_t) - \lambda_n^{\chi}(\alpha_t)} \quad (\text{C8}) \end{aligned}$$

The above equation can also be written as

$$\begin{aligned} \frac{d\tilde{c}_m^{\chi}(t)}{dt} = \sum_{n(\neq m)} \tilde{c}_n^{\chi}(t) e^{\Lambda_n^{\chi}(t) - \Lambda_m^{\chi}(t) + \eta_m^{\chi}(t) - \eta_n^{\chi}(t)} \\ \times \frac{\langle\langle l_m^{\chi}(\alpha_t) | \frac{d\hat{K}^{\chi}(\alpha_t)}{dt} |\rho_n^{\chi}(\alpha_t)\rangle\rangle}{\lambda_m^{\chi}(\alpha_t) - \lambda_n^{\chi}(\alpha_t)}, \quad (\text{C9}) \end{aligned}$$

where $\tilde{c}_m^{\chi}(t) = c_m^{\chi}(t) e^{\eta_m^{\chi}(t)}$ with

$$\begin{aligned} \eta_m^{\chi}(t) &= \int_0^t ds \langle\langle l_m^{\chi}(\alpha_s) | \frac{d}{ds} |\rho_m^{\chi}(\alpha_s)\rangle\rangle \\ &= \sum_k \int_C d\alpha^k \langle\langle l_m^{\chi}(\alpha) | \frac{\partial}{\partial \alpha^k} |\rho_m^{\chi}(\alpha)\rangle\rangle. \quad (\text{C10}) \end{aligned}$$

Here, C is the trajectory from α_0 to α_t , α^k are the k th component of the control parameters, and $\eta_m^{\chi}(t) = \mathcal{O}(1)$ since $\langle\langle l_m^{\chi}(\alpha_t) | \frac{d}{dt} |\rho_m^{\chi}(\alpha_t)\rangle\rangle = \mathcal{O}(\omega)$ with $\omega = 2\pi/\tau$. In the right hand side of Eq. (C9), the dominant term is $n = 0$ if $m \neq 0$ because $\text{Re}\lambda_0^{\chi}(\alpha) > \text{Re}\lambda_n^{\chi}(\alpha)$. Using $\frac{d\hat{K}^{\chi}(\alpha_t)}{dt} = \mathcal{O}(\Gamma\omega)$, $\lambda_n^{\chi}(\alpha_t) = \mathcal{O}(\Gamma)$, $e^{\eta_n^{\chi}(t)} = \mathcal{O}(1)$ and $c_0^{\chi}(t) e^{\Lambda_0^{\chi}(t)} = \mathcal{O}(1)$, we obtain

$$\frac{d\tilde{c}_m^{\chi}(t)}{dt} = \mathcal{O}(e^{-\Lambda_m^{\chi}(t)\omega}), \quad (\text{C11})$$

and

$$\begin{aligned} c_m^{\chi}(t) e^{\Lambda_m^{\chi}(t)} &= \mathcal{O}(\omega \int_0^t ds e^{\Lambda_m^{\chi}(t) - \Lambda_m^{\chi}(s)}) \\ &= \mathcal{O}\left(\frac{\omega}{\Gamma}\right). \quad (\text{C12}) \end{aligned}$$

For $\chi = 0$, Eq. (C12) is also derived from

$$\rho^a(t) = \rho(t) - \rho_0(\alpha_t) = \sum_{m \neq 0} c_m(t) e^{\Lambda_m(t)} \rho_m(\alpha_t), \quad (\text{C13})$$

and Eqs. (25) and (27).

Appendix D: The validity of the adiabatic expansion

In the derivation of the QME with CGA, when going from Eq. (B5) to Eq. (B6), we used the following type of approximation:

$$\begin{aligned} & \int_t^{t+T} du \int_t^u ds G([\alpha]_s^u; s, u; t) \\ & \approx \int_t^{t+T} du \int_t^u ds G([\alpha]_t; s, u; t). \end{aligned} \quad (D1)$$

Here, $G([\alpha]_s^u; s, u, t) \sim e^{-(u-s)/\tau_B}$ and $[\alpha]_s^u = (\alpha_{t'})_{t'=s}^u$ is the control parameters trajectory and $[\alpha]_t$ is the trajectory which $\alpha_{t'} = \alpha_t$ ($s \leq t' \leq u$). Similarly, in the Bron-Markov approximation (BM), when going from Eq. (B15) to Eq. (1), we used

$$\int_0^t du G([\alpha]_u^t; u, t; t) \approx \int_{-\infty}^t du G([\alpha]_t; u, t; t). \quad (D2)$$

Considering the corrections of the above approximations, the QME are given by

$$\frac{d|\rho(t)\rangle\rangle}{dt} = \mathcal{K}(t)|\rho(t)\rangle\rangle, \quad (D3)$$

$$\mathcal{K}(t) = \hat{K}(\alpha_t) + \hat{K}'(t), \quad \hat{K}'(t) = \mathcal{O}(\Gamma\omega\tau_X), \quad (D4)$$

with $\omega = 2\pi/\tau$ and $\tau_X = \tau_{CG}$ for CGA; $\tau_X = \tau_B$ for BM. The corrections are also discussed in Ref. [31]. The discussions between Eq. (24) and Eq. (27) are correct after replacing $K(\alpha_t) \rightarrow \mathcal{K}(t)$, $\mathcal{R}(\alpha_t) \rightarrow \tilde{\mathcal{R}}(t)$ and $\rho_0(\alpha_t) \rightarrow \tilde{\rho}_0(t)$. Here, $\tilde{\rho}_0(t)$ and $\tilde{\mathcal{R}}(t)$ are defined by $\mathcal{K}(t)|\tilde{\rho}_0(t)\rangle\rangle = 0$ and $\tilde{\mathcal{R}}(t)\mathcal{K}(t) = 1 - |\tilde{\rho}_0(t)\rangle\rangle\langle\langle 1|$, respectively. Equation (25) is corrected to

$$\begin{aligned} |\tilde{\rho}^a(t)\rangle\rangle &= \tilde{\mathcal{R}}(t) \frac{d|\tilde{\rho}_0(t)\rangle\rangle}{dt} + \tilde{\mathcal{R}}(t) \frac{d|\tilde{\rho}^a(t)\rangle\rangle}{dt} \\ &= \sum_{n=1}^{\infty} \left[\tilde{\mathcal{R}}(t) \frac{d}{dt} \right]^n |\tilde{\rho}_0(t)\rangle\rangle \equiv \sum_{n=1}^{\infty} |\tilde{\rho}^{a(n)}(t)\rangle\rangle \end{aligned} \quad (D5)$$

with $\tilde{\rho}^a(t) \stackrel{\text{def}}{=} \rho(t) - \tilde{\rho}_0(t)$. The corrections are given by

$$\tilde{\rho}_0 = \rho_0[1 + \mathcal{O}(\omega\tau_X)], \quad \tilde{\mathcal{R}} = \mathcal{R}[1 + \mathcal{O}(\omega\tau_X)], \quad (D6)$$

and

$$\tilde{\rho}^{a(n)}(t) - \rho^{a(n)}(t) = \mathcal{O}\left(\left(\frac{\omega}{\Gamma}\right)^n \omega\tau_X\right). \quad (D7)$$

Next, we consider the reasonable range of n of $\rho^{a(n)}(t)$. Because $\rho^{a(n)}(t) = \mathcal{O}\left(\frac{\omega}{\Gamma}\right)^n$ and $\tilde{\rho}_0(t) - \rho_0(\alpha_t) = \mathcal{O}(\omega\tau_X)$, the reasonable range is $n \leq n_{\max}$, where n_{\max} is determined by

$$\left(\frac{\omega}{\Gamma}\right)^{n_{\max}+1} < \omega\tau_X \ll \left(\frac{\omega}{\Gamma}\right)^{n_{\max}}. \quad (D8)$$

Let us consider that reasonable concrete values of the parameters in our model (§III): $\omega = 10^p$ MHz, $\Gamma = 10 \mu\text{eV} = 0.116$ K, $1/\Gamma = 65.8$ ps, $\tau_{CG} = 1$ ps, and $\tau_B = 0.1$ ps. These values lead to

$$\omega\tau_{CG} = 10^{-6+p}, \quad \omega\tau_B = 10^{-7+p}, \quad \frac{\omega}{\Gamma} = 10^{-4.18+p}, \quad (D9)$$

and $n_{\max} = [\tilde{n}_{\max}]$ with

$$\tilde{n}_{\max} = \frac{-6+p}{-4.18+p} \text{ (CGA)}, \quad \frac{-7+p}{-4.18+p} \text{ (BM)}. \quad (D10)$$

Here, $[n]$ means the biggest integer below n . At $p = 0$, $\tilde{n}_{\max} = 1.44$ (CGA), 1.67 (BM) and at $p = 3$, $\tilde{n}_{\max} = 2.54$ (CGA), 3.39 (BM). The larger the nonadiabaticity ($\frac{\omega}{\Gamma}$), the larger n_{\max} becomes.

Appendix E: Proof of Eq. (31)

First, using Eqs. (24) and (23), we obtain $\langle\langle 1|W_\mu(\alpha)\mathcal{R}(\alpha)\hat{K}(\alpha) = \langle\langle 1|W_\mu(\alpha) - \lambda_0^\mu(\alpha)\rangle\langle 1|$. Next, $\langle\langle l_0(\alpha)| = \langle\langle 1|$, $\lambda_0(\alpha) = 0$, and Eqs. (4) and (22) lead to $\langle\langle l_0^\mu(\alpha)|\hat{K}(\alpha) = \lambda_0^\mu(\alpha)\langle\langle 1| - \langle\langle 1|W_\mu(\alpha)$. Hence $[\langle\langle 1|W_\mu(\alpha)\mathcal{R}(\alpha) + \langle\langle l_0^\mu(\alpha)|]\hat{K}(\alpha) = 0$ and it leads to Eq. (31). To prove Eq. (31) only Eq. (24) is required and $\hat{K}(\alpha)\mathcal{R}(\alpha) = 1 - |\rho_0(\alpha)\rangle\rangle\langle\langle 1|$ is not necessary. Additionally, the pseudoinverse of the real-time diagrammatic approach Eq. (39) satisfies

$$\sum_{\kappa} R_{\eta\kappa} K_{\kappa\zeta}^{(0)} = \delta_{\eta\zeta} - p_\eta^{(0)} \neq \sum_{\kappa} K_{\eta\kappa}^{(0)} R_{\kappa\zeta}, \quad (E1)$$

which corresponds to our

$$\mathcal{R}(\alpha)\hat{K}(\alpha) = 1 - |\rho_0(\alpha)\rangle\rangle\langle\langle 1| \neq \hat{K}(\alpha)\mathcal{R}(\alpha). \quad (E2)$$

Equation (31) is shown also as follows. Eq. (24) and $\langle\langle 1|\hat{K}(\alpha) = 0$ lead to $\hat{K}(\alpha)\mathcal{R}(\alpha)\hat{K}(\alpha) = \hat{K}(\alpha)$, which implies

$$\hat{K}(\alpha)\mathcal{R}(\alpha) = 1 - |\sigma(\alpha)\rangle\rangle\langle\langle 1|, \quad \langle\langle 1|\sigma(\alpha)\rangle\rangle = 1. \quad (E3)$$

Applying $\langle\langle 1|$ to Eq. (24), we obtain $\langle\langle 1|\mathcal{R}(\alpha)\hat{K}(\alpha) = 0$, which is equivalent to

$$\langle\langle 1|\mathcal{R}(\alpha) = \mathcal{C}(\alpha)\langle\langle 1|. \quad (E4)$$

By the way, differentiating Eq. (4) for $n = 0$ by $i\chi_\mu$, we obtain

$$\langle\langle l_0^\mu(\alpha)|\hat{K}(\alpha) + \langle\langle 1|\hat{K}^\mu(\alpha) = \langle\langle 1|\lambda_0^\mu(\alpha). \quad (E5)$$

Applying $\mathcal{R}(\alpha)$ to this equation and using Eqs. (E3) and (E4), we obtain^{47,58}

$$\langle\langle l_0^\mu(\alpha)| = -\langle\langle 1|\hat{K}^\mu(\alpha)\mathcal{R}(\alpha) + c_\mu(\alpha)\langle\langle 1|, \quad (E6)$$

$$c_\mu(\alpha) = \mathcal{C}(\alpha)\lambda_0^\mu(\alpha) + \langle\langle l_0^\mu(\alpha)|\sigma(\alpha)\rangle\rangle. \quad (E7)$$

Eq. (E6) becomes Eq. (31) because of Eq. (22). Particularly, Yuge⁵⁸ used

$$\mathcal{R}(\alpha) = -\lim_{s \rightarrow \infty} \int_0^s dt e^{\hat{K}(\alpha)t} (1 - |\rho_0(\alpha)\rangle\rangle\langle\langle 1|), \quad (E8)$$

which satisfies Eqs. (E3) and (E4) with $\sigma(\alpha) = \rho_0(\alpha)$, $\mathcal{C}(\alpha) = 0$ and Eq. (24) (in Ref. [58], $\mathcal{C}(\alpha)$ was incorrectly set to -1).

- * Electronic address: tokura.yasuhiro.ft@u.tsukuba.ac.jp
- ¹ D. J. Thouless, Phys. Rev. B **27**, 6083 (1983).
 - ² H. Pothier, P. Lafarge, C. Urbina, D. Esteve and M. H. Devoret, Europhys. Lett. **17**, 249 (1992).
 - ³ S. K. Watson, R. M. Potok, C. M. Marcus and V. Umansky, Phys. Rev. Lett. **91**, 258301 (2003).
 - ⁴ A. Fuhrer, C. Fasth, and L. Samuelson, Appl. Phys. Lett. **91**, 052109 (2007).
 - ⁵ M. Möttönen, J. J. Vartiainen and J. P. Pekola, Phys. Rev. Lett. **100**, 177201 (2008).
 - ⁶ M. R. Buitelaar, V. Kashcheyevs, P. J. Leek, V. I. Talyanski, C. G. Smith, D. Anderson, G. A. C. Jones, J. Wei and D. H. Cobden, Phys. Rev. Lett. **101**, 126803 (2008).
 - ⁷ C. Leicht, B. Kaestner, V. Kashcheyevs, P. Mirovsky, T. Weimann, K. Pierz, H. W. Schumacher, Physica E **42**, 911 (2010).
 - ⁸ F. Giazotto, P. Spathis, S. Roddaro, S. Biswas, F. Taddei, M. Governale and L. Sorba, Nature Phys. **7**, 857 (2011).
 - ⁹ B. Roche, R.-P. Riwar, B. Voisin, E. Dupont-Ferrier, R. Wacquez, M. Vinet, M. Sanquer, J. Splettstoesser and X. Jehl, Nat. Commun. **4**, 1581 (2013).
 - ¹⁰ F. Hoehne, Y. A. Pashkin, O. V. Astafiev, M. Möttönen, J. P. Pekola and J. S. Tsai, Phys. Rev. B **85**, 140504(R) (2012).
 - ¹¹ S. J. Chorley, J. Frake, C. G. Smith, G. A. C. Jones and M. R. Buitelaar, Appl. Phys. Lett. **100**, 143104 (2012).
 - ¹² L. Fricke, M. Wulf, B. Kaestner, F. Hohls, P. Mirovsky, B. Mackrodt, R. Dolata, T. Weimann, K. Pierz, U. Siegner and H. W. Schumacher, Phys. Rev. Lett. **112**, 226803 (2014).
 - ¹³ B. Kaestner and V. Kashcheyevs, Rep. Prog. Phys. **78**, 103901 (2015).
 - ¹⁴ P. W. Brouwer, Phys. Rev. B **58**, 10135(R) (1998).
 - ¹⁵ J. E. Avron, A. Elgart, G. M. Graf, and L. Sadun, Phys. Rev. B **62**, R10618(R) (2000).
 - ¹⁶ A. Andreev and A. Kamenev, Phys. Rev. Lett. **85**, 1294 (2000).
 - ¹⁷ Y. Makhlin and A. D. Mirlin, Phys. Rev. Lett. **87**, 276803 (2001).
 - ¹⁸ M. L. Polianski, M. G. Vavilov and P. W. Brouwer, Phys. Rev. B **65**, 245314 (2002).
 - ¹⁹ M. Moskalets and M. Büttiker, Phys. Rev. B **64**, 201305(R) (2001).
 - ²⁰ T. A. Shutenko, I. L. Aleiner and B. L. Altshuler, Phys. Rev. B **61**, 10366 (2000).
 - ²¹ Y. Wei, J. Wang and H. Guo, Phys. Rev. B **62**, 9947 (2000).
 - ²² Y. Levinson, O. Entin-Wohlman and P. Wölfe, Physica A **302**, 335 (2001).
 - ²³ T. Aono, Phys. Rev. B **67**, 155303 (2003).
 - ²⁴ T. Aono, Phys. Rev. Lett. **93**, 116601 (2004).
 - ²⁵ A. Schiller and A. Silva, Phys. Rev. B **77**, 045330 (2008).
 - ²⁶ J. Splettstoesser, M. Governale, J. König and R. Fazio, Phys. Rev. Lett. **95**, 246803 (2005).
 - ²⁷ E. Sela and Y. Oreg, Phys. Rev. Lett. **96**, 166802 (2006).
 - ²⁸ D. Fioretto and A. Silva, Phys. Rev. Lett. **100**, 236803 (2008).
 - ²⁹ J. Splettstoesser, M. Governale, J. König and R. Fazio, Phys. Rev. B **74**, 085305 (2006).
 - ³⁰ Nina Winkler, M. Governale and J. König, Phys. Rev. B **79**, 235309 (2009).
 - ³¹ F. Cavaliere, M. Governale and J. König, Phys. Rev. Lett. **103**, 136801 (2009).
 - ³² Roman-Pascal Riwar and J. Splettstoesser, Phys. Rev. B **82**, 205308 (2010).
 - ³³ F. Reckermann, J. Splettstoesser and Maarten R. Wegewijs, Phys. Rev. Lett. **104**, 226803 (2010).
 - ³⁴ H. L. Calvo, L. Classen, J. Splettstoesser and M. R. Wegewijs, Phys. Rev. B **86**, 245308 (2012).
 - ³⁵ S. Juergens, F. Haupt, M. Moskalets and J. Splettstoesser, Phys. Rev. B **87**, 245423 (2013).
 - ³⁶ N. Winkler, M. Governale and J. König, Phys. Rev. B **87**, 155428 (2013).
 - ³⁷ C. Timm, Phys. Rev. B **77**, 195416 (2008).
 - ³⁸ S. Koller, M. Grifoni, M. Leijnse, M. R. Wegewijs, Phys. Rev. B **82**, 235307 (2010).
 - ³⁹ H. P. Breuer and F. Petruccione, *The Theory of Open Quantum Systems* (Oxford University Press, Oxford, 2002).
 - ⁴⁰ L. S. Levitov and G. B. Lesovik, Teor. Fiz **58**, 225 (1993)[JETP Lett **58**, 230 (1993)].
 - ⁴¹ Y. Utsumi, Phys. Rev. B **75**, 035333 (2007).
 - ⁴² M. Esposito, U. Harbola and Shaul Mukamel, Rev. Mod. Phys. **81**, 1665 (2009).
 - ⁴³ T. Yuge, T. Sagawa, A. Sugita and H. Hayakawa, Phys. Rev. B **86**, 235308 (2012).
 - ⁴⁴ M. V. Berry, Proc. R Soc. A **392**, 45 (1984).
 - ⁴⁵ N. A. Sinitsyn and I. Nemenman, Europhys. Lett. **77**, 58001 (2007).
 - ⁴⁶ J. Ren, P. Hänggi and B. Li, Phys. Rev. Lett. **104**, 170601 (2010).
 - ⁴⁷ T. Sagawa and H. Hayakawa, Phys. Rev. E **84**, 051110 (2011).
 - ⁴⁸ T. Yuge, T. Sagawa, A. Sugita, H. Hayakawa, J. Stat. Phys. **153**, 412 (2013).
 - ⁴⁹ A. Suarez, R. Silbey and I. Oppenheim, J. Chem. Phys. **97**, 5101 (1992).
 - ⁵⁰ G. Schaller, T. Brandes, Phys. Rev. A **78**, 022106 (2008).
 - ⁵¹ C. Majenz, T. Albash, H. P. Breuer, and D. A. Lidar, Phys. Rev. A **88**, 012103 (2013).
 - ⁵² C. Uchiyama, Phys. Rev. E **89**, 052108 (2014).
 - ⁵³ K. Watanabe and H. Hayakawa, Prog. Theor. Exp. Phys. **2014**, 113A01 (2014).
 - ⁵⁴ U. Fano, Phys. Rev. **131**, 259 (1963).
 - ⁵⁵ M. S. Sarandy and D. A. Lidar, Phys. Rev. A **71**, 012331 (2005).
 - ⁵⁶ Xin-Qi Li, J. Luo, Yong-Gang Yang, P. Cui and Y. J. Yan, Phys. Rev. B **71**, 205304 (2005).
 - ⁵⁷ R. Yoshii and H. Hayakawa, arXiv: 1312.3772.
 - ⁵⁸ T. Yuge, J. Phys. A: Math. Theor. **47**, 505002 (2014).
 - ⁵⁹ G.-C. Wick, A. S. Wightman and E. P. Wigner, Phys. Rev. D **1**, 3267 (1970).
 - ⁶⁰ W. H. Zurek, Phys. Rev. D **26**, 1862 (1982).
 - ⁶¹ D. Giulini, C. Kiefer and H. D. Zeh, Phys. Lett. A **199** 291 (1995).