

Calculating the chiral condensate diagrammatically at strong coupling

Alexander S. Christensen

Niels Bohr Institute, Blegdamsvej 17, 2100 Copenhagen, Denmark

E-mail: xander@nbi.dk

Joyce C. Myers*

Niels Bohr Institute, Blegdamsvej 17, 2100 Copenhagen, Denmark

E-mail: jcmyers@nbi.dk

Peter D. Pedersen

Niels Bohr Institute, Blegdamsvej 17, 2100 Copenhagen, Denmark

E-mail: peter.pedersen@nbi.dk

Jan Rosseel

Vienna University of Technology, Wiedner Hauptstr., 8-10/136, A-1040 Vienna, Austria

E-mail: rosseelj@hep.itp.tuwien.ac.at

We calculate the chiral condensate of QCD at infinite coupling as a function of the number of fundamental fermion flavours using a lattice diagrammatic approach inspired by recent work of Tomboulis, and other work from the 80's. We outline the approach where the diagrams are formed by combining a truncated number of sub-diagram types in all possible ways. Our results show evidence of convergence and agreement with simulation results at small N_f . However, contrary to recent simulation results, we do not observe a transition at a critical value of N_f . We further present preliminary results for the chiral condensate of QCD with symmetric or adjoint representation fermions as a function of N_f for $N_c = 3$. In general, there are sources of error in this approach associated with miscounting of overlapping diagrams, and over-counting of diagrams due to symmetries. These are further elaborated upon in a longer paper.

The 32nd International Symposium on Lattice Field Theory,

23-28 June, 2014

Columbia University New York, NY

*Speaker.

1. Introduction

Lattice diagrammatic techniques can be valuable tools to obtain insight into the strong coupling limit of QCD and related theories. We consider a particular diagrammatic approach which was introduced in the 80's to study chiral symmetry breaking in QCD at infinite coupling, as $N_f \rightarrow 0$, in [1], and then further developed in [2]. More recently this approach has been picked up again to address the question of chiral symmetry restoration in the case of QCD with a large number of fermion flavours N_f . In particular, the simulation results in [3] for the chiral condensate at infinite coupling as a function of N_f show evidence of a first order transition to a chiral symmetry restored phase at a critical value of $N_f \sim 13$ staggered flavours. Although such a transition is well documented at more moderate coupling strengths, its presence at infinite coupling came as a surprise, because analytical calculations based on a $1/d$ expansion [4], or mean field [5], suggested that chiral symmetry would remain broken for all N_f at infinite coupling. The lattice diagrammatic technique of [1, 2] was then reintroduced and extended to account for contributions arising at nonzero N_f in [6]. There are two solutions for the normalised chiral condensate as a function of N_f obtained in [6]. One of these solutions matches onto [2] in the $N_f \rightarrow 0$ limit, where the normalised chiral condensate goes to ~ 0.66 as $N_f \rightarrow 0$, then increases in magnitude as N_f increases. The other solution goes to infinity as $N_f \rightarrow 0$, and decreases as a function of N_f . For both solutions, there is a common critical value of $N_f \sim 10.7$, beyond which only complex solutions for the chiral condensate exist. It would be good to understand this better. The idea of this note, and of our recent longer paper in [7], is to develop a procedure, inspired by [6], which can be used to calculate the chiral condensate by collecting the contributions from all possible diagrams which can be formed out of a truncated number of sub-diagram types.

2. $\langle \bar{\psi}\psi \rangle$ at $g = \infty$

As in [6], we begin by generalising the procedure in [2] to incorporate contributions which arise at nonzero N_f . The iterative procedure we employ to generalise [2] is different from that of [6], and we summarise it below using the notation of [2, 6].

Integrating out the fermion fields puts the chiral condensate in the form

$$\langle \bar{\psi}(x)\psi(x) \rangle = - \lim_{m \rightarrow 0} \text{tr} \left[\frac{\int dU \det [1 + K^{-1}M(U)] \left[[1 + K^{-1}M(U)]^{-1} K^{-1} \right]_{xx}}{\int dU \det [1 + K^{-1}M(U)]} \right], \quad (2.1)$$

with

$$M_{xy} \equiv \frac{1}{2} \sum_{\mu} [\gamma_{\mu} U_{\mu}(x) \delta_{y,x+\hat{\mu}} - \gamma_{\mu} U_{\mu}^{\dagger}(x - \hat{\mu}) \delta_{y,x-\hat{\mu}}], \quad K_{xy} = m \mathbb{I}_{N_f} \mathbb{I}_{N_c} \delta_{xy}. \quad (2.2)$$

for $\mu = 1, \dots, d$. The form of $\langle \bar{\psi}\psi \rangle$ in (2.1) suggests expanding in powers of $K^{-1}M$, resulting in

$$\det [1 + K^{-1}M] = \text{exptr} \left[\sum_{n=1}^{\infty} \frac{(-1)^{n+1}}{n} (K^{-1}M)^n \right], \quad (2.3)$$

$$\left[[1 + K^{-1}M]^{-1} K^{-1} \right]_{xx} = \frac{1}{m} \left[\sum_{n=0}^{\infty} (-1)^n (K^{-1}M)^n \right]_{xx}. \quad (2.4)$$

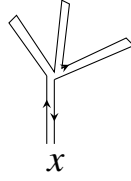
The presence of the trace in (2.3) and (2.1) allows for simplifications using $\text{tr} [\text{odd \# of } \gamma_\mu \text{'s}] = 0$, such that only contributions from terms with $(K^{-1}M)^n$ for n even are nonzero. In addition, due to the $SU(N_c)$ integrals over the U 's, the only nonzero diagrams are those where each link has $U^m U^{\dagger n}$, for some m, n , such that $m - n \equiv 0 \pmod{N_c}$.

Following [2] the normalised chiral condensate can be put in the form

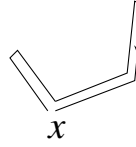
$$\frac{1}{N_s N_f N_c} \langle \bar{\psi}\psi \rangle = - \lim_{m \rightarrow 0} \frac{1}{m} \sum_{L=0}^{\infty} (-1)^L \frac{A(L)}{(2m)^{2L}}, \quad (2.5)$$

where $A(L)$ is the contributions from all graphs with $2L$ links which start and end at some site x . A general graph can be built out of irreducible graphs with less links (if the graph is not already irreducible). Specifically, an irreducible graph cannot be separated into smaller graphs which start and end at x .

Irreducible





Reducible



To obtain the contribution of all general diagrams $A(L)$ with $2L$ links, it is necessary to take all possible combinations of irreducible graphs $I(l)$ of $2l$ links, which form a diagram of $2L$ links,

$$A(L) = \sum_{l=1}^L I(l)A(L-l), \quad L \geq 1; \quad A(0) = 1, \quad (2.6)$$

where the irreducible graphs can begin with an area-0 contribution, a) , or an area 1 base diagram, such as b) , or The first four $I(l)$ are

$$I(1) = \begin{array}{c} \diagup \\ | \\ \diagdown \end{array} = I_a(1) = 2d, \quad I(2) = \begin{array}{c} \diagup \\ | \\ \diagdown \end{array} \begin{array}{c} \diagup \\ \diagdown \end{array} = I_a(2) = 2d [I_a(1) \hat{a}_0], \quad (2.7)$$



$$I(3) = \begin{array}{c} \diagup \\ | \\ \diagdown \end{array} \begin{array}{c} \diagup \\ \diagdown \end{array} \begin{array}{c} \diagup \\ \diagdown \end{array} + \begin{array}{c} \diagup \\ | \\ \diagdown \end{array} \begin{array}{c} \diagup \\ \diagdown \end{array} \begin{array}{c} \diagup \\ \diagdown \end{array} = I_a(3) = 2d [I_a(2) \hat{a}_0 + I_a(1)^2 \hat{a}_0^2], \quad (2.8)$$

$$I(4) = \begin{array}{c} \diagup \\ | \\ \diagdown \end{array} \begin{array}{c} \diagup \\ \diagdown \end{array} \begin{array}{c} \diagup \\ \diagdown \end{array} \begin{array}{c} \diagup \\ \diagdown \end{array} + \begin{array}{c} \diagup \\ | \\ \diagdown \end{array} \begin{array}{c} \diagup \\ \diagdown \end{array} \begin{array}{c} \diagup \\ \diagdown \end{array} \begin{array}{c} \diagup \\ \diagdown \end{array} + 2 \begin{array}{c} \diagup \\ | \\ \diagdown \end{array} \begin{array}{c} \diagup \\ \diagdown \end{array} \begin{array}{c} \diagup \\ \diagdown \end{array} \begin{array}{c} \diagup \\ \diagdown \end{array} + \begin{array}{c} \diagup \\ | \\ \diagdown \end{array} \begin{array}{c} \diagup \\ \diagdown \end{array} \begin{array}{c} \diagup \\ \diagdown \end{array} \begin{array}{c} \diagup \\ \diagdown \end{array} + \begin{array}{c} \square \end{array} \quad (2.9)$$

$$= I_a(4) + I_b(4) = 2d [I_a(3) \hat{a}_0 + 2I_a(1)I_a(2) \hat{a}_0^2 + I_a(1)^3 \hat{a}_0^3] - 4d(d-1) \frac{N_f}{N_c},$$

...

$$(2.10)$$

We have defined $I_a(l)$ as all irreducible graphs of length $2l$ starting with a) , $I_b(l)$ as all irreducible graphs of length $2l$ starting with b) , etc. The \hat{x}_n are defined as $\hat{x}_n \equiv \frac{x_n}{d_x}$, where x_n is the number of ways of attaching a type x diagram to an area n diagram, defined to reduce over-counting, and d_x is the total dimensionality of a type x diagram. For example, $\hat{a}_0 = \frac{2d-1}{2d}$, $\hat{b}_0 = \frac{4(d-1)^2}{4d(d-1)}$. More \hat{x}_n are defined in appendix A of [7]. In general the $I(l)$ can thus be put in the form



$$I(l) = 2dF_0(l-1) - 4d(d-1)\frac{N_f}{N_c}F_1(l-4)^7 + \dots, \quad \text{with } I(0) = 0, \quad (2.11)$$

where $F_n(L)$ represents all possible graphs of length $2L$ which start and end on a site on a base diagram of area n . The F_n are composed of all possible combinations of irreducible graphs which add up to $2L$ links,

$$F_n(L) = \sum_{\substack{l_i=1,2,\dots, \\ k_j=4,8,\dots, \\ \sum l_i+k_j=L-1}} I_a(l_1)I_a(l_2)\dots I_a(l_p)I_b(k_1)I_b(k_2)\dots I_b(k_q)\dots \hat{a}_n^p \hat{b}_n^q \dots, \quad \text{with } F_n(0) = 1. \quad (2.12)$$

The generating function for all irreducible graphs, including the mass dependence, is

$$W_I = \sum_{l=0}^{\infty} \left(-\frac{1}{4m^2} \right)^l I(l) = W_a + W_b + \dots, \quad (2.13)$$

where W_a is all irreducible graphs starting with an a -type base diagram , W_b is all irreducible graphs starting with a b -type base diagram , etc. Using (2.12) and (2.11) gives

$$W_a = 2dx \sum_{n=0}^{\infty} \left[\hat{a}_0 W_a + \hat{b}_0 W_b + \dots \right]^n = \frac{2dx}{1 - \hat{a}_0 W_a - \hat{b}_0 W_b - \dots}, \quad (2.14)$$

$$W_b = -4d(d-1)\frac{N_f}{N_c}x^4 \left[\sum_{n=0}^{\infty} \left[\hat{a}_1 W_a + \hat{b}_1 W_b + \dots \right]^n \right]^7 = \frac{-4d(d-1)\frac{N_f}{N_c}x^4}{(1 - \hat{a}_1 W_a - \hat{b}_1 W_b - \dots)^7}, \quad (2.15)$$

$$\dots, \quad (2.16)$$

where $x \equiv -\frac{1}{4m^2}$ and the “...” contain irreducible graphs starting with higher order (in $\frac{1}{m}$) base diagrams. The chiral condensate is obtained by taking all possible combinations of all possible irreducible diagrams. That is

$$\frac{\langle \bar{\psi}\psi \rangle}{N_s N_f N_c} = \lim_{m \rightarrow 0} \frac{1}{m} \left(\frac{1}{1 - W_I} \right). \quad (2.17)$$

It is possible to obtain a simpler system of equations than (2.14) - (2.16) by working in the massless limit. One can introduce the variables $g_x \equiv -\frac{2mW_x}{d_x}$, such that, taking $m \rightarrow 0$,

$$g_a = \frac{1}{a_0 g_a + b_0 g_b + \dots}, \quad g_b = \frac{\frac{N_f}{N_c}}{(a_1 g_a + b_1 g_b + \dots)^7}, \quad g_c = \frac{\frac{N_f}{N_c}}{(a_2 g_a + b_2 g_b + \dots)^{11}}, \quad \dots \quad (2.18)$$

The chiral condensate can then be obtained from $g \equiv d_a g_a + d_b g_b + \dots$, using

$$\frac{\langle \bar{\psi}\psi \rangle}{N_s N_f N_c} = \frac{2}{g}. \quad (2.19)$$

The prefactors in the numerators of (2.18), and the powers of the quantity in the denominators need to be determined for each diagram type. The total contribution of a diagram includes

- A factor $\frac{1}{i!} (-N_f N_s)^i$, for a number i , of overlapping closed internal loops,
- A mass factor $(-\frac{1}{4m^2})^n$, for n pairs of links,
- $(-1)^k$ for k permutations of γ matrices,
- A factor containing the result obtained by performing the group integrations,
- A factor containing the dimensionality of the graph.

Group integrals for overlapping links of the form $\uparrow\downarrow$, or $\uparrow\uparrow\downarrow\downarrow$ are nonzero $\forall N_c$, given by [8, 9, 10, 11]

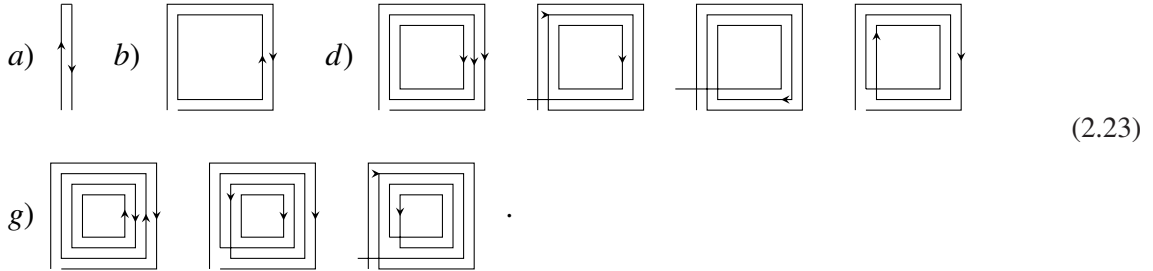
$$\int_{\text{SU}(N_c)} dU U_a^b (U^\dagger)_c^d = \frac{1}{N_c} \delta_a^d \delta_c^b, \quad (2.20)$$

$$\begin{aligned} \int_{\text{SU}(N_c)} dU U_{a_1}^{b_1} U_{a_2}^{b_2} (U^\dagger)_{c_1}^{d_1} (U^\dagger)_{c_2}^{d_2} &= \frac{1}{2N_c(N_c+1)} \left(\delta_{a_1}^{d_1} \delta_{a_2}^{d_2} + \delta_{a_1}^{d_2} \delta_{a_2}^{d_1} \right) \left(\delta_{c_1}^{b_1} \delta_{c_2}^{b_2} + \delta_{c_1}^{b_2} \delta_{c_2}^{b_1} \right) \\ &+ \frac{1}{2N_c(N_c-1)} \left(\delta_{a_1}^{d_1} \delta_{a_2}^{d_2} - \delta_{a_1}^{d_2} \delta_{a_2}^{d_1} \right) \left(\delta_{c_1}^{b_1} \delta_{c_2}^{b_2} - \delta_{c_1}^{b_2} \delta_{c_2}^{b_1} \right). \end{aligned} \quad (2.21)$$

For finite N_c , for example $\uparrow\uparrow\downarrow\downarrow$ for $SU(3)$, integrals of the form

$$\int_{\text{SU}(N_c)} dU U_{a_1}^{b_1} \dots U_{a_{N_c}}^{b_{N_c}} = \frac{1}{N_c!} \epsilon_{a_1 \dots a_{N_c}} \epsilon^{b_1 \dots b_{N_c}}. \quad (2.22)$$

are needed. These rules are sufficient to evaluate the diagrams we will use, including



The specific contributions of these (and other) diagrams are given in [7].

3. Group integration with Young Projectors

To calculate higher order diagrams one needs to evaluate integrals of the general form

$$I_n \equiv \int_{\text{SU}(N_c)} dU U_{\alpha_1}^{\beta_1} \dots U_{\alpha_n}^{\beta_n} (U^\dagger)_{\gamma_1}^{\delta_1} \dots (U^\dagger)_{\gamma_n}^{\delta_n} \quad (3.1)$$

Any nonzero integral including some combination of U , U^\dagger can be converted to this form using $U_{a_1}^{b_1} = \frac{1}{(N-1)!} \epsilon_{a_1 a_2 \dots a_N} \epsilon^{b_1 b_2 \dots b_N} (U^\dagger)_{b_2}^{a_2} \dots (U^\dagger)_{b_N}^{a_N}$ and $(U^\dagger)_{a_1}^{b_1} = \frac{1}{(N-1)!} \epsilon_{a_1 a_2 \dots a_N} \epsilon^{b_1 b_2 \dots b_N} U_{b_2}^{a_2} \dots U_{b_N}^{a_N}$. Calculating the direct product of n U 's (U^\dagger 's) leads to a direct sum of representations R (S). The integral can be obtained from the Young Projectors \mathbb{P} of these representations using [11]

$$\int_{\text{SU}(N_c)} dU R_a^b (S^\dagger)_c^d = \frac{1}{d_R} (\mathbb{P}^R)_a^d (\mathbb{P}^S)_c^b \delta_{RS}. \quad (3.2)$$

Consider for example the integral in (3.1) with $n = 2$. The direct product $\mathbf{N}_c \otimes \mathbf{N}_c$ is

$$\boxed{\alpha_1} \otimes \boxed{\alpha_2} = \boxed{\alpha_1 \alpha_2} \oplus \boxed{\begin{matrix} \alpha_1 \\ \alpha_2 \end{matrix}}. \quad (3.3)$$

The Young projectors are thus formed by symmetrising, and antisymmetrising in α_1 and α_2 ,

$$\mathbb{P}_{\alpha_1 \alpha_2}^S \beta_1 \beta_2 = \frac{1}{2} \left(\delta_{\alpha_1}^{\beta_1} \delta_{\alpha_2}^{\beta_2} + \delta_{\alpha_1}^{\beta_2} \delta_{\alpha_2}^{\beta_1} \right), \quad \mathbb{P}_{\alpha_1 \alpha_2}^{AS} \beta_1 \beta_2 = \frac{1}{2} \left(\delta_{\alpha_1}^{\beta_1} \delta_{\alpha_2}^{\beta_2} - \delta_{\alpha_1}^{\beta_2} \delta_{\alpha_2}^{\beta_1} \right). \quad (3.4)$$

The resulting integral is

$$I_2 = \frac{2}{N_c(N_c + 1)} \mathbb{P}_{\alpha_1 \alpha_2}^S \delta_1 \delta_2 \mathbb{P}_{\gamma_1 \gamma_2}^S \beta_1 \beta_2 + \frac{2}{N_c(N_c - 1)} \mathbb{P}_{\alpha_1 \alpha_2}^{AS} \delta_1 \delta_2 \mathbb{P}_{\gamma_1 \gamma_2}^{AS} \beta_1 \beta_2. \quad (3.5)$$

More involved examples (I_3, I_4) are worked out in [7].

4. Higher dimensional representations

Higher dimensional representations can be written in terms of the fundamental and anti-fundamental. For example, the symmetric $(U^S)_a{}^b$, for $a, b = 1, \dots, d_S$, is given by

$$(U^S)_{(\alpha_1 \alpha_2)}^{(\beta_1 \beta_2)} = (\mathbb{P}^S)_{\alpha_1 \alpha_2}{}^{\gamma_1 \gamma_2} U_{\gamma_1}{}^{\delta_1} U_{\gamma_2}{}^{\delta_2} (\mathbb{P}^S)_{\delta_1 \delta_2}{}^{\beta_1 \beta_2} = \frac{1}{2} \left(U_{\alpha_1}{}^{\beta_1} U_{\alpha_2}{}^{\beta_2} + U_{\alpha_1}{}^{\beta_2} U_{\alpha_2}{}^{\beta_1} \right). \quad (4.1)$$

The antisymmetric $(U^{AS})_m{}^n$, for $m, n = 1, \dots, d_{AS}$, is given by

$$(U^{AS})_{[\alpha_1 \alpha_2]}^{[\beta_1 \beta_2]} = (\mathbb{P}^{AS})_{\alpha_1 \alpha_2}{}^{\gamma_1 \gamma_2} U_{\gamma_1}{}^{\delta_1} U_{\gamma_2}{}^{\delta_2} (\mathbb{P}^{AS})_{\delta_1 \delta_2}{}^{\beta_1 \beta_2} = \frac{1}{2} \left(U_{\alpha_1}{}^{\beta_1} U_{\alpha_2}{}^{\beta_2} - U_{\alpha_1}{}^{\beta_2} U_{\alpha_2}{}^{\beta_1} \right). \quad (4.2)$$

The adjoint $(U^A)_a{}^b$, for $a, b = 1, \dots, d_{Adj}$, can be written as

$$(U^A)_a{}^b = 2 \text{Tr} \left(U t_a U^\dagger t^b \right), \quad (4.3)$$

where the t_a are fundamental generators of $SU(N_c)$ normalised as $\text{Tr}(t_a t_b) = \frac{1}{2} \delta_{ab}$. For integrals with higher dimensional representation links in the form $\uparrow\uparrow$, it is sufficient to use

$$\int_{SU(N)} dU (U^R)_a{}^b (U^{R\dagger})_c{}^d = \frac{1}{d_R} \delta_a{}^d \delta_c{}^b. \quad (4.4)$$

Further considering the adjoint, we are in general interested in integrals with links of the form $\uparrow\uparrow \cdots \uparrow\uparrow$, for n lines, that is

$$\begin{aligned} I_n^A &\equiv \int dU U_{a_1}{}^{b_1} \cdots U_{a_n}{}^{b_n} \\ &= 2^n (t_{a_1})_{\beta_1}{}^{\gamma_1} (t^{b_1})_{\delta_1}{}^{\alpha_1} \cdots (t_{a_n})_{\beta_n}{}^{\gamma_n} (t^{b_n})_{\delta_n}{}^{\alpha_n} \int dU U_{\alpha_1}{}^{\beta_1} \cdots U_{\alpha_n}{}^{\beta_n} U_{\gamma_1}{}^{\dagger \delta_1} \cdots U_{\gamma_n}{}^{\dagger \delta_n} \end{aligned} \quad (4.5)$$

For example, for $n = 3$, evaluating the fundamental integral and simplifying using the identity $t_a t_b = \frac{1}{2N} \delta_{ab} \mathbf{1}_N + \frac{1}{2} d_{abc} t_c + \frac{i}{2} f_{abc} t_c$, results in

$$I_3^A = \frac{N_c}{(N_c^2 - 1)(N_c^2 - 4)} d_{a_1 a_2 a_3} d^{b_1 b_2 b_3} + \frac{1}{N_c(N_c^2 - 1)} f_{a_1 a_2 a_3} f^{b_1 b_2 b_3}. \quad (4.6)$$

where $i f_{abc} = 2 \text{Tr}([t_a, t_b] t_c)$, $d_{abc} = 2 \text{Tr}(\{t_a, t_b\} t_c)$.

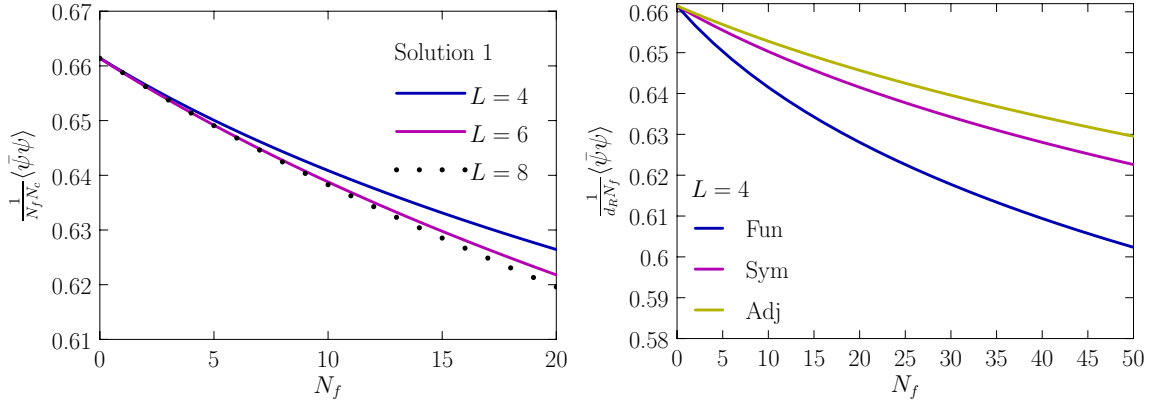


Figure 1: $\frac{1}{N_f d_R} \langle \bar{\psi} \psi \rangle$ vs. N_f at $g = \infty$ including area 1 sub-diagrams up to order $\left(\frac{1}{m^2}\right)^L$ for $L = 4, 6, 8$ with fermions in the fundamental representation (left), and comparing the fundamental, symmetric, and adjoint, including sub-diagrams up to $L = 4$ (right).

5. Results

Results for the normalised chiral condensate $\frac{1}{N_f d_R} \langle \bar{\psi} \psi \rangle$ are plotted in Figure 1. The solution plotted is that which goes to the result of [2, 12] in the $N_f \rightarrow 0$ limit. A more detailed analysis of results is presented in [7]. A remarkable feature of these results is that as N_f is increased, the chiral condensate decreases very slowly and approaches zero as $N_f \rightarrow \infty$. Unlike in [3, 6], there is no indication of discontinuity in any of the solutions obtained. However, we cannot rule out that the preferred solution changes at some critical N_f . There are sources of error associated with this approach including mis-counting of overlapping diagrams, and over-counting due to symmetries. These need to be quantified. For details see [7].

References

- [1] J. M. Blairon, R. Brout, F. Englert and J. Greensite, Nucl. Phys. B **180** (1981) 439.
- [2] O. Martin and B. Siu, Phys. Lett. B **131** (1983) 419.
- [3] P. de Forcrand, S. Kim and W. Unger, JHEP **1302** (2013) 051 [arXiv:1208.2148 [hep-lat]].
- [4] H. Kluberg-Stern, A. Morel and B. Petersson, Nucl. Phys. B **215** (1983) 527.
- [5] P. H. Damgaard, D. Hochberg and N. Kawamoto, Phys. Lett. B **158** (1985) 239.
- [6] E. T. Tomboulis, Phys. Rev. D **87** (2013) 034513 [arXiv:1211.4842 [hep-lat]].
- [7] A. S. Christensen, J. C. Myers, P. D. Pedersen and J. Rosseel, arXiv:1410.0541 [hep-lat].
- [8] K. G. Wilson, “Quarks and Strings on a Lattice,” CLNS-321.
- [9] I. Bars and F. Green, Phys. Rev. D **20** (1979) 3311.
- [10] M. Creutz, Cambridge, Uk: Univ. Pr. (1983) 169 P. (Cambridge Monographs On Mathematical Physics)
- [11] P. Cvitanovic, Princeton, USA: Univ. Pr. (2008) 273 p
- [12] P. de Forcrand and S. Kim, Phys. Lett. B **645** (2007) 339 [hep-lat/0608012].