

Coalescence model for crumpled globules formed in polymer collapse

Guy Bunin and Mehran Kardar

Massachusetts Institute of Technology, Department of Physics, Cambridge, Massachusetts 02139, USA
(Date textdate; Received textdate; Revised textdate; Accepted textdate; Published textdate)

The rapid collapse of a polymer, due to external forces or changes in solvent, yields a long-lived ‘crumpled globule.’ The conjectured fractal structure shaped by hierarchical collapse dynamics has proved difficult to establish, even with large simulations. To unravel this puzzle, we study a coarse-grained model of in-falling spherical blobs that coalesce upon contact. Distances between pairs of monomers are assigned upon their initial coalescence, and do not ‘equilibrate’ subsequently. Surprisingly, the model reproduces quantitatively the dependence of distance on segment length, suggesting that the slow approach to scaling is related to the wide distribution of blob sizes.

The rapid collapse of a polymer into a dense globule, is a long-standing problem [1–12]. Such a collapse may be triggered by changes in solvent quality, causing the polymer to reduce its solvent–exposed surface area by forming a dense globule. A polymer may also be condensed by active forces, as in the rearrangement of DNA by proteins in the cell nucleus [2]. The rapid collapse does not allow sufficient time for formation of topological entanglements which abound in an equilibrated compact globule [1–4, 6, 13]. It is suggested [1] that during collapse segments of the polymer initially condense to sphere-like ‘blobs,’ which coarsen upon contact to form larger blobs. At any given time during the process the state is then assumed to be characterized by a single length scale [1, 7–9]; e.g., the typical size of the blobs or the width of the tube connecting the blobs (see, e.g. Fig. 1(a) [14].) A central assumption is that when two blobs coalesce they remain more or less segregated within the newly formed structure. This is due to the slow relaxation processes within blobs, and due to topological constraints which prevent polymer segments forming the blobs from freely mixing – unlike a melt of independent polymer segments with open ends [1, 15–20]. The final configuration is thus predicted to be a constant density, self-similar, hierarchical structure, known as the ‘crumpled’ or ‘fractal globule’ [1–6, 11]. The end-to-end distance r_m of segments of length m in the resulting globule is predicted to scale as $r_m \sim m^{1/d}$ in d space dimensions (throughout the paper $d = 3$). This is in contrast to the equilibrium state reached at much later times [10], where $r_m \sim m^{1/2}$ for small m , saturating at the globule size $r_{\max} = N^{1/d}$, where N is the length of the polymer [21].

These predictions have been tested in several simulations of polymer compaction [2, 4–6, 11], which generally confirm that the rapidly collapsed state is not entangled, and indeed different from the equilibrium globule. However, they do not agree upon its fractal nature. In particular, the expected scaling $r_m \sim m^{1/d}$ has not been conclusively confirmed, even with the largest size simulations (recently extended to polymers of up to 250,000 monomers [6, 22]). This implies either a very large crossover scale before fractal behavior to clearly manifested, or else that the collapsed state is not strictly

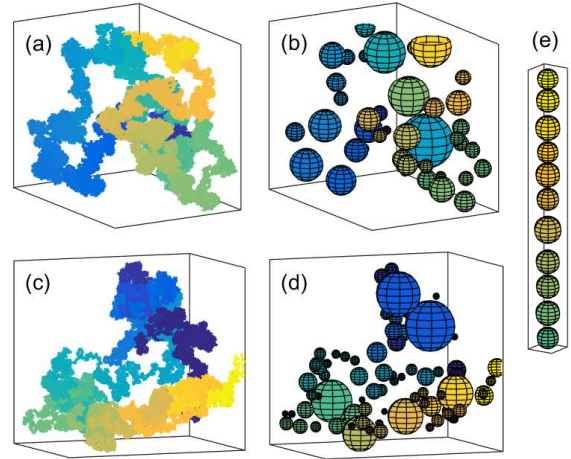


FIG. 1. The Coalescence Model combines a simulation of coalescing spherical drops (b,d,e), with estimates for distances between monomer pairs in final structure. MD simulations (a,c) with initial conditions identical to (b,d) are shown. Initial conditions are SAW for (a,b), RW for (c,d), and 1D for (e). All panels show parts of the full systems. Colors show position of monomers along the polymer, or average position for drops.

self-similar. The large finite-size effects are at least partly explained by partial mixing of short polymer segments, for which the topological constraints do not apply [1, 15–20, 22]. More generally, various protocols for constructing crumpled globules have been suggested [2, 4–6, 12, 22], and it is not clear if the different procedures yield the same state. Settling these issues seems to require even larger simulations, or new theoretical insights.

To this end, we propose a coarse-grained model for the crumpled globule formed by polymer collapse, focusing here on active compression. The evolution of blobs is modeled by drop coalescence, while distances between monomers in the final crumpled state are assigned without keeping track of their individual positions. This builds upon the topological segregation of blobs, and the slowness of subsequent internal rearrange-

ments, and should apply at scales beyond which these conditions hold. The results highlight a different, dynamical source of slow convergence to a self-similar state, and draw connections to the physics of coagulation and drop-coalescence. In particular, the assumption of single length-scale during the collapse may need to be amended, at least when the collapse is due to active compression.

In spirit of the blob theory [10], the basic entity in our model is a ‘drop,’ an abstraction of the blob. A drop is a uniform density sphere which contains a subset of the monomers from the original polymer, without explicit *position* assignments within the drop. Initially, every monomer is a drop. Drops move (as detailed below) and coalesce into larger drops immediately upon collision, i.e. as soon as the spheres overlap in space. Drops do not break into smaller drops. Coalescence conserves volume; drops of volume v_1, v_2 forming a drop of volume $v_1 + v_2$. (With the monomer volume set to unity, the drop volume equals the number of monomers it contains.) The new drop is centered at the center of mass of the coalesced drops. The process terminates when all drops have merged to a single sphere. Example coalescence runs are compared with corresponding molecular dynamics (MD) runs in Fig. 1.

Our main interest is the structure of the final collapsed state, as captured by the distances $\{r_m\}$. However, in the coarse-grained drop coalescence model we do not keep track of the internal structure of a drop. Instead we assign *distance-estimates* to *all pairs of monomers* within a drop. Guided by the slow internal rearrangements in the blob picture, a distance-estimate is assigned when a pair of monomers first comes together in a coalescence event, and is not changed thereafter. Upon coalescence of drops of volumes v_1 and v_2 , $v_1 \times v_2$ pairs of monomers, one from each drop, are assigned a distance-estimate. This distance is of order $(v_1 + v_2)^{1/d}$, the linear size of the new drop, which can be sampled from any distribution. As the results are highly insensitive to this choice, we simply assign all $v_1 v_2$ pairs the ‘distance’ $(v_1 + v_2)^{1/d}$. The distance-estimates satisfy triangle inequalities, and importantly are ultrametric, the tree structure reflecting the hierarchy of the collapse process [23]. At the end, when all monomers belong to a single drop, all monomer pairs have been assigned a distance-estimate.

To fully define the model, it remains to prescribe the drops’ motion between coalescence events, as well as the initial conditions. Here we focus on a simple dynamics for active compression in which the drop velocity is proportional to its distance from the origin, i.e. $d\tilde{R}_\alpha/dt = -\tilde{R}_\alpha$, where \tilde{R}_α is the position of the drop center. This corresponds to over-damped motion in a harmonic potential. It can also be viewed as a uniform compression of space, as the distance $\tilde{R}_{\alpha\beta} = \tilde{R}_\alpha - \tilde{R}_\beta$ between two drops that have not yet coalesced changes as $d\tilde{R}_{\alpha\beta}/dt = -\tilde{R}_{\alpha\beta}$, so all relative distances shrink by the same factor per

unit time. Apart from coalescence, there is no additional interaction between drops. In particular, we do not impose polymeric bond interactions between sequential monomers.

The initial conditions can be any configuration of the monomer positions. Here we use random-walk (RW), self-avoiding walk (SAW), and ‘one-dimensional’ (1D) initial conditions. For the latter, monomers are positioned along a line as $R_j = j\hat{x} + \eta_j$, where \hat{x} is the unit vector in the x -direction, and η_j are independent Gaussian variables in d dimensions with $\langle \eta_j \rangle = 0$, $\langle \eta_j^2 \rangle = c^2$, c a number of order of drop radius. Open polymers are used in all initial conditions. The SAW initial-conditions are arguably the most natural for a polymer in a good solvent, but other initial conditions help in obtaining additional insight. In particular, 1D initial conditions are used only in the coalescence process, as the strong unidirectional compression will cause large internal rearrangements after blobs have formed within MD.

The coalescence model is compared with MD simulations where the polymer is composed of monomers with standard polymeric bond attraction forces F_{nn} , and repulsion F_{rep} between all monomer pairs, see Supplemental Material. Together with the same external force as in the coalescence model, the monomers evolve as $dR_i/dt = -R_i + F_{nn} + F_{rep}$. The MD runs are terminated when the polymer size stops decreasing. In both the coalescence and MD simulations we do not add noise to the dynamics, as the entire collapse process is fast (of order $\ln N$, see below). Noise may further increase rearrangement processes in the MD simulations, which we try to minimize here. A long-lived, metastable state is obtained, due to the time-scale separation between the fast collapse process and further rearrangements which are much slower. (As noted above, other ‘crumpled globule’ metastable states may also exist [4–6, 22], at later times.)

Now, let d_{ij}^{coal} be the distance-estimate between monomers i, j in the coalescence model, and $d_{ij}^{MD} = \|R_i - R_j\|$ the corresponding distance between the i, j monomers in the final state of the MD run. In what follows we apply the same analysis to $d_{ij}^{coal}, d_{ij}^{MD}$, referred jointly as d_{ij} . We define the normalized end-to-end distance $r_m \equiv C \sqrt{\langle d_{ij}^2 \rangle_{|i-j|=m}}$, where the average $\langle \dots \rangle_{|i-j|=m}$ is over all monomer pairs separated along the polymer by m monomers, as well as over repeated runs of the two models, with initial conditions resampled for each run. The normalization C is chosen so that $\sum_m \frac{N-m}{N(N-1)/2} r_m^2 = 1$. ($N - m$ is simply the number of pairs that are m apart in an open polymer of length N .) In this way the MD and coalescence models can be compared without any fitting parameters.

Figure 2(a) compares r_m from the coalescence model with MD simulations for SAW initial conditions. MD results are shown for different polymer lengths N . Strik-

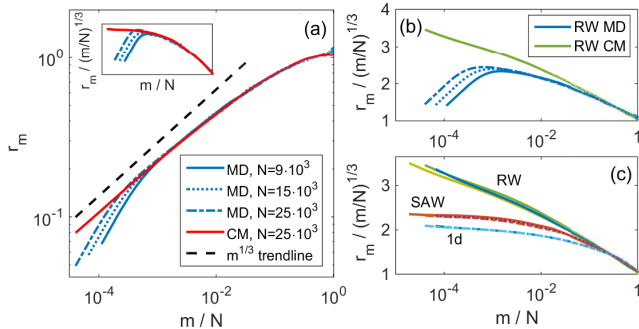


FIG. 2. Comparison of Coalescence model and MD results. (a) Normalized end-to-end distance r_m , with SAW initial conditions. Inset: $r_m/(m/N)^{1/3}$ for the same r_m . (b) $r_m/(m/N)^{1/3}$ for RW initial conditions. (c) $r_m/(m/N)^{1/3}$ for Coalescence model with different initial conditions, and system sizes, N .

ingly, the MD and coalescence models agree quantitatively over the entire range where the MD results of different polymer sizes collapse, for $10^{-3} \lesssim m/N \leq 1$. In the small m regime, where MD simulations with different N do not collapse, they show a different behavior (consistent with a random walk) not present in the coalescence model. This demonstrates that the coalescence process indeed represents a coarse-grained model, capturing large-scale behavior while incorporating different microscopic details. The absence of polymeric bonds in the coalescence model removes short-scale constraints that (as supported by the MD simulations) do not effect large-scale properties through the distance assignment.

The $m^{1/3}$ trend-line in Fig. 2(a) indicates that the expected scaling is not present at the tested system sizes $N \leq 25 \times 10^3$. To more carefully assess self-similarity, we study finite-size scaling in the standard form

$$r_m = (m/N)^{1/3} f(m/N), \quad (1)$$

expected to hold for $1 \ll m$. (The additional $N^{-1/3}$ reflects the choice of normalization.) The scaling function $f(x)$ should go to a constant for $x \rightarrow 0$, such that $r_m \propto (m/N)^{1/3}$ for $1 \ll m \ll N$. Data for both MD and coalescence models, for different initial conditions and system sizes, are summarized in Fig. 2. The difference between MD and coalescence results for the RW initial conditions is larger than for the SAW. Importantly, for both SAW and RW initial conditions, and for both models, the expected condition, $f(m/N \rightarrow 0) = \text{const}$, is not seen clearly for tested values of N ; in all cases the maximum of $f(m/N) = r_m/(m/N)^{1/3}$ appears to grow with increasing N . This effect is almost absent for the 1D initial conditions, and largest in the RW case. Since the coalescence model includes only a minimal set of microscopic details, it is surprising to see such a slow approach to the

expected scaling behavior. Understanding this trend in the coalescence model should provide insights into the more complex case of the collapsing polymer.

While simplified, a full understanding of the coalescence model – including the distribution of distance-estimates assigned as a function of the time t and separation m – is still difficult. Fortunately, some insights regarding scaling (or lack thereof) can be gained by examining the distribution of drop volumes as a function of time, even without making reference to the distance-estimate assignments. In particular, the volume distributions already show a slow approach to scaling.

Let $\rho_t(v)$ be the distribution of drop sizes at time t . Volume conservation implies that $\int dv v \rho_t(v) = N$, while $\int dv \rho_t(v)$ is the number of drops at time t (averaged over repeated runs). Within the scaling picture, the dynamics of the collapse is described by a single typical drop size as a function of time, $\bar{v}(t)$, when $1 \ll \bar{v}(t) \ll N$. For example, in the tube picture $\bar{v}^{1/d}$ may be the thickness of the tube. In such a scaling regime, $\rho_t(v)$ should depend on time only through $\bar{v}(t)$, as

$$\rho_t(v) = \frac{N}{\bar{v}(t)^2} \phi\left(\frac{v}{\bar{v}(t)}\right). \quad (2)$$

The factor \bar{v}^{-2} ensures that $\int dv v \rho_t(v)$ remains constant. We measure the typical size via $\bar{v}(t) \equiv \langle \sum_n v_n^2 \rangle / \sum_n v_n = \langle \sum_n v_n^2 \rangle / N$, where the sums run over all drops at time t , and the average $\langle \dots \rangle$ is over initial conditions. This definition, standard in drop coalescence/coagulation literature [24–27], addresses possible divergences of $\rho_t(v)$ at small volumes (see below). To test Eq. 2, we plot $\phi_t(v) \equiv N^{-1} \bar{v}(t)^2 \rho_t(v)$, against the normalized volume $v/\bar{v}(t)$, and check for data collapse at different values of t .

The distributions, depicted in Figs. 3(a,b) for 1D and RW initial conditions, respectively, are quite different. The one in (a) (1D initial conditions) is concentrated in the region $0.4 \lesssim v/\bar{v} \lesssim 1.6$, and strongly suppressed outside this interval. Thus, at any given time all volumes are of the same order, with a ratio of about 4 between the largest and smallest. The distributions at different times collapse nicely when plotted against $v/\bar{v}(t)$. In contrast, the distributions for RW initial conditions in Fig. 3(b) are very wide (note the log-log scale), with possibly a diverging tail at small volumes, $v/\bar{v} \ll 1$. (The dashed line, x^{-1} , is included as an indication of such potential divergence.) Moreover, the distributions fail to collapse in this tail. With SAW initial conditions, Figs. 3(c), the results appear to be intermediate between the above two cases, with a distribution that is finite at $v = 0$ (at least for tested N). The simulations in Figs. 3(a,b,c) were carried out with $N = 2.5 \times 10^4$, 5×10^4 , and 10^5 respectively, to allow for better scaling in Figs. 3(b,c).

The evolution of $\bar{v}(t)$ is depicted in Fig. 3(d). For 1D and SAW initial conditions $\bar{v}(t) \propto e^{wt}$ is a good fit

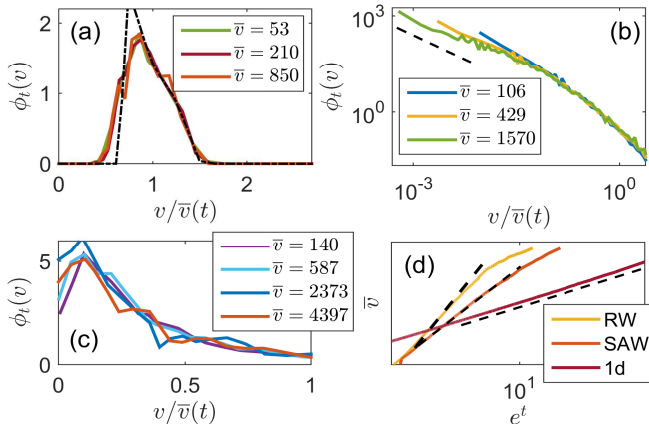


FIG. 3. Drop volume distributions in the Coalescence model. (a) 1d initial conditions. Dashed line: sequential collisions theory. (b) RW initial conditions, dashed line: x^{-1} trendline. (c) SAW initial conditions. (d) $\bar{v}(t)$ for the three models. Dashed lines: e^{wt} for different cases (see text).

at intermediate times, where $w = \frac{d}{d\nu_0 - 1}$, with ν_0 describing the scaling $r_m^{(0)} \sim m^{\nu_0}$ in the initial condition. This form is explained as follows: At time t , segments of initial length $\bar{v}(t)$ form drops of volume $\bar{v}(t)$, with diameter $[\bar{v}(t)]^{1/d}$. The initial end-to-end distance of these segments scales as $[\bar{v}(t)]^{\nu_0}$. If this reduction in length follows the general exponential approach of free monomers [28], then $[\bar{v}(t)]^{\nu_0} e^{-t} = [\bar{v}(t)]^{1/d}$, leading to the above relation [29]. For RW initial conditions the growth of $\bar{v}(t)$ follows this form for a narrower interval, with wide crossover regions, probably related to the lack of scaling observed in Fig. 3(b).

The difference between the three volume distributions in Fig. 3 can be directly observed in the coalescence and MD runs in Fig. 1; note especially the large number of small drops for RW initial conditions in Fig. 1(d). In the MD starting from the same initial conditions, these manifest as open segments of the polymer, alongside large condensed regions, see Fig. 1(c); the thickness of a putative ‘tube’ is highly uneven. We now present theoretical approaches to analogous problems leading to the two very different volume distributions obtained in Figs. 3(a,b).

Broad distributions, with power-law tails at small volumes, as in Fig. 3(b) for RW initial conditions, appear in related problems such as diffusion-limited aggregation [30], and drop coalescence [24, 25]. Heterogeneous drop coalescence, where drops grow but no new drops are added, is perhaps most similar to our model. There, the distribution of drop sizes is highly poly-disperse when $\bar{v}(t)$ (in our notation) grows exponentially in time [24]. Aggregating systems are commonly studied through the

(mean-field) Smoluchowski equation [26, 27]:

$$\partial_t \rho(v) = \frac{1}{2} \int dv' J_{t;v',v-v'} - \int dv' J_{t;v',v} . \quad (3)$$

The first term is the change in density $\rho_t(v)$ due to creation of drops of size v , while the second term describes their removal due to coalescence. In the current context, this approximation postulates a rate $J_{t;v_1,v_2} = K_{v_1,v_2} \rho_t(v_1) \rho_t(v_2)$ for collisions between drops of volumes v_1, v_2 , with a kernel K_{v_1,v_2} depending only on the volumes of the coalescing drops. Here, rather than explicitly constructing an approximate kernel, we refer to extensively studied scaling solutions of the Smoluchowski equation [26, 27]. In particular, for homogeneous kernels such that $K_{av_1,av_2} = a^\lambda K_{v_1,v_2}$ for $a > 0$, it is known that when $\bar{v}(t) \propto e^{wt}$, as in our case, the scaling function $\phi(x)$ in Eq. 2 has the following properties: It is strongly (exponentially) decaying for $x \gg 1$, and has a diverging power-law tail $\phi(x) \sim x^{-\tau}$ for $1 \gg x$, with $1 \leq \tau < 2$ (the value of τ depends on the kernel). For example, the kernel $K_{v_1,v_2} = v_1 + v_2$ admits an exact scaling solution $\phi(x) = \frac{1}{\sqrt{2\pi}} x^{-3/2} e^{-x/2}$ with $\bar{v} = e^{2t}$, so that $\tau = 3/2$.

Interestingly, a slow approach to the asymptotic scaling is well documented for certain cases with such small-volume tails [27, 31–33]. The nature of this slow approach is still not well-understood, and might be sensitive to the kernel form and initial conditions. It is intriguing to speculate on its relation to the present problem.

In the case of 1D initial conditions in Fig. 3(a), essentially all drops at a given time have volumes of the order of $\bar{v}(t)$. Unlike RW initial conditions, all collisions here are sequential, i.e. between drops comprised of adjacent segments along the polymer. Here geometry matters: after a collision gaps are formed on both sides of the newly constructed drop, greatly reducing its probability of coalescing again before other drops have time to grow. Smaller drops leave smaller gaps, and have an increased probability of additional collisions. These effects are discussed in a quantitative way in the Supplemental Material. An approximate evolution equation is derived that admits the scaling solution shown in Fig. 3(a) (dashed line), which strongly decays outside a narrow interval of v/\bar{v} , just like the results from the full coalescence model.

The coalescence model proposed here does away with several microscopic details present in the collapsing polymer that could delay the asymptotic approach to scaling. The lack of simple scaling in coalescence thus points to deeper problems with the simple model of hierarchical collapse, in particular in the assumption of a sharply defined blob-scale. The coalescence model is interesting in its own right; it is closely related to widely studied problems of coarsening of growing water drops, but differs in the initial (polymeric) distribution of droplets. As demonstrated, different such initial conditions lead to widely dissimilar probability distributions. Probing the

role of fractal initial conditions in coalescence problems should thus be worthy of further exploration.

We thank Bernard Derrida, Maxim Imakaev, Leonid Mirny and Adam Nahum for valuable discussions. This research was supported by the NSF through grant No. DMR-12-06323. GB acknowledges the support of the Pappalardo Fellowship in Physics.

is a dynamic scaling exponent $\bar{v} \sim \xi^w$, similar to the one in coalescence models [24–27].

- [30] E. K. O. Hellén, P. E. Salmi, and M. J. Alava, *Europhysics Letters* 59.2, 186 (2002).
- [31] K. Kang, et al., *Phys. Rev. A* 33.2, 1171 (1986).
- [32] A. B. Boehm, C. Poor, and S. B. Grant, *Journal of physics A: Mathematical and General* 31.46 9241 (1998).
- [33] J. Blaschke, et al., *Phys. Rev. Lett.* 109.6, 068701 (2012).

-
- [1] A. Yu. Grosberg, S. K. Nechaev, and E. I. Shakhnovich, *Journal de physique* 49.12, 2095 (1988).
 - [2] E. Lieberman-Aiden et al., *Science* 326.5950, 289 (2009).
 - [3] L. A. Mirny, *Chromosome research* 19.1, 37 (2011).
 - [4] R. D. Schram, G. T. Barkema, and H. Schiessel, *The Journal of chemical physics* 138.22, 224901(2013).
 - [5] A. Chertovich, and P. Kos, *The Journal of chemical physics* 141.13, 134903 (2014).
 - [6] M. V. Tamm et al., *Phys. Rev. Lett.* 114, 178102 (2015)
 - [7] E. Pitard and H. Orland, *Europhysics Letters* 41.4, 467 (1998).
 - [8] G. E. Crooks, B. Ostrovsky, and Y. Bar-Yam, *Phys. Rev. E* 60.4, 4559 (1999).
 - [9] C. F. Abrams, N-K. Lee, and S. P. Obukhov, *Europhysics Letters* 59.3, 391 (2002).
 - [10] P.-G. De Gennes, Cornell university press (1979).
 - [11] A. Lappala, and E. M. Terentjev, *Macromolecules* 46.3 1239 (2013).
 - [12] J. Smrek, and A. Yu. Grosberg, *Physica A: Statistical Mechanics and its Applications* 392.24, 6375 (2013).
 - [13] P. Virnau, Y. Kantor, and M. Kardar, *Journal of the American Chemical Society* 127.43, 15102 (2005).
 - [14] Unlike Fig. 1(a), collapse in a poor solvent leads to distinct spherical ‘pearls,’ connected by tenuous stretched segments of the polymer [8, 9].
 - [15] T. Sakaue, *Phys. Rev. Lett.* 106.16, 167802 (2011).
 - [16] M. Cates and J. Deutsch, *J. de Physique*, 47, 2121 (1986).
 - [17] A. Rosa, and R. Everaers, *Phys. Rev. Lett.* 112.11, 118302 (2014).
 - [18] A. Yu. Grosberg, *Soft matter* 10.4, 560 (2014).
 - [19] J. D. Halverson, et al., *The Journal of chemical physics* 134.20, 204904 (2011).
 - [20] T. Vettorel, A. Yu. Grosberg, and K. Kremer, *Physical biology* 6.2, 025013 (2009).
 - [21] Another widely studied property, the monomer contact probability as a function of polymeric separation [2, 3], is not addressed here.
 - [22] M. Imakaev, K. Tchourine, S. Nechaev, L. Mirny, *Soft Matter* 11, 665-671 (2015).
 - [23] V.A. Avetisov, L. Nazarov, S.K. Nechaev and M.V. Tamm, *Soft Matter* 11, 1019-1025 (2015).
 - [24] F. Family, and P. Meakin, *Phys. Rev. A* 40.7, 3836 (1989).
 - [25] F. Family, and P. Meakin, *Phys. Rev. Lett.* 61.4, 428 (1988).
 - [26] P. G. J. Van Dongen, and M. H. Ernst, *Journal of Statistical Physics* 50.1-2 (1988): 295-329.
 - [27] F. Leyvraz, *Physics Reports* 383.2, 95 (2003).
 - [28] In the absence of coalescence events, $dR_{ij}/dr = -R_{ij}$ implies $R_{ij}(t) = R_{ij}(0)e^{-t}$.
 - [29] In terms of $\xi \equiv e^{-t}$, the linear compression of space, w

SUPPLEMENTAL MATERIAL

MOLECULAR DYNAMICS (MD) SIMULATION DETAILS

In the MD simulations, the polymer is composed of monomers with standard polymeric bond forces F_{nn} , and repulsion F_{rep} between all monomer pairs. F_{nn} , F_{rep} are given by the gradients $F_{nn} = -\nabla U_{nn}$, $F_{rep} = -\nabla U_{rep}$, where [1]

$$U_{nn}(r) = \begin{cases} \frac{1}{2}kl_{\max}^2 \ln \left[1 - (r/l_{\max})^2 \right] & r < l_{\max} \\ \infty & r > l_{\max} \end{cases},$$

$$U_{rep}(r) = \begin{cases} 4\varepsilon \left[(\sigma/r)^{12} - (\sigma/r)^6 \right] + C(r_{cut}) & r < r_{cut} \\ 0 & r > r_{cut} \end{cases},$$

with $k = 30$, $l_{\max} = 1.5$, $\varepsilon = \sigma = 1$ [1], and $r_{cut} = 2^{1/6}$ (which makes U_{rep} purely repulsive). $C(r_{cut})$ is chosen such that $U_{rep}(r = r_{cut}) = 0$.

Together with the same external force as in the coalescence model, the monomers evolve as $dR_i/dt = -R_i + F_{nn} + F_{rep}$. We use first-order integration in time. The MD runs are terminated when the polymer size stops decreasing. Of course, there may be further internal rearrangements due to reptation, but on much longer time-scales. The final states are nearly spherical, with at most a few percent ellipticity.

THEORY FOR DROP EVOLUTION ON A LINE

Here we further discuss the evolution of drop sizes for 1D initial conditions, and describe a theory that accounts for the distribution of volumes in Fig. 3(a).

As discussed in the Main Text, for 1D initial conditions essentially all drops at a given time have volumes of the order of $\bar{v}(t)$, see Fig. 3(a). All collisions here are sequential, i.e. between drops comprised of adjacent segments along the polymer. Here geometry matters: after a collision gaps are formed on both sides of the newly constructed drop, greatly reducing its probability of coalescing again before other drops have time to grow. Smaller drops leave smaller gaps, and have an increased probability of additional collisions.

To quantify this effect, note that a drop moves according to $R(t) = R_0 e^{-t}$, where R_0 is the center of mass of the monomers' initial positions. Consider two sequential segments, containing v_1 and v_2 monomers respectively. If the segments are chosen at random (while still being adjacent), the distance δx_0 between their centers is Gaussian distributed, with average $\frac{v_1+v_2}{2}$ and variance $c(v_1+v_2)$ (the average distance between neighboring monomers is

taken to be one). If these segments form drops, they will meet when $\left(v_1^{1/d} + v_2^{1/d}\right) e^t \simeq \left(\frac{v_1+v_2}{2} \pm c\sqrt{v_1+v_2}\right)$. The resulting time frame is narrow when $v_{1,2} \gg 1$. Small drops are rapidly swept away as they coalesce with typical sized drops at earlier times than larger drops.

The above argument can be turned into an evolution equation for $\rho_t(v)$. For other approaches to a related problem, see [2, 3]. We postulate a collision rate

$$J_{t;v_1,v_2} = K_{v_1,v_2;t} \rho_t(v_1) \rho_t(v_2), \quad (S1)$$

as in Equation 3 in the Main Text, but with a kernel $K_{v_1,v_2;t}$ that explicitly depends on time (therefore this is not a Smoluchowski equation). The kernel represents the probability per unit time for collision of drops v_1, v_2 , given that they have not yet coalesced. It corresponds to $(\partial S_2/\partial t)/S_2$, where $S_2(t; v_1, v_2)$ is the survival probability of the two drops till time t . We approximate S_2 by the probability that two drops formed by a random pair of consecutive segments do not overlap at time t , i.e., $\delta x_0 e^{-t} > v_1^{1/d} + v_2^{1/d}$,

$$S_2(t; v_1, v_2) = \frac{1}{\sqrt{2\pi c}} \int_{G(v_1,v_2,t)}^{\infty} e^{-\frac{\eta^2}{2c^2}} d\eta \quad (S2)$$

where

$$G(v_1, v_2, t) \equiv \frac{e^t \left(v_1^{1/d} + v_2^{1/d}\right) - \frac{v_1+v_2}{2}}{c}, \quad (S3)$$

so that the kernel takes the form

$$K_{(v_1,v_2,t)} = \frac{e^{-\frac{G^2}{2}} \partial_t G}{\int_G^{\infty} e^{-\frac{\eta^2}{2}} d\eta} = \frac{e^{-\frac{G^2}{2}} \partial_t G}{\text{erfc } G}. \quad (S4)$$

Equation 3 with this kernel indeed has a scaling solution with $\bar{v} \propto e^{wt}$, as can be verified by direct substitution. Numerically solving Eq. 3 with this kernel, one obtains a scaling collapse with \bar{v} quickly approaching e^{wt} , and a scaling form $\phi\left(\frac{v}{\bar{v}}\right)$ shown in Fig. 3(a) (dashed line), which strongly decays outside a narrow interval of v/\bar{v} , just like the results from the full coalescence model.

-
- [1] G. S. Grest, and K. Kremer, Phys. Rev. A 33.5, 3628 (1986); K. Kremer and G. S. Grest, J. Chem. Phys. 92, 5057 (1990)
- [2] B. Derrida, C. Godreche, and I. Yekutieli, Europhysics Letters 12.5, 385 (1990).
- [3] B. Derrida, C. Godreche, and I. Yekutieli, Phys. Rev. A 44.10, 6241 (1991).