

GRAPH TOWERS, LAMINATIONS AND THEIR INVARIANT MEASURES

NICOLAS BÉDARIDE, ARNAUD HILION, AND MARTIN LUSTIG

ABSTRACT. In this paper we present a combinatorial machinery, consisting of a *graph tower* $\overleftarrow{\Gamma}$ and *vector towers* \overleftarrow{v} on $\overleftarrow{\Gamma}$, which allows us to efficiently describe all invariant measures $\mu = \mu^{\overleftarrow{v}}$ on any given shift space over a finite alphabet.

The new technology admits a number of direct applications, in particular concerning invariant measures on non-primitive substitution subshifts, minimal subshifts with many ergodic measures, or an efficient calculation of the measure of a given cylinder. It also applies to currents on a free group F_N , and in particular the set of projectively fixed currents under the action of a (possibly reducible) endomorphism $\varphi : F_N \rightarrow F_N$ is determined, when φ is represented by a train track map.

1. INTRODUCTION

This paper is situated in the area where geometric group theory and symbolic dynamics overlap: in fact, it borrows its language from train track technology (see [13, 19, 47, 41, 53]) and Stallings folds (see [51]), but the approach chosen here is in spirit closer to standard objects from symbolic dynamics.

The central object of this paper, a *graph tower*, is an infinite sequence

$$(1.1) \quad \overleftarrow{\Gamma} : \quad \dots \xrightarrow{f_{3,4}} \Gamma_3 \xrightarrow{f_{2,3}} \Gamma_2 \xrightarrow{f_{1,2}} \Gamma_1 \xrightarrow{f_{0,1}} \Gamma_0$$

of finite graphs Γ_n , and of graph maps $f_{n,n+1}$ which map vertices to vertices and for which any composition $f_{m,n} := f_{m,m+1} \circ f_{m+1,m+2} \circ \dots \circ f_{n-1,n}$ maps edges to non-trivial reduced edge paths. Any graph tower $\overleftarrow{\Gamma}$ defines a *used lamination* $L^{\overleftarrow{\Gamma}}$: this is the set of all biinfinite reduced paths γ in Γ_0 which have the property that every finite subpath γ_0 of γ is also the subpath of some $f_{0,n}(e_i)$, where e_i is an edge of the level graph Γ_n (we say: γ_0 is “used” by e_i).

As a rather special case this set-up includes the possibility that every Γ_n is a graph with a single vertex, and the edges e_i are provided with a preferred orientation, such that any of the edge paths $f_{m,n}(e_i)$ crosses only over positively oriented edges. This gives a direct translation (of this special case) of (1.1) into a *directive sequence*

$$(1.2) \quad \sigma : \quad \dots \xrightarrow{\sigma_{3,4}} \mathcal{A}_3^* \xrightarrow{\sigma_{2,3}} \mathcal{A}_2^* \xrightarrow{\sigma_{1,2}} \mathcal{A}_1^* \xrightarrow{\sigma_{0,1}} \mathcal{A}_0^*$$

of homomorphisms (“substitutions”) of free monoids \mathcal{A}_n^* . A directive sequence σ determines (in a similar way as above the used lamination) a subshift X_σ on the alphabet \mathcal{A}_0 . Such subshifts have been termed *S-adic* by Ferenczi [24], and have received since then a lot of attention from combinatorially minded symbolic dynamists (see the survey paper [4]), in particular if the set S of all the $\sigma_{n,n+1}$ is finite. The used lamination $L^{\overleftarrow{\Gamma}}$ in the general geometric setting (1.1) fits into the more general concept of *symbolic laminations*, which are defined for any graph Γ .

Symbolic laminations constitute a rather universal tool which englobes simultaneously general subshifts on a discrete letter set, as well as algebraic laminations for free groups F_N (see [17]), but also geodesic laminations on surfaces S_g of genus $g \geq 2$ (see [13, 53]).

An important feature of all graph towers (1.1) considered in this paper is that they are *expanding*, which means that for any of the Γ_n there is a lower bound, for any edge e_i of Γ_n , to the length $|f_{0,n}(e_i)|$, and this bound tends to ∞ for $n \rightarrow \infty$. The analogous notion for (1.2) states that the directive sequence σ is *everywhere growing*. This condition, however, is not restrictive:

2010 *Mathematics Subject Classification*. Primary 20F65, 37B10, Secondary 37A25.

Key words and phrases. Invariant measures on subshifts, currents on free groups, laminations, substitutions.

Proposition 1.1 (see Proposition 2.7). *Every symbolic lamination L^Σ is the used lamination of some expanding graph tower $\widehat{\Gamma}$:*

$$L^\Sigma = L^{\widehat{\Gamma}}$$

In particular, every subshift X possesses an everywhere growing S -adic expansion $X = X_\sigma$ (with possibly infinite set of substitutions S).

The main goal of this paper is to present a strong and easy to handle tool which allows one to present, study and operate invariant measures on any symbolic lamination L^Σ (or on any subshift X), through a presentation $L^\Sigma = L^{\widehat{\Gamma}}$ of the latter as used lamination of some expanding graph tower $\widehat{\Gamma}$ (or, respectively, through an S -adic expansion $X = X_\sigma$ by means of an everywhere growing directive sequence σ).

For this purpose we define a *vector tower* $\overleftarrow{v} = (\vec{v}_n)_{n \in \mathbb{N} \cup \{0\}}$ on $\widehat{\Gamma}$ by the condition that the \vec{v}_n are non-negative vectors, with coordinates indexed by the edges of Γ_n , which satisfy the *compatibility property* $\vec{v}_m = M(f_{m,n}) \cdot \vec{v}_n$. Here for any graph map $f : \Gamma' \rightarrow \Gamma$ we denote by $M(f)$ the *transition matrix* which has as coefficients the number of times that the image path $f(e')$ of any edge e' of Γ' crosses over the edge e of Γ or its inverse \bar{e} (both counted positively).

We now state the main result of this paper (see Theorem 2.9), in a simplified form. The reader may also want to consult Figure 3 for a quick direct insight into the terms used here:

Theorem 1.2. *Let $\widehat{\Gamma}$ be an expanding graph tower, and let $L^\Sigma = L^{\widehat{\Gamma}}$ denote its used lamination.*

Then every vector tower \overleftarrow{v} on $\widehat{\Gamma}$ determines an invariant measure $\mu^{\overleftarrow{v}}$ on L^Σ , and any invariant measure μ on L^Σ is given via $\mu = \mu^{\overleftarrow{v}}$ by some vector tower \overleftarrow{v} on $\widehat{\Gamma}$.

Furthermore, the measure of any cylinder can be read off with arbitrary preciseness from a sufficiently large finite part of $\widehat{\Gamma}$ and \overleftarrow{v} .

An important special case occurs if a graph tower $\widehat{\Gamma}$ as in (1.1) is *stationary*, i.e. $\widehat{\Gamma}$ is given by some graph Γ and some graph self-map $f : \Gamma \rightarrow \Gamma$ through the conditions $\Gamma_n = \Gamma$ and $f_{n,n+1} = f$ for all $n \geq 0$. In this case we write $\widehat{\Gamma}_f$ for $\widehat{\Gamma}$, and in section 10.2 we show that, if f is expanding, then the cone $\mathcal{V}(\widehat{\Gamma}_f)$ of vector towers on $\widehat{\Gamma}_f$ is finite dimensional, and its dimension is equal to the number of ergodic probability measures on $L_f^\Sigma := L^{\widehat{\Gamma}_f}$. The following is a simplified version of Theorem 10.8 (see also see Theorem 2.12 and the preceding two paragraphs):

Theorem 1.3. *Let $\widehat{\Gamma}_f$ be a stationary graph tower given by some graph map $f : \Gamma \rightarrow \Gamma$. Then there is a 1-1 relationship between the ergodic measures on the used lamination L_f^Σ on one hand, and the extremal non-negative eigenvectors \vec{v} of $M(f)$ on the other.*

This bijection extends furthermore canonically (see Corollary 10.10) to *pseudo-stationary* graph towers, where the condition $f_{n,n+1} = f$ is replaced by the weaker assumption $M(f_{n,n+1}) = M(f)$ for all $n \geq 0$.

A precise description of our results and the terms used there is given in section 2 below. We will thus proceed here rather by explaining some immediate applications of this new “tower technology”:

Automorphisms and endomorphisms of free groups. For any stationary graph tower $\widehat{\Gamma}_f$ it follows that the defining graph map $f : \Gamma \rightarrow \Gamma$ has the train track property (see Definition-Remark 10.7) which is well-known in the context of free groups F_N and fully irreducible (= iwip) automorphisms $\varphi \in \text{Out}(F_N)$, see [6]. The statement of Theorem 10.8 is used to describe the fixed point set of hyperbolic automorphisms $\varphi \in \text{Out}(F_N)$ on projectivized current space $\mathbb{P}\text{Curr}(F_N)$ (see Theorem 10.14). This complements nicely earlier results of Uyanik-Lustig [44] about the generalized North-South dynamics of such φ on the Teichmüller space analogue $\mathbb{P}\text{Curr}(F_N)$.

It should be noted here that the train track map $f : \Gamma \rightarrow \Gamma$ used in the above set-up is not assumed to be a homotopy equivalence: Hence the results of Theorem 10.8 are also valid for endomorphisms of free groups, while in the context of currents many of the standard features and tools known for automorphisms of F_N don't quite apply.

We believe that the tower technology presented here has the potential for a systematic treatment of the induced action of non-surjective (or even non-injective) endomorphisms of F_N on the corresponding current spaces.

Substitution subshifts. The restriction of (1.1) to (1.2) in the stationary case yields subshifts X_σ associated to a single substitution $\sigma : \mathcal{A}^* \rightarrow \mathcal{A}^*$. Such *substitution subshifts* X_σ constitute one of the most cherished classes of subshifts in symbolic dynamics, with many examples that have received a lot of detailed attention [21, 12, 26]. In most cases, however, it is assumed that σ is primitive, while in this paper we only need to assume that σ is everywhere growing. For such substitutions a similar result as Theorem 1.3 above has been obtained previously by Bezuglyi-Kwiatkowski-Medynets-Solomyak (see Theorem 2.9 of [8] and Theorem 5.7 of [4] and its succeeding paragraph). However, Theorem 1.3 is more direct and also more general, in that it doesn't require as extra assumption the absence of periodic leaves in X_σ (see Remarks 11.2 and 10.11 for details).

Computation of cylinder measures. It is part of the tower technology presented in this paper (see Remark 9.7) that for any measure μ , given via $\mu = \mu^\sigma$ through a vector tower \overleftarrow{v} on a given graph tower $\overleftarrow{\Gamma}$, and for any cylinder C_γ , given through a finite reduced path γ in the bottom level graph Γ_0 , the value of $\mu(C_\gamma)$ can be calculated up to an arbitrary small computable error term. When $\overleftarrow{\Gamma}$ is stationary, $\overleftarrow{\Gamma} = \overleftarrow{\Gamma}_f$, then, as described above, \overleftarrow{v} can be expressed in terms of the non-negative eigenvectors of $M(f)$. This allows a further sharpening of the calculation of $\mu(C_\gamma)$ through the computation of a scalar product formula. This formula and the fairly direct and efficient calculation of its value for several non-trivial examples are carefully described in our ‘‘cousin paper’’ [3]. As a special (particularly easy) case this includes the situation where f is a train track map that represents an iwip $\varphi \in \text{Out}(F_N)$ as above.

Many ergodic measures. Stationary graph towers are a special case of *thin* graph towers, i.e. towers $\overleftarrow{\Gamma}$ where all level graphs have the same number of edges, called the *tower dimension* $\dim \overleftarrow{\Gamma}$. Translated into S -adic terminology, this means that all ‘‘level alphabets’’ \mathcal{A}_n in (1.2) have the same number of letters (so that indeed they can be taken to be equal to a fixed alphabet \mathcal{A}). For thin $\overleftarrow{\Gamma}$ we prove (see Corollary 2.11) that the number of distinct ergodic probability measures on L^Γ is bounded above by $\dim \overleftarrow{\Gamma}$. The analogous statement for the special case of directive sequences over a fixed alphabet \mathcal{A} seems to be well-known (see Remark 5 of [4]).

In the above sketched context of automorphisms of F_N or geodesic laminations on surfaces, thin graph towers occur naturally (as unfolding paths converging towards a point in the boundary of Outer space or Teichmüller space respectively, see section 10.3 and [16, 46]), but in all cases known the above bound $\dim \overleftarrow{\Gamma}$ is never attained: in fact, the natural bound for the number of distinct ergodic probability measures seems in each of those cases to be (about) half of the tower dimension.

Wondering whether for general thin $\overleftarrow{\Gamma}$ there might be a better bound than the tower dimension of $\overleftarrow{\Gamma}$ we realized quickly (see Remark 10.5) that for non-minimal laminations L^Γ the best bound the number of distinct ergodic probability measures on L^Γ is indeed $\dim \overleftarrow{\Gamma}$. A bit of persistence eventually led us then to the following realization result:

Proposition 1.4. *For any integer $d \geq 1$ there exist directive sequences over an alphabet \mathcal{A} with d letters such that the associated subshift X_σ is minimal and admits d distinct ergodic probability measures.*

Somehow surprisingly, it turns out that the set S of substitutions in the directive sequence of the last proposition can be chosen to be finite (indeed 4 substitutions suffice, for any value of d). The construction used in the proof of Proposition 1.4 has been ‘‘outsourced’’ again to our paper [3]; it is exclusively based on the tower technology developed here, plus some calculations that fit onto two pages.

As already indicated above, the methods presented in this paper are by no means disjoint from previously existing ones. We'd like to mention in particular the use of frequency vectors in S -adic theory (see [4] and section 3.4 below), and the work of Bezuglyi, Kwiatkowski, Medynets and Solomyak [7, 8, 9] on Bratteli-Vershik systems (see Appendix 11.1 for a brief exposition of their work). On the geometry-of-groups side we should mention [15, 16, 41, 46], but several other authors have also worked on related issues.

Organization of the paper: In section 2.1 we set up the notation and carefully explain the graph language used here, and in section 2.2 we give the precise statements of our main results. In section 3 we give a brief introduction to standard symbolic dynamics terminology (§3.1) and to the more specialized S -adic approach (§3.2). We then describe the canonical translations from graph tower language to S -adic directive sequences

and back (§3.3), and for the special S -adic case we compare in §3.4 our main results with what was known previously. Furthermore, in the Appendix 11.1 we give some indications about the relation of our work to an alternative approach via Bratteli diagrams and Vershik maps.

The proof of our main result (Theorem 2.9) stretches through sections 4 - 9: In §4 we define three dialects for graphs and graph maps that are used in the sequel, in §5 we define expanding graph towers $\overleftarrow{\Gamma}$ and their used symbolic lamination $L^{\overleftarrow{\Gamma}}$. In §6 weight towers \overleftarrow{w} on any $\overleftarrow{\Gamma}$ are introduced, and in §7 it is shown that any such \overleftarrow{w} describes an invariant measures $\mu^{\overleftarrow{w}}$ on $L^{\overleftarrow{\Gamma}}$. In §8 it is shown that any invariant measure μ on $L^{\overleftarrow{\Gamma}}$ is defined via $\mu = \mu^{\overleftarrow{w}}$ by some weight tower on $\overleftarrow{\Gamma}$. Finally in §9 we introduce vector towers \overleftarrow{v} on $\overleftarrow{\Gamma}$ and show that they are equivalent to (but more handy than) weight towers.

(However, the local edges in the “blow-up dialect” presentation of graph towers, although not any more visible in the vector tower approach, contain through their weights very subtle information, which in many ways encode the key innovative feature of our tower technology.)

We then proceed in §10 to deduce the first (fairly general) consequences that derive immediately from our new set-up, in particular concerning the special case of graph towers with finite tower dimension (§10.1) and the even more specialized but most important case of stationary graph towers (§10.2). The last subsection, §10.3, is devoted entirely to the geometry-of-groups side of our business: although we make an effort in our presentation to give at least some ideas to the non-experts, in truth this section assumes some familiarity with Outer space and its action by $\text{Out}(F_N)$.

For convenience of our readers we have also added two further appendices, where the basic facts for convex cones in vector spaces (§11.2) and for non-negative matrices (§11.3) are recalled, and the terminology used here is specified.

Acknowledgements: During the course of this work we have received many useful comments from our friends and colleagues in and around the marseillan symbolic dynamics community. We’d like to mention in particular Julien Cassaigne, Thierry Coulbois, Vincent Delecroix, Fabien Durand, Sébastien Ferenczi, Pascal Hubert and Glenn Merlet.

2. STATEMENT OF RESULTS

In this section we will state precisely the main results of this paper. Before doing so in subsection 2.2, we give in section 2.1 a brief review of the terms and notations used. None of the content of subsections 2.1.1 - 2.1.5 is new; however, since we use graph language rather than combinatorics (as would be more standard in symbolic dynamics), we redefine below carefully some of these well-known terms.

2.1. The set-up.

2.1.1. Graphs and edge paths.

In this paper a graph Γ is a topological space which consists of vertices v or v_i and non-oriented edges E or E_i . Here an *edge* E is always homeomorphic to the interval $[0, 1]$, and its two endpoints (and no other point of E) belong to the set of *vertices* of Γ . Distinct edges can only intersect in their endpoints.

Since for practical purposes one almost always needs to work with oriented edges, we associate to every non-oriented edge E of Γ abstractly two oppositely oriented edges e and e' , so that the set $\text{Edges}^{\pm}(\Gamma)$ of *oriented edges of Γ* contains twice as many elements than (non-oriented) edges present in the topological space Γ .

For every oriented edge $e \in \text{Edges}^{\pm}(\Gamma)$ we denote the edge in $\text{Edges}^{\pm}(\Gamma)$ with reversed orientation by \bar{e} , which gives $\bar{\bar{e}} = e$. The map $e \mapsto \bar{e}$ is hence a fixpoint-free involution on the set $\text{Edges}^{\pm}(\Gamma)$ of oriented edges of Γ . Whenever need be, we denote by

$$\text{Edges}^+(\Gamma) \subseteq \text{Edges}^{\pm}(\Gamma)$$

and any section of the quotient map

$$\text{Edges}^{\pm}(\Gamma) \rightarrow \text{Edges}^{\pm}(\Gamma)/\langle e = \bar{e} \rangle.$$

One can think of $\text{Edges}^+(\Gamma)$ as the choice of a “positive orientation” that is (arbitrarily) defined for any edge of Γ . We denote the *terminal endpoint* of an oriented edge e by $\tau(e)$. The initial endpoint is given by $\tau(\bar{e})$.

Unless otherwise stated, we always assume that a given graph Γ is finite (i.e. with finitely many edges and vertices). It is also fair to assume that Γ is connected, as this is the most interesting case; formally,

however, the connectedness of Γ is nowhere used in this paper. The special cases where Γ (or one of its connected components) has Euler characteristic $\chi(\Gamma) \geq 0$, i.e. Γ is contractible or homotopy equivalent to the circle, are not formally excluded, but they are outside of the interest of this paper and hence not given any attention.

An edge path $\gamma = \dots e_{i-1}e_i e_{i+1} \dots$ is a finite, one-sided infinite or biinfinite sequence of edges $e_i \in \text{Edges}^\pm(\Gamma)$ such that $\tau(e_i) = \tau(\bar{e}_{i+1})$ for any pair of indices $i, i+1$ occurring in γ . The set of indices \mathcal{I} of an edge path is always the intersection of \mathbb{Z} with some interval of \mathbb{R} . For finite edge paths (i.e. \mathcal{I} finite), we work throughout with the convention that the indexing is immaterial: for example, the paths $e_1 e_2 e_3$ and $e_4 e_5 e_6$ are equal if $e_1 = e_4, e_2 = e_5$ and $e_3 = e_6$. The case of biinfinite edge paths (i.e. $\mathcal{I} = \mathbb{Z}$) will be specified below in Convention 2.2. One-sided infinite edge paths will not play a role in this paper.

For any finite edge path $\gamma = e_1 e_2 \dots e_r$ we denote by $\bar{\gamma}$ the path with the reversed orientation: $\bar{\gamma} = \bar{e}_r \bar{e}_{r-1} \dots \bar{e}_1$. The *terminal endpoint* of γ is defined by $\tau(\gamma) := \tau(e_r)$; its *initial endpoint* is given by $\tau(\bar{\gamma}) = \tau(\bar{e}_1)$. Given an edge path $\gamma = \dots e_{i-1}e_i e_{i+1} \dots$ and some indices $p \leq q$ occurring on γ , the edge path $e_p \dots e_q$ is a *subpath* of γ . An edge path $\gamma = \dots e_{i-1}e_i e_{i+1} \dots$ is *reduced* if for any index i one has $e_{i+1} \neq \bar{e}_i$. Note that, in general, edge paths are not assumed to be reduced.

Definition 2.1. (1) For any finite edge path $\gamma = e_1 e_2 \dots e_r$ in a graph Γ the *combinatorial length* (or simply *length*)

$$|\gamma| = r$$

of γ counts the number edges traversed by γ .

(2) For any second finite edge path γ' in Γ we denote by

$$|\gamma|_{\gamma'}$$

the number of occurrences of γ' as subpath in the path γ . In particular, for any edge e of Γ we denote by $|\gamma|_e$ the number of times that γ crosses over e . As a consequence, we obtain:

$$|\gamma| = \sum_{e \in \text{Edges}^{\pm 1}(\Gamma)} |\gamma|_e$$

(3) An edge path γ is *trivial* if $|\gamma| = 0$. Otherwise γ is called *non-trivial*. A trivial edge path coincides with its terminal and its initial endpoint.

2.1.2. Graph maps.

A *graph map* $f : \Gamma \rightarrow \Gamma'$ is a map between graphs that sends vertices to vertices and edges to possibly non-reduced edge paths, such that $\tau(f(e)) = f(\tau(e))$ and $f(\bar{e}) = \overline{f(e)}$ for any $e \in \text{Edges}^\pm(\Gamma)$. As usual, the image $f(\gamma)$ of any finite edge path $\gamma = e_1 \dots e_r$ is the concatenation of paths $f(e_1) \cdot f(e_2) \cdot \dots \cdot f(e_r)$. It should be noted here that even if γ and all $f(e_i)$ are reduced, the edge path $f(\gamma)$ may well be not reduced.

For any graph map $f : \Gamma \rightarrow \Gamma'$ there is a well defined *transition matrix* (also referred to as *incidence matrix*)

$$M(f) = (m_{e',e})_{e' \in \text{Edges}^+(\Gamma'), e \in \text{Edges}^+(\Gamma)},$$

where $m_{e',e} := |f(e)|_{e'} + |f(e)|_{\bar{e}'}$ is equal to the number of times that $f(e)$ crosses over e' or over \bar{e}' .

Since both of these occurrences are counted positively, the matrix $M(f)$ is always non-negative, and it is indeed independent of the choice of the positive orientations given through $\text{Edges}^+(\Gamma) \subseteq \text{Edges}^\pm(\Gamma)$ and $\text{Edges}^+(\Gamma') \subseteq \text{Edges}^\pm(\Gamma')$. One easily verifies

$$(2.1) \quad M(g \circ f) = M(g) \cdot M(f)$$

for any graph maps $f : \Gamma \rightarrow \Gamma'$ and $g : \Gamma' \rightarrow \Gamma''$.

We'd like to emphasize again that, even if for every edge e_i of Γ and every edge e'_j of Γ' the edge paths $f(e_i)$ and $g(e'_j)$ are reduced, it is still quite possible that some of the edge paths $g(f(e_i))$ are not reduced.

2.1.3. Symbolic dynamics.

For any graph Γ we denote by $\Sigma(\Gamma)$ the set of \mathbb{Z} -indexed biinfinite reduced edge paths (“biinfinite words”) $\gamma = \dots e_{n-1}e_n e_{n+1} \dots$ in Γ . The set $\Sigma(\Gamma)$ is naturally identified with a subset of $(\text{Edges}^\pm(\Gamma))^\mathbb{Z}$ and thus provided (i) with a product topology, (ii) with a shift map S given through

$$\gamma \mapsto S(\gamma) = \dots e'_{n-1}e'_n e'_{n+1} \dots \quad \text{where} \quad e'_n := e_{n+1},$$

and (iii) with an inversion

$$\gamma \mapsto \bar{\gamma} = \dots e'_{n-1}e'_n e'_{n+1} \dots \quad \text{where} \quad e'_n := \bar{e}_{-n+1}.$$

Throughout this paper we use the following conventions:

Convention 2.2. (1) Two biinfinite paths $\gamma = \dots e_{-1}e_0 e_1 \dots$ and $\gamma' = \dots e'_{-1}e'_0 e'_1 \dots$ in some graph Γ are equal if $e_k = e'_k$ for every $k \in \mathbb{Z}$.

(2) Any graph map $f : \Gamma \rightarrow \Gamma'$ maps a biinfinite path $\gamma = \dots e_{-1}e_0 e_1 \dots$ in Γ to a biinfinite path $f(\gamma) = \dots e'_{-1}e'_0 e'_1 \dots$ in Γ' , where the indexing in γ' is determined by the convention that the edge e'_1 is the initial edge of the finite path $f(e_1)$.

A *symbolic lamination* on Γ is a non-empty subset $L^\Sigma \subseteq \Sigma(\Gamma)$ which is closed, S -invariant (i.e. $S(L^\Sigma) = L^\Sigma$), and invariant under inversion. In symbolic dynamics, symbolic laminations are known under the name of *subshift* on the “alphabet” $\text{Edges}^\pm(\Gamma)$, if we treat each pair e_i and \bar{e}_i as distinct unrelated symbols. In this view, $\Sigma(\Gamma)$ can be seen as *subshift of finite type* of the *full shift* $(\text{Edges}^\pm(\Gamma))^\mathbb{Z}$. For more symbolic dynamics terminology see subsection 3.1; in subsection 3.3.2 details are given about the above “subshift of finite type” viewpoint.

A symbolic lamination $L^\Sigma \subseteq \Sigma(\Gamma)$ is called *minimal* if it doesn't contain a proper subset which itself is a symbolic lamination. This is equivalent to requiring that for any path $\gamma \in L^\Sigma$ the closure of the orbit of γ under the action of S and of the inversion is all of L^Σ .

2.1.4. Invariant measures on symbolic laminations.

An *invariant measure* μ_Σ for Γ is a finite Borel measure on $\Sigma(\Gamma)$ which is invariant under shift and inversion. A concrete combinatorial understanding of such μ_Σ is possible through the following particular (closed and open) measurable sets:

Any reduced path $\gamma = e_1 \dots e_r$ in Γ defines a *cylinder* $C_\gamma \subseteq \Sigma(\Gamma)$ which is the set of all biinfinite reduced paths $\dots e'_{n-1}e'_n e'_{n+1} \dots$ which satisfy $e'_1 = e_1, \dots, e'_r = e_r$. We denote its measure by

$$\mu_\Gamma(\gamma) := \mu_\Sigma(C_\gamma).$$

It is a well-known consequence of Carathéodory's extension theorem that μ_Σ is uniquely determined by the values of $\mu_\Gamma(\gamma)$ for all reduced paths γ in Γ .

An invariant measure μ_Σ for some finite graph Γ is said to be a *probability measure* if $\mu_\Sigma(\Sigma(\Gamma)) = 1$. This is equivalent to requiring that

$$\sum_{e \in \text{Edges}^\pm(\Gamma)} \mu_\Gamma(e) = 1$$

(where the edge e is interpreted as edge path of length 1). The support of any invariant measure μ_Σ is a symbolic lamination, denoted by $L^\Sigma(\mu_\Sigma)$. It is given by:

$$(2.2) \quad L^\Sigma(\mu_\Sigma) = \Sigma(\Gamma) \setminus \cup \{C_\gamma \mid \mu_\Gamma(\gamma) = 0\}$$

Here we have to assume that μ_Σ is not the zero-measure, as for $\mu_\Sigma = 0$ it follows $L^\Sigma(\mu_\Sigma) = \emptyset$.

2.1.5. Ergodic measures.

The set $\mathcal{M}(\Gamma)$ of invariant measures for Γ is naturally equipped with an addition and an external multiplication with scalars $\lambda \in \mathbb{R}_{\geq 0}$. A measure $\mu_\Sigma \in \mathcal{M}(\Gamma)$ is called *ergodic* if any measurable set $X \subseteq \Sigma(\Gamma)$, which is invariant under shift and inversion, satisfies $\mu_\Sigma(X) = 0$ or $\mu_\Sigma(X) = \mu_\Sigma(\Sigma(\Gamma))$. (Note that in the context of this paper it is natural to demand that an “invariant set” be invariant with respect to both, shift and inversion – i.e. one passes from \mathbb{Z} -actions to $\mathbb{Z} \times \mathbb{Z}/2\mathbb{Z}$ -actions.) This amounts precisely to the condition that any expression of μ_Σ as finite convex combination

$$\mu_\Sigma = \sum \lambda_i \mu_\Sigma^i \quad \text{with all} \quad \lambda_i > 0, \mu_\Sigma^i \in \mathcal{M}(\Gamma)$$

implies that each μ_Σ^i is a scalar multiple of μ_Σ .

The following is well-known (see [57], Theorem 6.10 and the succeeding remark, for a general statement, and [27] for a more specific symbolic dynamics proof):

Proposition 2.3. *For any graph Γ any family of ergodic measures $\mu_\Sigma^i \in \mathcal{M}(\Gamma)$, which are pairwise not scalar multiples of each other, is linearly independent. \square*

For more background and general facts about $\mathcal{M}(\Gamma)$ see Remark 11.5.

2.2. New tools and results.

The following is the central tool for this paper:

Definition 2.4. A *graph tower* $\overleftarrow{\Gamma}$ is given by an infinite family $(\Gamma_n)_{n \in \mathbb{N} \cup \{0\}}$ of finite connected *level graphs* Γ_n , and an infinite family $\overleftarrow{f} = (f_{m,n})_{0 \leq m \leq n}$ of graph maps $f_{m,n} : \Gamma_n \rightarrow \Gamma_m$ with the following properties:

- (a) $f_{m,n}$ maps vertices to vertices.
- (b) $f_{m,n}$ maps edges to reduced non-trivial edge paths.
- (c) The family \overleftarrow{f} is *compatible*: one has $f_{k,m} \circ f_{m,n} = f_{k,n}$ for all integers $n \geq m \geq k \geq 0$.

For simplicity we will use the abbreviations $f_n := f_{0,n}$ for all $n \geq 0$.

To any graph tower there are canonically associated several symbolic laminations. The most useful in our context is defined as follows:

Definition 2.5. (a) Let $\overleftarrow{\Gamma} = ((\Gamma_n)_{n \in \mathbb{N} \cup \{0\}}, (f_{m,n})_{0 \leq m \leq n})$ be a graph tower. A finite edge path γ_0 in the bottom level graph Γ_0 is called *used* if there exist arbitrary high levels $n \geq 0$ such that γ_0 is “used” by some edge e of Γ_n , i.e. the path $f_n(e)$ contains γ_0 or $\overline{\gamma}_0$ as subpath.

(b) We denote by $L^\Gamma \subseteq \Sigma(\Gamma_0)$ the symbolic lamination which consists of all biinfinite paths γ with the property that every finite subpath γ_0 of γ is used. The lamination L^Γ will be called the *used symbolic lamination* of $\overleftarrow{\Gamma}$.

Any vertex v of a level graph Γ_m with $m \geq 1$ of some graph tower $\overleftarrow{\Gamma}$ is called *inessential* if v has valence 2 and if f_m is locally injective at v , and if furthermore the same is true for any vertex v' of any level graph Γ_n with $n \geq m$ which satisfies $f_{m,n}(v') = v$. It follows directly from the above definitions that erasing all inessential vertices from all level graphs Γ_n of level $n \geq 1$ of $\overleftarrow{\Gamma}$ (while leaving the maps $f_{m,n}$ unchanged) defines a new graph tower $\overleftarrow{\Gamma}^*$ for which the used lamination contains that of $\overleftarrow{\Gamma}$.

Definition 2.6. (a) A graph tower $\overleftarrow{\Gamma}$, given by a family \overleftarrow{f} of graph maps as in Definition 2.4, is said to be *strongly expanding* if

$$\lim_{n \rightarrow \infty} \left(\min_{e_i \in \text{Edges}^\pm(\Gamma_n)} |f_n(e_i)| \right) \rightarrow \infty.$$

(b) We say that $\overleftarrow{\Gamma}$ is *expanding* if the associated graph tower $\overleftarrow{\Gamma}^*$, defined through erasing all inessential vertices as described above, is strongly expanding.

The expansiveness of a graph tower is crucial to everything we do in this paper; in fact, throughout the paper we will only work with expanding graph towers. Fortunately this is not really a restriction, as is shown by the following proposition (proved in in section 5 after Definition-Remark 5.9), which applies indeed to *any* symbolic lamination:

Proposition 2.7. *Let Γ be a finite graph, and let $L^\Sigma \subseteq \Sigma(\Gamma)$ be an arbitrary symbolic lamination on Γ . Then there exists an expanding graph tower $\overleftarrow{\Gamma} = ((\Gamma_n)_{n \in \mathbb{N} \cup \{0\}}, (f_{m,n})_{0 \leq m \leq n})$ and a graph map $f : \Gamma \rightarrow \Gamma_0$ which induces a bijection*

$$f_{L^\Sigma} : L^\Sigma \rightarrow L^\Gamma.$$

We now turn to invariant measures on symbolic laminations. The central tool of this paper, introduced to study such measures in the context of graph towers, is given by the following:

Definition 2.8. A *vector tower* \overleftarrow{v} on a given graph tower $\overleftarrow{\Gamma}$ is a family $\overleftarrow{v} = (\vec{v}_n)_{n \in \mathbb{N} \cup \{0\}}$ of non-negative functions

$$\vec{v}_n : \text{Edges}^+(\Gamma_n) \rightarrow \mathbb{R}_{\geq 0}$$

on the set of positively oriented edges of the level graphs Γ_n of $\overleftarrow{\Gamma}$. Here the functions \vec{v}_n are thought of as column vectors $\vec{v}_n = (\vec{v}_n(e_i))_{e_i \in \text{Edges}^+(\Gamma_n)}$, and they must satisfy the *compatibility equalities*

$$(2.3) \quad \vec{v}_m = M(f_{m,n})\vec{v}_n$$

for all $n \geq m \geq 0$ (where $M(f_{m,n})$ denotes the transition matrix of $f_{m,n}$ as defined in subsection 2.1.2).

We notice that there is a natural addition for vector towers on a given graph tower, and similarly an external multiplication with non-negative scalars $\lambda \in \mathbb{R}_{\geq 0}$. We are now able to state the main result of this paper:

Theorem 2.9. Let $\overleftarrow{\Gamma}$ be an expanding graph tower with used symbolic lamination $L^{\overleftarrow{\Gamma}}$, and let $\mathcal{M} := \mathcal{M}(L^{\overleftarrow{\Gamma}})$ denote the set of invariant measures on $L^{\overleftarrow{\Gamma}}$. Let $\mathcal{V} := \mathcal{V}(\overleftarrow{\Gamma})$ denote the set of vector towers on $\overleftarrow{\Gamma}$.

- (1) Every vector tower \overleftarrow{v} on $\overleftarrow{\Gamma}$ determines an invariant measure $\mu_{\Sigma}^{\overleftarrow{v}}$ on $L^{\overleftarrow{\Gamma}}$.
- (2) Conversely, every invariant measure μ_{Σ} on $L^{\overleftarrow{\Gamma}}$ is given via $\mu_{\Sigma} = \mu_{\Sigma}^{\overleftarrow{v}}$ by some vector tower \overleftarrow{v} on $\overleftarrow{\Gamma}$.
- (3) The issuing map $\mathbf{m}_{\overleftarrow{\Gamma}} : \mathcal{V} \rightarrow \mathcal{M}$, $\overleftarrow{v} \mapsto \mu_{\Sigma}^{\overleftarrow{v}}$ is linear (with respect to linear combinations with non-negative scalars).
- (4) For any vector tower $\overleftarrow{v} = (\vec{v}_n)_{n \in \mathbb{N} \cup \{0\}}$ on $\overleftarrow{\Gamma}$ the sequence of sums (using the notation of Definition 2.1 (2))

$$(2.4) \quad \sum_{e \in \text{Edges}^{\pm}(\Gamma_n)} \vec{v}_n(e) \cdot |f_n(e)|_{\gamma}$$

converges, and we obtain, for the cylinder C_{γ} :

$$\mu_{\Sigma}^{\overleftarrow{v}}(C_{\gamma}) = \lim_{n \rightarrow \infty} \sum_{e \in \text{Edges}^{\pm}(\Gamma_n)} \vec{v}_n(e) \cdot |f_n(e)|_{\gamma}$$

We see from property (2) of this theorem that the map $\mathbf{m}_{\overleftarrow{\Gamma}} : \mathcal{V}(\overleftarrow{\Gamma}) \rightarrow \mathcal{M}(L^{\overleftarrow{\Gamma}})$ is surjective. In [2] the natural class of “non-repeating” graph towers will be defined and studied, and it will be shown that for any non-repeating $\overleftarrow{\Gamma}$ the map $\mathbf{m}_{\overleftarrow{\Gamma}}$ is also injective.

As is shown in property (4) of Theorem 2.9 the relationship between invariant measures and vector towers given by the map $\mathbf{m}_{\overleftarrow{\Gamma}}$ is not just theoretical, but can also be used very concretely. Indeed, we obtain (see Remarks 9.5 and 9.7):

Remark 2.10. Let $\overleftarrow{\Gamma}$ and \overleftarrow{v} be as in Theorem 2.9. Then we have:

- (1) The sequence of sums on the right hand side of equality (2.4) is increasing.
- (2) For any $n \geq 1$ the difference between this sum and the limit value $\mu_{\Sigma}^{\overleftarrow{v}}(C_{\gamma})$ is bounded above by a constant that can be controlled from only knowing the first n levels of the graph tower $\overleftarrow{\Gamma}$ and the corresponding vectors of the vector tower \overleftarrow{v} . This gives the possibility to calculate the measure of any given cylinder up to an arbitrary close precision.
- (3) Even better, using “weight functions” as introduced in section 6 below instead of vector towers, one can actually calculate the precise value of any $\mu_{\Sigma}^{\overleftarrow{v}}(C_{\gamma})$. Indeed, once the weight functions are known, the calculation of $\mu_{\Sigma}^{\overleftarrow{v}}(C_{\gamma})$ becomes rather practical and efficient. This is further developed in [3], where several concrete examples are studied.

In view of Proposition 2.3 we note that statements (2) and (3) of Theorem 2.9 give directly the following corollary (compare also [20], where a similar result is stated in the context of S -adic subshifts, as well as [9], Proposition 2.13, for Bratteli-Vershik systems).

Corollary 2.11. Let Γ be a finite graph, and let $L^{\Sigma} \subseteq \Sigma(\Gamma)$ be an arbitrary symbolic lamination on Γ . Let $\overleftarrow{\Gamma} = ((\Gamma_n)_{n \in \mathbb{N} \cup \{0\}}, (f_{m,n})_{0 \leq m \leq n})$ be an expanding graph tower with 0-th level graph $\Gamma_0 = \Gamma$ and with $L^{\overleftarrow{\Gamma}} = L^{\Sigma}$.

If there exists an integer $K \geq 1$ such that for infinitely many distinct level graphs Γ_n the number of edges in $\text{Edges}^+(\Gamma_n)$ is bounded above by K , then the number of distinct ergodic probability measures on L^Σ is also bounded above by K . \square

Explicit examples for arbitrary $K \geq 2$, where $L^\Sigma = L^\Upsilon$ is minimal and admits K distinct ergodic probability measures, and where every level graph Γ_n of $\bar{\Gamma}$ has precisely K edges, have been exhibited in the recent paper [3] by the authors.

A graph tower $\bar{\Gamma}$ is called *stationary* if there exists a graph map $f : \Gamma \rightarrow \Gamma$, such that for every level graph Γ_n of $\bar{\Gamma}$ an identification $\Gamma_n = \Gamma$ exists, modulo which we have $f_{n-1,n} = f$ for all $n \geq 1$. More generally, we say that $\bar{\Gamma}$ is *pseudo-stationary* if for any $n \geq 1$ the transition matrix $M(f_{n-1,n})$ is identical to some fixed *level transition matrix* M , up to suitable permutations of the rows and columns. Thus every stationary $\bar{\Gamma}$ is also pseudo-stationary. It follows directly from equality (2.3) that every non-negative eigenvector \vec{v} of M with eigenvalue $\lambda > 1$ defines canonically an associated vector tower $\overleftarrow{v}(\vec{v}) := (\frac{1}{\lambda^n} \vec{v})_{n \in \mathbb{N} \cup \{0\}}$ on the given pseudo-stationary $\bar{\Gamma}$.

The non-negative eigenvectors of a (possibly reducible) non-negative matrix M have been studied and used in many different contexts; a summary of the definitions and results needed here is given in Appendix 11.3, where in particular an explicit description of the finitely many non-negative *principal eigenvectors* \vec{v}_i of any such M is given in Proposition 11.11 and Definition-Remark 11.13. We prove (see Theorem 10.8 and Corollary 10.10):

Theorem 2.12. *Let $\bar{\Gamma}$ be an expanding pseudo-stationary graph tower with level transition matrix M . Then every non-negative eigenvector \vec{v} of M determines an invariant measure $\mu_\Sigma^{\overleftarrow{v}(\vec{v})}$ on L^Υ . The measure $\mu_\Sigma^{\overleftarrow{v}(\vec{v})}$ is ergodic if and only if \vec{v} is a multiple of one of the principal eigenvectors \vec{v}_i of M .*

Conversely, for $\mu_\Sigma^i := \mu_\Sigma^{\overleftarrow{v}(\vec{v}_i)}$, any invariant measure μ_Σ on L^Υ is a non-negative linear combination

$$\mu_\Sigma = \sum c_i \mu_\Sigma^i,$$

where the coefficients $c_i \geq 0$ are uniquely determined by μ_Σ . In particular, the μ_Σ^i are up to scalar multiples the only ergodic measures on L^Υ .

This generalizes and slightly improves a result of Bezuglyi, Kwiatkowski, Medynets and Solomyak (see [8]); for a precise account of the relation between their result and ours see Remark 10.11.

In section 10.3 we apply the above Theorem 2.12 to automorphisms of a free group F_N and to their action on the space $\mathbb{P}\text{Curr}(F_N)$ of projectivized currents on F_N . In particular, in Theorem 10.14 a precise description of the “attracting” fixed points of φ in $\mathbb{P}\text{Curr}(F_N)$ in terms of the principal eigenvectors of the transition matrix $M(f)$ is given, for any $\varphi \in \text{Out}(F_N)$ which is given by a (not necessarily irreducible) train track map f .

3. S -ADIC SYMBOLIC DYNAMICS

The goal of this section is to give a short introduction to S -adic theory and present in a concise manner the known results that come close to the results of this paper (see subsection 3.4). We will give a precise prescription how to translate our results into S -adic language (see subsection 3.3), and it will become apparent that all of the above mentioned S -adic results can be derived directly as easy consequences from the main result of this paper (Theorem 2.9). The converse procedure, even for the special case of S -adic subshifts, seems rather far fetched.

We also give in Appendix 11.1 a brief review of Bratteli-Vershik technology in the context of the S -adic approach, and again compare there its merits and the issuing results to the ones presented in this paper.

Throughout this section we use [4] as standard reference; indeed, we try to use as much as possible their notations.

3.1. Classical symbolic dynamics and substitutions.

Let $\mathcal{A} = \{a_1, \dots, a_N\}$ be a finite set, called *alphabet*. We denote by \mathcal{A}^* the free monoid over \mathcal{A} . Its neutral element, the empty word, is denoted in this paper by $1_{\mathcal{A}}$ (following the tradition in group theory rather than that in combinatorics).

Furthermore, let

$$\Sigma_{\mathcal{A}} = \{\dots x_{-1}x_0x_1x_2\dots \mid x_i \in \mathcal{A}\}$$

be the set of biinfinite words in \mathcal{A} , called the *full shift* over \mathcal{A} .

For any two “words” $v = v_1 \dots v_r$ and $w = w_1 \dots w_s$ in \mathcal{A}^* we define the *cylinder*

$$[v, w] \subseteq \Sigma_{\mathcal{A}}$$

as the set of all biinfinite words $\dots x_{-1}x_0x_1x_2\dots$ in \mathcal{A} which satisfy $x_{-r+1} = v_1, x_{-r+2} = v_2, \dots, x_0 = v_r$ and $x_1 = w_1, \dots, x_s = w_s$. The full shift $\Sigma_{\mathcal{A}}$, being in bijection with the set $\mathcal{A}^{\mathbb{Z}}$, is naturally equipped with the product topology, where \mathcal{A} is given the discrete topology. The set of cylinders $[v, w]$, for $v, w \in \mathcal{A}^*$, form a basis of this topology. The full shift $\Sigma_{\mathcal{A}}$ is compact, and indeed it is a Cantor set.

The shift map $S : \Sigma_{\mathcal{A}} \rightarrow \Sigma_{\mathcal{A}}$ is defined for $x = \dots x_{-1}x_0x_1x_2\dots$ by $S(x) = \dots y_{-1}y_0y_1y_2\dots$, with $y_n = x_{n+1}$ for all $n \in \mathbb{Z}$. It is bijective and continuous with respect to the above product topology, and hence a homeomorphism.

A *subshift* is a non-empty closed subset X of $\Sigma_{\mathcal{A}}$ which is invariant under the shift map S . Such a subshift X is called *minimal* if it is the closure of the shift-orbit of any $x \in X$.

Let μ be a finite Borel measure supported on a subshift $X \subseteq \Sigma_{\mathcal{A}}$. The measure is called *invariant* if for every measurable set $A \subseteq X$ one has $\mu(S^{-1}(A)) = \mu(A)$. Such a measure μ is said to be *ergodic* if μ can not be written in any non-trivial way as sum $\mu_1 + \mu_2$ of two invariant measures μ_1 and μ_2 (i.e. $\mu_1 \neq 0 \neq \mu_2$ and $\mu_1 \neq \lambda\mu_2$ for any $\lambda \in \mathbb{R}_{>0}$). An invariant measure is called a *probability measure* if $\mu(X) = 1$, which is equivalent to $\sum_{a_i \in \mathcal{A}} \mu([1_{\mathcal{A}}, a_i]) = 1$.

Furthermore, from Carathéodory’s extension theorem it is well-known (see also [27]) that any invariant measure μ is determined by its values $\mu([1_{\mathcal{A}}, w])$ on the cylinders $[1_{\mathcal{A}}, w]$ for all $w \in \mathcal{A}^*$.

Definition-Remark 3.1. A *substitution* σ is given by a map

$$\mathcal{A} \rightarrow \mathcal{A}^*, a_i \mapsto \sigma(a_i).$$

A substitution defines both, an endomorphism of \mathcal{A}^* , and a continuous map from $\Sigma_{\mathcal{A}}$ to itself which maps $[v, w]$ to $[\sigma(v), \sigma(w)]$. Both of these maps are also denoted by σ , and both are summarized under the name of “substitution”.

A substitution $\sigma : \mathcal{A}^* \rightarrow \mathcal{A}^*$ is called *non-erasing* if $\sigma(a_i) \neq 1_{\mathcal{A}}$ for any $a_i \in \mathcal{A}$. One says that σ is *everywhere growing* if each $a_i \in \mathcal{A}$ satisfies $|\sigma^n(a_i)| \rightarrow \infty$ for $n \rightarrow \infty$.

Here $|w|$ denotes the word length of $w \in \mathcal{A}^*$, and for any further word $v \in \mathcal{A}^*$ we denote by $|w|_v$ the number of occurrences of v as factor in w (where “factor” is here meant synonymously to what is called “subword” in combinatorial group theory).

For any substitution σ we define the associated language $\mathcal{L}_{\sigma} \subseteq \mathcal{A}^*$ to be the set of factors in \mathcal{A}^* of the words $\sigma^n(a_i)$, with $n \geq 1$ and $a_i \in \mathcal{A}$.

One defines the subshift $X_{\sigma} \subseteq \Sigma_{\mathcal{A}}$ *associated to the substitution* σ as the set of all $x = \dots x_{k-1}x_kx_{k+1}\dots \in \Sigma_{\mathcal{A}}$ with the property that for any integers $m \geq n$ the word $x_n \dots x_m$ is an element of \mathcal{L}_{σ} .

For any substitution $\sigma : \mathcal{A}^* \rightarrow \mathcal{A}^*$ let $m_{i,j} := |\sigma(a_j)|_{a_i}$ be the number of occurrences of the letter a_i in the word $\sigma(a_j)$. The non-negative matrix

$$M_{\sigma} := (m_{i,j})_{a_i, a_j \in \mathcal{A}}$$

is called the *incidence matrix* for the substitution σ . The substitution σ is called *primitive* if M_{σ} is primitive, i.e. there exists an integer k such that every coefficient of M_{σ}^k is positive. See Appendix 11.3 for more terminology and basic facts about non-negative matrices.

3.2. *S*-adic sequences.

In *S*-adic theory (see for instance [4, 22]) one considers *directive sequences* of free monoids \mathcal{A}_n^* and of monoid morphisms $\sigma_n : \mathcal{A}_{n+1}^* \rightarrow \mathcal{A}_n^*$ (for $n \geq 0$). The morphisms σ_n (also called “substitutions”) belong to a given set S , which in many circumstances is assumed to be finite.

To any such a directive sequence $\sigma := \sigma_0 \circ \sigma_1 \circ \dots$ one associates the language $\mathcal{L}_{\sigma} \subseteq \mathcal{A}_0^*$, defined as the set of factors in \mathcal{A}_0^* of the words $\sigma_0 \circ \sigma_1 \circ \dots \circ \sigma_n(a_i)$, for any $n \geq 0$ and any $a_i \in \mathcal{A}_{n+1}$.

The subshift $X_{\sigma} \subseteq \Sigma_{\mathcal{A}_0}$ *associated to the directive sequence* σ is the set of all $x = \dots x_{k-1}x_kx_{k+1}\dots \in \Sigma_{\mathcal{A}_0}$ such that for any two integers $m \geq n$ the word $x_n \dots x_m$ is an element of \mathcal{L}_{σ} .

The directive sequence σ is called *primitive* (or *weakly primitive* by some authors) if for any $m \geq 1$ there is an integer $n \geq m + 1$ such the incidence matrix $M_{\sigma_{[m,n]}}$ is positive, for $\sigma_{[m,n]} := \sigma_m \circ \sigma_{m+1} \circ \dots \circ \sigma_{n-1}$.

One says that σ is *everywhere growing* if one has

$$\min_{a_i \in \mathcal{A}_n} |\sigma_{[0,n]}(a_i)| \rightarrow \infty \quad \text{for} \quad n \rightarrow \infty.$$

The above terminology coincides with that for substitution subshifts as introduced in subsection 3.1: indeed, one recovers the latter as special case of a stationary S -adic sequence, i.e. all terms σ_n in the directive sequence σ are equal.

Proposition 3.2 (Theorem 5.2 of [4]). *For any primitive everywhere growing directive sequence σ the subshift X_σ is minimal.*

If the directive sequence σ in the last proposition is stationary (or “strongly minimal”, see Definition 5.1 of [4]), then one can deduce furthermore that X_σ is uniquely ergodic. In general, however, there are famous counterexamples to such a “tempting” conclusion (see section 10).

3.3. Dictionary.

3.3.1. From S -adic to graph towers.

There is a canonical way how to translate the S -adic setting into that of graph towers as defined in section 2.2:

We first consider any finite alphabet \mathcal{A} and associate to it a *rose with N leaves*, i.e. a graph $R(\mathcal{A})$ with one vertex and $N = \#\mathcal{A}$ edges. We fix a bijection $a_i \mapsto e(a_i)$ between \mathcal{A} and the set $\text{Edges}^+(R(\mathcal{A}))$ of positively oriented edges.

Any subshift $X \subseteq \Sigma_{\mathcal{A}}$ gives thus canonically rise to a symbolic lamination $L^\Sigma(X) \subseteq \Sigma(R(\mathcal{A}))$ which consists precisely of those biinfinite paths $\dots e_i e_{i+1} \dots$ in $R(\mathcal{A})$ which have the property that for some $\dots x_i x_{i+1} \dots \in X$ one has $e_i = e(x_i)$ for all $i \in \mathbb{Z}$, or else $e_i = \bar{e}(x_{-i+1})$ for all $i \in \mathbb{Z}$. This defines a map $\theta : L^\Sigma(X) \rightarrow X$ which is 2 - 1: for any $x \in X$ the preimage set $\theta^{-1}(x)$ consists precisely of two biinfinite paths γ and $\bar{\gamma}$.

Furthermore, an invariant measure μ on X defines canonically an invariant measure μ_Σ on $L^\Sigma(X)$, which is determined by setting for any finite path $\gamma = e_1 \dots e_q$ in $R(\mathcal{A})$, with $e_i = e(x_i)$ and $x_i \in \mathcal{A}$, the following cylinder measures:

$$(3.1) \quad \mu_\Sigma(C_\gamma) = \mu_\Sigma(C_{\bar{\gamma}}) := \frac{1}{2} \mu([1_{\mathcal{A}}, x_1 \dots x_q])$$

The factor $\frac{1}{2}$ is introduced only to ensure that any probability measure μ gives rise to a probability measure μ_Σ . Indeed, we have as direct consequence of the above definition, for any measurable subset $X' \subseteq X$, the equality

$$\mu_\Sigma(\theta^{-1}(X')) = \mu(X').$$

Furthermore, for any two free monoids \mathcal{A}_1^* and \mathcal{A}_2^* each morphism $\sigma : \mathcal{A}_1^* \rightarrow \mathcal{A}_2^*$ is realized by a graph map $f_\sigma : R(\mathcal{A}_1) \rightarrow R(\mathcal{A}_2)$ which maps the edge $e(a_i)$ to the edge path $e(b_1)e(b_2) \dots e(b_r)$, where $a_i \in \mathcal{A}_1$ and $\sigma(a_i) = b_1 b_2 \dots b_r \in \mathcal{A}_2^*$.

Remark 3.3. We now consider a directive sequence $\sigma = \sigma_0 \circ \sigma_1 \circ \dots$ as specified in subsection 3.2.

(1) For any alphabet \mathcal{A}_n of this sequence let $R_n := R(\mathcal{A}_n)$ be the rose as defined above, and for any morphism $\sigma_n : \mathcal{A}_{n+1}^* \rightarrow \mathcal{A}_n^*$ let $f_{n,n+1} := f_{\sigma_n} : R_{n+1} \rightarrow R_n$ be the corresponding graph map.

(2) With this set-up we observe directly that the families $(R_n)_{\mathbb{N} \cup \{0\}}$ and $(f_m \circ \dots \circ f_n)_{0 \leq m \leq n}$ define a graph tower $\bar{R}(\sigma)$, and that $\bar{R}(\sigma)$ is expanding if and only if the directive sequence σ is everywhere growing.

(3) The used lamination $L^{\bar{R}(\sigma)}$ of $\bar{R}(\sigma)$ is now directly related to the subshift X_σ defined by the directive sequence σ . Indeed, one verifies easily from the above set-up:

$$L^{\bar{R}(\sigma)} = L^\Sigma(X_\sigma)$$

(4) In particular, every invariant measure μ on X_σ defines canonically an invariant measure μ_Σ on $L^{\bar{R}(\sigma)}$ which satisfies (3.1), for \mathcal{A}_0 in place of \mathcal{A} .

3.3.2. From graph towers to S -adic.

There is also a canonical way how to translate the setting of graph towers and symbolic laminations presented in section 2.2 into the traditional S -adic language from symbolic dynamics:

To any graph Γ we associate an alphabet \mathcal{A}_Γ which is in bijection with the set $\text{Edges}^\pm(\Gamma)$, i.e. any (non-oriented) topological edge E of Γ , which gives rise to the pair of oriented edges $e, \bar{e} \in \text{Edges}^\pm(\Gamma)$, is represented by two symbols $a_e, a_{\bar{e}} \in \mathcal{A}_\Gamma$. Thus \mathcal{A}_Γ is equipped with a natural fixed-point-free involution $\iota : \mathcal{A}_\Gamma \rightarrow \mathcal{A}_\Gamma$, $a_e \mapsto a_{\bar{e}}$. This map extends to an involution $\mathcal{A}_\Gamma^* \rightarrow \mathcal{A}_\Gamma^*$, still denoted by ι , which is given by

$$\iota : x_1 x_2 \dots x_q \mapsto \iota(x_q) \iota(x_{q-1}) \dots \iota(x_1)$$

where $x_i \in \mathcal{A}_\Gamma$ for all $i = 1, \dots, q$.

One then considers the subshift of finite type $\Sigma_{\mathcal{A}_\Gamma}^\iota \subseteq \Sigma_{\mathcal{A}_\Gamma}$ defined through the rule that no factor of type $a_e a_{\bar{e}}$ is admitted in the biinfinite words of $\Sigma_{\mathcal{A}_\Gamma}^\iota$. We now work with subshifts $X \subseteq \Sigma_{\mathcal{A}_\Gamma}^\iota$ which are invariant under ι , and similarly with ι_* -invariant measures μ on X , i.e. one has

$$(3.2) \quad \text{(a) } \iota(X) = X \quad \text{and} \quad \text{(b) } \mu(\iota(X')) = \mu(X')$$

for any measurable subset X' of X . The following is fairly straightforward from these definitions; details have been given in [1], Annex A, and in [44], section 5.2 :

Proposition 3.4. *Let Γ be any finite graph, and let \mathcal{A}_Γ and ι be as defined above.*

(1) *Any symbolic lamination $L^\Sigma \subseteq \Sigma(\Gamma)$ gives canonically rise to a subshift $X \subseteq \Sigma_{\mathcal{A}_\Gamma}^\iota$ which satisfies (3.2)(a), where any finite reduced path $\gamma = e_1 \dots e_q$ in Γ is a subpath of some biinfinite path of L^Σ if and only if $a_{e_1} \dots a_{e_q}$ (and hence also $a_{\bar{e}_q} \dots a_{\bar{e}_1}$) is a factor of some biinfinite word in X .*

(2) *Similarly, to any invariant measure μ_Σ on $\Sigma(\Gamma)$ there is canonically associated a measure μ on $\Sigma_{\mathcal{A}_\Gamma}^\iota$ which satisfies (3.2)(b), and furthermore*

$$\mu_\Sigma(C_\gamma) = \mu([1_{\mathcal{A}_\Gamma}, a_{e_1} \dots a_{e_q}])$$

for any finite reduced path $\gamma = e_1 \dots e_q$ in Γ . □

It follows directly from this set-up that any graph map $f : \Gamma \rightarrow \Gamma'$ gives rise to a monoid morphism (i.e. a “substitution” in the slightly generalized sense of subsection 3.2) $f^{\mathcal{A}} : \mathcal{A}_\Gamma \rightarrow \mathcal{A}_{\Gamma'}$. Hence any family of graphs Γ_n and of graph maps $f_{m,n} : \Gamma_n \rightarrow \Gamma_m$, with $n \geq m \geq 0$, which defines a graph tower $\bar{\Gamma}$, gives directly rise to a family of substitutions $\sigma_{m,n} := f_{m,n}^{\mathcal{A}} : \mathcal{A}_{\Gamma_n} \rightarrow \mathcal{A}_{\Gamma_m}$ and hence to a directive sequence $\sigma := \sigma_{0,1} \circ \sigma_{1,2} \circ \dots$. The latter is everywhere growing if and only if the graph tower $\bar{\Gamma}$ is expanding. For the subshift $X_\sigma \subseteq \Sigma_{\mathcal{A}_{\Gamma_0}}$ which is associated to this directive sequence (see subsection 3.2) one easily verifies:

Lemma 3.5. *The subshift X_σ is precisely the subshift associated in Proposition 3.4 (1) to the used lamination $L^{\bar{\Gamma}}$. □*

Formally, this gives the possibility to avoid graph maps and graph towers altogether, and do everything presented in this paper in the traditional settings of symbolic dynamics, with the extra feature that one always has to keep track of the involution ι that needs to be carried along. However, in this paper we prefer the approach through graph towers and vector towers, the reason being that this setting is much more suitable in the context of automorphisms of free groups F_N and closer to the existing tools for the study of their action on current space $\mathbb{P}\text{Curr}(F_N)$.

Remark 3.6. The reader who prefers traditional symbolic dynamics, and hence decides anyway to engage into the alternative to “carry along ι ”, should be immediately given a warning that this leads to certain unpleasant phenomena, for instance:

If X is the subshift associated in Propostiton 3.4 (1) to a given symbolic lamination L^Σ , then assuming that L^Σ is minimal doesn't imply that X is minimal. Indeed, it is quite possible that X is the disjoint union of two minimal sub-subshifts X_1 and X_2 which are vice versa ι -images of each other. This happens in particular if L^Σ itself is obtained via $L^\Sigma = L^{\bar{R}(\sigma)}$ from some directive sequence σ as described in Remark 3.3.

3.4. Comparison of results.

The following general result for arbitrary subshifts $X \subseteq \Sigma_{\mathcal{A}}$ (with finite \mathcal{A}) is well-known:

If μ is an ergodic measure on X , then for any word $w \in \mathcal{A}^*$ and any μ -generic biinfinite word $x = \dots x_i x_{i+1} \dots \in X$ the frequency

$$\mathcal{F}_w(x) := \lim_{n \rightarrow \infty} \frac{1}{2n+1} |x_{-n} \dots x_n|_w$$

is well defined, where as before for any $v \in \mathcal{A}^*$ we denote by $|v|_w$ the number of occurrences of w as factor (= subword) of v . One obtains as a standard consequence of Birkhoff's ergodicity theorem:

Fact 3.7. *Let μ be an ergodic measure on a subshift $X \subseteq \Sigma_{\mathcal{A}}$. For every $w \in \mathcal{A}^*$ and any μ -generic $x \in X$ one has:*

$$\mathcal{F}_w(x) = \mu([1_{\mathcal{A}}, w])$$

Turning now to S -adic subshifts, say with directive sequence $\sigma = \sigma_0 \circ \sigma_1 \circ \dots$ as above, we abbreviate the composition of transition matrices by

$$M_{[m,n]} := M(\sigma_{[m,n]}) = M(\sigma_m \circ \dots \circ \sigma_{n-1}) = M(\sigma_m) \cdot \dots \cdot M(\sigma_{n-1})$$

for any non-negative integers $m \leq n-1$. One considers the non-negative cone $\mathbb{R}_{\geq 0}^{d_n}$, for $d_n = \#\mathcal{A}_n$, and the sequence of image cones $\mathcal{C}_n^m := M_{[m,n]}(\mathbb{R}_{\geq 0}^{d_m})$ in $\mathbb{R}_{\geq 0}^{d_n}$. Then one has:

Proposition 3.8 ([4], Theorem 5.7). *The subshift X_σ is uniquely ergodic if σ is everywhere growing and if for every $m \geq 0$ the nested intersection $\mathcal{C}^m := \bigcap \{\mathcal{C}_n^m \mid n \geq m+1\}$ is 1-dimensional.*

A coarser but more general criterion is given by the following:

Proposition 3.9 ([22], §4). *Let σ be an everywhere growing directive sequence of substitutions $\sigma_n : \mathcal{A}_{n+1}^* \rightarrow \mathcal{A}_n^*$. Then the number of ergodic probability measures on the S -adic subshift X_σ is bounded above by*

$$\max_{n \in \mathbb{N}} \#\mathcal{A}_n.$$

More detailed information is given by the following:

Proposition 3.10 ([4], Theorem 5.7). *Let σ be an everywhere growing directive sequence of substitutions $\sigma_n : \mathcal{A}_{n+1}^* \rightarrow \mathcal{A}_n^*$. Then the set of vectors $\vec{v} \in \mathcal{C}^0 = \bigcap \{\mathcal{C}_n^0 \mid n \geq 1\}$ coincides with the set of points $(\mu([1_{\mathcal{A}}, a_i])_{a_i \in \mathcal{A}_0})$, where μ is any invariant measure on X_σ .*

Fact 3.7 and all of the last three propositions are direct consequences of our Theorem 2.9 via the dictionary given in subsection 3.3. In the converse direction, Proposition 3.10, when applied not just to the cone \mathcal{C}^0 but also to the cones \mathcal{C}^m with arbitrary $m \geq 0$, seems to give the possibility to associate (in a non-unique way) to any directive sequence σ of substitutions and any invariant measure μ on the subshift X_σ a vector tower $\vec{v}(\mu)$ on the graph tower $\vec{R}(\sigma)$, which determines the values of μ on all cylinders that are determined by the letters of any of the \mathcal{A}_n of σ . This would constitute a weak analogue of part (2) of Theorem 2.9 in the special case of S -adic subshifts. The approach pursued in Theorem 5.7 of [4], however, works entirely through frequencies and is hence in practice limited to ergodic measures: For arbitrary measures μ no analogue of Fact 3.7 can possibly be true, so that one has to decompose such μ as convex combination of ergodic measures (using Proposition 2.3).

Another alternative approach for substitutional subshifts (and in part also for S -adic subshifts), based on the machinery of Bratteli diagrams and Vershik maps, has been pursued by Bezuglyi, Kwiatkowski, Medynets and Solomyak in [7, 8, 9]. A brief introduction to Bratteli-Vershik technology and a discussion of their work together with a comparison to our results is given below in Appendix 11.1.

4. GRAPH MAPS IN SEVERAL DIFFERENT DIALECTS

In this section we set up the basic terminology for the technology of graph towers, weight towers and vector towers, which will be defined and studied in the subsequent sections.

Convention 4.1. Throughout this section we use the terminology defined in section 2.1. For the convenience of the reader we recall:

- (1) All graphs Γ are finite and connected, and possibly with vertices of valence 1 or valence 2.
- (2) A graph map $f : \Gamma' \rightarrow \Gamma$ is a map between graphs Γ' and Γ which maps vertices to vertices and edges to edge paths.

Without further assumptions, for any graph map $f : \Gamma' \rightarrow \Gamma$ the image edge path $f(e')$ in Γ of an edge e' of Γ' may well not be reduced. It could also be a trivial edge path, i.e. e is contracted by f to a single vertex.

However, in this paper we will almost always be concerned with graph maps that maps edges to non-trivial reduced paths. To achieve this condition, starting from a general graph map $f : \Gamma' \rightarrow \Gamma$, we pass to a quotient graph of Γ' by contracting all edges that are contracted by f , and we introduce additional vertices of valence 2 by subdividing edges of Γ' at those points where f is not locally injective. The resulting quotient graph of Γ' and the graph map induced on it by f has now the desired property.

Definition-Remark 4.2. The reader should be aware of the following “pathology”, which may well occur for a graph map $f : \Gamma' \rightarrow \Gamma$, even if all edges have image paths that are non-trivial reduced:

At some vertex v' of Γ' the edges e'_j with v' as initial vertex are mapped to edge paths $f(e'_j)$ which all have the same edge e_i as initial edge. In this case we say that v' is an *f-folding vertex*. This happens in particular if v' is mapped to a vertex of valence 1.

We will now define three different “dialects”, in which graphs and graph maps can occur, as well as the formal transition between them. This will be done below with all technical details, since it is the base for what comes in the subsequent sections.

Definition 4.3 (see Figure 1). (1) A graph Γ^* is given in *long-edge dialect* if Γ^* has only *intrinsic* vertices, i.e. vertices of valence ≥ 3 or of valence 1. More generally, Γ^* is in *long-edge dialect relative to some subset* V_0 of the vertices of Γ^* if all vertices of Γ^* outside V_0 do not have valence 2.

Edges of such a graph are called *long edges*, and we usually denote them by e^* or e_i^* .

A graph map $f^* : \Gamma^* \rightarrow \Gamma$ is in *long-edge dialect* if the following conditions are satisfied:

- (a) The graph Γ^* is in long-edge dialect relative to the set of all *f-folding* vertices.
- (b) For any edge e^* of Γ^* the image edge path $f^*(e^*)$ is non-trivial and reduced.

(2) A graph map $\check{f} : \check{\Gamma} \rightarrow \Gamma$ is in *short-edge dialect* if for every edge e of $\check{\Gamma}$ the image path $\check{f}(e)$ has length 1, or in other words: \check{f} maps every edge to a single edge. The edges of such $\check{\Gamma}$ are called *short edges*.

Remark 4.4. (1) Let $f : \Gamma' \rightarrow \Gamma$ be a graph map that maps edges to non-trivial reduced edge paths. The “translation” of f and Γ' into long-edge dialect is simply done by erasing all valence 2 vertices from Γ' which are not *f-folding* vertices. We formalize this transition by calling the resulting graph $\text{Long}(\Gamma')$ and the resulting map $\text{Long}(f)$.

(2) In part (1) above we have purposefully ignored the very special case where Γ' possesses only vertices of valence 2, i.e. Γ' is homeomorphic to the circle. Of course, in this case one can only erase all but one vertices; however, since this case is not relevant to the goals of this paper and furthermore easy to figure out, we decided to leave out the notational extra efforts needed to formally treat this case.

(3) Similarly, the translation into short-edge dialect is given by introducing new valence 2 vertices in Γ' for every *f-preimage* point of a vertex of Γ (unless, of course, the preimage point is already a vertex of Γ'). Again, we formalize this transition by calling the resulting graph $\text{Short}(\Gamma')$ and the resulting map $\text{Short}(f)$.

The reader verifies directly the following equalities:

$$\text{Long}(\Gamma') = \text{Long}(\text{Long}(\Gamma')) = \text{Long}(\text{Short}(\Gamma'))$$

$$\text{Long}(f) = \text{Long}(\text{Long}(f)) = \text{Long}(\text{Short}(f))$$

$$\text{Short}(\Gamma') = \text{Short}(\text{Short}(\Gamma')) = \text{Short}(\text{Long}(\Gamma'))$$

$$\text{Short}(f) = \text{Short}(\text{Short}(f)) = \text{Short}(\text{Long}(f))$$

Definition 4.5. (1) A graph $\hat{\Gamma}$ is given in *blow-up dialect* if the following conditions are satisfied:

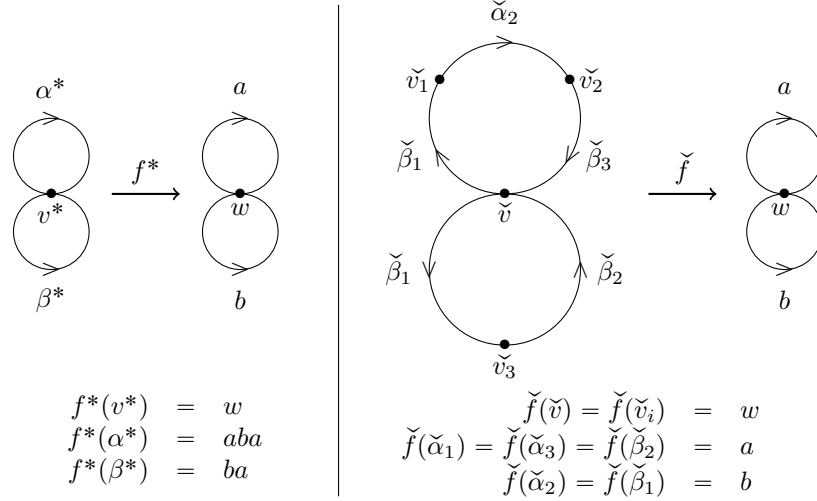


FIGURE 1. We consider the graph Γ with one vertex v and two edges a, b (the “rose with two petals”), as well as the graph map $f : \Gamma \rightarrow \Gamma$ defined by $f(a) = aba$ and $f(b) = ba$. In long-edge dialect, this gives rise to a graph map $f^* : \Gamma^* \rightarrow \Gamma$ (represented on the left hand side). In short-edge dialect, this gives rise to a graph map $\tilde{f} : \tilde{\Gamma} \rightarrow \Gamma$ (represented on the right hand side). The correspondence between f^* and \tilde{f} is given by: $\alpha^* \leftrightarrow \tilde{\alpha}_1\tilde{\alpha}_2\tilde{\alpha}_3$ and $\beta^* \leftrightarrow \tilde{\beta}_1\tilde{\beta}_2$.

- (a) The vertices of $\hat{\Gamma}$ are partitioned into classes:

$$V(\hat{\Gamma}) = V_1 \dot{\cup} \dots \dot{\cup} V_q$$

Here $\dot{\cup}$ denotes the disjoint union.

- (b) The edges of $\hat{\Gamma}$ are partitioned into classes:

$$\text{Edges}^\pm(\hat{\Gamma}) = \hat{E}^\pm \dot{\cup} \mathcal{E}_1^\pm \dot{\cup} \dots \dot{\cup} \mathcal{E}_q^\pm$$

Occasionally we will specify this notation to $\hat{E}^\pm(\hat{\Gamma}) := \hat{E}^\pm$ and $\mathcal{E}^\pm(\hat{\Gamma}) := \mathcal{E}_1^\pm \dot{\cup} \dots \dot{\cup} \mathcal{E}_q^\pm$.

- (c) For every $k = 1, \dots, q$ the edges ε_j from \mathcal{E}_k^\pm (called *local edges*) form a complete graph (called *local vertex graph*) over the vertex set V_k .
- (d) Every vertex of $\hat{\Gamma}$ is the initial vertex of precisely one edge \hat{e}_i from the set \hat{E}^\pm of *non-local edges* (and thus also the terminal vertex of precisely one such edge).
- (2) A graph map $\hat{f} : \hat{\Gamma}' \rightarrow \hat{\Gamma}$ is given in *blow-up dialect* if both, $\hat{\Gamma}$ and $\hat{\Gamma}'$ are in blow-up dialect, and if the map \hat{f} maps every local vertex graph of $\hat{\Gamma}'$ to a local vertex graph of $\hat{\Gamma}$, such that the following holds:
- (a) Every local edge ε'_j of $\hat{\Gamma}'$ is either mapped to a single local edge $\varepsilon_k = \hat{f}(\varepsilon'_j)$ of $\hat{\Gamma}$, or else ε'_j is contracted by \hat{f} to a vertex. In the first case the local edge ε'_j will be termed *legal*, while in the second case we call it *illegal*, with respect to the map \hat{f} .
- (b) We also require that for every non-local edge $\hat{e}' \in \hat{E}^\pm(\hat{\Gamma}')$ the image edge path $\hat{f}(\hat{e}')$ is reduced and non-trivial. Furthermore $\hat{f}(\hat{e}')$ does not have a local edge as initial or as terminal edge, and $\hat{f}(\hat{e}')$ never traverses two consecutive local edges. From the hypothesis that $\hat{f}(\hat{e}')$ is reduced it follows that $\hat{f}(\hat{e}')$ also never traverses two consecutive non-local edges, so that in fact it is an edge path that alternates between local and non-local edges.

Remark 4.6. (1) Let $\hat{\Gamma}$ be a graph in blow-up dialect as in Definition 4.5. The graph Γ obtained from $\hat{\Gamma}$ by contracting all local edges of $\hat{\Gamma}$ (and hence identifying, for each $k = 1, \dots, q$, all vertices in V_k to define a single quotient vertex \mathcal{V}_k), is said to be obtained *by contraction*. We denote this by:

$$\Gamma = \text{Contr}(\hat{\Gamma})$$

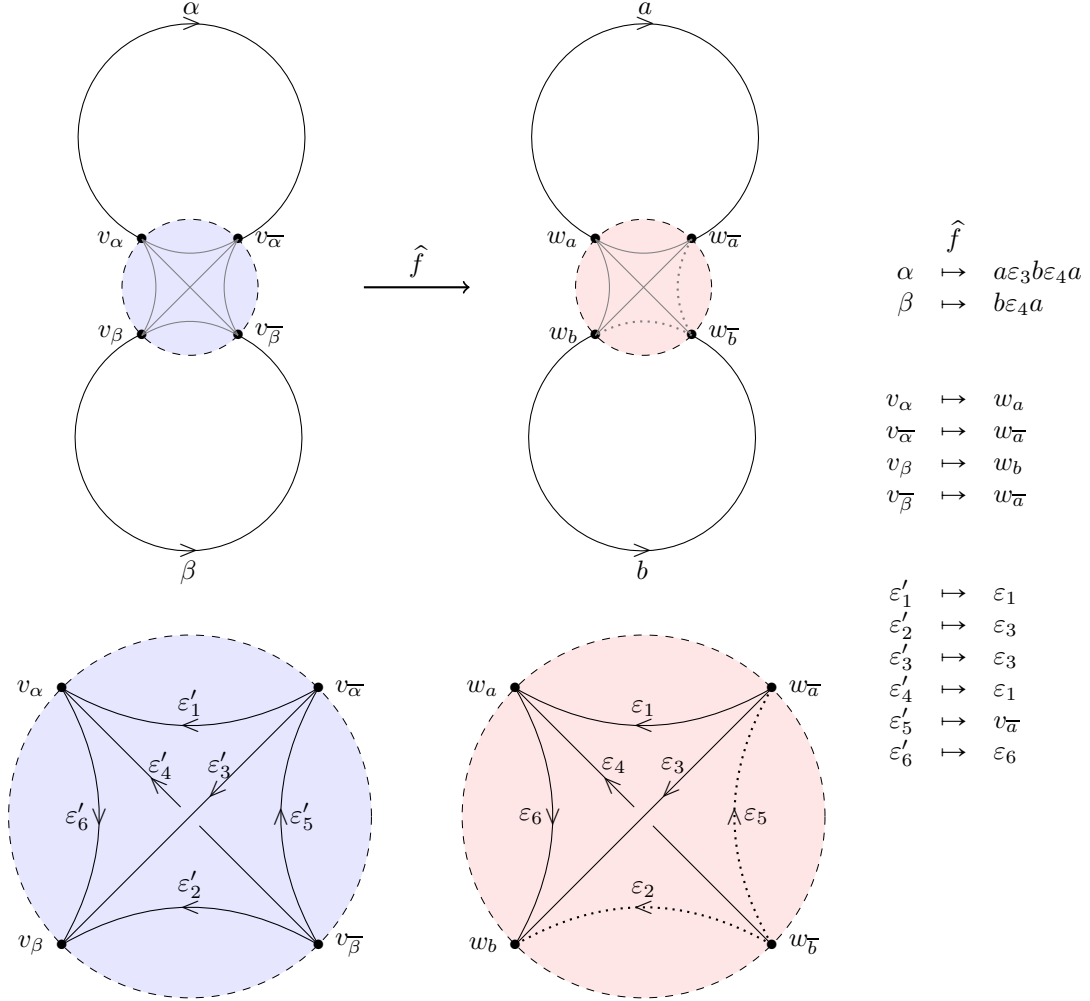


FIGURE 2. We consider the map $\hat{f} = \text{Blow-up}(f^*)$, which is the translation of the map f^* from Figure 1 into the blow-up dialect. For this, we replace the vertices v and w by local graphs $\Gamma(v)$ and $\Gamma(w)$ respectively: a zoom-in of these local graphs is reproduced below each of the two corresponding global graphs.

We note that not all of the blown-up local vertex graph $\Gamma(w)$ is in the image of \hat{f} : in practice, the dotted edges ε_2 and ε_5 could have been removed. Notice also that the local edge ε'_5 in $\Gamma(v)$ is illegal, while all other local edges in $\Gamma(v)$ are legal.

(2) Let $\hat{f} : \hat{\Gamma}' \rightarrow \hat{\Gamma}$ be a graph map in blow-up dialect. We say that the map $f : \Gamma' \rightarrow \Gamma$ is obtained from \hat{f} by contraction if we have $\Gamma = \text{Contr}(\hat{\Gamma})$ and $\Gamma' = \text{Contr}(\hat{\Gamma}')$, and f is the map induced by \hat{f} on the two quotient graphs. In this case we write:

$$f = \text{Contr}(\hat{f})$$

It follows directly from the above definitions that this map f maps every edge of Γ' to a reduced non-trivial edge path in Γ .

We now want to describe the converse “translation” (see Figure 2). For this purpose we first define a *blow-up* procedure at a vertex v of the graph Γ : Let $E(v)$ be the set of oriented edges e which have v as initial vertex (to be specific: if some edge e has v as initial and also as terminal vertex, then both, e and \bar{e} belong to $E(v)$). We define a *local vertex graph* $\Gamma(v)$, which has a vertex v_e for each $e \in E(v)$ and is the full

graph over this *local vertex set* $\{v_e \mid e \in E(v)\}$. The edges of such a local graph $\Gamma(v)$ are called *local edges* and will be denoted by ε or ε_k .

Definition-Remark 4.7. (1) For any graph Γ the associated *blow-up graph* $\widehat{\Gamma}$ is defined as the union of the local vertex graphs $\Gamma(v)$, for any vertex v of Γ , together with an edge \widehat{e} for every edge e of Γ : if e has initial vertex v_1 and terminal vertex v_2 , then the initial vertex of \widehat{e} is the *local vertex* v_e of $\Gamma(v_1)$, and the terminal vertex of \widehat{e} is the local vertex $v_{\bar{e}}$ of $\Gamma(v_2)$. One verifies easily that the conditions (a) - (d) of Definition 4.5 (1) are satisfied. We write:

$$\widehat{\Gamma} = \text{Blow-up}(\Gamma)$$

(2) Given a graph map $f : \Gamma' \rightarrow \Gamma$ which maps edges to reduced non-trivial edge paths, we define the associated *blow-up map* $\widehat{f} : \widehat{\Gamma}' \rightarrow \widehat{\Gamma}$ by passing to the blow-up graphs $\widehat{\Gamma} := \text{Blow-up}(\Gamma)$ and $\widehat{\Gamma}' := \text{Blow-up}(\Gamma')$. We now consider any vertex v' of Γ' and any edge e' with v' as initial vertex, and for the vertex $v_{e'}$ of the local vertex graph $\Gamma(v')$ we define $\widehat{f}(v_{e'}) = v_e$, where e is the initial edge of the edge path $f(e')$ (so that v_e is a vertex of the local vertex graph $\Gamma(f(v'))$).

For any edge e' of Γ' with $f(e') = e_1 e_2 \dots e_t$ we define $\widehat{f}(e') := \widehat{e}_1 \varepsilon_1 \widehat{e}_2 \varepsilon_2 \dots \varepsilon_{t-1} \widehat{e}_t$, where ε_k is the local edge that connects the terminal vertex $v_{\bar{e}_k}$ of \widehat{e}_k to the initial vertex $v_{e_{k+1}}$ of \widehat{e}_{k+1} . (Note that such a local edge must exist, since the terminal vertex of e_k agrees with the initial vertex of e_{k+1} in Γ , and since from the assumption that $f(e')$ is reduced it follows that $v_{\bar{e}_k} \neq v_{e_{k+1}}$.)

For any local edge ε'_j of $\widehat{\Gamma}'$ which connects a vertex v_1 to a vertex v_2 , the image $\widehat{f}(\varepsilon'_j)$ is either defined to be the local edge connecting $\widehat{f}(v_1)$ to $\widehat{f}(v_2)$, in case that these two vertices are distinct, or else $\widehat{f}(\varepsilon'_j)$ is contracted to the single vertex $\widehat{f}(v_1) = \widehat{f}(v_2)$.

Again, one sees directly that the map \widehat{f} is in blow-up dialect, as set up above in Definition 4.5 (2). We write:

$$\widehat{f} = \text{Blow-up}(f)$$

At this point we would like to point out that a vertex v' of Γ' is an f -folding vertex for the graph map $f : \Gamma' \rightarrow \Gamma$ if and only if, after translation into blow-up dialect, all edges of the local vertex graph $\Gamma(v')$ are illegal with respect to \widehat{f} (see Definition 4.5 (2)(a)).

Remark 4.8. The reader verifies directly from the definitions the following equalities, for any graph Γ , or for any graph map $f : \Gamma' \rightarrow \Gamma$ which maps edges to reduced non-trivial edge paths:

$$\Gamma = \text{Contr}(\text{Blow-up}(\Gamma))$$

$$f = \text{Contr}(\text{Blow-up}(f))$$

Similarly, for any graph $\widehat{\Gamma}$ and any graph map $f : \widehat{\Gamma}' \rightarrow \widehat{\Gamma}$ in blow-up dialect we have:

$$\widehat{\Gamma} = \text{Blow-up}(\text{Contr}(\widehat{\Gamma}))$$

$$\widehat{f} = \text{Blow-up}(\text{Contr}(\widehat{f}))$$

In the next sections the blow-up dialect will almost always be used in combination with the short-edge dialect, i.e. we will consider, for a given graph map $f : \Gamma' \rightarrow \Gamma$ the combined translations $\text{Blow-up}(\text{Short}(f)) : \text{Blow-up}(\text{Short}(\Gamma')) \rightarrow \text{Blow-up}(\Gamma)$.

However, our above set-up allows also to use the blow-up dialect in combination with the long-edge dialect, i.e. one works with the maps $\text{Blow-up}(\text{Long}(f)) : \text{Blow-up}(\text{Long}(\Gamma')) \rightarrow \text{Blow-up}(\Gamma)$.

Convention 4.9. In the subsequent sections we will often pass in an informal way from one dialect to the other. In this case we use the following convention, for any graph map $f : \Gamma' \rightarrow \Gamma$, and any reduced non-trivial edge path γ in Γ' :

The path γ will not change name if we pass to long-edge or to short-edge dialect: Indeed, γ stays topologically the same, as simply valence 2 vertices will be added or removed. In long-edge dialect it could hence be that γ is not any more an edge path in the classical sense, but starts and finishes with a “partial edge” (or γ may also be entirely contained in a single long edge).

In the case where we pass to the blow-up dialect, the name γ still stays, but in addition we impose that in the blow-up graph $\widehat{\Gamma}'$ the corresponding path γ never starts or ends with a local edge, and never passes over two consecutive local edges.

It is a direct consequence of the above conventions that changing back and forth dialects will not change γ if after several changes one ends up in the same dialect as started out with. Here we need to assume, if we start out in blow-up dialect, that γ does not start or end with a local edge, and does never pass over two consecutive local edges.

For the subsequent sections we need to generalize the above defined concept of “long-edge dialect” slightly:

Definition-Remark 4.10. Let I be a (possibly infinite) index set, J a subset of $I \times I$, and let $(f_{i,j} : \Gamma_j \rightarrow \Gamma_i)_{(i,j) \in J}$ be a family of graph maps which is stable with respect to composition. Then we define the *relative long-edge dialect (with respect to J)* by erasing all non-intrinsic vertices from the Γ_i , where a vertex v of Γ_i is counted as *intrinsic* if one of the following conditions is satisfied:

- (1) v has valence 1 or ≥ 3 .
- (2) v is an $f_{k,i}$ -folding vertex for some $(k, i) \in J$.
- (3) $v = f_{i,j}(v')$ for some $(i, j) \in J$, and v' is an intrinsic vertex as in (1) or (2) above.

Equivalently, a vertex v is non-intrinsic if it is of valence 2, and so are all of the preimage vertices of v , and furthermore neither v nor any of these preimage vertices is a folding vertex, for any map from the given family J of graph maps.

As a consequence, intrinsic vertices are always mapped to intrinsic vertices, while non-intrinsic vertices are mapped either to intrinsic or to non-intrinsic vertices.

5. GRAPH TOWERS AND THEIR USED LANGUAGE

In this section we will properly define and study the main tool of this paper, called “expanding graph towers”. To every expanding graph tower we canonically associate a symbolic lamination, called the “used lamination”. We also show that to any symbolic lamination L^Σ there exists an expanding graph tower which has L^Σ as used lamination.

5.1. Graph towers.

We will first recall from section 2.2 the definition of graph towers, without reference to any of the three dialects introduced in section 4. We comment below about the translation into these dialects.

Definition 5.1. A *graph tower* $\overleftarrow{\Gamma}$ is given by an infinite family $(\Gamma_n)_{n \in \mathbb{N} \cup \{0\}}$ of finite connected *level graphs* Γ_n and an infinite family $\overleftarrow{f} = (f_{m,n})_{0 \leq m \leq n}$ of graph maps $f_{m,n} : \Gamma_n \rightarrow \Gamma_m$ (sometimes called *level transition maps*), where the following properties are satisfied:

- (a) $f_{m,n}$ maps vertices to vertices.
- (b) $f_{m,n}$ maps edges to reduced non-trivial edge paths.
- (c) The family \overleftarrow{f} is *compatible*: one has $f_{k,m} \circ f_{m,n} = f_{k,n}$ for all integers $n \geq m \geq k \geq 0$. In particular we require $f_{n,n} = id_{\Gamma_n}$ for all $n \geq 0$.

For simplicity we will use the abbreviations $f_n := f_{0,n}$ for all $n \geq 0$.

Remark 5.2. (1) Any graph tower $\overleftarrow{\Gamma} = ((\Gamma_n)_{n \in \mathbb{N} \cup \{0\}}, (f_{m,n})_{0 \leq m \leq n})$ can be translated canonically into

- a *relative long-edge graph tower* $((\Gamma_n^*)_{n \in \mathbb{N} \cup \{0\}}, (f_{m,n}^*)_{0 \leq m \leq n})$
[where “relative” is meant with respect to the family $(f_{m,n})_{0 \leq m \leq n}$, see Definition-Remark 4.10],
- a *short-edge graph tower* $((\check{\Gamma}_n)_{n \in \mathbb{N} \cup \{0\}}, (\check{f}_{m,n})_{0 \leq m \leq n})$, or
- a *blow-up graph tower* $((\hat{\Gamma}_n)_{n \in \mathbb{N} \cup \{0\}}, (\hat{f}_{m,n})_{0 \leq m \leq n})$.

The translation of $\overleftarrow{\Gamma}$ into short-edge or blow-up dialect is always done “from the bottom up”, where at any step one always follows the detailed instructions given in section 4: One first translates Γ_0 , then Γ_1 together with f_1 , then Γ_2 together with $f_{1,2}$ (and thus also with $f_2 = f_1 \circ f_{1,2}$), and so on.

(2) As a consequence, we note for any level graph Γ_n that, in the process of translating Γ_n into short-edge dialect $\check{\Gamma}_n$ through subdivision of the edges according to any of the maps $f_{m,n}$ (see Remark 4.4), the set of

newly introduced valence 2 vertices is independent of the choice of m , since any of the level graphs Γ_m with $m \leq n - 1$ has (in the procedure “from the bottom up”) already been translated into short-edge dialect.

(3) Similarly, we note that if in the blow-up dialect any level graph $\hat{\Gamma}_n$ has a local edge ε_k which is *illegal*, by which we mean “illegal with respect to the map \hat{f}_n ” (see Definition 4.5 (2)), then for any level graph $\hat{\Gamma}_m$ of lower level $m \leq n$ the image $\hat{f}_{m,n}(\varepsilon_k)$ is either degenerated to a single vertex, or else $\hat{f}_{m,n}(\varepsilon_k)$ is a local edge which then must also be illegal (i.e. illegal with respect to \hat{f}_m).

(4) For the translation of $\overleftarrow{\Gamma}$ into relative long-edge dialect we first determine for any level graph Γ_n the set of vertices that have valence ≥ 3 or 1, or are f_n -folding vertices (where we observe that any $f_{m,n}$ -folding vertex must also be an f_n -folding vertex, by the compatibility condition (c) in Definition 5.1). These vertices together with their $f_{m,n}$ -images, for any $1 \leq m \leq n$, are the intrinsic vertices of $\overleftarrow{\Gamma}$. Erasing all non-intrinsic vertices from any level graph Γ_m with $m \geq 1$ (compare Remark 4.4 (2)) now gives directly the long-edge graph tower associated to $\overleftarrow{\Gamma}$.

Remark 5.3. (1) The concept of a graph tower $\overleftarrow{\Gamma}$ given in Definition 5.1 has been purposefully kept fairly general. As a consequence, there can occur two types of “pathologies”, which we’d like to point out:

- (a) Some of the level transition maps $f_{m,n}$ may have folding vertices.
- (b) Some of the level transition maps $f_{m,n}$ may not be surjective.

Both of these pathologies don’t harm the proofs given below, but they may lead to unnecessary complications, so that the reader may be more happy to work with “non-pathological” graph towers, i.e. (a) and (b) above do not occur. This is in fact possible without any essential loss, see Remark 5.8 (2) and Remark 6.4 (2).

(2) At this point we’d like to note that any graph tower $\overleftarrow{\Gamma}$ possesses a canonical maximal non-pathological subtower, obtained by iteratively removing all (perhaps infinitely many) edges which are not in the image of any level transition map, and also any edge which is adjacent to a folding vertex. One also removes any vertex which in this iterative process eventually gets valence 0.

Of course, this may lead to degeneracy phenomena like graphs homeomorphic to a circle with level maps that are homeomorphisms, or even empty graphs. Such phenomena lie outside the realm of interest of this paper. The latter is captured properly by the subsequent definition, as in the sequel we will restrict our attention exclusively to expanding graph towers. It is easy to verify that for those the above named degeneracy phenomena regarding the maximal non-pathological subtower can not occur.

Definition 5.4. We say that the graph tower $\overleftarrow{\Gamma}$, given by a family \overleftarrow{f} of graph maps as in Definition 5.1, is *expanding* if, when considering the long edges e_i^* obtained from deleting the non-intrinsic vertices of the level graphs Γ_n (i.e. by passing over to level graphs Γ_n^* through translation into relative long-edge dialect) the *minimal long-edge length*

$$\text{minlength}_{\overleftarrow{\Gamma}}(n) := \min_{e_i^* \in \text{Edges}^\pm(\Gamma_n^*)} |f_n^*(e_i^*)|$$

(see Definition 2.1) satisfies

$$\lim_{n \rightarrow \infty} (\text{minlength}_{\overleftarrow{\Gamma}}(n)) \rightarrow \infty.$$

5.2. Languages and laminations associated to an expanding graph tower.

To any graph tower there are naturally associated two (competing) natural “languages”; the difference is subtle but in some contexts important, so that we first want to set up our terminology with a bit of care:

Definition 5.5. Let Γ be any finite connected graph.

- (1) We denote by $\mathcal{P}(\Gamma)$ the set of finite edge paths γ in Γ that are reduced.
- (2) Any subset $\mathcal{L} \subseteq \mathcal{P}(\Gamma)$ is called a *language over Γ* .
- (3) For any language \mathcal{L} over Γ we use the following terminology:
 - (a) \mathcal{L} is called *factorial* if for any $\gamma \in \mathcal{L}$ one also has $\gamma' \in \mathcal{L}$, for any subpath (“factor”) γ' of γ .
 - (b) \mathcal{L} is called *bi-extendable* if for any $\gamma \in \mathcal{L}$ there exists a $\gamma' \in \mathcal{L}$ such that γ is a non-boundary subpath of γ' .

Here a subpath γ of γ' is a “boundary subpath” if γ and γ' have their first or last edge in common, or, in case that γ is trivial, if it agrees with the initial or terminal vertex of γ' .

- (c) \mathcal{L} is called *invertible* if for any $\gamma \in \mathcal{L}$ the reversed path $\bar{\gamma}$ also satisfies $\bar{\gamma} \in \mathcal{L}$.
- (d) \mathcal{L} is called *laminary* if it is non-empty, factorial, bi-extendable and invertible.
- (4) Every infinite language \mathcal{L} over Γ defines an *associated* symbolic lamination $L^\Sigma(\mathcal{L})$ on Γ : it consist precisely of those biinfinite paths γ which have the property that every finite subpath γ' of γ is also a subpath of some $\gamma'' \in \mathcal{L}$ or of its inverse $\bar{\gamma}''$.
- (5) Conversely, every symbolic lamination L^Σ on Γ defines an *associated* language $\mathcal{L}(L^\Sigma)$ over Γ , which consists of all finite subpaths of any $\gamma \in L^\Sigma$.

One easily verifies that for any symbolic lamination L^Σ on a graph Γ the associated language $\mathcal{L}(L^\Sigma)$ is laminary, and that one has $L^\Sigma(\mathcal{L}(L^\Sigma)) = L^\Sigma$. Conversely, however, $\mathcal{L}(L^\Sigma(\mathcal{L})) = \mathcal{L}$ only follows if \mathcal{L} is laminary; in general neither of the two languages is included in the other.

Definition 5.6. Let $\bar{\Gamma} = ((\Gamma_n)_{n \in \mathbb{N} \cup \{0\}}, (f_{m,n})_{0 \leq m \leq n})$ be an expanding graph tower.

- (1) A finite edge path γ in some level graph Γ_m is called *used* if for any index $n \geq m$ there is an index $n' \geq n$ and an edge e^* in the relative long-edge level graph $\Gamma_{n'}^*$ such that the path $f_{m,n'}^*(e^*)$ contains γ or $\bar{\gamma}$ as subpath. The set of used edge paths in Γ_0 is called the *used language of $\bar{\Gamma}$* and denoted by $\mathcal{L}_{used}(\bar{\Gamma})$.
- (2) An edge path γ in some level graph Γ_n is *legal* if $f_n(\gamma)$ is reduced, or, equivalently, if γ translated into in blow-up dialect only crosses over local edges that are legal. The set of legal paths in Γ_n is denoted by $\mathcal{L}_{legal}(\Gamma_n)$. An edge path γ in Γ_0 is called *infinitely legal* if for any $n \geq 0$ it is a subpath of $f_n(\gamma')$ or $f_n(\bar{\gamma}')$, for some legal path γ' in Γ_n . The set of infinitely legal edge paths in Γ_0 is called the *infinitely legal language of $\bar{\Gamma}$* and denoted by $\mathcal{L}_{legal}(\bar{\Gamma})$.
- (3) We define the *used symbolic lamination of $\bar{\Gamma}$* by

$$L_{used}^\Sigma(\bar{\Gamma}) = L^\Sigma(\mathcal{L}_{used}(\bar{\Gamma}))$$

and the *infinitely legal symbolic lamination of $\bar{\Gamma}$* by

$$L_{legal}^\Sigma(\bar{\Gamma}) = L^\Sigma(\mathcal{L}_{legal}(\bar{\Gamma})).$$

Before proceeding further, we would like to illustrate these definition with an example based on Figure 2: We consider a graph tower $\bar{\Gamma}$ where every level transition map is identical to the map considered there (a “stationary” graph tower as considered later in section 10.2). To be more concrete, we pass over to blow-up dialect and extend the above definitions in the obvious way. As pointed out in the caption of Figure 2, the local edge ε_5 is illegal, for every level $n \geq 1$, while all other local edges at all levels are legal. In fact, we verify easily that on level $n = 0$ they are actually infinitely legal. The local edges ε_3 and ε_4 are used by the images of the non-local edges from the next level, and ε_1 is used by the image of ε_4 , so that it also counts as “used”. The local edges ε_5 and ε_6 , although legal, are not “used”, since (even after passing to preimages in arbitrary high level graphs) they are only crossed over by images of other local edges, but not of any non-local edge.

Remark 5.7. (1) From the hypothesis in Definition 5.6 that $\bar{\Gamma}$ be expanding it follows directly that the used language $\mathcal{L}_{used}(\bar{\Gamma})$ and also the infinitely legal language $\mathcal{L}_{legal}(\bar{\Gamma})$ are infinite sets, so that $L_{used}^\Sigma(\bar{\Gamma})$ and $L_{legal}^\Sigma(\bar{\Gamma})$ are indeed symbolic laminations (see Definition 5.5 (4)).

(2) From the above definitions we derive directly

$$\mathcal{L}_{used}(\bar{\Gamma}) \subseteq \mathcal{L}_{legal}(\bar{\Gamma}) \quad \text{and hence} \quad L_{used}^\Sigma(\bar{\Gamma}) \subseteq L_{legal}^\Sigma(\bar{\Gamma}).$$

Furthermore, the difference $L_{legal}^\Sigma(\bar{\Gamma}) \setminus L_{used}^\Sigma(\bar{\Gamma})$ is often not very large: Indeed, it can be shown that for expanding graph towers $\bar{\Gamma}$ with uniformly bounded number of intrinsic vertices in any level graph this difference consists only of finitely many shift-orbits.

Remark 5.8. (1) The reader should be cautioned about assuming too quickly that any of the above defines languages $\mathcal{L}_{used}(\bar{\Gamma})$, $\mathcal{L}_{legal}(\Gamma_n)$ or $\mathcal{L}_{legal}(\bar{\Gamma})$ is laminary. In general this will not be the case, but for $\mathcal{L}_{legal}(\Gamma_n)$ or $\mathcal{L}_{legal}(\bar{\Gamma})$ this follows if one assumes that the graph tower $\bar{\Gamma}$ is non-pathological in the sense of Remark 5.3.

(2) It turns out that the used lamination of a pathological graph tower $\overleftarrow{\Gamma}$ (see Remark 5.3) contains but is not quite equal to that of its maximal non-pathological subtower. However, this is of no serious concern for the purposes pursued in this paper, as the difference concerns only the “inactive” part of the lamination, by which we mean the union of all those leaves of $L_{used}^\Sigma(\overleftarrow{\Gamma})$ which are not in the support of any invariant measure on $L_{used}^\Sigma(\overleftarrow{\Gamma})$ (see Remark 8.3 (2)).

Definition-Remark 5.9. In some contexts it may seem more natural to work with infinitely legal rather than with used edge paths. However, since used edge paths are closer to standard objects considered in classical symbolic dynamics (for example in the context of substitution subshifts), we have chosen to concentrate in the subsequent sections on $\mathcal{L}_{used}(\overleftarrow{\Gamma})$ and $L_{used}^\Sigma(\overleftarrow{\Gamma})$. For simplicity of the notation we introduce

$$L^\Upsilon := L_{used}^\Sigma(\overleftarrow{\Gamma})$$

as name for the used lamination of any expanding graph tower $\overleftarrow{\Gamma}$.

We show now that every symbolic lamination is the used lamination of some expanding graph tower, as has been claimed in Proposition 2.7 (restated below for the convenience of the reader). The construction used in the proof has some reminiscences with Rauzy graphs, but the latter give a graph tower that in general may not be expanding.

Proposition 2.7. Let Γ be a finite graph, and let $L^\Sigma \subseteq \Sigma(\Gamma)$ be an arbitrary symbolic lamination on Γ . Then there exists an expanding graph tower $\overleftarrow{\Gamma} = ((\Gamma_n)_{n \in \mathbb{N} \cup \{0\}}, (f_{m,n})_{0 \leq m \leq n})$ and a graph map $f : \Gamma \rightarrow \Gamma_0$ which induces a bijection

$$f_{L^\Sigma} : L^\Sigma \rightarrow L^\Upsilon.$$

Proof. In order to define $\overleftarrow{\Gamma}$ we consider, for any integer $n \geq 1$, the set $\mathcal{L}_n \subseteq \mathcal{L}(L^\Sigma)$ of all paths of length n of the language $\mathcal{L}(L^\Sigma)$. For any $n \in \mathbb{N} \cup \{0\}$ we now define Γ_n as graph with a single vertex v_n and edges e_γ for any $\gamma \in \mathcal{L}_{2^n}$, with the convention

$$\bar{e}_\gamma := e_{\bar{\gamma}}.$$

We define the maps $f_{n,n+1}$ by setting $f_{n,n+1}(v_{n+1}) := v_n$ and, for any $\gamma \in \mathcal{L}_{2^{n+1}}$, by $f_{n,n+1}(e_\gamma) := e_{\gamma'} e_{\gamma''}$, where γ' and γ'' are the initial and terminal subpaths of γ of length 2^n . The maps $f_{m,n}$ for arbitrary $0 \leq m \leq n$ are obtained from composing appropriately the $f_{n,n+1}$. It follows directly that the resulting graph tower $\overleftarrow{\Gamma}$ is expanding.

The map $f : \Gamma \rightarrow \Gamma_0$ is defined by sending every vertex of Γ to v_0 and any edge e' of Γ , interpreted as edge path of length $1 = 2^0$, to the edge $e_{e'}$. As this map is nothing else than the quotient map which identifies all vertices of Γ to a single vertex, it follows directly that the map induced by f on $\Sigma(\Gamma)$ is injective. From the construction we also see directly that $f(\Sigma(\Gamma))$ is shift-invariant, and that f commutes with the shift operator. In particular we observe the equality

$$(5.1) \quad \mathcal{L}(f(L^\Sigma)) = f(\mathcal{L}(L^\Sigma)).$$

From the injectivity of f we obtain a bijection $f_{L^\Sigma} : L^\Sigma \rightarrow f(L^\Sigma)$, so that it only remains to show that $f(L^\Sigma) = L^\Upsilon$. This in turn follows if we can show that the corresponding two laminary languages $\mathcal{L}(f(L^\Sigma))$ and $\mathcal{L}(L^\Upsilon)$ agree.

Since every path γ' of $\mathcal{L}(L^\Sigma)$ is a subpath of some $\gamma \in \mathcal{L}_{2^n}$, for all sufficiently large n , it follows that $f(\gamma')$ is a subpath of $f_n(e_\gamma)$. From the definition of L^Υ we thus deduce that $f(\mathcal{L}(L^\Sigma)) \subseteq \mathcal{L}(L^\Upsilon)$, so that we can use the above equality (5.1) to obtain the inclusion

$$\mathcal{L}(f(L^\Sigma)) \subseteq \mathcal{L}(L^\Upsilon).$$

On the other hand, every path γ'' of $\mathcal{L}(L^\Upsilon)$ is a subpath of the path $f_n(e_\gamma)$ for some $\gamma \in \mathcal{L}_{2^n}$ with n sufficiently large. Hence $\gamma'' = f(\gamma')$, where γ' is a subpath of γ . This shows $\mathcal{L}(L^\Upsilon) \subseteq f(\mathcal{L}(L^\Sigma))$ and hence, again using (5.1), the inclusion

$$\mathcal{L}(L^\Upsilon) \subseteq \mathcal{L}(f(L^\Sigma)).$$

□

We'd like to note that the graph tower $\overleftarrow{\Gamma}$ constructed in the last proof is indeed non-pathological, in the meaning of Remark 5.3.

6. WEIGHTS ON GRAPH TOWERS

Convention 6.1. In this section we assume, unless explicitly otherwise specified, that any graph tower $\overline{\Gamma} = ((\Gamma_n)_{n \in \mathbb{N} \cup \{0\}}, (f_{m,n})_{0 \leq m \leq n})$ is given in short-edge dialect (see Definition 4.4 and Remark 5.2). In other words: we have $\Gamma_n = \check{\Gamma}_n$ and $f_{m,n} = \check{f}_{m,n}$ for all $n \geq m \geq 0$.

Definition 6.2. Let Γ be a graph and let $\widehat{\Gamma}$ be the associated blow-up graph as in Definition-Remark 4.7 (1). We first define a *weight function* $\widehat{\omega}$ on $\widehat{\Gamma}$: This is a non-negative function

$$\widehat{\omega} : \text{Edges}^\pm(\widehat{\Gamma}) \rightarrow \mathbb{R}_{\geq 0} \quad \text{with} \quad \widehat{\omega}(\bar{e}) = \widehat{\omega}(e) \quad \text{for all} \quad e \in \text{Edges}^\pm(\widehat{\Gamma})$$

which in addition satisfies the following *switch conditions*: For every vertex v of $\widehat{\Gamma}$ one has

$$(6.1) \quad \widehat{\omega}(\hat{e}) = \sum_{\varepsilon_k \in E(v)} \widehat{\omega}(\varepsilon_k),$$

where \hat{e} is the non-local edge which has v as initial vertex, and $E(v)$ is the set of all local edges ε_k which also have v as initial vertex.

A *weight function* ω on Γ is a function

$$\omega : \text{Edges}^\pm(\Gamma) \rightarrow \mathbb{R}_{\geq 0}$$

that is induced by some weight function $\widehat{\omega}$ on the associated blow-up graph $\widehat{\Gamma}$, i.e. for every edge e of Γ and the associated non-local edge \hat{e} of $\widehat{\Gamma}$ one has $\omega(e) = \widehat{\omega}(\hat{e})$.

Definition 6.3. Let $\overline{\Gamma} = ((\Gamma_n)_{n \in \mathbb{N} \cup \{0\}}, (f_{m,n})_{0 \leq m \leq n})$ be a graph tower as in Convention 6.1, and let $((\widehat{\Gamma}_n)_{n \in \mathbb{N} \cup \{0\}}, (\widehat{f}_{m,n})_{0 \leq m \leq n})$ be the associated blow-up graph tower (see Remark 5.2).

A *tower of weight functions* (or simply a *weight tower*) $\overline{\omega}$ on $\overline{\Gamma} = ((\Gamma_n)_{n \in \mathbb{N} \cup \{0\}}, (f_{m,n})_{0 \leq m \leq n})$ is a family of weight functions $\omega_n : \text{Edges}^\pm(\Gamma_n) \rightarrow \mathbb{R}_{\geq 0}$ which is induced by a family of weight functions $\widehat{\omega}_n : \text{Edges}^\pm(\widehat{\Gamma}_n) \rightarrow \mathbb{R}_{\geq 0}$ as in part (1) above. The functions ω_n must furthermore satisfy for all integers $n \geq m \geq 0$ and any edge $e \in \text{Edges}(\Gamma_m)$ the following *compatibility condition*:

$$(6.2) \quad \omega_m(e) = \sum_{\{e_i \in \text{Edges}^\pm(\Gamma_n) \mid f_{m,n}(e_i) = e\}} \omega_n(e_i)$$

Similarly, for any local edge ε of $\widehat{\Gamma}_m$ one has:

$$(6.3) \quad \widehat{\omega}_m(\varepsilon) = \sum_{\{\varepsilon_k \in \mathcal{E}^\pm(\widehat{\Gamma}_n) \mid \widehat{f}_{m,n}(\varepsilon_k) = \varepsilon\}} \widehat{\omega}_n(\varepsilon_k)$$

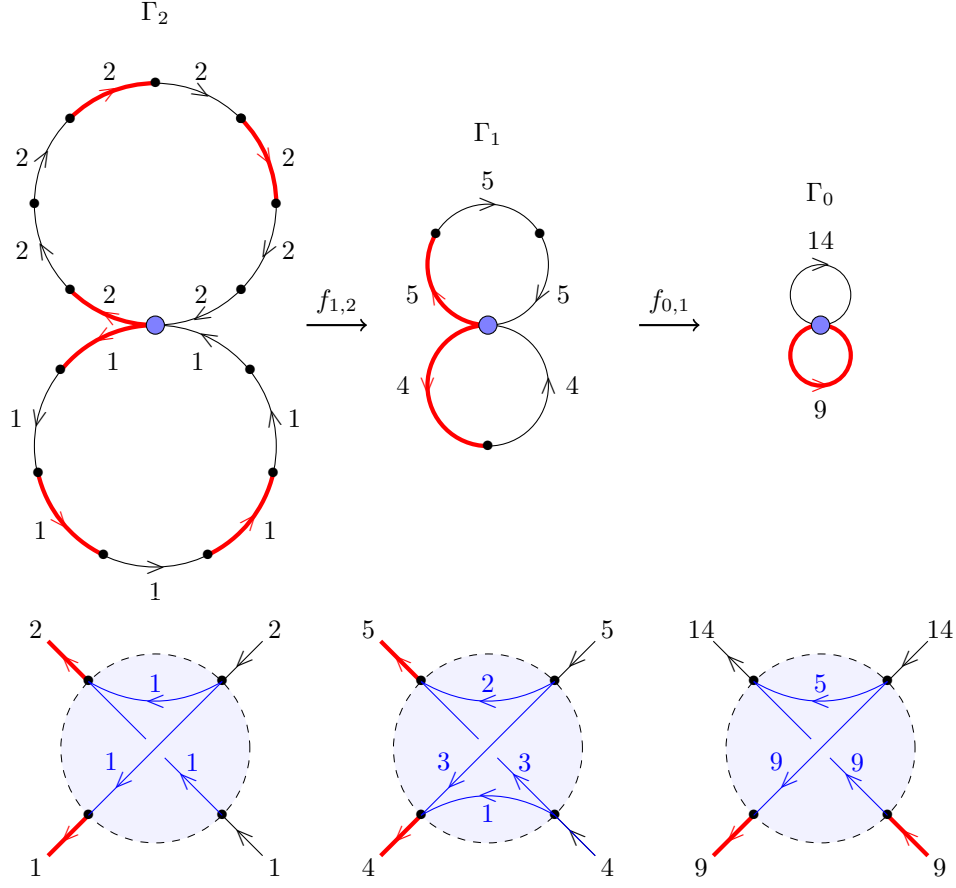
Remark 6.4. (1) From the switch conditions (6.1) and the compatibility conditions (6.2) and (6.3) together it follows directly (see Remark 5.2 (3)) that every illegal local edge ε_i at any vertex of any level graph Γ_n must have weight $\widehat{\omega}_n(\varepsilon_i) = 0$. Indeed, any such ε_i is mapped by some $f_{m,n}$ to a single local vertex, and as a result, if the compatibility conditions for $f_{m,n}$ are valid, then $\widehat{\omega}_n(\varepsilon_i) \neq 0$ would imply that the switch conditions for $\widehat{\omega}_m$ at this local vertex fail, assuming that for $\widehat{\omega}_n$ they are valid.

(2) Similarly, it follows directly from the above definitions, that any weight tower $\overline{\omega}$ on an expanding graph tower $\overline{\Gamma}$ is indeed carried by the maximal non-pathological subtower (in the sense of Remark 5.3) of $\overline{\Gamma}$, meaning that all edges outside this subtower have weight 0.

Remark 6.5. We observe that any weight function ω_n on a level graph Γ_n induces a weight function ω_n^* on the relative long-edge dialect level graph Γ_n^* associated to Γ_n , with the property $\omega_n^*(e^*) = \omega_n(e_i)$ for any long edge e^* of Γ_n^* , and any edge e_i of Γ_n which arises from subdividing e^* . This is a consequence of the fact that at any subdivision vertex v_i on e^* , say equal to the terminal vertex of e_{i-1} and the initial vertex of e_i , the local vertex graph $\Gamma(v_i)$ consists only of a single local edge ε_i , so that the switch conditions give:

$$\omega_n(e_{i-1}) = \widehat{\omega}_n(\hat{e}_{i-1}) = \widehat{\omega}_n(\varepsilon_i) = \widehat{\omega}_n(\bar{\varepsilon}_i) = \widehat{\omega}_n(\widehat{e}_i) = \widehat{\omega}_n(\hat{e}_i) = \omega_n(e_i)$$

As a consequence, we see that in terms of weight functions the local edges at valence 2 vertices of Γ_n do not really play any important role.



Above the lowest three levels $\Gamma_2 \rightarrow \Gamma_1 \rightarrow \Gamma_0$ of some graph tower $\overleftarrow{\Gamma}$ are represented. For each of the level graphs Γ_n (with $n \in \{0, 1, 2\}$) we chose a weight function ω_n on the edges of Γ_n : the weight of each edge (for simplicity chosen to be an integer) is stated next to the edge. These choices are arbitrary, except that they must verify both, the switch conditions and the compatibility with respect to passing to a lower level.

If for each of the above pictured graphs Γ_n we denote the top edge (in long-edge dialect) by a_n and the bottom edge by b_n , the level transition maps are given by $f_{1,2} : a_2 \mapsto a_1 b_1 a_1, b_2 \mapsto b_1 b_1 a_1$ and $f_{0,1} : a_1 \mapsto b_0 a_0 a_0, b_1 \mapsto b_0 a_0$. In the figure, in addition, the subdivision of the long edges into short-edge dialect is indicated, and the color code illustrates the composed map $f_{0,1} \circ f_{1,2}$.

As in Figure 2, below each graph Γ_n the zoom-in of the blown-up local vertex graph is given for the sole vertex in each of the three graphs. The reader verifies easily that both, the switch conditions and the compatibility equalities are satisfied by the given weights on the local and non-local edges.

The given data suffice to compute for sufficiently short paths γ the Kolmogorov function which is associated to any weight tower $\overleftarrow{\omega}$ that agrees on the lowest three levels with the given weight functions. For example, the path $\gamma = a_0 b_0 a_0$ admits 4 distinct lifts to Γ_1 , each crossing over a local edge, thus giving rise to $\mu_{\overleftarrow{\Gamma}}^{\overleftarrow{\omega}}(a_0 b_0 a_0) = 2 + 3 + 3 + 1 = 9$. The alternative count on Γ_2 gives $2 + 2 + 1 + 1$ for the lifts of γ contained in the long edges, and $1 + 1 + 1 + 0$ for the lifts crossing over a local edge. Due to the compatibility of the chosen weights these sums add up to the same value as before.

The graph Γ_2 suffices to compute the Kolmogorov function value for any path of length ≤ 8 : for example $\gamma' = b_0 a_0 a_0 b_0 a_0 b_0$ admits a lift inside a_2 and two lifts crossing over local edges, adding up to $\mu_{\overleftarrow{\Gamma}}^{\overleftarrow{\omega}}(b_0 a_0 a_0 b_0 a_0 b_0) = 2 + 1 + 0 = 3$.

FIGURE 3.

However, one should keep in mind that, in the compatibility condition (6.3) for the local edges, for the sum on the right hand side, the summation has to be taken over *all* local edges ε_k that are mapped by $\hat{f}_{m,n}$ to ε , which includes also the local edge of the local vertex graph of any blown-up valence 2 vertex.

Remark 6.6. The converse of what has been pointed out in Remark 6.5 is also true: We first recall that Definition 6.2 is valid for any graph, so that we can in particular define weight functions ω_n^* on the level graphs Γ_n^* of a graph tower given in long-edge dialect. We then pass to the associated short-edge graph tower, and obtain canonically a weight function ω_n on its level graphs Γ_n , where ω_n^* and ω_n are related as spelled out in Remark 6.5.

The weights ω_n^* are now said to define a weight tower $\overline{\omega}^*$ if the ω_n satisfy Definition 6.3. We thus conclude that for any graph tower $\overline{\Gamma}$ the canonical transition between short-edge dialect and relative long-edge dialect is mirrored by a canonical transition between “short-edge” weight towers $\overline{\omega} = (\omega_n)_{n \in \mathbb{N} \cup \{0\}}$ on $\overline{\Gamma}$ and “long edge” weight towers $\overline{\omega}^* = (\omega_n^*)_{n \in \mathbb{N} \cup \{0\}}$ on $\overline{\Gamma}^*$.

Convention 6.7. For simplicity, since no confusion is to be feared, we will from now on drop the hat of $\hat{\omega}_m$ and denote the weight of any local edge ε of any level graph Γ_m simply by $\omega_m(\varepsilon)$.

The rest of this section is devoted to performing the first step of what is needed in the next section for the construction of an invariant measure from a given weight tower. For this purpose we first need to extend the definition of weights of edges to weights of edge paths γ in a level graph Γ_n which are “sufficiently short”. In some sense this definition is the crucial point of our whole paper.

As a consequence of Remark 6.5 we observe for any reduced edge path $\gamma = e_1 e_2 \dots e_q$ in Γ_n that, if γ is entirely contained in some edge e^* from the associated relative long-edge dialect graph Γ_n^* , all edges e_i traversed by γ have the same weight. Thus the definition

$$(6.4) \quad \omega_n(\gamma) := \omega_n(e_i)$$

is independent of the edge e_i traversed by the path γ .

On the other hand, if γ traverses any intrinsic vertex v of Γ_n , i.e. a vertex which is inherited from a vertex of Γ_n^* , then the local edge ε traversed by γ at v and the two edges e and e' of Γ_n which are adjacent to ε on γ satisfy

$$(6.5) \quad \omega_n(\varepsilon) \leq \omega_n(e), \quad \text{and} \quad \omega_n(\varepsilon) \leq \omega_n(e'),$$

and these inequalities may well be strict. For such γ , if ε is the only intrinsic local edge traversed by γ , we set:

$$(6.6) \quad \omega_n(\gamma) := \omega_n(\varepsilon)$$

For the following definition we recall from Definition 5.4 that for any graph tower $\overline{\Gamma} = ((\Gamma_n)_{n \in \mathbb{N} \cup \{0\}}, (f_{m,n})_{0 \leq m \leq n})$ in short-edge dialect (recall Convention 6.1) and any edge path γ in some level graph Γ_n the condition

$$|\gamma| \leq \text{minlength}_{\overline{\Gamma}}(n) + 1$$

implies that γ crosses over at most one intrinsic vertex of Γ_n . This definition and the subsequent proposition are illustrated by Figure 3.

Definition 6.8. Let $\overline{\omega} = (\omega_n : \Gamma_n \rightarrow \mathbb{R}_{\geq 0})_{n \in \mathbb{N} \cup \{0\}}$ be a weight tower on an expanding graph tower $\overline{\Gamma} = ((\Gamma_n)_{n \in \mathbb{N} \cup \{0\}}, (f_{m,n})_{0 \leq m \leq n})$.

- (1) For any non-trivial finite reduced path γ in any level graph Γ_n , with length $|\gamma| \leq \text{minlength}_{\overline{\Gamma}}(n) + 1$, the *weight* $\omega_n(\gamma)$ is defined by the equalities (6.4) and (6.6).
- (2) For any finite reduced path γ in Γ_0 and any level graph Γ_n we denote by $\mathcal{E}_n(\gamma)$ the set of all edge paths γ_i in Γ_n with $f_n(\gamma_i) = \gamma$.
- (3) For any finite reduced path γ in Γ_0 and any integer $n \geq 0$ which satisfies $|\gamma| \leq \text{minlength}_{\overline{\Gamma}}(n) + 1$ we define the *n-weight* $\omega_n(\gamma)$ of γ through:

$$\omega_n(\gamma) := \sum_{\substack{\gamma_i \in \mathcal{E}_n(\gamma) \\ 24}} \omega_n(\gamma_i)$$

Proposition 6.9. Let $\overleftarrow{\Gamma} = ((\Gamma_n)_{n \in \mathbb{N} \cup \{0\}}, (f_{m,n})_{0 \leq m \leq n})$ be an expanding graph tower, and let $\overleftarrow{\omega} = (\omega_n : \Gamma_n \rightarrow \mathbb{R}_{\geq 0})_{n \in \mathbb{N} \cup \{0\}}$ be a tower of weight functions on $\overleftarrow{\Gamma}$.

For any finite reduced path γ in Γ_0 the n -weights $\omega_n(\gamma)$ are independent of n , for any n with $|\gamma| \leq \text{minlength}_{\overleftarrow{\Gamma}}(n) + 1$.

In particular, from $\overleftarrow{\omega}$ one obtains a well defined function $\mu_{\overleftarrow{\Gamma}}^{\overleftarrow{\omega}} : \mathcal{P}(\Gamma_0) \rightarrow \mathbb{R}_{\geq 0}$, given, for any sufficiently large integer $n \geq 0$, by:

$$(6.7) \quad \mu_{\overleftarrow{\Gamma}}^{\overleftarrow{\omega}}(\gamma) := \sum_{\gamma_i \in \mathcal{E}_n(\gamma)} \omega_n(\gamma_i)$$

Proof. We first recall that the assumption $|\gamma| \leq \text{minlength}_{\overleftarrow{\Gamma}}(n) + 1$ implies that any $\gamma_i \in \mathcal{E}_n(\gamma)$ traverses at most one intrinsic vertex of Γ_n . We now choose any integer $k \geq n$ and consider any legal path γ'_j in $\mathcal{E}_k(\gamma)$. We note that the path $\gamma_i := f_{n,k}(\gamma'_j)$ belongs to $\mathcal{E}_n(\gamma)$. Since the paths in $\mathcal{E}_k(\gamma)$ are partitioned according to their $f_{n,k}$ -image paths, in order to show that the sum in equation (6.7) over $\mathcal{E}_k(\gamma)$ gives the same value as the sum over $\mathcal{E}_n(\gamma)$, it suffices to show for every $\gamma_i \in \mathcal{E}_n(\gamma)$ the following claim:

$$(6.8) \quad \omega_n(\gamma_i) = \sum_{\{\gamma'_j \in \mathcal{E}_k(\gamma) \mid f_{n,k}(\gamma'_j) = \gamma_i\}} \omega_k(\gamma'_j)$$

We distinguish two cases:

(1) If γ_i does not cross over an intrinsic vertex of Γ_n , then any of the γ'_j with $f_{n,k}(\gamma'_j) = \gamma_i$ can not cross either over any intrinsic vertex of Γ_k , as the level maps in any graph tower map intrinsic vertices to intrinsic vertices (see Definition-Remark 4.10). In particular, it follows that every short edge e' of Γ_k which is mapped to any short edge e on the path γ_i , must be part of a unique path γ'_j with $f_{n,k}(\gamma'_j) = \gamma_i$.

Furthermore, from (6.4) we obtain $\omega_k(\gamma'_j) = \omega_k(e')$ for any short edge e' contained in γ'_j , and since we similarly have $\omega_n(\gamma_i) = \omega_n(e)$ for any short edge e contained in γ_i , the above claim (6.8) follows now directly from the compatibility condition (6.2).

(2) In the case that γ_i crosses over a single intrinsic vertex v of Γ_n , then we consider the local edge ε at v traversed by γ_i , and observe that $\omega_n(\gamma_i) = \omega_n(\varepsilon)$ holds, by the above definition (6.6) of $\omega_n(\gamma_i)$. Since the $f_{n,k}$ -image of any intrinsic vertex in Γ_k is again an intrinsic vertex of Γ_n (see Definition-Remark 4.10), we deduce from the hypothesis $|\gamma| \leq \text{minlength}_{\overleftarrow{\Gamma}}(n) + 1$ that for any preimage vertex $v' \in \Gamma_k$ of v and any local edge ε' at v' with $f_{n,k}(\varepsilon') = \varepsilon$ there is precisely one edge path γ'_j crossing over ε' such that $f_{n,k}(\gamma'_j) = \gamma_i$. Conversely, for any path γ'_j in Γ_k with $f_{n,k}(\gamma'_j) = \gamma_i$ there must be a preimage vertex v' of v and a local edge ε' at v' with $f_{n,k}(\varepsilon') = \varepsilon$ such that γ'_j crosses over ε' .

From the previous paragraph we know that the only vertex crossed over by γ'_j which is possibly intrinsic must be the preimage vertex v' of v . We deduce from the definition of the weights of paths in (6.4) and in (6.6) that in either case, whether v' is intrinsic or not, we have $\omega_k(\gamma'_j) = \omega_k(\varepsilon')$. As in case (1), the ‘‘local’’ compatibility conditions (6.3) give $\omega_n(\varepsilon) = \sum_{\{\varepsilon' \mid f_{n,k}(\varepsilon') = \varepsilon\}} \omega_k(\varepsilon')$, which shows the above claim (6.8) also in case (2). \square

Remark 6.10. For any expanding graph tower $\overleftarrow{\Gamma} = ((\Gamma_n)_{n \in \mathbb{N} \cup \{0\}}, (f_{m,n})_{0 \leq m \leq n})$ and any weight tower $\overleftarrow{\omega} = (\overleftarrow{\omega}_n)_{n \in \mathbb{N} \cup \{0\}}$ on $\overleftarrow{\Gamma}$ one has:

$$\lim_{n \rightarrow \infty} \max\{\omega_n(e) \mid e \in \text{Edges}^{\pm}(\Gamma_n)\} = 0$$

This can be derived directly from the above definitions; alternatively it follows from Remark 9.2, where also a stronger statement has been exhibited.

7. INVARIANT MEASURES VIA WEIGHT TOWERS

In this section we will explain how to derive from a weight tower $\overleftarrow{\omega}$ on an expanding graph tower $\overleftarrow{\Gamma}$ an invariant measure on the used lamination $L^{\overleftarrow{\Gamma}}$. The central tool for this purpose are Kolmogorov functions. We start the section by briefly recalling its basics.

For any graph Γ we denote as before by $\mathcal{P}(\Gamma)$ the set of finite reduced edge paths γ in Γ .

Definition 7.1. A non-negative function $\mu_\Gamma : \mathcal{P}(\Gamma) \rightarrow \mathbb{R}_{\geq 0}$ is called a *Kolmogorov function* on Γ if it satisfies, for every $\gamma = e_1 e_2 \dots e_q \in \mathcal{P}(\Gamma)$, the equality

$$(7.1) \quad \mu_\Gamma(\gamma) = \mu_\Gamma(\bar{\gamma})$$

as well as the *Kirchhoff rules*:

$$(7.2) \quad \mu_\Gamma(\gamma) = \sum_{\substack{e_0 \in \text{Edges}^\pm(\Gamma) \setminus \{\bar{e}_1\} \\ \tau(e_0) = \tau(\bar{\gamma})}} \mu_\Gamma(e_0 \gamma) = \sum_{\substack{e_{q+1} \in \text{Edges}^\pm(\Gamma) \setminus \{\bar{e}_q\} \\ \tau(\gamma) = \tau(\bar{e}_{q+1})}} \mu_\Gamma(\gamma e_{q+1})$$

Every Kolmogorov function μ_Γ on Γ *generates* a language $\mathcal{L}(\mu_\Gamma) \subseteq \mathcal{P}(\Gamma)$, sometimes called the *support* of μ_Γ , which is given by all reduced paths γ with $\mu_\Gamma(\gamma) > 0$. A language $\mathcal{L} \subseteq \mathcal{P}(\Gamma)$ *carries* a Kolmogorov function μ_Γ if $\mu_\Gamma(\gamma) = 0$ for all $\gamma \in \mathcal{P}(\Gamma) \setminus \mathcal{L}$. It follows directly from the above definition of a Kolmogorov function that $\mathcal{L}(\mu_\Gamma)$ is laminary (see Definition 5.5 (3)(d)), unless μ_Γ is the zero-function.

Recall from section 2.1.4 that an invariant measure μ_Σ for Γ is a finite Borel measure on $\Sigma(\Gamma)$ which is invariant under shift and inversion. It canonically defines a function μ_Γ on the set $\mathcal{P}(\Gamma)$ of all finite reduced edge paths γ in Γ , given by setting:

$$\mu_\Gamma(\gamma) := \mu_\Sigma(C_\gamma)$$

Here $C_\gamma \subseteq \Sigma(\Gamma)$ denotes as before the cylinder associated to the edge path $\gamma = e_1 \dots e_r$ in Γ , defined as the set of all biinfinite reduced paths $\dots e'_{n-1} e'_n e'_{n+1} \dots$ which satisfy $e'_1 = e_1, \dots, e'_r = e_r$.

The following consequence of Carathéodory's extension theorem is classical (see Theorem 3.2 of [32]):

Proposition 7.2. *Let Γ be any finite graph, let $\mathcal{P}(\Gamma)$ be the set of finite reduced edge paths in Γ , and let $\Sigma(\Gamma)$ denote the set of biinfinite reduced edge paths in Γ .*

- (1) *For any invariant measure μ_Σ on $\Sigma(\Gamma)$ the associated function $\mu_\Gamma : \mathcal{P}(\Gamma) \rightarrow \mathbb{R}_{\geq 0}$ is a Kolmogorov function.*
- (2) *Conversely, every Kolmogorov function μ_Γ on $\mathcal{P}(\Gamma)$ defines an invariant measure μ_Σ for Γ which satisfies $\mu_\Sigma(C_\gamma) = \mu_\Gamma(\gamma)$ for any $\gamma \in \mathcal{P}(\Gamma)$.* \square

It follows from this proposition that the passage back and forth between invariant measures and Kolmogorov functions is canonical. This canonical passage translates into a canonical passage between their supports $\mathcal{L}(\mu_\Gamma)$ and $L^\Sigma(\mu_\Sigma)$ (see (2.2)), in the sense that one has, using the notation from Definition 5.5 (4) and (5),

$$(7.3) \quad \mathcal{L}(\mu_\Gamma) = \mathcal{L}(L^\Sigma(\mu_\Sigma)) \quad \text{and} \quad L^\Sigma(\mu_\Sigma) = L^\Sigma(\mathcal{L}(\mu_\Gamma)).$$

Again we must exclude here the case where μ_Γ and μ_Σ are the zero-functions, as the empty set doesn't count formally as symbolic lamination.

Remark 7.3. Let Γ be a finite graph equipped with a Kolmogorov function μ_Γ , and let μ_Σ be the associated invariant measure for Γ . For any integer $n \geq 0$ denote by $\mathcal{L}_n \subseteq \mathcal{P}(\Gamma)$ the set of all reduced edge paths in Γ of length n . We then derive immediately from Definition 7.1 that the sum

$$\sum_{\gamma \in \mathcal{L}_n} \mu_\Gamma(\gamma)$$

is independent of n . It is called the *total weight* of the Kolmogorov function μ_Γ , and it is equal to the total measure $\mu_\Sigma(\Sigma(\Gamma))$ of μ_Σ .

We now return to weighted graph towers as defined in the previous section:

Proposition 7.4. *Let $\bar{\Gamma} = ((\Gamma_n)_{n \in \mathbb{N} \cup \{0\}}, (f_{m,n})_{0 \leq m \leq n})$ be an expanding graph tower, and let $\bar{\omega} = (\omega_n : \Gamma_n \rightarrow \mathbb{R}_{\geq 0})_{n \in \mathbb{N} \cup \{0\}}$ be a tower of weight functions on $\bar{\Gamma}$. Then the function $\mu_{\bar{\Gamma}}^{\bar{\omega}} : \mathcal{P}(\Gamma_0) \rightarrow \mathbb{R}_{\geq 0}$ defined in Proposition 6.9 is a Kolmogorov function on Γ_0 .*

In particular, the weight tower $\bar{\omega}$ also defines an associated invariant measure $\mu_{\bar{\Sigma}}^{\bar{\omega}}$ for Γ_0 .

Proof. In order to verify the Kirchhoff conditions (7.2) for the function $\mu_{\bar{\Gamma}}^{\bar{\omega}}$ we consider, according to Proposition 6.9, for any finite reduced path γ in Γ_0 of length $|\gamma| = s$, any level graph Γ_n where the minimal

length of long edges satisfies $\text{minlength}_{\Gamma}(n) \geq s$. Then for any legal path γ' in Γ_n with $f_n(\gamma') = \gamma$ the switch conditions (6.1) show directly, for both of the cases considered in (6.4) and (6.6), that one has:

$$\omega_n(\gamma') = \sum_{\gamma_i \in I(\gamma')} \omega_n(\gamma_i) = \sum_{\gamma_j \in T(\gamma')} \omega_n(\gamma_j)$$

where $I(\gamma')$ is the set of all reduced paths γ_i of length $s+1$ in Γ_n which have γ' as initial subpath, and $T(\gamma')$ is the set of all reduced paths γ_j of length $s+1$ in Γ_n which have γ' as terminal subpath. The equality (7.2) for the function μ_{Γ}^{ϖ} is then a direct consequence of the definition of μ_{Γ}^{ϖ} in Proposition 6.9.

Furthermore, the condition (7.1) is a direct consequence of the equality $\omega(\bar{e}) = \omega(e)$ from Definition 6.2.

Since μ_{Γ}^{ϖ} satisfies the condition (7.1) and (7.2), it is a Kolmogorov function on Γ_0 , and hence, by Proposition 7.2 (2), it defines an associated invariant measure μ_{Σ}^{ϖ} for Γ_0 . \square

From Remark 6.4 we know $\omega_n(\varepsilon_i) = 0$ for any illegal local edge at any level graph Γ_n , which implies directly that the support of μ_{Σ}^{ϖ} is contained in $L_{\text{legal}}^{\Sigma}(\bar{\Gamma})$. However, we can actually do a little better:

Proposition 7.5. *Let $\bar{\Gamma} = ((\Gamma_n)_{n \in \mathbb{N} \cup \{0\}}, (f_{m,n})_{0 \leq m \leq n})$ be an expanding graph tower, let $\varpi = (\bar{\omega}_n)_{n \in \mathbb{N} \cup \{0\}}$ be a weight tower on $\bar{\Gamma}$, and let μ_{Σ}^{ϖ} be the associated invariant measure on Γ_0 .*

Then the support $L^{\Sigma}(\mu_{\Sigma}^{\varpi})$ of μ_{Σ}^{ϖ} is contained in the used lamination L^{Γ} defined by $\bar{\Gamma}$.

Proof. Going back to the notation of Definition 6.8 (2) and Proposition 6.9, for every reduced edge path γ in Γ_0 and any level graph Γ_n with $\text{minlength}_{\Gamma}(n) \geq 4|\gamma|$ we introduce the following notation:

- (1) Let $\mathcal{E}_n^{(1)}(\gamma)$ be the set of those edge paths γ_i from $\mathcal{E}_n(\gamma)$ which cross over an intrinsic vertex.
- (2) Let $\mathcal{E}_n^{(2)}(\gamma)$ be the set of those $\gamma_i \in \mathcal{E}_n(\gamma)$ which don't cross over an intrinsic vertex, but are adjacent to a path from $\mathcal{E}_n^{(1)}(\gamma)$ (in the sense that the two paths can be concatenated to give a reduced path).
- (3) Let $\mathcal{E}_n^{(3)}(\gamma)$ be the set of those $\gamma_i \in \mathcal{E}_n(\gamma)$ which don't cross over any intrinsic vertex and are not adjacent to any $\gamma_i \in \mathcal{E}_n(\gamma)$ which does.

The hypothesis $\text{minlength}_{\Gamma}(n) \geq 4|\gamma|$ is used here to ensure that any $\gamma_i \in \mathcal{E}_n^{(2)}(\gamma)$ is precisely on one of its two sides adjacent to a path from $\mathcal{E}_n^{(1)}(\gamma)$, while on the other side it is adjacent to a path from $\mathcal{E}_n^{(3)}(\gamma)$.

According to this set-up, for $j \in \{1, 2, 3\}$ we define the sum

$$\omega_n^{(j)}(\gamma) := \sum_{\gamma_i \in \mathcal{E}_n^{(j)}(\gamma)} \omega_n(\gamma_i).$$

From the disjoint union decomposition $\mathcal{E}_n(\gamma) = \mathcal{E}_n^{(1)}(\gamma) \dot{\cup} \mathcal{E}_n^{(2)}(\gamma) \dot{\cup} \mathcal{E}_n^{(3)}(\gamma)$ and from the definition of μ_{Γ}^{ϖ} through Proposition 6.9 we thus obtain directly:

$$\mu_{\Gamma}^{\varpi}(\gamma) = \omega_n^{(1)}(\gamma) + \omega_n^{(2)}(\gamma) + \omega_n^{(3)}(\gamma)$$

For any integer $m \geq 1$ we now consider the set $\mathcal{L}_m(\Gamma_0)$ of all reduced edge paths in Γ_0 of length m . Let $n \geq 0$ be any integer which satisfies $\text{minlength}_{\Gamma}(n) \geq 4m$. We then deduce from the switch conditions (6.1) (as specified in the inequalities (6.5)) that

$$(7.4) \quad \sum_{\gamma \in \mathcal{L}_m(\Gamma_0)} \omega_n^{(1)}(\gamma) \leq \sum_{\gamma \in \mathcal{L}_m(\Gamma_0)} \omega_n^{(2)}(\gamma).$$

(Actually one has $2 \sum_{\gamma \in \mathcal{L}_m(\Gamma_0)} \omega_n^{(1)}(\gamma) \leq \sum_{\gamma \in \mathcal{L}_m(\Gamma_0)} \omega_n^{(2)}(\gamma)$, since to any path $\gamma_i \in \mathcal{E}_n^{(1)}(\gamma)$ there are two paths from $\mathcal{E}_n^{(2)}(\gamma)$ adjacent to γ_i , namely one on each side of γ_i .)

Furthermore we observe, for any long edge e^* in Γ_n^* , that only the first m and the last m subpaths of length m of e^* contribute to $\sum_{\gamma \in \mathcal{L}_m(\Gamma_0)} \omega_n^{(2)}(\gamma)$, while all the other such subpaths contribute to $\sum_{\gamma \in \mathcal{L}_m(\Gamma_0)} \omega_n^{(3)}(\gamma)$, and all such contribution are equal (as they are equal to $\omega_n(e^*)$). Since from the definition of $\text{minlength}_{\Gamma}(n)$ we have $|e^*| \geq \text{minlength}_{\Gamma}(n)$ for any such long edge e^* , we obtain for any sufficiently large n the following inequality:

$$(7.5) \quad \sum_{\gamma \in \mathcal{L}_m(\Gamma_0)} \omega_n^{(2)}(\gamma) \leq \frac{2m}{\text{minlength}_{\Gamma}(n) - 2m} \sum_{\gamma \in \mathcal{L}_m(\Gamma_0)} \omega_n^{(3)}(\gamma)$$

Together with the inequality (7.4) and the summation

$$\sum_{\gamma \in \mathcal{L}_m(\Gamma_0)} \omega_n^{(1)}(\gamma) + \sum_{\gamma \in \mathcal{L}_m(\Gamma_0)} \omega_n^{(2)}(\gamma) + \sum_{\gamma \in \mathcal{L}_m(\Gamma_0)} \omega_n^{(3)}(\gamma) = \sum_{\gamma \in \mathcal{L}_m(\Gamma_0)} \mu_{\overline{\Gamma}}^{\overline{\omega}}(\gamma)$$

the inequality (7.5) gives:

$$(7.6) \quad \sum_{\gamma \in \mathcal{L}_m(\Gamma_0)} \omega_n^{(1)}(\gamma) \leq \frac{2m}{\text{minlength}_{\overline{\Gamma}}(n) - 2m} \sum_{\gamma \in \mathcal{L}_m(\Gamma_0)} \mu_{\overline{\Gamma}}^{\overline{\omega}}(\gamma)$$

We now recall from Remark 7.3 that for any $m \geq 1$ the sum

$$\sum_{\gamma \in \mathcal{L}_m(\Gamma_0)} \mu_{\overline{\Gamma}}^{\overline{\omega}}(\gamma)$$

is equal to the total measure $\mu_{\Sigma}^{\overline{\omega}}(\Sigma(\Gamma_0))$ and hence independent of m . Thus from the hypothesis that $\overline{\Gamma}$ is expanding, i.e. $\text{minlength}_{\overline{\Gamma}}(n) \rightarrow \infty$ for $n \rightarrow \infty$, and from inequality (7.6) we deduce for any $m \geq 1$ that

$$\lim_{n \rightarrow \infty} \sum_{\gamma \in \mathcal{L}_m(\Gamma_0)} \omega_n^{(1)}(\gamma) = 0 \quad \text{and thus} \quad \lim_{n \rightarrow \infty} \omega_n^{(1)}(\gamma) = 0$$

for any $\gamma \in \mathcal{L}_m(\Gamma_0)$. As a consequence we obtain, for any reduced edge path γ in Γ_0 that

$$(7.7) \quad \lim_{n \rightarrow \infty} (\omega_n^{(2)}(\gamma) + \omega_n^{(3)}(\gamma)) = \mu_{\overline{\Gamma}}^{\overline{\omega}}(\gamma).$$

From Definition 5.6 (1) we know that for any non-used path γ in Γ_0 there exists a level $n_0 \geq 0$ such that for any level graph Γ_n with $n \geq n_0$ all paths γ_i in Γ_n with $f_n(\gamma_i) = \gamma$ must cross over at least one intrinsic vertex, and hence, for sufficiently large n , over precisely one intrinsic vertex, so that any such γ_i belongs to $\mathcal{E}_n^{(1)}(\gamma)$. Hence we have $\mathcal{E}_n^{(2)}(\gamma) = \mathcal{E}_n^{(3)}(\gamma) = \emptyset$, which shows $\omega_n^{(2)}(\gamma) = \omega_n^{(3)}(\gamma) = 0$, so that equality (7.7) proves

$$\mu_{\overline{\Gamma}}^{\overline{\omega}}(\gamma) = 0$$

for any non-used path γ in Γ_0 . Hence the claim follows from the second equality of (7.3). \square

Remark 7.6. From Proposition 7.5 it follows in particular, for any level graph Γ_n of an expanding graph tower $\overline{\Gamma}$ with weight tower $\overline{\omega} = (\overline{\omega}_n)_{n \in \mathbb{N} \cup \{0\}}$, that for any *non-used* local edge ε_j in Γ_n , i.e. a local edge that is not crossed over by any used path (or alternatively: “that is not contained in the $f_{n,k}$ -image of any non-local edge of $\widehat{\Gamma}_k$, for any $k \geq n$ ”) one has:

$$\omega_n(\varepsilon_j) = 0$$

Remark 7.7. (1) For any graph tower $\overline{\Gamma}$, and for any subset $M \subseteq \mathbb{N} \cup \{0\}$ which doesn't contain 0 and has infinite complement $(\mathbb{N} \setminus M) \cup \{0\}$, we consider the *telescoped* graph tower $\overline{\Gamma}'$ obtained from $\overline{\Gamma}$ through erasing all level graphs Γ_n with $n \in M$. The one derives directly from the definition of the used lamination (see Definition 5.6) that

$$L^{\overline{\Gamma}'} = L^{\overline{\Gamma}}$$

(2) For any weight tower $\overline{\omega}$ on $\overline{\Gamma}$ and for the associated telescoped weight tower $\overline{\omega}'$, obtained correspondingly from $\overline{\omega}$, one derives directly from Proposition 6.9 and Proposition 7.4:

$$\mu_{\Sigma}^{\overline{\omega}'} = \mu_{\Sigma}^{\overline{\omega}} \quad \text{and} \quad \mu_{\overline{\Gamma}'}^{\overline{\omega}'} = \mu_{\overline{\Gamma}}^{\overline{\omega}}$$

8. WEIGHT TOWERS THROUGH INVARIANT MEASURES

The purpose of this section is to show the converse of the previous section, i.e. that every invariant measure on the used lamination of an expanding graph tower $\overline{\Gamma}$ is given by some weight tower on $\overline{\Gamma}$.

Lemma 8.1. *Let Γ be a graph, $L^{\Sigma} \subseteq \Sigma(\Gamma)$ a symbolic lamination, and let μ_{Σ} be an invariant measure for Γ with support in L^{Σ} . Denote by $\mathcal{L} = \mathcal{L}(L^{\Sigma})$ the laminary language associated to L^{Σ} , and by μ_{Γ} the*

Kolmogorov function associated to μ_Σ . For any $n \geq 0$ denote by \mathcal{L}_n the set of edge paths $\gamma \in \mathcal{L}$ of length $|\gamma| = n$. Then one has, for any $\gamma' \in \mathcal{L}$ and any integer $n \geq |\gamma'|$:

$$(8.1) \quad \mu_\Gamma(\gamma') = \frac{1}{n - |\gamma'| + 1} \sum_{\gamma \in \mathcal{L}_n} |\gamma|_{\gamma'} \mu_\Gamma(\gamma)$$

Here $|\gamma|_{\gamma'}$ denotes the number of occurrences of the path γ' as subpath in γ (see Definition 2.1 (2)).

Proof. Fix any integer k with $1 \leq k \leq n - |\gamma'| + 1$, and take first the sum S_k on the right hand side of equality (8.1), but only over those occurrences of γ' as a subpath of any of the γ where γ' starts at the k -th edge of γ :

$$S_k = \sum_{\mathcal{L}'} \mu_\Gamma(\gamma_1 \cdot \gamma' \cdot \gamma_2) \quad \text{with}$$

$$\mathcal{L}' = \{(\gamma_1, \gamma_2) \in \mathcal{L}_{k-1} \times \mathcal{L}_{n-k+1-|\gamma'|} \mid \gamma_1 \cdot \gamma' \cdot \gamma_2 \in \mathcal{L}_n\}$$

In a second step these partial sums S_k are summed up over all k , to get the right hand side of (8.1) up to the factor $\frac{1}{n-|\gamma'|+1}$:

$$\sum_{k=1}^{n-|\gamma'|+1} S_k = \sum_{\gamma \in \mathcal{L}_n} |\gamma|_{\gamma'} \mu_\Gamma(\gamma)$$

Now, for any fixed k we use the Kirchhoff rules (7.2) to see directly that the sum S_k is equal to the measure $\mu_\Gamma(\gamma')$, and since there are precisely $n - |\gamma'| + 1$ possibilities for k , we obtain the desired equality. \square

Proposition 8.2. *Let $\overline{\Gamma} = ((\Gamma_n)_{n \in \mathbb{N} \cup \{0\}}, (f_{m,n})_{0 \leq m \leq n})$ be an expanding graph tower, and let μ_Σ be an invariant measure carried by the used symbolic lamination L^Γ . Let μ_Γ be the associated Kolmogorov function.*

Then there exists a tower of weight functions $\overline{\omega} = (\omega_n : \Gamma_n \rightarrow \mathbb{R}_{\geq 0})_{n \in \mathbb{N} \cup \{0\}}$ on $\overline{\Gamma}$ which satisfies:

$$\mu_{\overline{\Sigma}}^{\overline{\omega}} = \mu_\Sigma \quad \text{and} \quad \mu_{\overline{\Gamma}}^{\overline{\omega}} = \mu_\Gamma$$

Proof. Observe first that by definition of the used lamination, for every finite path γ in the language defined by used lamination L^Γ , and for any $m \geq 0$, there is a reduced path γ_m in Γ_m with $f_m(\gamma_m) = \gamma$.

We now fix $m \geq 0$ and consider for any (large) integer n , say $n \geq \text{minlength}_\Gamma(m)$, the subset $\mathcal{L}_n \subseteq \mathcal{L}(L^\Gamma)$ of all used paths γ of length n , and for each of them we choose as above some lift γ_m in Γ_m . In this choice of the lifts we respect the restriction that the lift $(\overline{\gamma})_m$ of the inverse $\overline{\gamma}$ of any $\gamma \in \mathcal{L}_n$ is equal to the inverse $\overline{\gamma}_m$ of the lift γ_m of γ . We now define a ‘‘pseudo-weight function’’ $\omega_{m,n}$ on Γ_m , through setting for any edge e of Γ_m (and analogously for any local edge ε of Γ_m):

$$(8.2) \quad \omega_{m,n}(e) := \frac{1}{n} \sum_{\gamma \in \mathcal{L}_n} |\gamma_m|_e \mu_\Gamma(\gamma)$$

Similarly, for any reduced edge path γ_0 in Γ_m with $|\gamma_0| \leq \text{minlength}_\Gamma(m)$ we define:

$$(8.3) \quad \omega_{m,n}(\gamma_0) := \frac{1}{n} \sum_{\gamma \in \mathcal{L}_n} |\gamma_m|_{\gamma_0} \mu_\Gamma(\gamma)$$

With respect to these definitions we point out the following three observations, where we recall, using the terminology of Definition 6.8 (2), that for any finite reduced path γ' in Γ_0 the condition $|\gamma'| \leq \text{minlength}_\Gamma(m)$ implies that any path γ'_i in the set $\mathcal{E}_m(\gamma')$ of lifts of γ' to Γ_m crosses over at most one intrinsic vertex of Γ_m .

(A) For any reduced edge path γ' in Γ_0 of length $|\gamma'| \leq \text{minlength}_\Gamma(m)$ we observe that there is a canonical bijection between the occurrences of γ' as subpath of $\gamma \in \mathcal{L}_n$ on one hand, and the occurrences of any of the $\gamma'_i \in \mathcal{E}_m(\gamma')$ as subpath of the lift γ_m of γ on the other. Hence we obtain

$$\sum_{\gamma'_i \in \mathcal{E}_m(\gamma')} \omega_{m,n}(\gamma'_i) = \sum_{\gamma'_i \in \mathcal{E}_m(\gamma')} \left(\frac{1}{n} \sum_{\gamma \in \mathcal{L}_n} |\gamma_m|_{\gamma'_i} \mu_\Gamma(\gamma) \right) = \frac{1}{n} \sum_{\gamma \in \mathcal{L}_n} |\gamma|_{\gamma'} \mu_\Gamma(\gamma)$$

and thus, by Lemma 8.1:

$$\sum_{\gamma'_i \in \mathcal{E}_m(\gamma')} \omega_{m,n}(\gamma'_i) = \frac{n - |\gamma'| + 1}{n} \mu_\Gamma(\gamma')$$

- (B) The switch conditions from Definition 6.2 for the function $\omega_{m,n}$ from (8.2) may not be satisfied at all vertices of Γ_m , but at any vertex the error between the two sides of equality (6.1) is caused by those of the above chosen lifts γ_m which start or end in that vertex. Hence the total error, summed up over all vertices of Γ_m , is bounded by

$$\frac{2}{n} \sum_{\gamma \in \mathcal{L}_n} \mu_\Gamma(\gamma) = \frac{2}{n} \mu_\Sigma(L^\Gamma) =: K(n),$$

where the first equality is explained in Remark 7.3.

- (C) We consider in Γ_m a single lift $\gamma'_i \in \mathcal{E}_m(\gamma')$ of γ' , and consider first the case where γ'_i doesn't cross over any of the intrinsic vertices of Γ_m . If none of the chosen lifts γ_m of the $\gamma \in \mathcal{L}_n$ has one of its endpoints in the interior of γ'_i , then $\omega_{m,n}(\gamma'_i)$ agrees with $\omega_{m,n}(e)$ for any edge e which is traversed by γ'_i . If some of the γ_m have one or both of its endpoints in the interior of γ'_i , then $\omega_{m,n}(\gamma'_i)$ and $\omega_{m,n}(e)$ can disagree, but the difference is bounded by $K(n)$. In the other case, where γ'_i crosses over a single intrinsic vertex, then for any occurrence of γ'_i in any of the γ_m the path γ_m crosses over the same intrinsic vertex, and indeed at this vertex over the same local edge ε as does γ'_i . Hence our above definitions give directly:

$$\omega_{m,n}(\gamma'_i) = \omega_{m,n}(\varepsilon)$$

We now pass successively to larger and large n , while keeping m fixed, and observe that for $n \rightarrow \infty$ we get $K(n) \rightarrow 0$. Thus, if we extract a subsequence $(n_k)_{k \in \mathbb{N}}$ of integers such that the functions ω_{m,n_k} converge to a function ω_m , the fact (B) noted above shows that ω_m satisfies the switch conditions (6.1). To ensure the existence of such a converging subsequence we note that for any of the finitely many edges e of Γ_m the value of $\omega_{m,n}(e) \geq 0$ is bounded above by the total measure $\mu_\Sigma(L^\Gamma)$, by the last equality in observation (A) above, applied to the special case $|\gamma'| = 1$.

Furthermore, since the Kolmogorov function μ_Γ satisfies (7.1), and since we have chosen above our lifts γ_m to respect the restriction $(\bar{\gamma})_m = \bar{\gamma}_m$, we deduce directly that $\omega_m(\bar{e}) = \omega_m(e)$ for any edge e of Γ_m . It follows that ω_m is a weight function on Γ_m as given through Definition 6.2.

In addition, for any of the paths $\gamma'_i \in \mathcal{E}_m(\gamma')$ we have

$$\lim_{k \rightarrow \infty} \omega_{m,n_k}(\gamma'_i) = \omega_m(\gamma'_i),$$

where the $\omega_{m,n_k}(\gamma'_i)$ on the left hand side have been defined in (8.3) above, while for the right hand side one needs to apply the general definition for weight functions as given through (6.4) and (6.6). The claimed equality follows hence from the above observation (C).

Finally, from (A) we deduce that the “measure” of the path γ' , defined as on the right hand side of equality (6.7) by the weight function ω_m , agrees precisely with the value of $\mu_\Gamma(\gamma')$ given by the measure μ_Σ :

$$(8.4) \quad \mu_\Gamma(\gamma') = \sum_{\gamma'_i \in \mathcal{E}_m(\gamma')} \omega_m(\gamma'_i)$$

In particular, the sum on the right hand side turns out to be independent from our above choice of the subsequence $(n_k)_{k \in \mathbb{N}}$.

To conclude, it remains now simply to repeat the above explained procedure for any level graph Γ_m to define weight functions ω_m for all integers $m \geq 0$. Through the compatibility conditions (6.2) and (6.3) any such ω_m defines weight functions $\omega_{\ell,m}$ on Γ_ℓ , for any non-negative integer $\ell \leq m$. Thus a standard diagonal argument, using as above the total measure $\mu_\Sigma(L^\Gamma)$ as upper bound to the functions $\omega_{\ell,m}$, allows us to extract from the family of $\omega_{\ell,m}$ a family of weight functions which are compatible, i.e. a weight tower $\bar{\omega}$ on the graph tower $\bar{\Gamma}$. From (8.4) and Proposition 7.4 we now obtain that one has indeed

$$\mu_{\bar{\Gamma}}^{\bar{\omega}} = \mu_\Gamma$$

and thus, as desired:

$$\mu_{\bar{\Sigma}}^{\bar{\omega}} = \mu_\Sigma$$

□

Remark 8.3. (1) As in some contexts this may occur naturally and be relevant, we'd like to point out that in the definition of graph towers one could as well have omitted the condition that the level graphs are

connected: all the definitions and results from this section and the previous ones remain valid without this hypothesis.

(2) If $\overleftarrow{\Gamma}$ is a graph tower with “pathologies” as in Remark 5.3, then its maximal non-pathological subtower $\overleftarrow{\Gamma}'$ has the property that for any weight tower $\overleftarrow{\omega}$ on $\overleftarrow{\Gamma}$ there is a weight tower $\overleftarrow{\omega}'$ on $\overleftarrow{\Gamma}'$ which defines the same invariant measure:

$$(8.5) \quad \mu_{\Sigma}^{\overleftarrow{\omega}'} = \mu_{\Sigma}^{\overleftarrow{\omega}}$$

Here we interpret both, $\mu_{\Sigma}^{\overleftarrow{\omega}'}$ and $\mu_{\Sigma}^{\overleftarrow{\omega}}$ as invariant measures on all of $\Sigma(\Gamma_0) = \Sigma(\Gamma'_0)$, due to the potential small differences in the used laminations pointed out in Remark 5.8 (2).

The reason for equality (8.5) is that both “pathologies” pointed out in Remark 5.3 concern edges which cannot carry positive weight for any weight function as defined in section 6: In the case of non-surjective level transition maps this follows directly from the compatibility conditions (6.1) and (6.3). For level transition maps with folding vertices this is an immediate consequence of the switch condition (6.1).

9. WEIGHT VECTORS

The purpose of this section is to introduce a new tool which will allow us for most applications to greatly simplify the technology introduced in the sections 4 – 8. We will show below that the weight towers considered so far can be replaced by much simpler “vector towers” (see Definition 9.1). The advantage of vector towers with respect to weight towers is that local edges can be ignored, while one is still able to describe precisely the same set of invariant measures. On the other hand, for certain computational questions (see for instance Corollary 3.5 of [3]), and also for more sophisticated investigations (for example concerning the associated complexity function), the local edges and their weights turn out to be still very useful.

In order to present the transition from weight towers to this easier technology with preciseness, we first work with the convention (as in Convention 6.1) that the graph tower $\overleftarrow{\Gamma} = ((\Gamma_n)_{n \in \mathbb{N} \cup \{0\}}, (f_{m,n})_{0 \leq m \leq n})$ is given in short-edge dialect, and that $((\Gamma_n^*)_{n \in \mathbb{N} \cup \{0\}}, (f_{m,n}^*)_{0 \leq m \leq n})$ is the associated long-edge graph tower (see Remark 5.2). Below we also need to specify an (arbitrary) choice of “positively” oriented edges $\text{Edges}^+(\Gamma)$ among the set of all edges $\text{Edges}^\pm(\Gamma)$, for any given graph Γ , as explained in subsection 2.1.1.

For any of the graph maps $f_{m,n}^*$ given by a graph tower $\overleftarrow{\Gamma}$ there is defined (see subsection 2.1.2) a non-negative *transition matrix*

$$M(f_{m,n}^*) = (m_{e^*, e'^*})_{e^* \in \text{Edges}^+(\Gamma_m^*), e'^* \in \text{Edges}^+(\Gamma_n^*)},$$

with coefficients $m_{e^*, e'^*} = |f_{m,n}^*(e'^*)|_{e^*} + |f_{m,n}^*(e'^*)|_{\bar{e}^*}$ equal to the number of times that $f_{m,n}^*(e'^*)$ crosses over e^* or over \bar{e}^* (in both cases counted positively). From the compatibility condition for graph towers (Definition 5.1 (c)) and equality (2.1) one obtains directly that

$$M(f_{k,n}^*) = M(f_{k,m}^*)M(f_{m,n}^*)$$

holds for all integers $n \geq m \geq k \geq 0$.

For any weight function ω_n^* on a long-edge level graph Γ_n^* , induced as described in Remark 6.5 by a weight function ω_n on the short-edge level graph Γ_n , we consider the associated *weight vector*

$$(9.1) \quad \vec{v}(\omega_n) := (\omega_n^*(e_i^*))_{e_i^* \in \text{Edges}^+(\Gamma_n^*)},$$

thought of as column vector. We deduce from the compatibility conditions (6.2) that for any weight tower $\overleftarrow{\omega} = (\omega_n)_{n \in \mathbb{N} \cup \{0\}}$ on $\overleftarrow{\Gamma}$, and for any integers $n \geq m \geq 0$, the associated weight vectors satisfy the following equations:

$$\vec{v}(\omega_m) = M(f_{m,n}^*)\vec{v}(\omega_n)$$

This gives rise to the following:

Definition 9.1. A *vector tower* \overleftarrow{v} on a given graph tower $\overleftarrow{\Gamma}$ is a family $\overleftarrow{v} = (\vec{v}_n)_{n \in \mathbb{N} \cup \{0\}}$ of functions $\vec{v}_n : \text{Edges}^+(\Gamma_n^*) \rightarrow \mathbb{R}_{\geq 0}$ on the set of positively oriented long edges of the level graphs Γ_n^* of $\overleftarrow{\Gamma}$. The functions \vec{v}_n are thought of as column vectors $\vec{v}_n = (\vec{v}_n(e_i^*))_{e_i^* \in \text{Edges}^+(\Gamma_n^*)}$, and they must satisfy the *compatibility equalities*

$$(9.2) \quad \vec{v}_m = M(f_{m,n}^*)\vec{v}_n$$

for all $n \geq m \geq 0$.

Remark 9.2. If $\overleftarrow{\Gamma}$ is an expanding graph tower, and if $\overleftarrow{v} = (\vec{v}_n)_{n \in \mathbb{N} \cup \{0\}}$ is a vector tower on $\overleftarrow{\Gamma}$, then we have:

- (1) For any constant $C > 0$, any fixed $m \geq 0$ and any sufficiently large $n \geq 0$, the matrix $M(f_{m,n}^*)$ has in every column (i.e. for every edge e'^* of Γ_n^*) a coefficient $m_{e^*, e'^*} > C$. This is a direct consequence of the hypothesis that $\overleftarrow{\Gamma}$ be expanding (see Definition 5.4).
- (2) As an immediate consequence of (1) we derive from equality (9.2):

$$\lim_{n \rightarrow \infty} \max\{\vec{v}_n(e^*) \mid e^* \in \text{Edges}^+(\Gamma_n^*)\} = 0$$

- (3) For fixed $m \geq 0$ and $n \rightarrow \infty$, the size of the vectors $\vec{v}_n = (\vec{v}(e_i^*))_{e_i^* \in \text{Edges}^+(\Gamma_n^*)}$ from \overleftarrow{v} may in general grow arbitrarily large (and hence the matrices $M(f_{m,n}^*)$ would become less and less “square”). Despite of this phenomenon, one obtains the following improvement of the limit result in (2) above:

$$\lim_{n \rightarrow \infty} \sum_{e^* \in \text{Edges}^+(\Gamma_n^*)} \vec{v}_n(e^*) = 0$$

To derive this from (1) above, it suffices to consider the sum of the coefficients of the vector \vec{v}_m , and to observe from $\vec{v}_m = M(f_{m,n}^*)\vec{v}_n$ in (9.2) that this sum is alternatively obtained as “scalar product” $\vec{\sigma}_{m,n}^* \cdot \vec{v}_n$, where the row vector $\vec{\sigma}_{m,n}^*$ is obtained from $M(f_{m,n}^*)$ by summing up each column.

Proposition 9.3. (1) Let $\overleftarrow{\Gamma} = ((\Gamma_n)_{n \in \mathbb{N} \cup \{0\}}, (f_{m,n})_{0 \leq m \leq n})$ be an expanding graph tower. Then any vector tower $\overleftarrow{v} = (\vec{v}_n)_{n \in \mathbb{N} \cup \{0\}}$ on $\overleftarrow{\Gamma}$ determines a weight tower $\overleftarrow{\omega}(\overleftarrow{v}) = (\omega_n)_{n \in \mathbb{N} \cup \{0\}}$ on $\overleftarrow{\Gamma}$, with the property that for any $n \geq 0$ one has (using Remark 6.6)

$$(9.3) \quad \omega_n^*(e^*) = \omega_n^*(\bar{e}^*) := \vec{v}_n(e^*)$$

for all long edges $e^* \in \text{Edges}^+(\Gamma_n^*)$. In particular, the vector tower \overleftarrow{v} determines an invariant measure

$$\mu_{\Sigma}^{\overleftarrow{v}} := \mu_{\Sigma}^{\overleftarrow{\omega}}$$

on L^{Γ} .

(2) In the special case where the vector tower \overleftarrow{v} is given via (9.1) through a weight tower $\overleftarrow{\omega} = (\omega_n)_{n \in \mathbb{N} \cup \{0\}}$ on $\overleftarrow{\Gamma}$, one obtains:

$$\mu_{\Sigma}^{\overleftarrow{v}} = \mu_{\Sigma}^{\overleftarrow{\omega}} \quad \text{and} \quad \mu_{\Gamma}^{\overleftarrow{v}} = \mu_{\Gamma}^{\overleftarrow{\omega}}$$

Proof. (1) Every vector \vec{v}_n determines via $\omega_n^*(e^*) = \omega_n^*(\bar{e}^*) := \vec{v}_n(e^*)$ a non-negative function ω_n^* on the edges e^* of Γ_n^* . This in turn defines a non-negative function ω_n on the corresponding short edges e , obtained by the canonical subdivision of Γ_n^* , by declaring $\omega_n(e) = \omega_n^*(e^*)$ if e is contained in e^* . We extend this function to the local edges ε_i of Γ_n^* by defining

$$\omega_n(\varepsilon_i) := \sup_{t \geq n} \omega_{n,t}(\varepsilon_i)$$

with

$$\omega_{n,t}(\varepsilon_i) := \sum_{e_k'^* \in \text{Edges}^+(\Gamma_t^*)} m_{i,k}^{(t)} \omega_t^*(e_k'^*),$$

where $m_{i,k}^{(t)} = |f_{n,t}^*(e_k'^*)|_{\varepsilon_i} + |f_{n,t}^*(e_k'^*)|_{\bar{\varepsilon}_i}$ equals the number of times that $f_{n,t}^*(e_k'^*)$ crosses over ε_i or $\bar{\varepsilon}_i$. We observe that the equality (9.2) implies $\omega_{n,t}(\varepsilon_i) \leq \omega_{n,t'}(\varepsilon_i)$ for $t \leq t'$, so that one has:

$$(9.4) \quad \omega_n(\varepsilon_i) := \lim_{t \rightarrow \infty} \omega_{n,t}(\varepsilon_i)$$

We now observe that from the compatibility equalities on the \vec{v}_n one obtains the compatibility conditions for the functions ω_n . Indeed, the equality (6.2) from Definition 6.3 follows directly from our assumption $\vec{v}_m = M(f_{m,n}^*)\vec{v}_n$ in (9.2), while equality (6.3) is a direct consequence of the above definition of the $\omega_n(\varepsilon_i)$ and equality (9.4).

The function ω_n also satisfies the switch conditions (6.1), by the following argument:

From the definition of ω_n we observe that any possible error in the switch condition equalities (6.1) must come from the fact that, for any level graph Γ_t^* with $t \geq n$ and any of its edges $e_k'^*$, the initial (or terminal)

edge of the image path $f_{n,t}^*(e_k^*)$ does not contribute enough to $\omega_n(\varepsilon_i)$, for any of the local edges ε_i adjacent to the initial (or terminal) vertex of $f_{n,t}^*(e_k^*)$. It follows that the total error in the switch conditions for the functions $\omega_{n,t}$, summed over all vertices of Γ_n , is bounded by

$$(9.5) \quad 2 \sum_{e^* \in \text{Edges}^+(\Gamma_t^*)} \vec{v}_t(e^*),$$

which tends by Remark 9.2 (3) to 0 if $t \rightarrow \infty$. Hence we deduce from the definition $\omega_n(\varepsilon_i) := \lim_{t \rightarrow \infty} \omega_{n,t}(\varepsilon_i)$ in (9.4) above that the function ω_n satisfies the switch conditions.

We have thus shown that the family of ω_n^* defines indeed a weight tower $\overleftarrow{\omega} =: \overleftarrow{\omega}(\overleftarrow{v})$ on $\overleftarrow{\Gamma}$, and hence, by Remark 6.6 and Proposition 7.5, an invariant measure $\mu_{\overleftarrow{\Sigma}}^{\overleftarrow{v}} = \mu_{\overleftarrow{\Sigma}}^{\overleftarrow{v}}$ on $L^{\overleftarrow{\Gamma}}$.

(2) This is a direct consequence of the above definition of the weight tower $\overleftarrow{\omega}(\overleftarrow{v})$, which gives $\overleftarrow{\omega}(\overleftarrow{v}) = \overleftarrow{\omega}$. \square

We recall from Definition 2.1 that for any finite reduced path γ in Γ_0 and any long edge e^* of some level graph Γ_n^* one denotes by $|f_n^*(e^*)|_\gamma$ the number of occurrences of γ as subpath in the path $f_n^*(e^*)$. We also recall (see Proposition 7.2 (2)) that any such $\gamma \in \mathcal{P}(\Gamma_0)$ determines a cylinder C_γ , and that for any invariant measure μ_Σ for Γ_0 the measure of C_γ is given by the Kolmogorov function $\mu_\Gamma : \mathcal{P}(\Gamma_0) \rightarrow \mathbb{R}_{\geq 0}$ associated to μ_Σ via

$$\mu_\Sigma(C_\gamma) = \mu_\Gamma(\gamma).$$

Proposition 9.4. *For any vector tower $\overleftarrow{v} = (\vec{v}_n)_{n \in \mathbb{N} \cup \{0\}}$ on an expanding graph tower $\overleftarrow{\Gamma} = ((\Gamma_n)_{n \in \mathbb{N} \cup \{0\}}, (f_{m,n})_{0 \leq m \leq n})$, and for any finite reduced path γ in Γ_0 , the measure $\mu_{\overleftarrow{\Sigma}}^{\overleftarrow{v}}$ defined by \overleftarrow{v} takes on the cylinder C_γ the value*

$$\mu_{\overleftarrow{\Sigma}}^{\overleftarrow{v}}(C_\gamma) = \lim_{n \rightarrow \infty} \sum_{e^* \in \text{Edges}^\pm(\Gamma_n^*)} \vec{v}_n(e^*) \cdot |f_n^*(e^*)|_\gamma.$$

Proof. We pick any level $n \geq 0$ which satisfies $|\gamma| \leq \text{minlength}_{\overleftarrow{\Gamma}}(n) + 1$, and consider as in Definition 6.8 (2) the set $\mathcal{E}_n(\gamma)$ of lifts γ_i of γ to Γ_n . We thus obtain a disjoint-union decomposition

$$\mathcal{E}_n(\gamma) = \mathcal{E}_n^{\text{non-intr}}(\gamma) \cup \mathcal{E}_n^{\text{intr}}(\gamma)$$

into the set $\mathcal{E}_n^{\text{non-intr}}(\gamma)$ of such lifts γ_i which do not cross over any intrinsic vertex, and the set $\mathcal{E}_n^{\text{intr}}(\gamma)$ of such lifts γ_j which cross over precisely one intrinsic vertex (not counting the initial or terminal vertex of γ_j).

From Definition 6.8 (3), Proposition 6.9 and Proposition 7.4 we know that for any weight tower $\overleftarrow{\omega} = (\omega_n)_{n \in \mathbb{N} \cup \{0\}}$ on $\overleftarrow{\Gamma}$ one has

$$\mu_{\overleftarrow{\Sigma}}^{\overleftarrow{v}}(C_\gamma) = \mu_{\overleftarrow{\Gamma}}^{\overleftarrow{v}}(\gamma) = \sum_{\gamma_i \in \mathcal{E}_n(\gamma)} \omega_n(\gamma_i)$$

and thus

$$(9.6) \quad \mu_{\overleftarrow{\Sigma}}^{\overleftarrow{v}}(C_\gamma) = \sum_{\gamma_i \in \mathcal{E}_n^{\text{intr}}(\gamma)} \omega_n(\gamma_i) + \sum_{\gamma_i \in \mathcal{E}_n^{\text{non-intr}}(\gamma)} \omega_n(\gamma_i)$$

For the weight tower $\overleftarrow{\omega} = \overleftarrow{\omega}(\overleftarrow{v})$ given by the vector tower \overleftarrow{v} one has $\omega_n^*(e^*) = \vec{v}_n(e^*)$ for any long edge e^* . Furthermore, there is a 1-1 correspondence between the occurrences of any of the $\gamma_i \in \mathcal{E}_n^{\text{non-intr}}(\gamma)$ as subpath of some long edge e^* (understood as edge path in the subdivided graph $\check{\Gamma}_n$ in short-edge dialect) on one hand, and the occurrences of γ as subpath of $f_n(e^*)$ on the other. Since for any such γ_i one has $\omega_n(\gamma_i) = \omega_n^*(e^*)$ (and furthermore $\omega_n^*(e^*) = \vec{v}_n(e^*)$), this gives:

$$(9.7) \quad \sum_{\gamma_i \in \mathcal{E}_n^{\text{non-intr}}(\gamma)} \omega_n(\gamma_i) = \sum_{e^* \in \text{Edges}^\pm(\Gamma_n^*)} \vec{v}_n(e^*) \cdot |f_n^*(e^*)|_\gamma$$

This sum differs from $\mu_{\overleftarrow{\Sigma}}^{\overleftarrow{v}}(C_\gamma) = \mu_{\overleftarrow{\Gamma}}^{\overleftarrow{v}}(\gamma)$ exactly by the term

$$\sum_{\gamma_j \in \mathcal{E}_n^{\text{intr}}(\gamma)} \omega_n(\gamma_j) = \sum_{\gamma_j \in \mathcal{E}_n^{\text{intr}}(\gamma)} \omega_n(\varepsilon_j),$$

where ε_j is the local edge traversed by γ_j at the unique intrinsic vertex crossed over by γ_j .

Since any long edge e^* of Γ_n^* , again understood as edge path in the subdivided level graph $\check{\Gamma}_n$, doesn't cross over any intrinsic vertex, for any of the paths $\gamma_j \in \mathcal{E}_n^{\text{intr}}(\gamma)$ there is precisely one edge $e^* \in \text{Edges}^\pm(\Gamma_n)$ such that the initial vertex v_0 of γ_j must lie in the terminal boundary subpaths of length $|\gamma|$ of e^* . Since v_0 must be different from the terminal boundary vertex v_1 of e^* , there are precisely $|\gamma|$ possibilities for the position of v_0 on e^* . We fix one of them and consider the set $\mathcal{E}_n^{v_0}(\gamma)$ of all possible $\gamma_j \in \mathcal{E}_n^{\text{intr}}(\gamma)$ with the same initial vertex v_0 on e^* . All these $\gamma_j \in \mathcal{E}_n^{v_0}(\gamma)$ cross over the same intrinsic vertex $v_1 = \tau(e^*)$, so that any $\gamma_j \in \mathcal{E}_n^{v_0}(\gamma)$ crosses over a local edge ε_j at v_1 , and γ_j is uniquely determined by ε_j , among all paths in $\mathcal{E}_n^{v_0}(\gamma)$. From the switch condition (6.1) we thus obtain:

$$(9.8) \quad \sum_{\gamma_j \in \mathcal{E}_n^{v_0}(\gamma)} \omega_n(\gamma_j) = \sum_{\gamma_j \in \mathcal{E}_n^{v_0}(\gamma)} \omega_n(\varepsilon_j) \leq \omega_n^*(e^*)$$

Since for every $e^* \in \text{Edges}^\pm(\Gamma_n)$ there are precisely $|\gamma|$ possible choices for the vertex v_0 on e^* , we obtain from (9.8) and from $\omega^*(\bar{e}^*) = \omega^*(e^*)$ the upper bound

$$\sum_{\gamma_j \in \mathcal{E}_n^{\text{intr}}(\gamma)} \omega_n(\gamma_j) \leq \sum_{e^* \in \text{Edges}^\pm(\Gamma_n^*)} \omega_n^*(e^*) \cdot |\gamma| = 2|\gamma| \sum_{e^* \in \text{Edges}^+(\Gamma_n^*)} \omega_n^*(e^*)$$

We thus conclude from $\omega_n^*(e^*) = \vec{v}_n(e^*)$ and from Remark 9.2 (3) that

$$\lim_{n \rightarrow \infty} \sum_{\gamma_j \in \mathcal{E}_n^{\text{intr}}(\gamma)} \omega_n(\gamma_j) = 0.$$

Hence (9.6) and (9.7) imply the claim

$$\mu_\Sigma^{\overline{\nu}}(C_\gamma) = \lim_{n \rightarrow \infty} \sum_{e^* \in \text{Edges}^\pm(\Gamma_n^*)} \vec{v}_n(e^*) \cdot |f_n^*(e^*)|_\gamma.$$

□

Remark 9.5. For any integers $n \geq m \geq 0$ and any finite reduced path γ in Γ_0 the level map $f_{m,n}$ maps the set of lifts $\mathcal{E}_n(\gamma)$ to the set of lifts $\mathcal{E}_m(\gamma)$. Since intrinsic vertices are mapped to intrinsic vertices, it follows (using the same terminology as in the last proof) that $f_{m,n}$ maps $\mathcal{E}_n^{\text{intr}}(\gamma)$ to $\mathcal{E}_m^{\text{intr}}(\gamma)$, while the paths from $\mathcal{E}_n^{\text{non-intr}}(\gamma)$ can be mapped to either $\mathcal{E}_m^{\text{non-intr}}(\gamma)$ or to $\mathcal{E}_m^{\text{intr}}(\gamma)$. From the compatibility conditions 6.3 we thus obtain:

$$\sum_{\gamma_i \in \mathcal{E}_m^{\text{intr}}(\gamma)} \omega_m(\gamma_i) \geq \sum_{\gamma_j \in \mathcal{E}_n^{\text{intr}}(\gamma)} \omega_n(\gamma_j)$$

We can hence deduce from the equalities (9.6) and (9.7) that the sequence of sums $\sum_{e^* \in \text{Edges}^\pm(\Gamma_n^*)} \vec{v}_n(e^*) \cdot |f_n^*(e^*)|_\gamma$ in Proposition 9.4 is monotonically increasing.

Remark 9.6. The fact that in Definition 9.1 and in Proposition 9.3 one works with the long-edge dialect is immaterial: Both, the definition of vector towers as well as the construction of the associated weight tower works just as well on the edge set $\text{Edges}^+(\Gamma_n)$ of an arbitrary graph tower $\overline{\Gamma} = ((\Gamma_n)_{n \in \mathbb{N} \cup \{0\}}, (f_{m,n})_{0 \leq m \leq n})$, as long as $\overline{\Gamma}$ is strongly expanding in the meaning of Definition 2.6 (a).

The only reason for passing over to the long-edge dialect lies in its advantage that the transition matrices $M(f_{m,n})$ become smaller and hence more tractable. However, if in certain given situations some more general expanding graph tower turns out to be handier, there is no need to abandon it for the associated long-edge graph tower $((\Gamma_n^*)_{n \in \mathbb{N} \cup \{0\}}, (f_{m,n}^*)_{0 \leq m \leq n})$.

We have now all tools ready needed to give a formal proof of the main result as assembled in section 2.2. The small differences in the notation used there and in the present chapter are immaterial, as explained in Remark 9.6.

Proof of Theorem 2.9. Statement (1) of Theorem 2.9 is the content of Proposition 9.3 (1). Statement (2) follows directly from Proposition 8.2, and the fact that via (9.1) any weight tower $\overline{\omega}$ defines a vector tower $\overline{\nu}$ with $\mu_\Sigma^{\overline{\nu}} = \mu_\Sigma^{\overline{\omega}}$, by Proposition 9.3 (2). Statement (3) is an immediate consequence that the definition of the functions $\overline{\nu} \mapsto \overline{\omega}(\overline{\nu})$ and $\overline{\omega} \mapsto \mu_\Sigma^{\overline{\omega}}$ are clearly linear. Finally, statement (4) has been proved in Proposition 9.4 above. □

Remark 9.7. We now assume that for some vector tower $\overleftarrow{v} = (\vec{v})_{n \in \mathbb{N} \cup \{0\}}$ on some expanding graph tower $\overleftarrow{\Gamma} = ((\Gamma_n)_{n \in \mathbb{N} \cup \{0\}}, (f_{m,n})_{0 \leq m \leq n})$ the n -th level graph Γ_n and the corresponding weight vector \vec{v}_n are known. We will discuss here how this information can be used to concretely determine, for any finite reduced path γ in Γ_0 with $|\gamma| \leq \text{minlength}_{\overleftarrow{\Gamma}}(n) + 1$, the measure $\mu_{\Sigma}^{\overleftarrow{v}}(C_{\gamma})$ of the cylinder C_{γ} . Of course, such a “determination” will in general only be possible up to a certain error, which will become smaller if the difference $n - |\gamma|$ increases. We’ll give in (9.9) below a concrete formula for an estimation of $\mu_{\Sigma}^{\overleftarrow{v}}(C_{\gamma})$, together with a precise (small) upper bound in (9.11) for the possible error term.

In a first step we determine, for Γ_n understood in short-edge dialect, the finite set $\mathcal{E}_n(\gamma)$ of lifts γ_j of γ to Γ_n . As in the proof of Proposition 9.4 the set $\mathcal{E}_n(\gamma)$ partitions into the set $\mathcal{E}_n^{\text{intr}}(\gamma)$ of paths γ_j that cross over an intrinsic vertex, and the set $\mathcal{E}_n^{\text{non-intr}}(\gamma)$ of paths γ_k that are entirely contained in some long edge $e^* =: e^*(\gamma_k)$ of Γ_n (where $e^*(\gamma_k)$ is understood as edge path with respect to the short-edge subdivision of Γ_n).

The determination of the set $\mathcal{E}_n^{\text{non-intr}}(\gamma)$ allows us to calculate the “estimation”

$$(9.9) \quad S_n(\gamma) := \sum_{\gamma_k \in \mathcal{E}_n^{\text{non-intr}}(\gamma)} \vec{v}_n(e^*(\gamma_k)).$$

From the fact, that the occurrences of any of the paths $\gamma_j \in \mathcal{E}_n(\gamma)$ as subpath of a long edge $e^* \in \Gamma_n^*$ are in 1-1 correspondence with the occurrences of γ as subpath of $f_n(e^*)$, we obtain

$$\sum_{e^* \in \text{Edges}^{\pm}(\Gamma_n^*)} \vec{v}_n(e^*) \cdot |f_n^*(e^*)|_{\gamma} = \sum_{\gamma_k \in \mathcal{E}_n^{\text{non-intr}}(\gamma)} \vec{v}_n(e^*(\gamma_k)).$$

Hence equality (9.9) together with the equalities (9.6) and (9.7) give the “error term”

$$(9.10) \quad \mu^{\overleftarrow{v}}(C_{\gamma}) - S_n(\gamma) = \sum_{\gamma_j \in \mathcal{E}_n^{\text{intr}}(\gamma)} \omega_n(\gamma_j),$$

where ω_n is the weight function on Γ_n of the weight tower $\overleftarrow{\omega}(\overleftarrow{v})$ associated to the vector tower \overleftarrow{v} through Proposition 9.3.

A first upper bound of the error term from (9.10) is derived at the end of the proof of Proposition 9.4, where

$$\sum_{\gamma_j \in \mathcal{E}_n^{\text{intr}}(\gamma)} \omega_n(\gamma_j) \leq |\gamma| \cdot \sum_{e^* \in \text{Edges}^{\pm}(\Gamma_n^*)} \omega_n(e^*)$$

has been shown. A better bound can be obtained as follows: For any of the paths $\gamma_j \in \mathcal{E}_n^{\text{intr}}(\gamma)$ the unique intrinsic vertex v_j of Γ_n can be determined, over which γ_j crosses, as well as the local edge ε_j used by γ_j at v_j . By Definition 6.8 (1) we know $\omega_n(\gamma_j) = \omega_n(\varepsilon_j)$, so that it suffices to estimate the value of $\omega_n(\varepsilon_j)$: From (6.5) we know that $\omega_n(\varepsilon_j) \leq \omega_n(\widehat{e}_j^*(1))$ and $\omega_n(\varepsilon_j) \leq \omega_n(\widehat{e}_j^*(2))$, where $\widehat{e}_j^*(1)$ and $\widehat{e}_j^*(2)$ are the two (uniquely determined) non-local edges adjacent to ε_j in the blow-up dialect derived from the long edges in Γ_n^* : there are corresponding long edges $e_j^*(1)$ and $e_j^*(2)$ in Γ_n^* which both start at v_j and which satisfy $\omega_n(\widehat{e}_j^*(1)) = \omega_n(e_j^*(1))$ and $\omega_n(\widehat{e}_j^*(2)) = \omega_n(e_j^*(2))$. The long edges $e_j^*(1)$ and $e_j^*(2)$ are described alternatively by stating that γ_j is a subpath of $\overline{e}_j^*(1)e_j^*(2)$ or of $\overline{e}_j^*(2)e_j^*(1)$. An upper bound for the error term in question is hence given by:

$$(9.11) \quad \left| \mu_{\Sigma}^{\overleftarrow{v}}(C_{\gamma}) - S_n(\gamma) \right| \leq \sum_{\gamma_j \in \mathcal{E}_n^{\text{intr}}(\gamma)} \min(\vec{v}_n(e_j^*(1)), \vec{v}_n(e_j^*(2)))$$

10. APPLICATIONS AND DISCUSSIONS

In this section we will outline some first applications of the technology of graph towers provided with vector towers, as presented in the previous sections. Further applications and developments of this technology are given in subsequent work of the authors, see [3, 2].

We would also like to point the readers attention to two subsections in the appendix to this paper, where terminology and known results are recalled that are used in this section: in subsection 11.2 convex linear cones and their extremities are discussed, and in subsection 11.3 reducible non-negative matrices and their eigenvectors are reviewed.

10.1. Thin and thick graph towers.

For any graph tower $\overleftarrow{\Gamma} = ((\Gamma_n)_{n \in \mathbb{N} \cup \{0\}}, (f_{m,n})_{0 \leq m \leq n})$ we denote by $\mathcal{V}(\overleftarrow{\Gamma})$ the set of vector towers $\overleftarrow{v} = (\vec{v}_n)_{n \in \mathbb{N} \cup \{0\}}$ on $\overleftarrow{\Gamma}$ as in Definition 9.1. It is a subset of the vector space $\prod_{n \in \mathbb{N} \cup \{0\}} \mathbb{R}^{\text{Edges}^+(\Gamma_n^*)}$ and as such it is a convex linear cone (see the Appendix 11.2). From the definition of $\mathcal{V}(\overleftarrow{\Gamma}) =: \mathcal{V}$ it follows directly that \mathcal{V} is a closed subset of the non-negative cone $\prod_{n \in \mathbb{N} \cup \{0\}} \mathbb{R}_{\geq 0}^{\text{Edges}^+(\Gamma_n^*)}$ and that hence \mathcal{V} is salient (see equality (11.1)).

From Proposition 9.3 we obtain a surjective map

$$\mathbf{m} = \mathbf{m}_{\overleftarrow{\Gamma}} : \mathcal{V}(\overleftarrow{\Gamma}) \rightarrow \mathcal{M}(L^{\overleftarrow{\Gamma}})$$

into the set $\mathcal{M} := \mathcal{M}(L^{\overleftarrow{\Gamma}})$ of invariant measures on the used lamination $L^{\overleftarrow{\Gamma}} \subseteq \Sigma(\Gamma_0)$. By statement (3) of Theorem 2.9 this map \mathbf{m} is linear. It follows in particular (see Lemma 11.6) that for finite dimensional \mathcal{V} the set $\mathcal{V}_{ext} \subseteq \mathcal{V}$ of extremal points of \mathcal{V} maps to a set $\mathbf{m}(\mathcal{V}_{ext})$ that contains the extremal points of \mathcal{M} , which is also a salient closed convex linear cone (see Remark 11.5). The extremal points of \mathcal{M} are precisely the ergodic measures on $L^{\overleftarrow{\Gamma}}$, and they are linearly independent (see Remark 11.5), so that the cone \mathcal{M} , if finite dimensional, is simplicial (see Definition 11.4).

On the other hand, even in the special case where \mathcal{V} is finite dimensional, it doesn't seem clear whether the extremal directions of \mathcal{V} are projectively independent or not, given that the map \mathbf{m} is possibly non-injective.

For any integer $n \geq 0$ the map $\overleftarrow{v} \mapsto \vec{v}_n$ defines a *level quotient map*

$$\mathbf{m}_n : \mathcal{V}(\overleftarrow{\Gamma}) \rightarrow \mathbb{R}^{\text{Edges}^+(\Gamma_n^*)},$$

and the image $\mathcal{C}_n := \mathbf{m}_n(\mathcal{V}(\overleftarrow{\Gamma}))$ is again a salient closed convex linear cone contained in $\mathbb{R}_{\geq 0}^{\text{Edges}^+(\Gamma_n^*)}$. From equality (9.2) we see that the transition matrices $M(f_{m,n}^*)$ of the level maps $f_{m,n}^*$ satisfy

$$\mathbf{m}_m = M(f_{m,n}^*) \circ \mathbf{m}_n,$$

so that we have:

$$\mathcal{C}_m = M(f_{m,n}^*)(\mathcal{C}_n)$$

As a consequence, we deduce:

$$(10.1) \quad \dim \mathcal{C}_m \leq \dim \mathcal{C}_n \quad \text{for all} \quad m \leq n$$

Definition-Remark 10.1. The image cones \mathcal{C}_n should not be confused with the perhaps more natural *weight cones* \mathcal{C}_n^ω , by which we mean the set of all weight functions on the level graph Γ_n . Of course we have

$$\mathcal{C}_n \subseteq \mathcal{C}_n^\omega$$

for any level $n \geq 0$, but in general the inclusion will be strict. The transition matrix $M(f_{m,n}^*)$ of any level map $f_{m,n}^*$ defines a map

$$\mathcal{C}_n^\omega \rightarrow \mathcal{C}_m^\omega$$

which extends the above map on \mathcal{C}_n , but in general this map $\mathcal{C}_n^\omega \rightarrow \mathcal{C}_m^\omega$ will not be surjective.

The cone \mathcal{C}_0 has a special importance, due to the following:

Proposition 10.2. *Let $\overleftarrow{\Gamma}, \mathcal{V}, \mathcal{M}, \mathcal{C}_0, \mathbf{m}$ and \mathbf{m}_0 be as defined above.*

(1) *The map \mathbf{m}_0 splits over the map \mathbf{m} . More precisely, the map*

$$\zeta : \mathcal{M} \rightarrow \mathcal{C}_0, \mu \mapsto (\mu(C_{e^*}))_{e^* \in \text{Edges}^+(\Gamma_0^*)}$$

(where C_{e^*} denotes as in Proposition 9.4 the cylinder defined by e^* , understood as edge path in short-edge dialect) *satisfies*

$$\mathbf{m}_0(\overleftarrow{v}) = \zeta(\mathbf{m}(\overleftarrow{v}))$$

for any $\overleftarrow{v} \in \mathcal{V}$.

(2) *The cone \mathcal{C}_0 is equal to the nested intersection*

$$\mathcal{C}_0 = \bigcap_{n \in \mathbb{N}} \left\{ M(f_n^*) \cdot \vec{v} \mid \vec{v} \in \mathbb{R}_{\geq 0}^{\text{Edges}^+(\Gamma_n^*)} \right\}.$$

Proof. (1) We first consider any weight tower $\overline{\omega} = (\omega_n)_{n \in \mathbb{N} \cup \{0\}}$ on $\overline{\Gamma}$, and note that for $n = 0$ one has $\text{minlength}_{\overline{\Gamma}}(0) = 1$. Since any edge e^* of Γ_0^* satisfies $|e^*| = 1 \leq \text{minlength}_{\overline{\Gamma}}(0) + 1$, from the definition of the Kolmogorov function $\mu_{\overline{\Gamma}}^{\overline{\omega}}$ defined by $\overline{\omega}$ in equality (6.7) we obtain $\mu_{\overline{\Gamma}}^{\overline{\omega}}(e^*) = \omega_0(e^*)$.

In the special case where $\overline{\omega} = \overline{\omega}(\overline{v})$ is the weight tower defined by the given vector tower $\overline{v} = (\vec{v}_n)_{n \in \mathbb{N} \cup \{0\}}$ on $\overline{\Gamma}$ (see Proposition 9.3), then by equality (9.3) one has $\omega_0(e^*) = \vec{v}_0(e^*)$, so that one obtains $\mu_{\Sigma}^{\overline{\omega}}(C_{e^*}) = \mu_{\overline{\Gamma}}^{\overline{\omega}}(e^*) = \mu_{\overline{\Gamma}}^{\overline{v}}(e^*) = \omega_0(e^*) = \vec{v}_0(e^*)$, which gives directly the claimed statement (1).

(2) The fact that the left hand side of the claimed equality is included in the right hand side is a direct consequence of the given set-up. For the converse inclusion we observe from equality (9.2) that every element in the nested intersection of the image cones $M(f_n^*)(\mathbb{R}_{\geq 0}^{\text{Edges}^+(\Gamma_n^*)})$ is indeed the \mathfrak{m}_0 -image of some vector tower. \square

The inequality (10.1) enables us to establish the following classification of graph towers. We first recall (see Remark 7.7) that from any infinite family of level graphs Γ_{n_k} of a graph tower $\overline{\Gamma}$ (with $n_0 = 0$ and with $n_k < n_{k'}$ for $k < k'$) one obtains a *telescoped graph tower* $\overline{\Gamma}'$, with level graphs $\Gamma'_k := \Gamma_{n_k}$ and level transition maps $f'_{k,k'} := f_{n_k, n_{k'}}$. It has the same used lamination as does $\overline{\Gamma}$.

Definition-Remark 10.3. (1) Any graph tower $\overline{\Gamma}$, after having been properly telescoped, belongs precisely to one of the following three classes:

- (a) $\overline{\Gamma}$ is *thick* if one has $\dim \mathcal{C}_n > \dim \mathcal{C}_m$ for any levels $n > m$.
- (b) $\overline{\Gamma}$ is *thin* if $\dim \mathcal{C}_n = \dim \mathcal{C}_0$ for any level $n \geq 0$.
- (c) $\overline{\Gamma}$ is *thinning* if $\dim \mathcal{C}_n = \dim \mathcal{C}_1$ for any level $n \geq 1$ and $\dim \mathcal{C}_0 < \dim \mathcal{C}_1$.

(2) For any graph tower $\overline{\Gamma}$ we define the *tower dimension* $\dim \overline{\Gamma}$ to be the smallest integer that occurs for infinitely many levels $n \geq 0$ as the number of long edges in the level graph Γ_n^* , if such an inferior limit exists. Otherwise we set $\dim \overline{\Gamma} = \infty$. We note that by definition of $\mathcal{V}(\overline{\Gamma})$ one has:

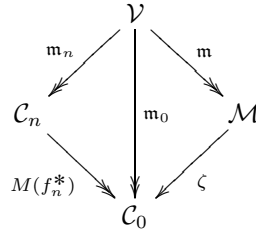
$$\dim \mathcal{V}(\overline{\Gamma}) \leq \dim \overline{\Gamma}$$

We also observe directly that $\dim \overline{\Gamma} < \infty$ implies that $\overline{\Gamma}$ is (after properly telescoping) thin or thinning.

It is natural to ask whether quantitative or qualitative invariants of a given graph tower have a structural relevance, in the sense that they only depend on the used lamination $L^{\overline{\Gamma}}$ of the graph tower $\overline{\Gamma}$ in question, and not on the particular choice of $\overline{\Gamma}$. In particular this can be asked for the above classification, or for the tower dimension. Indeed, for both the answer is positive, if one imposes on $\overline{\Gamma}$ the additional condition to be “non-repeating”; this will be investigated in detail in [2].

Corollary 10.4. *If the expanding graph tower $\overline{\Gamma}$ is thin, then the map \mathfrak{m} is bijective, and every level cone \mathcal{C}_n is isomorphic to the cone \mathcal{M} . In particular, \mathcal{V} and any of the \mathcal{C}_n are simplicial.*

Proof. From the hypothesis that $\overline{\Gamma}$ is thin it follows that all the maps $M(f_n^*)$ and thus also all the \mathfrak{m}_n are isomorphisms.



Hence part (1) of Proposition 10.2 implies that \mathfrak{m} is injective. From Theorem 2.9 we know that \mathfrak{m} is surjective. \square

Thin graph towers are implicitly present in several related contexts, such as for ending laminations in the boundary of Teichmüller space (see [28, 29]), for laminations dual to certain \mathbb{R} -trees in Outer space (see [16, 46]), and also for S -adic subshifts (see [25, 4]). This will be further discussed in subsections 10.2 and 10.3.

Remark 10.5. (1) As already pointed out in Corollary 2.11, for any expanding graph tower $\overleftarrow{\Gamma}$ with finite tower dimension the number of ergodic probability measures on the used lamination $L^{\overleftarrow{\Gamma}}$ is bounded above by $\dim \overleftarrow{\Gamma}$.

(2) Examples of expanding thin $\overleftarrow{\Gamma}$ where this bound is actually achieved are easy to produce. For example, one can take for any level graph Γ_n a fixed 1-vertex graph, and define the level maps by mapping each edge e to an edge path e^t with $t \geq 2$. More interesting such examples, with minimal $L^{\overleftarrow{\Gamma}}$, have recently been constructed by the authors (see [3]).

Remark 10.6. The special situation, where all level transition matrices $M(f_{m,n}^*)$ are invertible over \mathbb{Z} , occurs frequently in different contexts. In [16] a quick argument is given in a special case, but also valid for general expanding thin $\overleftarrow{\Gamma}$ with all $M(f_{m,n}^*) \in GL_d(\mathbb{Z})$ for some $d \geq 1$, which improves the upper bound for the number of ergodic measures (up to rescaling) from $\dim \overleftarrow{\Gamma}$ to $\dim \overleftarrow{\Gamma} - 1$.

10.2. Stationary and pseudo-stationary graph towers.

We first recall from Definition-Remark 10.3 that a graph tower $\overleftarrow{\Gamma}$ must be thin or thinning, if all of its level graphs Γ_n have the same number of edges, which then coincides with the tower dimension $\dim \overleftarrow{\Gamma}$ of $\overleftarrow{\Gamma}$.

A special case of thin graph towers is given by *stationary* graph towers $\overleftarrow{\Gamma}_f$, which are defined by a graph Γ and a graph self-map $f : \Gamma \rightarrow \Gamma$ through the convention that $\Gamma_n = \Gamma$ and $f_{m,n} = f^{n-m}$ for all $n \geq m \geq 0$.

Definition-Remark 10.7. The graph self-map $f : \Gamma \rightarrow \Gamma$ of an expanding stationary graph tower $\overleftarrow{\Gamma}_f$ satisfies:

- (1) f is *expanding*: For any edge e of Γ there exists an integer $t \geq 1$ such that the edge path $f^t(e)$ has length $|f^t(e)| \geq 2$.
- (2) f has the *train track property*: For any integer $t \geq 0$ and any edge e of Γ the edge path $f^n(e)$ is reduced.

Conversely, if a graph self-map $f : \Gamma \rightarrow \Gamma$ is expanding and has the train track property, then it defines an expanding stationary graph tower $\overleftarrow{\Gamma}_f$.

Since any expanding stationary graph tower $\overleftarrow{\Gamma}_f$ is thin, we obtain from Corollary 10.4 that the cone $\mathcal{M} := \mathcal{M}(L^{\overleftarrow{\Gamma}_f})$ of invariant measures on the used lamination of $\overleftarrow{\Gamma}_f$ is isomorphic to the cone $\mathcal{V}(\overleftarrow{\Gamma}_f)$ of vector towers on $\overleftarrow{\Gamma}_f$, and also isomorphic to any of the level image cones $\mathcal{C}_n := \mathfrak{m}_n(\mathcal{V}(\overleftarrow{\Gamma}_f)) \subseteq \mathbb{R}_{\geq 0}^{\text{Edges}^+(\Gamma_n^+)}$. Through the above identification $\Gamma_n = \Gamma$ for any $n \geq 0$ we obtain directly a canonical identification of $\mathbb{R}_{\geq 0}^{\text{Edges}^+(\Gamma_n)}$ with $\mathbb{R}_{\geq 0}^{\text{Edges}^+(\Gamma)}$. Thus Proposition 10.2 (2) implies natural identifications

$$(10.2) \quad \mathcal{C}_\infty(M(f)) = \mathcal{C}_0 = \mathcal{V}(\overleftarrow{\Gamma}_f) = \mathcal{M},$$

where $M(f)$ denotes as before the transition matrix of the map f , and \mathcal{C}_∞ the nested intersection from Proposition 11.15.

We thus obtain the following theorem, which comes close to the main result of [8]. The precise relation between the work of Bezuglyi-Kwiatkowski-Medynets-Solomyak and the work presented here will be described below in Remark 10.11.

Before stating the theorem we recall that any non-negative integer square matrix M possesses up to rescaling only finitely many non-negative eigenvectors which are extremal, and after passing to a suitable power M^t the set of such becomes stable. In Appendix 11.3 a precise description of these *principal eigenvectors* of M is given (see Proposition 11.11 and Definition-Remark 11.13).

Theorem 10.8. *Let L_f^Σ be the used symbolic lamination of a stationary expanding graph tower $\overleftarrow{\Gamma}_f$, given through some graph map $f : \Gamma \rightarrow \Gamma$. Then the set of ergodic measures on L_f^Σ is in 1-1 correspondence with the set of positive scalar multiples of the principal eigenvectors of the transition matrix $M(f)$. This 1-1 correspondence is given by the above identifications (10.2).*

In particular, if $M(f) \in GL_d(\mathbb{Z})$ (where d is the number of edges of Γ), then up to scalar multiples the number of distinct ergodic measures on L_f^Σ is bounded above by $\frac{d}{2}$.

Proof. The identifications from (10.2) allow a direct translation into the terms defined in subsection 11.3. Hence the claimed statement is a direct consequence of Proposition 11.15 and Corollary 11.12. Here non-negative eigenvectors with eigenvalue 0 are excluded by our assumption that $\overleftarrow{\Gamma}$ be expanding. The hypothesis in Corollary 11.12 is satisfied, since by telescoping we can replace f by any positive power and then apply Remark 9.2 (1). \square

The above considered situation of stationary graph towers inspires directly the following generalization:

Definition 10.9. A graph tower $\overleftarrow{\Gamma}$ is called *pseudo-stationary* if for all level transition maps $f_{n,n+1} : \Gamma_{n+1} \rightarrow \Gamma_n$ the transition matrices $M(f_{n,n+1})$ are identical (up to permutations), but not necessarily the level maps $f_{n,n+1}$ themselves.

Since in the proof of Theorem 10.8 only the transition matrices but not the transition maps themselves are used, we obtain immediately:

Corollary 10.10. *Theorem 10.8 extends verbatim from stationary to pseudo-stationary expanding expanding graph towers.* \square

Remark 10.11. In the most important special case where Γ is a 1-vertex graph and the map f respects a preferred “positive” orientation on the edges, we have translated in section 3.3 the set-up from Theorem 10.8 into that of a given substitution $\sigma : \mathcal{A}^* \rightarrow \mathcal{A}^*$.

(1) For this case, a bijection between the principal eigenvectors of M_σ (called “distinguished eigenvectors” in [8], see Remark 11.16) and the ergodic measures on the substitution subshift X_σ has first been proved in Corollary 5.6 of [8]. It should be noted, though, that due to the particularities of the Bratteli-Vershik machinery (see section 11.1), in the approach presented in [8] one always has to add the additional assumption that the substitution subshift X_σ doesn’t contain a periodic sequence; this extra assumption is not needed here.

(2) Furthermore, due to the extra effort needed when passing from the substitution to the associated Bratteli-Vershik diagrams (which needs to be made “proper” and in this process the incidence matrix in general becomes quite a bit larger), it doesn’t seem to be completely obvious whether or not a generalization to pseudo-stationary directive sequences, in analogy to Corollary 10.10 above, is straight forward from the work presented in [8]; a simple quote of the results stated there doesn’t quite seem to do it.

(3) In addition, the authors of this paper have to admit a problem in understanding the proof of Corollary 5.6 in [8]: From the given proof we do not quite see that the eigenvectors produced in [8] are actually eigenvectors of the matrix M_σ but rather eigenvectors of the much bigger matrix pointed out in (2) above.

10.3. Applications to automorphisms of free groups and current space.

The term “current” in the context of free groups F_N is the precise analogue of what we have so far called “invariant measure on some symbolic lamination”. This difference in terminology has in part historic reasons, in part it is due to the absence of a preferred basis in F_N , which calls for a basis-free, more algebraic and less combinatorial approach. See [32, 33] for a general introduction to currents over F_N and to current spaces.

We will try to explain in subsection 10.3.1 below the precise relation between the algebraic and the combinatorial approach, without getting lost in technical details. In subsection 10.3.2 we will exhibit the relevance of Theorem 10.8 in the free group context. Finally, in subsection 10.3.3 we will discuss open ends and pose some questions.

10.3.1. Currents and algebraic laminations.

Any free group F_N of finite rank $N \geq 2$ has a countable number of bases, and the transition from one to the other is given by an automorphism of F_N . The situation is similar to the choice of a marking on a surface S_g , and indeed, the group $\text{Out}(F_N)$ of outer automorphisms of F_N is closely related (but even more challenging) than the mapping class group Mod_g of S_g .

On the other hand, for any set of letters $\mathcal{A} = \{a_1, \dots, a_N\}$ the free group $F(\mathcal{A})$ over \mathcal{A} is naturally isomorphic to F_N , and the choice of any such isomorphism establishes \mathcal{A} as basis of F_N . This defines canonically an embedding of the free monoid \mathcal{A}^* into $F(\mathcal{A}) \cong F_N$, as well as an identification $F_N \cong \pi_1(R(\mathcal{A}))$,

where (as in section 3.3) the “rose” $R(\mathcal{A})$ is the 1-vertex graph with N oriented edges labelled by the a_i . More generally, the fundamental group of any finite connected graph Γ is a free group F_N of finite rank $N \geq 0$. However, in general Γ may have more than one vertex, and hence up to $3N - 3$ edges (assuming $N \geq 2$; the cases $N = 1$ and $N = 0$ will not be treated here).

As indicated already above, a *current* on F_N can now be viewed as a “letter-free” version of a subshift equipped with a shift-invariant measure. Indeed, once a *marking isomorphism* $\pi_1\Gamma \cong F_N$ is specified, then a current μ on F_N gives canonically rise to a shift-invariant measure μ_Σ for Γ , and conversely. For the space $\text{Curr}(F_N)$ of currents on F_N this defines a canonical bijection:

$$(10.3) \quad \text{Curr}(F_N) \longleftrightarrow \{\mu_\Sigma \mid \mu_\Sigma \text{ shift-invariant measure on } \Sigma(\Gamma)\}$$

For more details see [18, 33].

A similar “letter free” approach to symbolic laminations has been given in [17], where the space $\Lambda^2(F_N)$ of *algebraic laminations* L^{F_N} over a free group F_N has been introduced and studied. As before, for any graph Γ , provided with an identification $F_N \cong \pi_1\Gamma$, there is a canonical bijection:

$$(10.4) \quad \Lambda^2(F_N) \longleftrightarrow \{L^\Sigma \subseteq \Sigma(\Gamma) \mid L^\Sigma \text{ symbolic lamination on } \Gamma\}$$

Any current $\mu \in \text{Curr}(F_N)$ determines a *support* $\text{Supp}(\mu) \in \Lambda^2(F_N)$, and the naturality of the above described set-up effects that this support map commutes via the two given bijections with the map that associates to any shift-invariant measure μ_Σ on $\Sigma(\Gamma)$ the symbolic lamination $L^\Sigma(\mu_\Sigma)$ from (2.2) on the given graph Γ .

Remark 10.12. The following facts are well-known, see [17, 18]:

- (1) Any automorphism $\varphi \in \text{Out}(F_N)$ induces a homeomorphism φ_Λ on the space of algebraic laminations $\Lambda^2(F_N)$.
- (2) Any automorphism $\varphi \in \text{Out}(F_N)$ induces homeomorphisms φ_C on the space $\text{Curr}(F_N)$ and $\varphi_{\mathbb{P}C}$ on its projectivization $\mathbb{P}\text{Curr}(F_N)$. The homeomorphism φ_C is furthermore “linear”, in that for any $\mu = \sum \lambda_i \mu_i$ it satisfies $\varphi_C(\mu) = \sum \lambda_i \varphi_C(\mu_i)$.
- (3) The two homeomorphisms φ_Λ and $\varphi_{\mathbb{P}C}$ commute via the support map $\mu \mapsto \text{Supp}(\mu)$. The latter, however, is not continuous.

$$\begin{array}{ccccc} \text{Curr}(F_N) & \longrightarrow & \mathbb{P}\text{Curr}(F_N) & \xrightarrow{\text{Supp}} & \Lambda^2(F_N) \\ \downarrow \varphi_C & & \downarrow \varphi_{\mathbb{P}C} & & \downarrow \varphi_\Lambda \\ \text{Curr}(F_N) & \longrightarrow & \mathbb{P}\text{Curr}(F_N) & \xrightarrow{\text{Supp}} & \Lambda^2(F_N) \end{array}$$

The space $\text{Curr}(F_N)$ of such currents has been much studied in recent years (see e.g. [14, 18, 31, 32, 33, 35, 37, 54]), and even more so its projectivization $\mathbb{P}\text{Curr}(F_N)$, which is compact. Although not finite dimensional (as is Outer space CV_N), the space $\mathbb{P}\text{Curr}(F_N)$ – or a suitable open and dense subspace (see [34]) – is generally accepted as a useful analogue of Teichmüller space (second to CV_N), with $\text{Out}(F_N)$ playing the role of the mapping class group Mod_g .

10.3.2. Fixed currents under the action of single automorphisms.

Individual automorphisms $\varphi \in \text{Out}(F_N)$ can be much more complicated than mapping classes, and they are up today not understood in full generality. There is a special interest in the fixed point set of the homeomorphism $\varphi_{\mathbb{P}C}$ induced by any such φ on $\mathbb{P}\text{Curr}(F_N)$: among other, these fixed points, i.e. projectivized φ -invariant currents $[\mu]$, are often a useful tool for the study of the intrinsic structure of φ .

The most powerful technology to analyze individual automorphism $\varphi \in \text{Out}(F_N)$ is based on train track maps, which exist in a variety of absolute, relative, improved, etc versions (see [5, 6, 10, 23, 42, 43]). We restrict our attention here to the following:

Definition-Remark 10.13. (1) A graph self-map $f : \Gamma \rightarrow \Gamma$ is called an *expanding train track map* if it is expanding and has the train track property (as specified in Definition-Remark 10.7).

(2) The map $f : \Gamma \rightarrow \Gamma$ is said to *represent an automorphism* $\varphi \in \text{Out}(F_N)$ if for a suitable identification $\pi_1\Gamma \cong F_N$ the map f induces φ . In this case f is a homotopy equivalence.

As pointed out in Definition-Remark 10.7, any expanding train track map $f : \Gamma \rightarrow \Gamma$ gives rise to an expanding stationary graph tower $\overline{\Gamma}_f$, where every level map $f_{n,n+1}$ is identified with the given map f . More specifically, let us fix a marking isomorphism $\theta : \pi_1 \Gamma \xrightarrow{\cong} F_N$ and assume that the map f represents (with respect to this marking θ) some automorphism $\varphi \in \text{Out}(F_N)$. Then the set $\mathcal{M}(L_f^\Sigma)$ of shift-invariant measures on the used symbolic lamination $L_f^\Sigma := L^{Tf}$ is via (10.3) in natural bijection with the set $\mathcal{M}_f \subseteq \text{Curr}(F_N)$ of currents with support in the *used algebraic lamination* $L_f^{F_N}$. This algebraic lamination is canonically defined by the train track map f , see [36], Definition 3.35 and Lemma 3.36, and it corresponds via (10.4) precisely to the used symbolic lamination L_f^Σ . We denote by $\mathbb{P}\mathcal{M}_f \subseteq \mathbb{P}\text{Curr}(F_N)$ the set of projectivized currents $[\mu]$ defined by any element μ of \mathcal{M}_f .

Theorem 10.14. *Let $f : \Gamma \rightarrow \Gamma$ be an expanding train track map which represents an automorphism $\varphi \in \text{Out}(\pi_1(\Gamma))$. After possibly replacing f and φ by some positive power, we obtain:*

- (1) *There is a canonical 1-1 correspondence between the set of principal eigenvectors \vec{v}_i of the transition matrix $M(f)$ on one hand, and the set of projectivized φ -invariant ergodic currents $[\mu_i] \in \mathbb{P}\mathcal{M}_f$ on the other.*
- (2) *Every convex combination $\sum c_i \vec{v}_i$ of principal eigenvectors \vec{v}_i of $M(f)$ with same eigenvalue defines a projectivized φ -invariant current $[\sum c_i \mu_i] \in \mathbb{P}\mathcal{M}_f$.*

(See Proposition 11.11 and Definition-Remark 11.13 for a precise description of the ‘‘principal eigenvectors’’ of a non-negative matrix.)

Remark 10.15. The above Theorem 10.14 and Proposition 11.11 show that there is a canonical injection from the set of non-negative eigenvectors of $M(f)$ into the set of projectively φ -invariant currents in \mathcal{M}_f . Through developing our theory of expanding graph towers and vector towers a bit further, it will be shown in [2] that this injection is actually a bijection.

The next proof as well as part of the discussion in the next subsection is written for readers with some expert knowledge about Outer space and automorphisms of free groups.

Proof of Theorem 10.14. From basic train track theory it is known that if a train track map f represents the automorphism $\varphi \in \text{Out}(F_N)$, then one has $\varphi_\Lambda(L_f^{F_N}) \subseteq L_f^{F_N}$ (see for instance [36]). Furthermore, the algebraic lamination $L_f^{F_N}$ contains only finitely many sublaminations, each given by a stratum of the expanding train track map f (see [5]). Recalling that φ_Λ is a homeomorphism and hence bijective, we thus deduce from the last inclusion:

$$\varphi_\Lambda(L_f^{F_N}) = L_f^{F_N}$$

Recalling that $\mathcal{M}_f \subseteq \text{Curr}(F_N)$ denotes the set of currents μ with $\text{Supp}(\mu) \subseteq L_f^{F_N}$, we can apply the commutativity between φ_Λ and φ_C from Remark 10.12 (3) to obtain:

$$\varphi_C(\mathcal{M}_f) = \mathcal{M}_f \quad \text{and} \quad \mathcal{M}_f = \varphi_C^{-1}(\mathcal{M}_f)$$

Since any convex combination of currents from \mathcal{M}_f gives again a current in \mathcal{M}_f , the latter is a cone. Furthermore we know from Remark 10.12 (2) that the map $\mathcal{M}_f \xrightarrow{\varphi_C} \mathcal{M}_f$ is linear, and since it is invertible, it is an isomorphism between cones. It follows that φ_C maps extremal currents of the cone \mathcal{M}_f to extremal currents of \mathcal{M}_f , or in other words: φ_C permutes the projectivized ergodic currents $[\mu] \in \mathbb{P}\mathcal{M}_f$.

The space $\mathcal{M}_f \subseteq \text{Curr}(F_N)$ is via (10.3) canonically identified with the set $\mathcal{M}(L_f^\Sigma)$ of shift-invariant measures μ_Σ on the symbolic lamination L_f^Σ . We can hence apply Theorem 10.8 to obtain a bijection between the set of ergodic projectivized currents $[\mu] \in \mathbb{P}\mathcal{M}_f$ on one hand, and the set of principal eigenvectors of the transition matrix $M(f)$ on the other. This gives, for suitable positive powers of f and φ , the bijection stated in part (1) of our our claim.

In order to prove part (2) it suffices to observe that among currents μ_i , which all satisfy $\varphi_C(\mu_i) = \lambda \mu_i$ for some fixed $\lambda > 0$, all linear dependencies are preserved under application of φ_C (see Remark 10.12 (2)). This shows directly that any eigenvector \vec{v} of $M(f)$, given as convex combination $\sum c_i \vec{v}_i$ of non-negative principal eigenvectors \vec{v}_i of $M(f)$ with same eigenvalue as \vec{v} , defines a projectively φ -invariant current which can be expressed precisely in the same way as convex combination $\sum c_i \mu_i$ of the μ_i defined by each \vec{v}_i . \square

Remark 10.16. For f, Γ and φ as in Theorem 10.14 it follows that the number of projectivized φ -invariant ergodic currents $[\mu_i] \in \mathbb{P}\mathcal{M}_f$ is bounded above by $\frac{3}{2}(N-1)$, for $N = \text{rank}(\pi_1(\Gamma))$. This follows from statement (1) of Theorem 10.14, together with the upper bound $\frac{d}{2}$ for the number of principal eigenvectors of the expanding non-negative $d \times d$ -matrix $M(f)$.

Indeed, the matrix size d is here bounded above by the maximal number of edges in any graph Γ with $\pi_1\Gamma = F_N$, which gives $d \leq 3N - 3$. Furthermore, any principal eigenvector of $M(f)$ must correspond to a distinct primitive diagonal block of $M(f)$, given by an expanding stratum of the train track map f . But any such stratum must involve at least 2 edges, as f is a homotopy equivalence, thus lowering the bound from $3N - 3$ to $\frac{3}{2}(N - 1)$.

10.3.3. Further discussion and questions.

Theorem 10.14 applies to a large class of automorphisms $\varphi \in \text{Out}(F_N)$, among which, most importantly, are all *hyperbolic* (or, equivalently, *atoroidal*) automorphisms other than those satisfying a certain technical obstruction (an essential non-closed INP-path in some relative train track representative of φ). Hyperbolic $\varphi \in \text{Out}(F_N)$ can be characterized by the absence of any non-trivial conjugacy class in F_N that grows in length polynomially (or equivalently “subexponentially”), under iteration of φ . The class of hyperbolic automorphisms contains the class of non-geometric iwip (= “irreducible with irreducible powers”) automorphisms of F_N , which are the natural strict analogue of pseudo-Anosov mapping classes in Mod_g .

Such non-geometric iwip φ are known (see [54]) to have North-South dynamics on $\mathbb{P}\text{Curr}(F_N)$, a result that has recently been extended (see [44, 55]) to a “generalized North-South” dynamics on $\mathbb{P}\text{Curr}(F_N)$ for the action of any hyperbolic $\varphi \in \text{Out}(F_N)$. In the case where φ is represented by an expanding train track map $f : \Gamma \rightarrow \Gamma$, a “forward limit simplex” Δ_φ for this dynamics has been exhibited in [44] in terms of frequencies. We believe that the following natural question has a positive answer:

Question 10.17. Does the above forward limit simplex Δ_φ coincide with $\mathbb{P}\mathcal{M}_f$ from Theorem 10.14?

The situation considered in Theorem 10.14 fits into a somehow more general scheme, where we assume that for a graph tower $\overleftarrow{\Gamma}$ the level transition maps $f_{m,n}$ are all homotopy equivalences. Once a marking isomorphism $\pi_1\Gamma_0 \cong F_N$ is specified, such a graph tower $\overleftarrow{\Gamma}$ defines a sequence of non-metric metric graphs which gives rise to an infinite “unfolding path” $\overleftarrow{\gamma} = \overleftarrow{\gamma}(\overleftarrow{\Gamma})$ in Outer space CV_N . Due to the lack of a specified metric on the graphs Γ_n , this path $\overleftarrow{\gamma}$ is only determined up to homotopy within the simplicial neighborhood of $\overleftarrow{\gamma}$, given by the canonical simplicial structure of CV_N . Despite the possible local perturbations of $\overleftarrow{\gamma}$ issuing from this non-determinacy, it follows from Remark 9.2 (2), together with elementary considerations based on the geometric intersection form between currents and \mathbb{R} -trees from [35], that for expanding $\overleftarrow{\Gamma}$ any limit point $[T] \in \partial\text{CV}_N$ of the unfolding path $\overleftarrow{\gamma}(\overleftarrow{\Gamma})$ is given by a tree T which contains the active part of the used lamination L^Γ in its dual lamination $L(T)$. Here we mean by the *active part* of a symbolic lamination L^Σ the union of the supports of any invariant measure on L^Σ .

This set-up has been investigated previously in [16] and [46]. In [16] Coulbois and Hilion have used unfolding techniques from their previous work to derive $3N - 3$ as upper bound¹ for the number of projectivized ergodic currents with support in $L(T)$, assuming that the F_N -action on T in ∂CV_N is free. Alternatively, the upper bound $3N - 3$ follows from Remark 10.5, since in the above set-up the graph tower $\overleftarrow{\Gamma}$ is thin of tower dimension $\leq 3N - 3$, as this is the maximal number of edges of any graph with fundamental group isomorphic to F_N .

However, to our knowledge no example of a tree T in ∂CV_N with free F_N -action (or with cyclic point stabilizers) is known, where the number of projectivized ergodic currents carried by $L(T)$ exceeds the bound $\frac{3}{2}(N - 1)$. This bound has been established through Remark 10.16 for the special case of certain trees T that are projectively fixed by properly chosen hyperbolic automorphisms $\varphi \in \text{Out}(F_N)$: There one considers a stationary graph tower $\overleftarrow{\Gamma}_f$, defined by a train track map f that represents some φ .

Note though that in this case the \mathbb{R} -tree T in question is not the “usual” forward limit tree determined by a left-eigenvector of $M(f)$. In order to describe T by this well developed train track technology (see [30, 42]), one would first have to find a train track map $f_- : \Gamma_- \rightarrow \Gamma_-$ which represents φ^{-1} , and then one has to

¹ The slightly sharper bound stated in [16] is based on an argument on “pseudo-invertible matrices” that unfortunately only holds in special cases.

impose further conditions on the size of the stretching factors of the strata of f_- to ensure the existence of some such T with trivial point stabilizers.

Question 10.18. Let T be an \mathbb{R} -tree in ∂CV_N with free F_N -action (or with cyclic point stabilizers).

- (1) What is the maximal number of projectivized ergodic currents carried by the dual lamination $L(T)$? Is it bounded above by $\frac{3}{2}(N - 1)$?
- (2) Same question under the additional assumption that $L(T)$ is minimal (or minimal up to diagonal leaves).

In the context of the last question (2) we'd like also to point the reader's attention to the work of D. Gabai on ending laminations for orientable surfaces, see [28, 29]. The latter has also inspired recent work of Leininger, Lenzhen and Rafi [40] and of Brock, Leininger, Modami and Rafi [11] on limit sets of particular Teichmüller geodesics in the Thurston boundary of Teichmüller space, which accumulate on more than one ergodic measure on a given minimal surface lamination.

In Theorem 9.1 of [28] Gabai exhibits minimal laminations with $\frac{3}{2}N - 2$ projectively distinct ergodic measures, for surfaces $S_{g,1}$ of genus g with one puncture and free fundamental group F_N of rank $N = 2g$. This amounts to the same bound as given in Remark 10.16 and as proposed above in Question 10.18. Indeed, Gabai's laminations are, in our terminology, used laminations of thin graph towers of tower dimension $d = 3N - 3$ (or smaller), with level transition maps that are homotopy equivalences. These graph towers, however, will not be stationary (as are those from Remark 10.16), or else the lamination couldn't be minimal: The corresponding unfolding path in Gabai's case must – just as the Teichmüller geodesics in [40] and [11] – vanish into the thin part of Outer space, while any stationary graph tower gives a periodic path which is hence contained in some thick part.

In the special case where the surface lamination is orientable, it can be alternatively described by an interval exchange transformation on d intervals. In this case an upper bound for the number of ergodic measures on a minimal lamination, together with a realization result, is given by the classical work of [38, 39, 56, 58]; this bound corresponds to Gabai's results mentioned before.

This also provides a positive answer to Question 10.18 (2) for this special case, since Gabai's laminations are (as are all surface laminations) dual to some $T \in \partial CV_N$. Note here that, due to the puncture in $S_{g,1}$, the F_N -action on T will not be free, but has cyclic point stabilizers. On the other hand, for most $[T] \in \partial CV_N$ the dual lamination $L(T)$ does not come from a surface lamination.

REFERENCES

- [1] P. Arnoux, V. Berthé, A. Hilion, and A. Siegel. Fractal representation of the attractive lamination of an automorphism of the free group. *Ann. Inst. Fourier (Grenoble)*, 56(7):2161–2212, 2006. Numération, pavages, substitutions.
- [2] N. Bédaride, A. Hilion, and M. Lustig. In preparation, see also section 7 of arxiv.1503.08000v2. *Arxiv*, 2019.
- [3] N. Bédaride, A. Hilion, and M. Lustig. Tower power for s -adics. *ArXiv: to appear*, 2019.
- [4] V. Berthé and V. Delecroix. Beyond substitutive dynamical systems: S -adic expansions. In *Numeration and substitution 2012*, RIMS Kôkyûroku Bessatsu, B46, pages 81–123. Res. Inst. Math. Sci. (RIMS), Kyoto, 2014.
- [5] M. Bestvina, M. Feighn, and M. Handel. The Tits alternative for $\text{Out}(F_n)$. I. Dynamics of exponentially-growing automorphisms. *Ann. of Math. (2)*, 151(2):517–623, 2000.
- [6] M. Bestvina and M. Handel. Train tracks and automorphisms of free groups. *Ann. of Math. (2)*, 135(1):1–51, 1992.
- [7] S. Bezuglyi, J. Kwiatkowski, and K. Medynets. Aperiodic substitution systems and their Bratteli diagrams. *Ergodic Theory Dynam. Systems*, 29(1):37–72, 2009.
- [8] S. Bezuglyi, J. Kwiatkowski, K. Medynets, and B. Solomyak. Invariant measures on stationary Bratteli diagrams. *Ergodic Theory Dynam. Systems*, 30(4):973–1007, 2010.
- [9] S. Bezuglyi, J. Kwiatkowski, K. Medynets, and B. Solomyak. Finite rank Bratteli diagrams: structure of invariant measures. *Trans. Amer. Math. Soc.*, 365(5):2637–2679, 2013.
- [10] M. R. Bridson and D. Groves. The quadratic isoperimetric inequality for mapping tori of free group automorphisms. *Mem. Amer. Math. Soc.*, 203(955):xii+152, 2010.
- [11] J. Brock, C. Leininger, B. Modami, and K. Rafi. Limit sets of weil-petersson geodesics with nonminimal ending laminations. *Arxiv:1711.01663*, 2017.
- [12] A. I. Bufetov and B. Solomyak. Limit theorems for self-similar tilings. *Comm. Math. Phys.*, 319(3):761–789, 2013.
- [13] A. J. Casson and S. A. Bleiler. *Automorphisms of surfaces after Nielsen and Thurston*, volume 9 of *London Mathematical Society Student Texts*. Cambridge University Press, Cambridge, 1988.
- [14] M. Clay and A. Pettet. Current twisting and nonsingular matrices. *Comment. Math. Helv.*, 87(2):385–407, 2012.
- [15] T. Coulbois and A. Hilion. Rips induction: index of the dual lamination of an \mathbb{R} -tree. *Groups Geom. Dyn.*, 8(1):97–134, 2014.

- [16] T. Coulbois and A. Hilion. Ergodic currents dual to a real tree. *Ergodic Theory Dynam. Systems*, 36(3):745–766, 2016.
- [17] T. Coulbois, A. Hilion, and M. Lustig. \mathbb{R} -trees and laminations for free groups. I. Algebraic laminations. *J. Lond. Math. Soc. (2)*, 78(3):723–736, 2008.
- [18] T. Coulbois, A. Hilion, and M. Lustig. \mathbb{R} -trees and laminations for free groups. II. The dual lamination of an \mathbb{R} -tree. *J. Lond. Math. Soc. (2)*, 78(3):737–754, 2008.
- [19] W. Dicks and E. Ventura. *The group fixed by a family of injective endomorphisms of a free group*, volume 195 of *Contemporary Mathematics*. American Mathematical Society, Providence, RI, 1996.
- [20] F. Durand. Combinatorics on Bratteli diagrams and dynamical systems. In *Combinatorics, automata and number theory*, volume 135 of *Encyclopedia Math. Appl.*, pages 324–372. Cambridge Univ. Press, Cambridge, 2010.
- [21] F. Durand and J. Leroy. The constant of recognizability is computable for primitive morphisms. *J. Integer Seq.*, 20(4):Art. 17.4.5, 15, 2017.
- [22] F. Durand, J. Leroy, and G. Richomme. Do the properties of an S -adic representation determine factor complexity? *J. Integer Seq.*, 16(2):Article 13.2.6, 30, 2013.
- [23] M. Feighn and M. Handel. Algorithmic constructions of relative train track maps and CTs. *Groups Geom. Dyn.*, 12(3):1159–1238, 2018.
- [24] S. Ferenczi. Rank and symbolic complexity. *Ergodic Theory Dynam. Systems*, 16(4):663–682, 1996.
- [25] S. Ferenczi, A. M. Fisher, and M. Talet. Minimality and unique ergodicity for adic transformations. *J. Anal. Math.*, 109:1–31, 2009.
- [26] S. Ferenczi, C. Mauduit, and A. Nogueira. Substitution dynamical systems: algebraic characterization of eigenvalues. *Ann. Sci. École Norm. Sup. (4)*, 29(4):519–533, 1996.
- [27] S. Ferenczi and T. Monteil. Infinite words with uniform frequencies, and invariant measures. In *Combinatorics, automata and number theory*, volume 135 of *Encyclopedia Math. Appl.*, pages 373–409. Cambridge Univ. Press, Cambridge, 2010.
- [28] D. Gabai. Almost filling laminations and the connectivity of ending lamination space. *Geom. Topol.*, 13(2):1017–1041, 2009.
- [29] D. Gabai. On the topology of ending lamination space. *Geom. Topol.*, 18(5):2683–2745, 2014.
- [30] D. Gaboriau, A. Jäger, G. Levitt, and M. Lustig. An index for counting fixed points of automorphisms of free groups. *Duke Math. J.*, 93(3):425–452, 1998.
- [31] V. Guirardel and C. Horbez. Algebraic laminations for free products and arational trees. *arXiv:1709.05664*, 2017.
- [32] I. Kapovich. The frequency space of a free group. *Internat. J. Algebra Comput.*, 15(5-6):939–969, 2005.
- [33] I. Kapovich. Currents on free groups. In *Topological and asymptotic aspects of group theory*, volume 394 of *Contemp. Math.*, pages 149–176. Amer. Math. Soc., Providence, RI, 2006.
- [34] I. Kapovich and M. Lustig. Domains of proper discontinuity on the boundary of outer space. *Illinois J. Math.*, 54(1):89–108, 2010.
- [35] I. Kapovich and M. Lustig. Intersection form, laminations and currents on free groups. *Geom. Funct. Anal.*, 19(5):1426–1467, 2010.
- [36] I. Kapovich and M. Lustig. Invariant laminations for irreducible automorphisms of free groups. *Q. J. Math.*, 65(4):1241–1275, 2014.
- [37] I. Kapovich and T. Nagnibeda. Geometric entropy of geodesic currents on free groups. In *Dynamical numbers—interplay between dynamical systems and number theory*, volume 532 of *Contemp. Math.*, pages 149–175. Amer. Math. Soc., Providence, RI, 2010.
- [38] A. B. Katok. Invariant measures of flows on orientable surfaces. *Dokl. Akad. Nauk SSSR*, 211:775–778, 1973.
- [39] M. Keane. Non-ergodic interval exchange transformations. *Israel J. Math.*, 26(2):188–196, 1977.
- [40] C. Leininger, A. Lenzen, and K. Rafi. Limit sets of Teichmüller geodesics with minimal non-uniquely ergodic vertical foliation. *J. Reine Angew. Math.*, 737:1–32, 2018.
- [41] M. Lustig. Automorphismen von freien gruppen. *Habilitationsschrift, Ruhr Universität, Bochum*, 1992.
- [42] M. Lustig. Structure and conjugacy for automorphisms of free groups 1. *Max Planck Institut für Mathematik. Preprint Series 2000, n 130.*, 2000.
- [43] M. Lustig. α -train-tracks. *Incunable*, 2017.
- [44] M. Lustig and C. Uyanik. North-south dynamics of hyperbolic free group automorphisms on the space of currents. *Arxiv:1509.05443*, 2015.
- [45] M. Lustig and C. Uyanik. Perron-Frobenius theory and frequency convergence for reducible substitutions. *Discrete Contin. Dyn. Syst.*, 37(1):355–385, 2017.
- [46] H. Namazi, A. Pettet, and P. Reynolds. Ergodic decompositions for folding and unfolding paths in outer space. *Arxiv:1410.8870*, 2014.
- [47] R. C. Penner and J. L. Harer. *Combinatorics of train tracks*, volume 125 of *Annals of Mathematics Studies*. Princeton University Press, Princeton, NJ, 1992.
- [48] N. J. Pullman. A geometric approach to the theory of nonnegative matrices. *Linear Algebra and Appl.*, 4:297–312, 1971.
- [49] H. Schneider. The influence of the marked reduced graph of a nonnegative matrix on the Jordan form and on related properties: a survey. In *Proceedings of the symposium on operator theory (Athens, 1985)*, volume 84, pages 161–189, 1986.
- [50] E. Seneta. *Nonnegative matrices and Markov chains*. Springer Series in Statistics. Springer-Verlag, New York, second edition, 1981.
- [51] J. R. Stallings. Topology of finite graphs. *Invent. Math.*, 71(3):551–565, 1983.
- [52] B. S. Tam and H. Schneider. On the core of a cone-preserving map. *Trans. Amer. Math. Soc.*, 343(2):479–524, 1994.

- [53] W. Thurston. Notes.
- [54] C. Uyanik. Dynamics of hyperbolic iwips. *Conform. Geom. Dyn.*, 18:192–216, 2014.
- [55] C. Uyanik. Hyperbolic extensions of free groups from atoroidal ping-pong. *Arxiv:1711.07923*, 2017.
- [56] W. A. Veech. Moduli spaces of quadratic differentials. *J. Analyse Math.*, 55:117–171, 1990.
- [57] P. Walters. *Ergodic theory—introductory lectures*. Lecture Notes in Mathematics, Vol. 458. Springer-Verlag, Berlin-New York, 1975.
- [58] J.-C. Yoccoz. Échanges d’intervalles et surfaces de translation. *Astérisque*, (326):Exp. No. 996, x, 387–409 (2010), 2009. Séminaire Bourbaki. Vol. 2007/2008.

11. APPENDIX

The three subsections of this appendix are independent from each other.

11.1. Bratteli-Vershik technology.

In this appendix we will give a brief account of an alternative technique to investigate subshifts on finite alphabets and their invariant measures, as well as a bit of systematic comparison (see Remark 11.2) between the results obtained via this alternative approach and the analogous results coming from our new tower technology. This alternative technique is based on Bratteli diagrams provided with a Vershik map. A systematic introduction to these objects and their application can be found for instance in [20]. Since none of us authors is an expert on Bratteli-Vershik methods, we limit ourselves here to a rough sketch of the aspects close to the results presented here.

A *Bratteli diagram* is defined by an infinite graph \mathcal{B} with edge set E and vertex set V , partitioned into finite “levels” E_n (for $n \geq 1$) and V_n (for $n \geq 0$). The level $V_0 = \{v_0\}$ is a singleton, and each E_n is a set of oriented edges joining vertices of V_{n-1} to vertices of V_n .

There is a natural *level matrix* M_n (denoted in [9] by F_{n-1}), with coefficients indexed by a vertex pair $(v, v') \in V_n \times V_{n-1}$ which counts the number of edges in E_n that connect v' to v . Denoting for any $v \in V_n$ by h_v the number of paths of length n from v_0 to v , one obtains immediately for the vectors $\vec{h}_n := (h_v)_{v \in V_n}$ the matrix equality

$$\vec{h}_{n+1} = M_{n+1} \vec{h}_n.$$

One denotes by $X_{\mathcal{B}}$ the set of infinite paths which start at v_0 and move monotonically up through the levels. Every finite initial subpath $\underline{e} := e_1 e_2 \dots e_r$ of some $x \in X_{\mathcal{B}}$ defines a *cylinder* $[\underline{e}]$ which consists of all $x' \in X_{\mathcal{B}}$ with \underline{e} as initial subpath. There is a natural topology on $X_{\mathcal{B}}$ generated by the cylinders as clopen sets.

Two paths in $X_{\mathcal{B}}$ are *tail-equivalent* if they agree up to some finite initial subpaths. We denote the tail equivalence class of any $x \in X_{\mathcal{B}}$ by $\langle x \rangle$.

The vertices of V_n partition naturally the set E_n into classes of edges that have the same terminal vertex. Each such *incoming edge class* is provided with a total order, and the collection of all these *local orders* defines canonically a lexicographical total order on any tail equivalence class of $X_{\mathcal{B}}$. The *Vershik map* $V_{\mathcal{B}} : X_{\mathcal{B}} \rightarrow X_{\mathcal{B}}$ is defined by sending every $x \in X_{\mathcal{B}}$ to its successor with respect to this total order.

It follows that every $V_{\mathcal{B}}$ -orbit is a tail-equivalence class, and conversely. This can be visualized as follows: The total order on the incoming edge classes gives (modulo a “left-right” convention) a canonical way to unfold a tail equivalence class $\langle x \rangle$ into an infinite but locally finite one-ended tree $T_{\langle x \rangle}$ embedded in a level-preserving way into the plane (see [25]). Any path $x' \in X_{\mathcal{B}}$ belongs to the tail equivalence class of x if and only if x' can be realized by a (unique) path in $T_{\langle x \rangle}$. The Vershik map on the tail equivalence class of x is visualized for any path realized in $T_{\langle x \rangle}$ by simply passing to the right (or “left”, according to the above taken convention) neighboring path in $T_{\langle x \rangle}$.

Remark 11.1. There is an obvious problem in the “careless” definition of $V_{\mathcal{B}}$ as presented above: there might be maximal (and minimal) elements in $X_{\mathcal{B}}$ with respect to the lexicographic order. There are several ways in the literature how to overcome this problem:

In the approach presented in [20] it is axiomatically postulated that there is precisely one such maximal and one such minimal element, and the latter is defined to be the $V_{\mathcal{B}}$ -image of the former. It is shown there that under suitable extra hypothesis (going by the name of “proper”) this approach works well, and in particular it leads to convincing results for simple stationary Bratteli diagrams (which correspond to primitive substitutions).

An alternative approach is pursued in [7, 8, 9], where for finite sets of minima and maxima the (countable) set of points in the $V_{\mathcal{B}}$ -orbits of the latter are excluded from $X_{\mathcal{B}}$, and measures on all of $X_{\mathcal{B}}$ are considered that are invariant under the restriction of $V_{\mathcal{B}}$ to the “non-exceptional” complement in $X_{\mathcal{B}}$ of this countable set.

Finally, a more general (and perhaps more natural, but less practical) way to deal with this problem is described in [25].

Bratteli-Vershik theory now proceeds by introducing a number of refinements through additional technical conditions, leading to a vast terminology like *simple diagrams*, *simple hat*, *finite rank*, *proper*, etc. We have

to leave it to the interested reader to pick this up through the papers which are cited in this appendix, or through the references given there.

The main point in our context, however, seems to be the following: From the definition of the Vershik map it follows directly that any two cylinders $[\underline{e}]$ and $[\underline{e}']$ as defined above are in the same $V_{\mathcal{B}}$ -orbit if the paths \underline{e} and \underline{e}' have the same terminal vertex. Hence any $V_{\mathcal{B}}$ -invariant measure μ on $X_{\mathcal{B}}$ must associate to any cylinder $[\underline{e}]$ a value $\mu([\underline{e}]) =: p(v)$ which only depends on the terminal vertex v of \underline{e} . Hence μ defines for any level n a vector $\vec{p}_n = (p(v))_{v \in V_n}$, and μ is determined by the family of the \vec{p}_n , for all $n \in \mathbb{N}$. The disjoint union property of cylinders, that arises from distinct prolongations of a path \underline{e} into the next level, gives directly the matrix equality

$$\vec{p}_n = {}^t M_{n+1} \vec{p}_{n+1}$$

where ${}^t M_{n+1}$ denotes the transpose of M_{n+1} . Conversely, this equality assures that the cylinder measures defined by the coordinates of the \vec{v}_n add up properly to define a measure on $X_{\mathcal{B}}$. The precise details and more elaborate arguments for these facts are given in Theorem 2.9 of [8] and its proof.

There is clearly a very strong formal resemblance between the family of vectors \vec{p}_n described above, and the vector towers \overleftarrow{v} on a graph tower as described in section 2.2. This similarity is further enhanced by the strong overlap of our results in the case of stationary graph towers and the main result of [8] for stationary Bratteli diagrams, see Remark 10.11.

It is hence natural to seek for a direct formal translation of one formalism into the other. This, however, seems to be by no means an easy matter; we'll give now an account of the situation as presently known, to the best of our understanding:

Remark 11.2. There is a natural translation of any level of a Bratteli diagram, provided with the local order at the incoming edge classes as described above, into a substitution: One defines $\mathcal{A}_n := V_n$ and $\mathcal{A}_{n+1} := V_{n+1}$, and obtains the substitution $\sigma_{n+1} : \mathcal{A}_{n+1}^* \rightarrow \mathcal{A}_n^*$ by defining, for any $v' \in V_{n+1}$, the image $\sigma_{n+1}(v') = v_1 \dots v_r$, where each v_i is the initial vertex of some edge terminating at v' , and the linear order of the v_i in the word $\sigma_{n+1}(v')$ reflects precisely the total order defined on the set of incoming edges at v' .

In this way one can “read off” from any ordered Bratteli diagram \mathcal{B} a directive sequence σ of substitutions σ_n (and conversely), with the natural hope that the associated subshift X_{σ} gives back the path space $X_{\mathcal{B}}$, where the shift operator ought to be conjugated to the Vershik map $V_{\mathcal{B}}$. That things are not quite as simple transpires already from considering the 1-letter substitution given by $a \mapsto aa$ and the stationary directive sequence built on it. The corresponding Bratteli diagram has at every level a single vertex and two edges, which gives an uncountable space $X_{\mathcal{B}}$, while X_{σ} consists only of the single element $\dots aaa \dots$.

As a consequence, there are a number of issues where the two technologies, for Bratteli-Vershik systems on one hand, and for graph towers on the other, diverge:

- (1) In their work [7, 8, 9] Bezuglyi, Kwiatkowski, Medynets and Solomyak consistently assume that the Vershik map has no periodic orbits. As a consequence, their main result for substitution subshifts (Theorem 2.9 of [8]) only holds for substitutions that don't have infinite periodic words $\dots www \dots$ in their associated subshifts. This excludes for instance the example from Remark 10.5 (2) below.

In comparison, for our “parallel” result, Theorem 10.8, no such restriction is needed.

- (2) While for the graph tower approach (modified appropriately as described in in section 3.3) *any* stationary graph tower defines a substitution, and conversely (see section 10.2), in the above mentioned work of Bezuglyi-Kwiatkowski-Medynets-Solomyak the situation is more complicated: Stationary Bratteli diagrams typically do define a substitution subshift, but alternatively (this seems to correspond to the case where $V_{\mathcal{B}}$ has periodic orbits) such a stationary system can also describe what is called an “odometer”.
- (3) In the graph tower approach the passage from stationary towers to substitutions and back is an honest 1-1 relation, see section 10.2. On the other hand, in [8], pp. 992-996, it has been made explicit that starting with a stationary Bratteli diagram, reading off a substitution, and then deriving from that again a stationary Bratteli diagram, does in general not yield the original diagram, but typically a much larger (still stationary) diagram, with Vershik map conjugated to the original Vershik map. Correspondingly (see Remark 10.11), the matrix for which one has to calculate the eigenvectors in order to determine the invariant measures on the substitution subshift (compare Corollary 5.6 of

[8] and Theorem 10.8) may in general be quite a bit larger than the original substitution incidence matrix.

- (4) The formula (3.1) in [8] has bit of a formal resemblance with our formula (9.9) which is used to calculate the measure of any given cylinder (see also §5 of [3] for an improvement in the stationary case). However, since most words in the subshift X_σ are not represented by cylinders of the above type [e] in the Bratteli diagram, a true analogue to (9.9) in the Bratteli-Vershik setting could be tricky.
- (5) The efforts to extend the Bratteli-Vershik technology from [8] beyond stationary systems (see [9]) seem to be restricted to finite rank systems (i.e. with uniform bound on the number of vertices at every level). For graph towers, however, the analogous case of towers with finite tower dimension (see subsection 10.1) certainly deserves special attention, but there is no reason whatsoever not to employ the very same techniques also to investigate measures on infinite dimensional graph towers.
- (6) In [7, 8, 9] the authors consider also measures that may take on an infinite value on some cylinders. Since in the context of currents in free groups (see section 10.3) such measures are not permitted, we have decided to keep things simple here and to refrain from such an extension into uncharted territory. In principle, however, there doesn't seem to be any obstruction against admitting in sections 6 - 9 also weight functions or vector functions which on some edges take on the value ∞ .

11.2. Convex cones in a vector space.

Let V denote a (possibly infinite dimensional) vector space over \mathbb{R} . For any subset $V_0 \subseteq V$ we define the *dimension* $\dim V_0$ to be the dimension of the subspace generated by V_0 .

Given a family F of vectors $\vec{v}_i \in V$, a vector $\vec{v} \in V$ is a *convex combination* from F if for any \vec{v}_i of some finite subfamily F_0 of F there exist $\lambda_i \geq 0$ such that:

$$\vec{v} = \sum_{\vec{v}_i \in F_0} \lambda_i \vec{v}_i$$

We denote by $\mathcal{C}(F) \subseteq V$ the *convex hull* of F , i.e. the set of all convex combinations from F . A subset $\mathcal{C} \subseteq V$ is called a *convex linear cone* if it is stable under taking convex combinations: For any two $\vec{v}_1, \vec{v}_2 \in \mathcal{C}$ and any two $\lambda_1, \lambda_2 \in \mathbb{R}_{\geq 0}$ one has $\lambda_1 \vec{v}_1 + \lambda_2 \vec{v}_2 \in \mathcal{C}$. In particular we always have $\vec{0} \in \mathcal{C}$ for any convex linear cone \mathcal{C} . By the *projectivization* $\mathbb{P}\mathcal{C}$ of any convex linear cone $\mathcal{C} \subseteq V$ we always mean the image of $\mathcal{C} \setminus \{\vec{0}\}$ in the projective space $\mathbb{P}V$.

A convex linear cone $\mathcal{C} \subseteq V$ is *closed* if it is a closed subset of V . We observe that for any subset $V_0 \subseteq V$ the convex hull $\mathcal{C}(V_0)$ is a convex linear cone in V (sometimes called *the cone spanned by V_0*). If V_0 is finite, then $\mathcal{C}(V_0)$ is closed.

A convex linear cone \mathcal{C} is called *salient* if the following equality is satisfied:

$$(11.1) \quad \mathcal{C} \cap -\mathcal{C} = \{\vec{0}\}$$

A point \vec{v} in a convex linear cone \mathcal{C} is called *extremal* if it is not a convex combination from $\mathcal{C} \setminus \{\lambda \vec{v} \mid \lambda \in \mathbb{R}_{\geq 0}\}$. Denoting by $\mathcal{C}_{ext} \subseteq \mathcal{C}$ the subset of extremal points of \mathcal{C} , the finite dimensional version of the theorem of Krein-Milman, applied to $\mathbb{P}\mathcal{C}$, gives:

Lemma 11.3. *Any finite dimensional salient closed convex linear cone $\mathcal{C} \neq \{\vec{0}\}$ is the convex hull of its extremal points: $\mathcal{C} = \mathcal{C}(\mathcal{C}_{ext})$* □

A finite dimensional salient closed convex linear cone $\mathcal{C} \subseteq V$ with up to scalar multiples only finitely many extremal points has as projectivization $\mathbb{P}\mathcal{C}$ a finite convex polyhedron. A special case is given if the extremal points of $\mathbb{P}\mathcal{C}$ are *projectively independent*, i.e. they are represented by a family of linearly independent vectors in \mathcal{C} . This is captured by the following:

Definition 11.4. A finite dimensional salient closed convex linear cone \mathcal{C} is *simplicial* if the projectivization $\mathbb{P}\mathcal{C} \subseteq \mathbb{P}V$ of $\mathcal{C} \setminus \{\vec{0}\}$ is a simplex (of dimension $\dim \mathcal{C} - 1$).

An important example of a salient closed convex linear cone is given by the set of invariant measures on any dynamical system, see [57], §6. In our context, this gives:

Remark 11.5. Let $L^\Sigma \subseteq \Sigma(\Gamma)$ be a symbolic lamination on a graph Γ . Then we have:

- (1) The set $\mathcal{M} := \mathcal{M}(L^\Sigma)$ of shift-invariant finite measures on L^Σ is a salient closed convex linear cone different from $\{\vec{0}\}$. Here one can take as ambient vector space the space $V = \mathbb{R}^{\mathcal{P}(\Gamma)}$, for $P(\Gamma)$ as in Definition 5.5 (1).
- (2) The set $\mathcal{M}_{ext} \subseteq \mathcal{M}$ of its extremal points consists precisely of the ergodic measures on L^Σ .
- (3) The set \mathcal{M}_{ext} maps under projectivization to a set $\mathbb{P}\mathcal{M}_{ext} \subseteq \mathbb{P}\mathcal{M}$ of points that are projectively independent. In particular, if \mathcal{M} is finite dimensional, then it is simplicial.
- (4) For arbitrary subshifts L^Σ the (possibly infinite dimensional) projectivization $\mathbb{P}\mathcal{M}(L^\Sigma)$ is compact, and hence (by Krein-Milman) it is the closure of the convex hull of its extremal points. Hence every measure $\mu_\Sigma \in \mathcal{M}$ is a (non-unique) infinite sum of ergodic measures. It turns out that the ergodic measures are dense in $\mathcal{M}(\Sigma(\Gamma))$.

We say that a map $f : \mathcal{C}_1 \rightarrow \mathcal{C}_2$ between convex linear cones \mathcal{C}_i is *linear* if it is induced by some linear map between ambient vector spaces for the \mathcal{C}_i . A bijective linear map between convex linear cones is called a *cone isomorphism*. Two convex linear cones \mathcal{C}_1 and \mathcal{C}_2 are *isomorphic* if there exists a cone isomorphism $f : \mathcal{C}_1 \rightarrow \mathcal{C}_2$. For finite dimensional convex linear cones \mathcal{C}_i this is equivalent to demanding that there exist surjective linear maps $f : \mathcal{C}_1 \rightarrow \mathcal{C}_2$ and $f' : \mathcal{C}_2 \rightarrow \mathcal{C}_1$. Isomorphic convex linear cones have in particular the same dimension, even if this is not true for their ambient vector spaces.

The following observation follows directly from Lemma 11.3:

Lemma 11.6. *Let \mathcal{C}_1 and \mathcal{C}_2 be two finite dimensional salient closed convex linear cones, and let $f : \mathcal{C}_1 \rightarrow \mathcal{C}_2$ be a linear map. If f is surjective, then any extremal point of \mathcal{C}_2 has an f -preimage point in \mathcal{C}_1 which is also extremal.* □

11.3. Eigenvectors of non-negative matrices.

Everything in this appendix is known (or even well-known) and can be found in the literature. We indicate some sources, but sparingly, as non-negative matrices occur too frequently in too many diverse parts of mathematics for us to be able to do justice to all parties involved. In fact, parallel developments have sometimes lead to conflicting terminologies; we chose here the one which is most convenient for the purposes of this article.

A non-negative $(d \times d)$ -matrix M is called *reducible* if there exist an M -invariant coordinate subspace $\mathbb{R}^k \subseteq \mathbb{R}^d$ with $1 \leq k \leq d - 1$. Here “coordinate subspace” means that \mathbb{R}^k is generated by a subset of the standard basis $\vec{e}_1, \dots, \vec{e}_d$ for \mathbb{R}^d .

It follows in particular that any $(d \times d)$ -zero-matrix $M = 0$ is reducible, as long as $d \geq 2$.

If M is not reducible it is called *irreducible*. This includes formally the special case where M is the (1×1) -zero matrix $[0]$. (Watch out: some authors like [50] exclude $[0]$ from what they call “irreducible”, while others like [52] don’t.)

If $M \neq [0]$ and furthermore any positive power M^t is irreducible, then the matrix M is called *primitive*. A primitive matrix M is characterized by the property that it possesses a power M^t with $t \geq 1$ which is *positive*, i.e. any of the coefficients of M^t satisfies $m_{i,j}^{(t)} > 0$, see [50].

Definition-Remark 11.7. It is well-known (and easy to prove) that for any non-negative $(d \times d)$ -matrix M_0 there is a conjugation with a permutation matrix such that the resulting matrix M is in *Frobenius form*: M admits a decomposition into matrix blocks, i.e. submatrices $M_{i,j}$, which have the following properties:

- (1) For every upper diagonal block (i.e. $i < j$) one has $M_{i,j} = 0$.
- (2) Every diagonal block $M_{i,i}$ is an irreducible (possibly (1×1) -zero) square matrix.

We denote by $B(M) = \{B_1, \dots, B_s\}$ the partition of the standard basis $\vec{e}_1, \dots, \vec{e}_d$ into *coordinate blocks* B_i , defined by the above block decomposition of M . It is easy to derive from the above conditions (1) and (2) that the partition $B(M)$ as well as the corresponding matrix block decomposition of M is uniquely determined by M_0 , up to a possible permutation of some coordinate blocks.

Since it is convenient, we will from now on tacitly assume that any non-negative square matrix has been conjugated with a permutation matrix so that it is in Frobenius form.

From the above definitions of “irreducible” and “primitive” it follows (see [50], Theorem 1.4) that any irreducible $M \neq [0]$ possesses a positive power M^t which is a block diagonal matrix with primitive diagonal

blocks. This block decomposition is stable with respect to passing to further positive powers of M^t . We obtain (compare [45]):

Definition-Remark 11.8. Let M be a non-negative $(d \times d)$ -matrix.

- (1) The matrix M is said to be *in primitive Frobenius form* if it is in Frobenius form, and if every diagonal block in the associated matrix block decomposition is primitive or (1×1) -zero.
- (2) Any non-negative M possesses a positive power M^t which is in primitive Frobenius form. The canonical block decomposition $B(M^t)$ is a refinement of $B(M)$. It is stable with respect to passage to further positive powers $(M^t)^{t'}$.

For any non-negative square matrix M we consider again the canonical decomposition $B(M)$ of $\{\vec{e}_1, \dots, \vec{e}_d\}$ into coordinate blocks B_i , and we set $B_j > B_i$ if $M_{i,j}$ is non-zero. We then denote by \geq the preorder among the B_i generated by the relation “ $>$ ”, and observe, since M is block lower triangular, that \geq is indeed a partial order.

We write $B_j > B_i$ if $B_j \geq B_i$ and $B_j \neq B_i$. This includes the possibility that $B_j > B_i$ holds, but not $B_j > B_i$. However, from the above set-up it is not hard to derive (see Lemma 4.6 of [45]²) the following analogue to the irreducible case:

Remark 11.9. If M is in primitive Frobenius form, then there is a bound $t_0 \geq 1$ such that for any integer $t \geq t_0$ the positive power M^t has the following property: For the canonical block decomposition $B(M) = B(M^t)$ any of the matrix blocks $M_{i,j}^{(t)}$ of M^t is either positive or zero, and the latter case occurs if and only if for any coordinate block B_k with

$$B_j \geq B_k \geq B_i$$

the corresponding diagonal matrix block satisfies $M_{k,k}^{(t)} = [0]$.

It is well-known that any non-negative irreducible $(d \times d)$ -matrix M (including possibly the (1×1) -zero matrix) possesses up to scalar multiples a unique non-negative eigenvector. This *Perron-Frobenius* eigenvector $\vec{v}_{PF}(M)$, assumed here to be normalized so that the sum of its coefficients is equal to 1, has *Perron-Frobenius* eigenvalue $\lambda_{PF}(M) \geq 0$, with $\lambda_{PF}(M) > 0$ if $M \neq [0]$. If M is actually primitive, then for any non-negative vector $\vec{v} \in \mathbb{R}_{\geq 0}^d$ the sequence of vectors $M^t \vec{v}$ converges projectively to $\vec{v}_{PF}(M)$.

If M is reducible, the situation is of course more complicated: We consider again the canonical coordinate block decomposition $B(M)$ and define $B_j \in B(M)$ to be a *distinguished* coordinate block if $\lambda_{PF}(M_{j,j}) > \lambda_{PF}(M_{i,i})$ holds whenever one has $B_j > B_i$. In this case the corresponding diagonal matrix block $M_{j,j}$ of M is also called *distinguished*.

Remark 11.10. We’d like to emphasize the danger for confusion which comes from the two “conflicting” partial orders that are defined on the diagonal blocks $M_{j,j}$ of a reducible matrix M through $\lambda_{PF}(M_{j,j}) \geq \lambda_{PF}(M_{i,i})$ on one hand, and through $B_j \geq B_i$ on the other. In particular, the “top” blocks in M are in general not automatically distinguished³!

The following is classic (essentially known already to Frobenius, see Theorem 2.1 of [52]).

Proposition 11.11. For any non-negative square matrix M in primitive Frobenius form and any distinguished block $B_j \in B(M)$ there exists a “principal” eigenvector \vec{v}_j of M which has the following properties:

- (1) \vec{v}_j is non-negative.
- (2) $\vec{v}_j|_{B_j} = \vec{v}_{PF}(M_{j,j})$, where by the vector $\vec{v}_j|_{B_j}$ we mean the “subvector” obtained from \vec{v}_j by only considering the coordinates of B_j .
- (3) For any block $B_i \in B(M)$ the similarly defined vector $\vec{v}_j|_{B_i}$ for B_i satisfies:
 - (a) $\vec{v}_j|_{B_i}$ is positive if $B_j > B_i$, and
 - (b) $\vec{v}_j|_{B_i} = \vec{0}$ otherwise.

² The “only if” part of Remark 11.9 has been slightly overstated in Lemma 4.6 of [45], but fortunately only the “if” part is ever used there.

³ Unless we have overlooked an extra hypothesis, the named confusion seems to have occurred in [8], p. 983 and Theorem 3.2 (a).

- (4) For any other eigenvector \vec{v} of M with the properties (1) and (3)(b), if $\vec{v}|_{B_j} \neq \vec{0}$, then \vec{v} is a scalar multiple of \vec{v}_j .

Furthermore, any non-negative eigenvector of M has eigenvalue $\lambda = \lambda_{PF}(M_{j,j})$ for some distinguished block B_j of M , and \vec{v} is a non-negative linear combination of the set of all principal eigenvectors \vec{v}_i of M with this eigenvalue λ .

Since any primitive integer square matrix with Perron-Frobenius eigenvalue > 1 , if it is invertible over \mathbb{Z} , requires a size of at least 2, one obtains as direct consequence:

Corollary 11.12. *If a non-negative matrix $M \in GL_d(\mathbb{Z})$ in primitive Frobenius form has no column of coefficient sum ≤ 1 , then the number of its principal eigenvectors is bounded above by $\frac{d}{2}$. \square*

If a non-negative matrix $M \neq [0]$ is irreducible but not primitive, then $B(M)$ consists of a single block, but for some $k \geq 2$ and any positive multiple t of k , the canonical block decomposition $B(M^t)$ for M^t has more than one block B_1, \dots, B_k , and M^t is a block diagonal matrix where any of the k diagonal blocks $M_{i,i}^{(t)}$ is primitive, and they are all conjugate to each other. In particular, the Perron-Frobenius eigenvector $\vec{v}_{PF}(M)$ of M is the barycentric linear combination of the principal eigenvectors \vec{v}_i of M^t .

The very same reasoning is true for any reducible M which is not in primitive Frobenius form. We consider some power M^t of M in primitive Frobenius form, and for any distinguished diagonal block $M_{j,j}$ of M we consider those diagonal blocks $M_{i,i}^{(t)}$ of M^t that derive from $M_{j,j}$ when the canonical block partition $B(M)$ is refined to $B(M^t)$. If $M_{j,j} \neq [0]$ is irreducible but not primitive, then there is a non-negative eigenvector \vec{v}_j of M associated to $M_{j,j}$, which satisfies $\vec{v}_j|_{B_j} = \vec{v}_{PF}(M_{j,j})$, and just as in the previous paragraph, the vector \vec{v}_j is the barycentric linear combination of the principal eigenvectors \vec{v}_i of M^t associated to the $M_{i,i}^{(t)}$ (which are themselves distinguished diagonal blocks of M^t).

Definition-Remark 11.13. For any reducible matrix M which is not in primitive Frobenius form we call any eigenvector \vec{v}_j as above a *barycentric principal eigenvector* of M , since we want to reserve the terminology “principal eigenvector” for the primitive Frobenius case:

Indeed, by a *principal eigenvector* \vec{v} of M we will denote a principal eigenvector of some power M^t (with $t \geq 1$) of M which is in primitive Frobenius form. It follows from this convention and the above facts that this definition is independent of t , that there are only finitely many such \vec{v} , and that the principal eigenvectors for M agree with those for any positive power of M . (Watch out: A “principal eigenvector” of M may thus actually not be an eigenvector of M but only of some positive power of M !)

Remark 11.14. It follows that Proposition 11.11 is verbatim true if one omits the hypothesis “in primitive Frobenius form” and simultaneously replaces “principal eigenvectors” by “barycentric principal eigenvectors”.

To terminate this appendix, we want to consider the *non-negative limit cone* (also called the *core*) of any non-negative ($d \times d$)-matrix M . By this we mean the infinite intersection $\mathcal{C}_\infty(M)$ of the nested sequence of iterated M -image cones $\mathcal{C}_t(M) := M^t(\mathbb{R}_{\geq 0}^d)$ for all $t \in \mathbb{N}$.

Contrary to the above pointed out similarity between the primitive and the irreducible case regarding the statement of Proposition 11.11, in order to determine the limit cone $\mathcal{C}_\infty(M)$ it is unavoidable to first pass to some positive power M^t of M in primitive Frobenius form. Indeed, simultaneously omitting in Proposition 11.15 below the hypothesis “in primitive Frobenius form” and replacing “principal eigenvectors” by “barycentric principal eigenvectors”, as done above in Remark 11.14, would lead to a distinctly incorrect statement (as can be seen already in the irreducible non-primitive case).

The following result from (applied) linear algebra goes way back; Pullman [48] considered already some special cases, and a proof scheme is given in [49]. A complete proof in a slightly more general context can be found in [52], which can also serve as standard reference and introduction/survey to this area. An elementary (but elaborate) proof of a slightly stronger result has recently been provided in [45].

Proposition 11.15. *Let M be a non-negative ($d \times d$)-matrix, let M' be any positive power of M which is in primitive Frobenius form, and let $V = \{\vec{v}_1, \dots, \vec{v}_s\}$ the set of principal eigenvectors of M' with non-zero eigenvalue.*

Then the limit cone

$$\mathcal{C}_\infty(M) = \bigcap_{t \in \mathbb{N}} M^t(\mathbb{R}_{\geq 0}^d)$$

is equal to the cone spanned by the set V :

$$\mathcal{C}_\infty(M) = \left\{ \sum_{i=1, \dots, s} c_i \vec{v}_i \mid c_i \geq 0 \text{ for all } i = 1, \dots, s \right\}$$

In particular, $\mathcal{C}_\infty(M)$ is a simplicial cone with extremal rays given precisely by V .

It remains to clarify some discrepancies in the terminology used in disparate areas of the literature:

Remark 11.16. (1) In applied linear algebra, in particular in the papers by H. Schneider and his students or collaborators, the terminology *distinguished eigenvector* is used for any eigenvector which is a non-negative linear combination of “our” principal eigenvectors. As a consequence, every non-negative eigenvector of a non-negative square matrix M for them is distinguished.

(2) In dynamics, however, the term *distinguished eigenvector* seems to be reserved for scalar multiples of our principal eigenvectors of M , if M is in primitive Frobenius form, or of the barycentric principal eigenvector of M in the general case.

Aix Marseille Univ, CNRS, Centrale Marseille, I2M, Marseille, France.

E-mail address: Nicolas.Bedaride@univ-amu.fr

E-mail address: Arnaud.Hilion@univ-amu.fr

E-mail address: Martin.Lustig@univ-amu.fr