

Top quark Chromoelectric and Chromomagnetic Dipole Moments in a Two Higgs Doublet Model with CP violation.

R. Gaitán,^{*} E. A. Garcés,[†] and J.H. Montes de Oca[‡]

Departamento de Física, FES-Cuautitlán, UNAM, C.P. 54770, Estado de México, México

R. Martínez[§]

Departamento de Física, Universidad Nacional de Colombia, Bogotá D.C., Colombia

In this work we study the anomalous top quark-gluon couplings Chromoelectric Dipole Moment (CEDM) and Chromomagnetic Dipole Moment (CMDM) in a general THDM with CP violation. We find that this model provides an important contribution from the Y_{tt} Yukawa coupling that needs to be taken into account. The prediction for CMDM and CEDM obtained are $-0.03 < \Delta\tilde{k}_t < -0.005$ and $|\Delta\tilde{d}_t| < 0.005$, respectively.

PACS numbers: 14.65.Ha, 13.40.Em, 14.80.Fd, 12.60.Fr,

I. INTRODUCTION

The recent discovery of a Higgs Boson with a mass of 125 GeV in the Large Hadron Collider (LHC) [1, 2] has confirmed that the Standard Model (SM) is the theory that correctly describes electroweak interactions. However, in the context of the SM there are many unsolved problems, among them one can mention: (a) the fermion mass hierarchy, where the top quark is much heavier than other fermions, being the heaviest particle with a mass around the symmetry breaking scale, (b) CP symmetry breaking in the CKM matrix cannot explain the matter antimatter problem and the fermionic electric moments. These issues make very important the study of new sources of CP violation beyond the SM.

On the other hand, top quark physics is a relevant scenario for the study of physics beyond the SM [3]. In the next LHC run, at $\sqrt{s} = 14$ TeV, millions of top pairs will be produced, giving a great opportunity for the study of top quark properties, including its couplings to the gauge fields and providing an excellent scenario for new physics searches.

In the SM, top quark magnetic and chromomagnetic dipole moments (MDM and CMDM) are induced at one loop level; on the other hand, top quark anomalous electric and chromoelectric dipole moments (EDM and CEDM) appear only at 3 loop level, arising from the complex phase in the CKM matrix. These couplings are important in the study of new physics; in order to generate them, extended models with new sources of CP violation are required. These anomalous couplings sensitively affect top pair production in pp collisions. Indirect bounds to the top quark MDM have been found from the bottom quark radiative decay $b \rightarrow s\gamma$ [4, 5], and also semileptonic B meson decays ($B \rightarrow Kl^+l^-$) have been used to improve indirect bounds to MDM and EDM [6].

Since anomalous top quark couplings (ttg) affect the top production, they have been widely studied at hadron colliders. Anomalous couplings have been studied in top pair production [7–14], top pair plus jets [15], direct photon production [17] and single top production [16]. Also, spin correlations in top pair production have been used in the study of CMDM [18]. Constraints to CMDM and CEDM from Higgs boson production at the LHC have also been reported [19].

Anomalous moments have been calculated in different new physics scenarios as in the case of MSSM [20], THDM [21], Little Higgs model [22] and Unparticles [23]. CMDM and CEDM are defined through the effective Lagrangian

$$\mathcal{L} = \bar{u}(t) \frac{-g_s}{2m_t} \sigma_{\mu\nu} G^{\mu\nu a} T^a \left(\Delta\tilde{k} + i\gamma_5 \Delta\tilde{d} \right) u(t), \quad (1)$$

where $\Delta\tilde{k}$ and $\Delta\tilde{d}$ represent the CMDM and CEDM respectively, $G^{\mu\nu a}$ is the gluon field strength, and T^a are the QCD fundamental generators of $SU(3)_c$.

^{*}Electronic address: rgaitan@unam.mx

[†]Electronic address: egarcés@fis.cinvestav.mx

[‡]Electronic address: josehalim@gmail.com

[§]Electronic address: remartinezm@unal.edu.co

In a recent study by the CMS collaboration spin correlation in $t\bar{t}$ cross section is used to obtain a new bound to CMDM; the bound found is $\text{Re}(\Delta\tilde{\kappa}) = 0.037 \pm 0.041$, at 95%CL, or equivalently $-0.045 < \text{Re}(\Delta\tilde{\kappa}) < 0.119$ [24]. The given bound is obtained in the dilepton channel in pp collisions at $\sqrt{s} = 7$ TeV with an integrated luminosity of 5 fb^{-1} and is compared with the SM theoretical prediction, including a new physics contribution. Bounds to the top quark CMDM and CEDM are found from combined results from Tevatron and LHC(Atlas) using high values of the $m_{t\bar{t}}$ cross section, the bounds reported are $|\Delta\tilde{\kappa}| < 0.05$ and $\Delta\tilde{d} < 0.16$ at 95%C.L. [6]. It is estimated that in order to find a 5σ upper bound of $\Delta\tilde{d} < 0.05$ it is required an integrated luminosity of 10 fb^{-1} at $\sqrt{s} = 13$ TeV at LHC [8].

From CLEO data in the radiative decay $b \rightarrow s\gamma$ a strong constraint of $-0.03 < |\Delta\tilde{\kappa}| < 0.01$ is obtained [21]. The SM prediction to the CMDM is $\Delta\tilde{\kappa} \sim 5.6 \times 10^{-2}$ [25]. The top quark CEDM and CMDM induce new contributions to the lightest quarks through the renormalisation group equations (RGE), therefore, the neutron dipole moment gives an indirect bound to CEDM $|\Delta\tilde{d}| < 1.9 \times 10^{-3}$ [6].

In the present work we want to study the THDM Type-III contribution, without imposing a Z_2 discrete symmetry, in the quark top CMDM and CEDM. This kind of model explicitly violates the CP symmetry in the scalar potential, which generates the top quark CMDM at one loop level. Explicit CP violation generates mixing among the neutral CP-odd and CP-even scalar fields. This mixing is very suppressed by the recent data obtained for $R_{\gamma\gamma}$ in LHC, for the Higgs physics [26]. Using the allowed region $\alpha_1 - \alpha_2$ from the neutral scalar sector we find the allowed values for the top quark CDMD and CEDM.

II. TWO HIGGS DOUBLET MODEL WITH CP VIOLATION

The simplest extension of the SM, with one extra scalar doublet is called the two Higgs doublet model (THDM); the model contains two doublet fields, Φ_1 and Φ_2 ; this kind of model has the advantage of being capable to describe the phenomenon of CP violation [28]. When a discrete symmetry is imposed there are two kind of models, in the so called Type-I one doublet gives mass to all quarks and in the Type-II model one doublet gives mass to the up quarks while the other one gives mass to the down quarks. In a theory without the restriction of a discrete symmetry, also called THDM Type III, the two doublets simultaneously give mass to the up and down quarks, and the mass matrix depends on the Yukawa couplings which cannot be simultaneously diagonalized, allowing the presence of flavour changing at tree level [29].

If we consider a general THDM the scalar potential can be written as

$$\begin{aligned} V = & -\mu_1^2\Phi_1^\dagger\Phi_1 - \mu_2^2\Phi_2^\dagger\Phi_2 - [\mu_{12}^2\Phi_1^\dagger\Phi_2 + h.c.] \\ & + \frac{1}{2}\lambda_1(\Phi_1^\dagger\Phi_1)^2 + \frac{1}{2}\lambda_2(\Phi_2^\dagger\Phi_2)^2 + \lambda_3(\Phi_1^\dagger\Phi_1)(\Phi_2^\dagger\Phi_2) + \lambda_4(\Phi_1^\dagger\Phi_2)(\Phi_2^\dagger\Phi_1) \\ & + \left[\frac{1}{2}\lambda_5(\Phi_1^\dagger\Phi_2)^2 + \lambda_6(\Phi_1^\dagger\Phi_1)(\Phi_1^\dagger\Phi_2) + \lambda_7(\Phi_2^\dagger\Phi_2)(\Phi_1^\dagger\Phi_2) + h.c. \right], \end{aligned} \quad (2)$$

where $\mu_1^2, \mu_2^2, \lambda_1, \lambda_2, \lambda_3$ and λ_4 are real parameters and the parameters $\mu_{12}^2, \lambda_5, \lambda_6$, and λ_7 can have complex values allowing the explicit CP violation in the potential. The neutral components in the fields are defined as $\frac{1}{\sqrt{2}}(v_a + \eta_a + i\chi_a)$, where $a = 1, 2$. The vacuum expectation values (VEV) can be taken real because complex phases can be reabsorbed in the complex parameters in the scalar potential. The VEV take the values

$$\langle\Phi_1\rangle = \frac{1}{\sqrt{2}} \begin{pmatrix} 0 \\ v_1 \end{pmatrix}, \quad (3)$$

$$\langle\Phi_2\rangle = \frac{1}{\sqrt{2}} \begin{pmatrix} 0 \\ v_2 \end{pmatrix}. \quad (4)$$

Due to the explicit CP symmetry breaking, there will be mixing among the CP-odd and CP-even scalar sectors. Defining $\tan\beta = \frac{v_1}{v_2}$, we take the scalar field ($\eta_3 = -\chi_1 s_\beta + \chi_2 c_\beta$) orthogonal to the Would-be Goldstone component corresponding to the Z gauge boson. After symmetry breaking, the mass eigenstates of the neutral Higgs bosons are related to the η_j states as

$$h_i = \sum_{j=1}^3 R_{ij}\eta_j, \quad (5)$$

where $i = 1, 2, 3$ and the R matrix is given by [29]:

$$R = \begin{pmatrix} c_1 c_2 & s_1 c_2 & s_2 \\ -(c_1 s_2 s_3 + s_1 c_3) & c_1 c_3 - s_1 s_2 s_3 & c_2 s_3 \\ -c_1 s_2 c_3 + s_1 s_3 & -(c_1 s_3 + s_1 s_2 c_3) & c_2 c_3 \end{pmatrix}, \quad (6)$$

where the abbreviations $c_i = \cos \alpha_i$ and $s_i = \sin \alpha_i$, with $i = 1, 2, 3$ are used. h_i eigenstates do not have a well defined CP state. For convenience, we choose the neutral Higgs bosons h_i to satisfy the mass hierarchy $m_{h_1} \leq m_{h_2} \leq m_{h_3}$. In the limit case when $s_2 = s_3 = 0$ we recover the THDM without CP violation.

The Yukawa Lagrangian for the quark sector has the general form

$$-\mathcal{L}_{Yukawa} = \sum_{i,j=1}^3 \sum_{a=1}^2 \left(\bar{q}_{Li}^0 Y_{aij}^{0u} \tilde{\Phi}_a u_{Rj}^0 + \bar{q}_{Li}^0 Y_{aij}^{0d} \Phi_a d_{Rj}^0 + h.c. \right). \quad (7)$$

In the above equation, $Y_a^{u,d,l}$ are the 3×3 Yukawa matrices. q_L denotes the left handed quark doublets and u_R, d_R , represent the right handed quark singlets under $SU(2)_L$. After spontaneous symmetry breaking (SSB), the mass matrix can be written as

$$M^{u,d} = \sum_{a=1}^2 \frac{v_a}{\sqrt{2}} Y_a^{u,d}, \quad (8)$$

where $Y_a^f = V_L^f Y_a^{0f} (V_R^f)^\dagger$, for $f = u, d$, and $V_{L,R}^f$ are the rotation matrices that diagonalize the mass matrix. The Yukawa matrix Y_2^u as a function of M^u and Y_1^a gives THDM-II Lagrangian, with tree level flavor changing. For the up sector the Yukawa Lagrangian can be written as

$$\begin{aligned} -\mathcal{L}_Y &= \frac{1}{v \sin \beta} \sum_{ijk} \bar{u}_i M_{ij}^u (A_k^u P_L + A_k^{*u} P_R) u_j h_k \\ &+ \frac{1}{\sin \beta} \sum_{ijk} \bar{u}_i Y_{ij}^u (B_k^u P_L + B_k^{*u} P_R) u_j h_k, \end{aligned} \quad (9)$$

where

$$\begin{aligned} A_k^u &= R_{k2} - i R_{k3} \cos \beta, \\ B_k^u &= R_{k1} \sin \beta - R_{k2} \cos \beta + i R_{k3}. \end{aligned} \quad (10)$$

The Y_{ij} also gives a contribution to the anomalous couplings CEDM and CMDM which is of the same order of the one in the THDM-II coming from $(\bar{u}_i M_{ij}^u (A_k^u P_L + A_k^{*u} P_R) u_j h_k)$. If we assume the Cheng-Sher parametrization [30], where $(Y_{tt} \simeq m_t/v)$, both contributions must be taken into account in order to compute $\Delta \tilde{\kappa}$ and $\Delta \tilde{d}$.

III. CMDM AND CEDM IN THE GENERAL THDM

The anomalous couplings contributions for the CMDM $\Delta \tilde{\kappa}$ and for the CEDM delta $\Delta \tilde{d}$, arising from the diagram in Fig.(1) are given by the following expressions

$$\begin{aligned} \Delta \tilde{\kappa} &= \frac{G_F m_t^2}{2\sqrt{2}\pi^2 \sin^2 \beta} \sum_{i=1}^3 \int_0^1 dx \int_0^{1-x} dy \frac{1}{(x+y)^2 - (x+y-1)\hat{m}_{h_i}^2} \times \\ &[\cos \beta R_{i3} R_{i2}], \end{aligned} \quad (11)$$

$$\begin{aligned} \Delta \tilde{d} &= -\frac{G_F m_t^2}{\sqrt{2}\pi^2 \sin^2 \beta} \sum_{i=1}^3 \int_0^1 dx \int_0^{1-x} dy \frac{(x+y)(x+y-1)}{(x+y)^2 - (x+y-1)\hat{m}_{h_i}^2} \times \\ &[\cos \beta R_{i3} R_{i2}], \end{aligned} \quad (12)$$

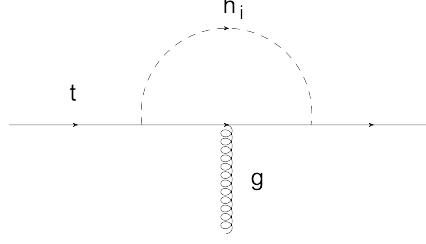


FIG. 1: Feynman Diagram for the anomalous quark-gluon couplings in the general THDM.

where m_1 , m_2 , and m_3 are the masses of the h_1 , h_2 , and h_3 , respectively. In this calculations we have used the method presented in [5, 21, 23].

The contribution from the Y_{ij} is

$$\Delta\tilde{\kappa}_{tt} = \frac{G_F m_t^2}{2\sqrt{2}\pi^2 \sin^2 \beta} \sum_{i=1}^3 \int_0^1 dx \int_0^{1-x} dy \frac{1}{(x+y)^2 - (x+y-1)\hat{m}_{h_i}^2} \times \left[(x+y)(x+y-1) \left((R_{i1} \sin \beta - R_{i2} \cos \beta)^2 - R_{i3}^2 \right) - (x+y) \left[(R_{i1} \sin \beta - R_{i2} \cos \beta)^2 + R_{i3}^2 \right] \right], \quad (13)$$

and for the CEDM we have

$$\Delta\tilde{d}_{tt} = -\frac{G_F m_t^2}{\sqrt{2}\pi^2 \sin^2 \beta} \sum_{i=1}^3 \int_0^1 dx \int_0^{1-x} dy \frac{(x+y)(x+y-1)}{(x+y)^2 - (x+y-1)\hat{m}_{h_i}^2} \times (R_{i1} \sin \beta - R_{i2} \cos \beta) R_{i3}. \quad (14)$$

The contributions for CMDM and CEDM from the coupling proportional to M^u in one vertex and Y^u in the other vertex are given by

$$\Delta\tilde{\kappa}_{int} = \frac{G_F m_t^2}{2\sqrt{2}\pi^2 \sin^2 \beta} \sum_{i=1}^3 \int_0^1 dx \int_0^{1-x} dy \frac{1}{(x+y)^2 - (x+y-1)\hat{m}_{h_i}^2} \times \left[(x+y)(x+y-1) \left((R_{i1} \sin \beta - R_{i2} \cos \beta) R_{i2} + R_{i3}^2 \cos \beta \right) - (x+y) \left((R_{i1} \sin \beta - R_{i2} \cos \beta) R_{i2} - R_{i3}^2 \cos \beta \right) \right], \quad (15)$$

and

$$\Delta\tilde{d}_{int} = -\frac{G_F m_t^2}{\sqrt{2}\pi^2 \sin^2 \beta} \sum_{i=1}^3 \int_0^1 dx \int_0^{1-x} dy \frac{(x+y)(x+y-1)}{(x+y)^2 - (x+y-1)\hat{m}_{h_i}^2} \times \left[(x+y)(x+y-1) (R_{i2} R_{i3} - (R_{i1} \sin \beta - R_{i2} \cos \beta) R_{i3} \cos \beta) - (x+y) (R_{i2} R_{i3} + (R_{i1} \sin \beta - R_{i2} \cos \beta) R_{i3} \cos \beta) \right]. \quad (16)$$

We are using the Cheng-Sher parametrization of $Y_{tt} = m_t/v$ in Eqs. (11) - (16). We denote three contributions as $\Delta\tilde{\kappa}_t = \Delta\tilde{\kappa} + \Delta\tilde{\kappa}_{tt} + \Delta\tilde{\kappa}_{int}$ and $\Delta\tilde{d}_t = \Delta\tilde{d} + \Delta\tilde{d}_{tt} + \Delta\tilde{d}_{int}$. The charged Higgs contribution to $\Delta\tilde{\kappa}$ and $\Delta\tilde{d}$ can be

neglected because in the loop circulates a bottom quark and it is suppressed compared to the loop contribution in the neutral scalar sector where a top quark is the circulating particle. For the second and third terms in the sum of Eqs. (11) - (16) we considered $m_{h_2} = m_{h_3} = m_{H^+}$. In this partially degenerate case there is CP violation for $\alpha_2 \neq 0$ [31].

We will study nine regions in the α_1 - α_2 parameter space, this approximate regions are described in Table I and are those already under consideration by the authors in previous work [32]. The allowed regions $R_{1..9}$ in the $\alpha_1 - \alpha_2$ plane, are defined from experimental bounds in $R_{\gamma\gamma}$ [27], where $R_{\gamma\gamma}$ is given by

$$R_{\gamma\gamma} = \frac{\sigma(gg \rightarrow h_1)Br(h_1 \rightarrow \gamma\gamma)}{\sigma(gg \rightarrow h_{SM})Br(h_{SM} \rightarrow \gamma\gamma)}. \quad (17)$$

Because the charged Higgs contributes to the loop in $h_1 \rightarrow \gamma\gamma$, the chosen values of M_{H^\pm} and $\tan\beta$ affect the allowed region in $\alpha_1 - \alpha_2$. The process ($B \rightarrow X_s\gamma$) contains an important contribution from the charged Higgs, this process strongly restricts M_{H^\pm} vs. $\tan\beta$ [26]. For small values of $\tan\beta$ the bound to the charged Higgs mass is of around 300 GeV [33]. A global analysis of B decays restricts $M_{H^\pm} < 400$ GeV and $\tan\beta < 10$ [34-36].

In Table I are shown the R_i regions for the given values of M_{H^+} and $\tan\beta$. In each region we set the masses of the neutral Higgses m_{h_2} and m_{h_3} equal to the mass of the charged Higgs $m_{h_2} = m_{h_3} = M_{H^+}$.

Using ($0.5 \leq R_{\gamma\gamma} \leq 2.0$), $M_{H^\pm} = 300$ GeV and $\tan\beta = 1.0$, the allowed regions in the $\alpha_1 - \alpha_2$ plane are R_1 and R_2 . For the same values in the other parameters and setting the charged Higgs mass to $M_{H^\pm} = 500$ GeV region R_3 is obtained. Combining ($1 \leq R_{\gamma\gamma} \leq 2.0$) with $M_{H^\pm} = 350$ GeV and $\tan\beta = 1.5$ the allowed region for $\alpha_1 - \alpha_2$ give R_4 and R_5 . When $\tan\beta = 2$ and for the same values to the other parameters as in $R_{4,5}$ we get $R_{6,7}$. Finally if $\tan\beta = 2.5$ the allowed regions are $R_{8,9}$.

In Table II we present the limits obtained for $\Delta\tilde{\kappa}_t$ and $\Delta\tilde{d}_t$ (or $\Delta\tilde{\kappa}$ and $\Delta\tilde{d}$) in a general THDM. In order to illustrate the limits reported in Table II we show in Figs. (2), (3) and (4) the limits obtained for the anomalous moments, with values of the alpha parameters allowed for each region. In order to estimate the contribution of each term we separately analyze different cases. In the Fig. (2) only the contribution from Eqs. (11) and (12) is considered, meanwhile in Fig. (3) the contribution from Y^u , Eqs. (13) and (14), to previous values shown in Fig. (2) is added. All the contributions, including the interference terms (15) and (16), are considered in Fig. (4).

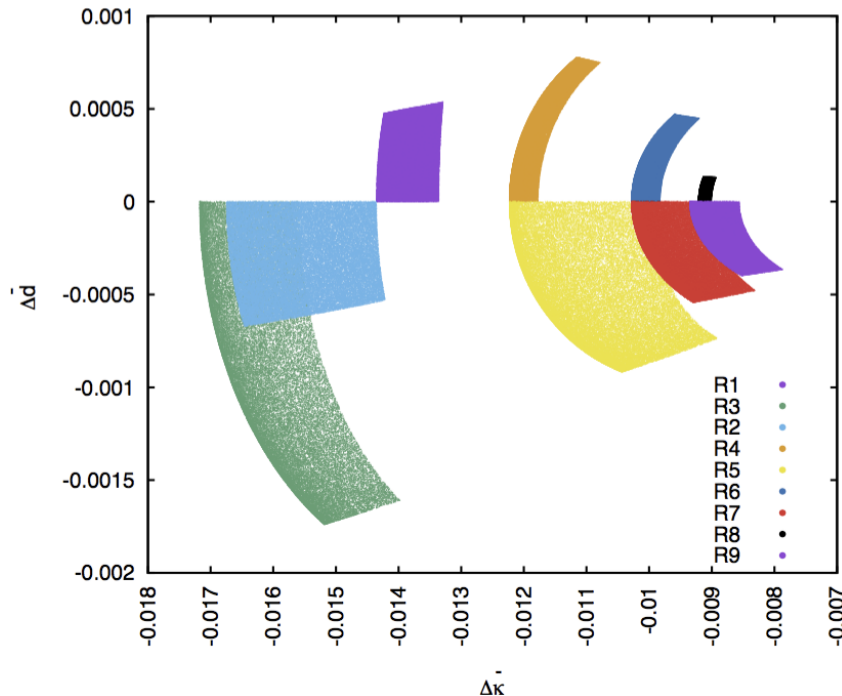


FIG. 2: Scatter plot in the $\Delta\tilde{\kappa}$ and $\Delta\tilde{d}$ plane with random values of the angles α_1, α_2 in the range allowed for each region and $\alpha_3 = 0$, $\tan\beta$ and M_{H^+} are as defined in Table (I) in every region.

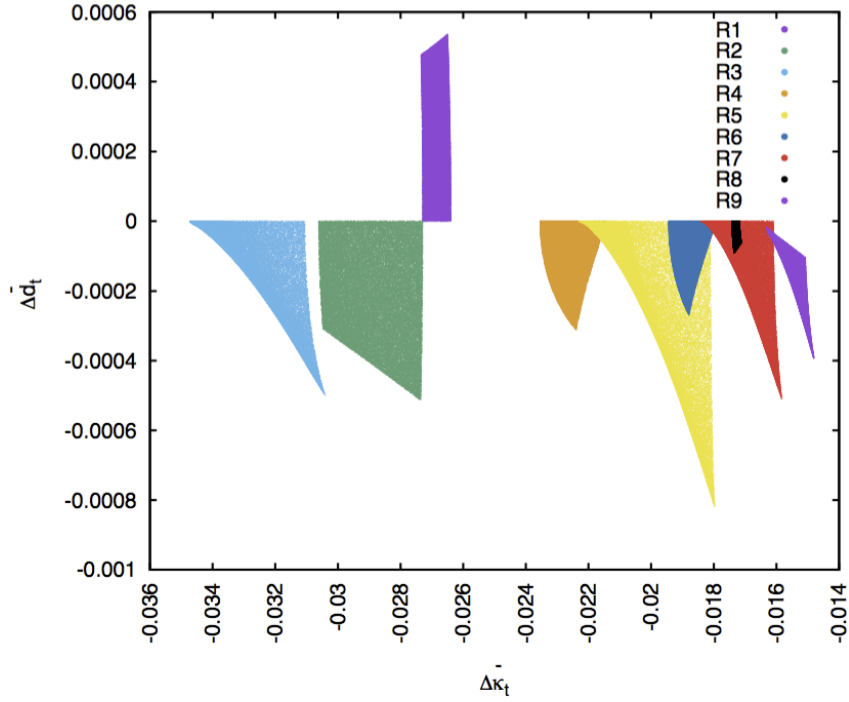


FIG. 3: Scatter plot in the $\Delta\tilde{\kappa}_t$ and $\Delta\tilde{d}_t$ plane with random values of the angles α_1, α_2 in the range allowed for each region and $\alpha_3 = 0.$, $\tan\beta$ and M_{H^+} are as defined in Table (I) in every region. In this case we plot $\Delta\tilde{d}_t$ and $\Delta\tilde{\kappa}_t$ including the Y_{tt} contribution.

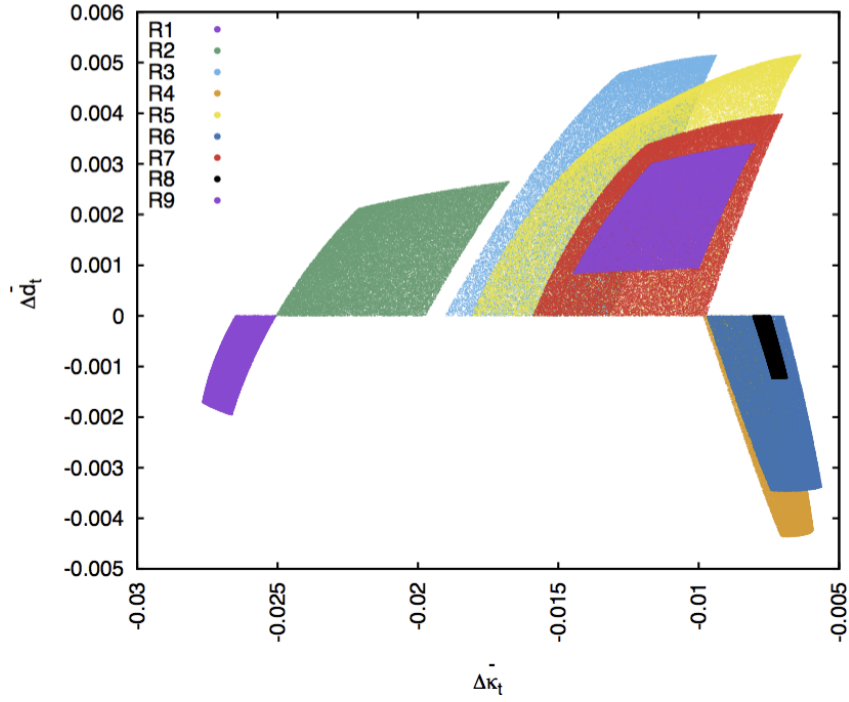


FIG. 4: Scatter plot in the $\Delta\tilde{\kappa}_t$ and $\Delta\tilde{d}_t$ plane with random values of the angles α_1, α_2 in the range allowed for each region and $\alpha_3 = 0.$, $\tan\beta$ and M_{H^+} are as defined in Table (I) in every region. In this case we plot $\Delta\tilde{d}_t$ and $\Delta\tilde{\kappa}_t$ including the Y_{tt} contribution and also the interference contribution.

TABLE I: M_{H^+} and $\tan \beta$ in each region.

	α_1	α_2	M_{H^+} (GeV)	$\tan \beta$
R_1	$0.67 \leq \alpha_1 \leq 0.8$	$0 \leq \alpha_2 \leq 0.23$	300	1
R_2	$0.8 \leq \alpha_1 \leq 1.14$	$-0.25 \leq \alpha_2 \leq 0.$	300	1
R_3	$1.18 \leq \alpha_1 \leq 1.55$	$-0.51 \leq \alpha_2 \leq 0$	500	1
R_4	$-1.57 \leq \alpha_1 \leq -1.3$	$-0.46 \leq \alpha_2 \leq 0.$	350	1.5
R_5	$0.93 \leq \alpha_1 \leq 1.57$	$-0.61 \leq \alpha_2 \leq 0.$	350	1.5
R_6	$-1.57 \leq \alpha_1 \leq -1.28$	$-0.38 \leq \alpha_2 \leq 0.$	350	2
R_7	$1.08 \leq \alpha_1 \leq 1.57$	$-0.46 \leq \alpha_2 \leq 0.$	350	2
R_8	$-1.39 \leq \alpha_1 \leq -1.3$	$-0.13 \leq \alpha_2 \leq 0.$	350	2.5
R_9	$1.16 \leq \alpha_1 \leq 1.5$	$-0.43 \leq \alpha_2 \leq -0.1$	350	2.5

TABLE II: Range of values taken by the anomalous CMDM and CEDM. The first row shows only the contributions of $\Delta\tilde{\kappa}$ and $\Delta\tilde{d}$ according to Fig. (2). The regions in Fig. (3), which correspond to the addition of the Y^u contribution are shown in second row. The last row shows the regions for the three contributions based in Fig. (4).

R	CMDM	CEDM
R_1	$-1.42 \times 10^{-2} \leq \Delta\tilde{\kappa} \leq -1.33 \times 10^{-2}$ $-2.73 \times 10^{-2} \leq \Delta\tilde{\kappa}_t \leq -2.63 \times 10^{-2}$ $-2.76 \times 10^{-2} \leq \Delta\tilde{\kappa}_t \leq -2.50 \times 10^{-2}$	$0. \leq \Delta\tilde{d} \leq 2.41 \times 10^{-4}$ $0. \leq \Delta\tilde{d}_t \leq 4.56 \times 10^{-4}$ $-1.26 \times 10^{-3} \leq \Delta\tilde{d}_t \leq 0.$
R_2	$-1.67 \times 10^{-2} \leq \Delta\tilde{\kappa} \leq -1.42 \times 10^{-2}$ $-3.06 \times 10^{-2} \leq \Delta\tilde{\kappa}_t \leq -2.37 \times 10^{-2}$ $-2.50 \times 10^{-2} \leq \Delta\tilde{\kappa}_t \leq -1.67 \times 10^{-2}$	$-5.30 \times 10^{-4} \leq \Delta\tilde{d} \leq 0.$ $-5.15 \times 10^{-4} \leq \Delta\tilde{d}_t \leq 0.$ $0. \leq \Delta\tilde{d}_t \leq 2.65 \times 10^{-3}$
R_3	$-1.72 \times 10^{-2} \leq \Delta\tilde{\kappa} \leq -1.40 \times 10^{-2}$ $-3.03 \times 10^{-2} \leq \Delta\tilde{\kappa}_t \leq -2.43 \times 10^{-2}$ $-1.35 \times 10^{-2} \leq \Delta\tilde{\kappa}_t \leq -6.25 \times 10^{-3}$	$-1.61 \times 10^{-3} \leq \Delta\tilde{d} \leq 0.$ $-6.63 \times 10^{-4} \leq \Delta\tilde{d}_t \leq 0.$ $0. \leq \Delta\tilde{d}_t \leq 5.13 \times 10^{-3}$
R_4	$-1.18 \times 10^{-2} \leq \Delta\tilde{\kappa} \leq -1.11 \times 10^{-2}$ $-2.35 \times 10^{-2} \leq \Delta\tilde{\kappa}_t \leq -2.14 \times 10^{-2}$ $-9.84 \times 10^{-3} \leq \Delta\tilde{\kappa}_t \leq -5.91 \times 10^{-3}$	$0. \leq \Delta\tilde{d} \leq 7.48 \times 10^{-4}$ $-3.12 \times 10^{-4} \leq \Delta\tilde{d}_t \leq 0.$ $-4.36 \times 10^{-3} \leq \Delta\tilde{d}_t \leq 0.$
R_5	$-8.89 \times 10^{-3} \leq \Delta\tilde{\kappa} \leq -1.22 \times 10^{-2}$ $-1.79 \times 10^{-2} \leq \Delta\tilde{\kappa}_t \leq -2.23 \times 10^{-2}$ $-1.80 \times 10^{-2} \leq \Delta\tilde{\kappa}_t \leq -6.33 \times 10^{-3}$	$-7.36 \times 10^{-4} \leq \Delta\tilde{d} \leq 0.$ $-8.23 \times 10^{-4} \leq \Delta\tilde{d}_t \leq 0.$ $0. \leq \Delta\tilde{d}_t \leq 5.15 \times 10^{-3}$
R_6	$-9.83 \times 10^{-3} \leq \Delta\tilde{\kappa} \leq -9.59 \times 10^{-3}$ $-1.94 \times 10^{-2} \leq \Delta\tilde{\kappa}_t \leq -1.79 \times 10^{-2}$ $-9.71 \times 10^{-3} \leq \Delta\tilde{\kappa}_t \leq -5.62 \times 10^{-3}$	$0 \leq \Delta\tilde{d} \leq 4.49 \times 10^{-4}$ $-2.69 \times 10^{-4} \leq \Delta\tilde{d}_t \leq 0.$ $-3.45 \times 10^{-3} \leq \Delta\tilde{d}_t \leq 0.$
R_7	$-1.03 \times 10^{-2} \leq \Delta\tilde{\kappa} \leq -8.30 \times 10^{-3}$ $-1.84 \times 10^{-2} \leq \Delta\tilde{\kappa}_t \leq -1.58 \times 10^{-2}$ $-1.59 \times 10^{-2} \leq \Delta\tilde{\kappa}_t \leq -6.99 \times 10^{-3}$	$0 \leq \Delta\tilde{d} \leq -4.78 \times 10^{-4}$ $-5.11 \times 10^{-4} \leq \Delta\tilde{d}_t \leq 0.$ $0. \leq \Delta\tilde{d}_t \leq 3.98 \times 10^{-3}$
R_8	$-9.13 \times 10^{-3} \leq \Delta\tilde{\kappa} \leq -9.01 \times 10^{-3}$ $-1.74 \times 10^{-2} \leq \Delta\tilde{\kappa}_t \leq -1.71 \times 10^{-2}$ $-7.93 \times 10^{-3} \leq \Delta\tilde{\kappa}_t \leq -6.55 \times 10^{-3}$	$0. \leq \Delta\tilde{d} \leq 1.30 \times 10^{-4}$ $-9.02 \times 10^{-5} \leq \Delta\tilde{d}_t \leq 0.$ $-1.23 \times 10^{-3} \leq \Delta\tilde{d}_t \leq 0.$
R_9	$-9.30 \times 10^{-3} \leq \Delta\tilde{\kappa} \leq -7.87 \times 10^{-3}$ $-1.63 \times 10^{-2} \leq \Delta\tilde{\kappa}_t \leq -1.48 \times 10^{-2}$ $-1.44 \times 10^{-2} \leq \Delta\tilde{\kappa}_t \leq -8.0 \times 10^{-3}$	$-3.65 \times 10^{-4} \leq \Delta\tilde{d} \leq -1.04 \times 10^{-4}$ $-3.97 \times 10^{-4} \leq \Delta\tilde{d}_t \leq -1.84 \times 10^{-5}$ $8.31 \times 10^{-4} \leq \Delta\tilde{d}_t \leq 3.59 \times 10^{-3}$

IV. CONCLUSIONS

In this work we have studied regions of interest in the $\alpha_1 - \alpha_2$ parameter space, in order to calculate the contribution to the top anomalous couplings CMDM and CEDM in the context of a general THDM with CP violation. In our analysis has been considered the contribution of the Yukawa coupling Y_{tt} using $M_{H^+} = 300, 350$ GeV and $\tan \beta = 1, 1.5, 2, 2.5$. We find for the nine regions of interest that the value for $\Delta\tilde{\kappa}$ can be at most of order 10^{-2} and

$\Delta\tilde{d}$ of order 10^{-4} . The contributions arising from the interference of M^u and Y_u have been considered in the results. The contributions of $\Delta\tilde{\kappa}_i$ are added coherently and for the three contributions the variations are not appreciable for the different regions R_i , $i = 1, \dots, 9$. However the contribution of $\Delta\tilde{d}_t$ coming from the interference increases almost an order of magnitude for the regions R_i and in some cases the sign is changed.

The recent NLO calculation for top-quark production including anomalous top-quark CMDM reports the bound $-0.0096 < \Delta\tilde{\kappa} < 0.0090$ [13]; our result for region R_7 is in agreement with this stringent constraint. We can also compare our theoretical bounds with those obtained from Higgs boson production at the LHC where more conservative model independent bounds are obtained [19], our results in all nine regions are in agreement even with the most restrictive bounds projected at 14 TeV, $-0.016 < \Delta\tilde{\kappa} < 0.008$ and $|\Delta\tilde{d}| < 0.007$, as reported in Table II of reference [19].

With future LHC measurements at higher energy there will be an excellent chance to probe new physics properties of the top quark; anomalous dipole moments are a measure of this new physics properties that can also give some insight in the top quark structure. A precise measurement of the top quark CMDM and CEDM, expected soon after future LHC results, will be a useful source of information in order to discriminate among different SM extensions.

Acknowledgments

This work is supported in part by PIAPI project in FES-Cuautitlan UNAM, Sistema Nacional de Investigadores (SNI) in México. J.H. Montes de Oca is thankful for support from the postdoctoral CONACYT grant. R. M. thanks to COLCIENCIAS for the financial support. E.A.G. thanks *Programa de Becas Postdoctorales en la UNAM* and postdoctoral CONACYT grant. The authors thank L. Diaz-Cruz for useful comments to the manuscript.

-
- [1] G. Aad *et al.* [ATLAS Collaboration], Phys. Lett. B **716**, 1 (2012) [arXiv:1207.7214 [hep-ex]].
 - [2] S. Chatrchyan *et al.* [CMS Collaboration], Phys. Lett. B **716**, 30 (2012) [arXiv:1207.7235 [hep-ex]].
 - [3] S. Y. Ayazi, H. Hesari and M. M. Najafabadi, Phys. Lett. B **727**, 199 (2013) [arXiv:1307.1846 [hep-ph]].
 - [4] J. L. Hewett and T. G. Rizzo, Phys. Rev. D **49** (1994) 319 [hep-ph/9305223].
 - [5] R. Martinez and J. A. Rodriguez, Phys. Rev. D **55**, 3212 (1997) [hep-ph/9612438].
 - [6] J. F. Kamenik, M. Papucci and A. Weiler, Phys. Rev. D **85**, 071501 (2012) [Erratum-ibid. D **88**, no. 3, 039903 (2013)] [arXiv:1107.3143 [hep-ph]].
 - [7] S. K. Gupta and G. Valencia, Phys. Rev. D **81**, 034013 (2010) [arXiv:0912.0707 [hep-ph]].
 - [8] S. K. Gupta, A. S. Mete and G. Valencia, Phys. Rev. D **80**, 034013 (2009) [arXiv:0905.1074 [hep-ph]].
 - [9] D. Atwood and A. Soni, Phys. Rev. D **45**, 2405 (1992).
 - [10] D. Atwood, A. Kagan and T. G. Rizzo, Phys. Rev. D **52**, 6264 (1995) [hep-ph/9407408].
 - [11] Z. Hioki and K. Ohkuma, Eur. Phys. J. C **65**, 127 (2010) [arXiv:0910.3049 [hep-ph]].
 - [12] Z. Hioki and K. Ohkuma, Phys. Rev. D **88**, 017503 (2013) [arXiv:1306.5387 [hep-ph]].
 - [13] D. B. Franzosi and C. Zhang, arXiv:1503.08841 [hep-ph].
 - [14] S. S. Biswal, S. D. Rindani and P. Sharma, top quark using its polarization in pair production at hadron colliders,” Phys. Rev. D **88**, 074018 (2013) [arXiv:1211.4075 [hep-ph]].
 - [15] K. m. Cheung, Phys. Rev. D **53**, 3604 (1996) [hep-ph/9511260].
 - [16] T. G. Rizzo, Phys. Rev. D **53**, 6218 (1996) [hep-ph/9506351].
 - [17] H. Hesari and M. Mohammadi Najafabadi, Phys. Rev. D **91**, no. 5, 057502 (2015) [arXiv:1407.5887 [hep-ph]].
 - [18] K. m. Cheung, Phys. Rev. D **55**, 4430 (1997) [hep-ph/9610368].
 - [19] A. Hayreter and G. Valencia, Phys. Rev. D **88**, 034033 (2013) [arXiv:1304.6976 [hep-ph]].
 - [20] J. M. Yang and C. S. Li, Phys. Rev. D **54**, 4380 (1996) [hep-ph/9603442].
 - [21] R. Martinez and J. A. Rodriguez, Phys. Rev. D **65**, 057301 (2002) [hep-ph/0109109].
 - [22] Q. H. Cao, C. R. Chen, F. Larios and C.-P. Yuan, Phys. Rev. D **79**, 015004 (2009) [arXiv:0801.2998 [hep-ph]].
 - [23] R. Martinez, M. A. Perez and O. A. Sampayo, Int. J. Mod. Phys. A **25**, 1061 (2010) [arXiv:0805.0371 [hep-ph]].
 - [24] CMS Collaboration [CMS Collaboration], *Search for Anomalous Top Chromomagnetic Dipole Moments from angular distributions in $t\bar{t}$ Dileptonic events at $\sqrt{s} = 7$ TeV with the CMS detector*, CMS-PAS-TOP-14-005 (2014).
 - [25] R. Martinez, M. A. Perez and N. Poveda, Eur. Phys. J. C **53** (2008) 221 [hep-ph/0701098].
 - [26] J. Walsh [BaBar and Belle Collaborations], arXiv:1412.4946 [hep-ex].
 - [27] L. Basso, A. Lipniacka, F. Mahmoudi, S. Moretti, P. Osland, G. M. Pruna and M. Purmohammadi, JHEP **1211** (2012) 011 [arXiv:1205.6569 [hep-ph]].
 - [28] G. C. Branco, P. M. Ferreira, L. Lavoura, M. N. Rebelo, M. Sher and J. P. Silva, Phys. Rept. **516**, 1 (2012) [arXiv:1106.0034 [hep-ph]].
 - [29] I. F. Ginzburg and M. Krawczyk, Phys. Rev. D **72**, 115013 (2005) [hep-ph/0408011].
 - [30] T. P. Cheng and M. Sher, Phys. Rev. D **35**, 3484 (1987).

- [31] A. W. El Kaffas, W. Khater, O. M. Ogreid and P. Osland, Nucl. Phys. B **775**, 45 (2007) [hep-ph/0605142].
- [32] R. Gaitán, R. Martínez, J. H. Montes de Oca and S. R. Romo, Eur. Phys. J. C **74**, 2788 (2014) [arXiv:1312.0044 [hep-ph]].
- [33] [CMS Collaboration], CMS-PAS-HIG-12-052.
- [34] A. Arbey, M. Battaglia, F. Mahmoudi and D. Martínez Santos, Phys. Rev. D **87**, no. 3, 035026 (2013) [arXiv:1212.4887 [hep-ph]].
- [35] U. Haisch and F. Mahmoudi, JHEP **1301**, 061 (2013) [arXiv:1210.7806 [hep-ph]].
- [36] CMS Collaboration [CMS Collaboration], with the CMS experiment in pp Collisions at $\sqrt{s} = 7$ TeV,” CMS-PAS-HIG-12-011.