

The New Superconductor tP - $SrPd_2Bi_2$: Structural Polymorphism and Superconductivity in Intermetallics

Weiwei Xie*, Elizabeth M. Seibel, and Robert J. Cava*

Department of Chemistry, Princeton University, Princeton, NJ, USA, 08540

Supporting Information

ABSTRACT: We consider a system where structural polymorphism suggests the possible existence of superconductivity through the implied structural instability. $SrPd_2Bi_2$ has two polymorphs which can be controlled by the synthesis temperature: a tetragonal form (CaBe₂Ge₂-type) and a monoclinic form (BaAu₂Sb₂-type). Though the crystallographic difference between the two forms may at first seem trivial, we show that tetragonal $SrPd_2Bi_2$ is superconducting at 2.0 K whereas monoclinic $SrPd_2Bi_2$ is not. We rationalize this finding and place it in context with other 1-2-2 phases.

Superconductivity is difficult to predict successfully from first principles in new materials, and thus our recent work has concentrated on developing empirical chemical guidelines to search for new superconductors.^{1,2,3} The relationship between structural instability and conventional superconductivity, manifested through structural phase transitions at low temperatures, has long been discussed from the physics perspective in intermetallic compounds such as the A₁₅ and Laves phases.⁴ Similarly, superconductivity has recently been found in many iron pnictides in the shadow of a suppressed low temperature structural phase transition in their ThCr₂Si₂ structure type hosts; even though the mechanism for the superconductivity appears to involve much more than electron-lattice coupling, it is not likely that the superconductivity and structural phase transitions are unrelated.⁵ Thus knowing that superconductivity in the ThCr₂Si₂ structure type can occur near a structural transition, we set out to explore further the concept that superconductivity and structural instability can go hand-in-hand in intermetallics by considering this relationship from a different perspective: for a case where structural instability is reflected through polymorphism rather than through the presence of a temperature-dependent structural phase transition. Here we report the realization of this design principle through a study of polymorphic $SrPd_2Bi_2$: we find that tetragonal primitive (tP) $SrPd_2Bi_2$ is superconducting above 2 K and monoclinic primitive (mP) $SrPd_2Bi_2$ is not.

$SrPd_2Bi_2$ has been reported as polymorphic, existing in both the tetragonal primitive CaBe₂Ge₂ and monoclinic primitive BaAu₂Sb₂ structure types, depending on differences in the synthesis temperature (Figure 1).⁶ The tetragonal primitive form of $SrPd_2Bi_2$, tP - $SrPd_2Bi_2$, is closely related to the ThCr₂Si₂ structure type of the superconducting iron pnictides.

Despite their crystallographic relationship, superconductors in the ThCr₂Si₂ structure type are relatively common but those in the CaBe₂Ge₂-type structure are rare.⁷ While the ThCr₂Si₂ structure has two equivalent M₂X₂ layers per cell, identical by symmetry through the body centering, the CaBe₂Ge₂ structure consists of alternating M₂X₂ and X₂M₂ layers, which are independent in the primitive tetragonal cell. This structure is also related to that of LaFeAsO, another host for pnictide superconductivity (Figure 1).⁷

The origin of the polymorphism in $SrPd_2Bi_2$ is a symmetry-lowering twist of the constituent tetrahedra (Figure 1), which we argue impacts the existence of superconductivity in a manner similar to the temperature-induced structural phase transition that occurs in the superconducting ThCr₂Si₂-type iron arsenides. The iron arsenide superconductors are often discussed from the perspective of ionic M-X charge transfer; the same is not the case, however for compounds in the CaBe₂Ge₂-type structure. In the CaBe₂Ge₂-type structure M and X are typically heavy elements with a small electronegativity difference, so the distinction between transition metals and main group elements is not so clear. In the current case of $SrPd_2Bi_2$, there is no clear electronegativity differentiation between Pd and Bi: According to Pauling's scale, the metal Pd (2.20) is more electronegative than Bi (2.02), while for Mulliken's or Pearson's scales the opposite is true, with Bi (2.02) more electronegative than Pd (1.59).^{8,9} As a consequence, $SrPd_2Bi_2$ should be considered an intermetallic compound, with a more subtle form of internal charge redistribution than is found in ThCr₂Si₂-type compounds. In other words, it is not one where the type of charge transfer involved is predominantly ionic such as is found in oxides or classical Zintl phases.¹⁰

Polycrystalline pellets of $SrPd_2Bi_2$ were synthesized via solid state reaction. Stoichiometric amounts of Pd (powder, 99.99%, Alfa Aesar), and Bi (powder, 99.999%, Alfa Aesar) were mixed with 50% molar excess Sr (in order to balance Sr loss during synthesis; pieces, 99.9%, Alfa Aesar), and compacted into 300 mg pellets in a hydraulic press. The pellets were placed inside alumina crucibles and heated in evacuated quartz ampoules at 1050°C for at least 20 h, then reground, re-pelletized, and re-heated for at least two more nights. The $SrPd_2Bi_2$ samples were examined by powder X-ray diffraction for identification and phase purity on a Bruker D8 ECO powder diffractometer employing Cu K α radiation. Quantitative

phase analysis was checked through a full-profile Rietveld refinement with Rietica. The quantitative analysis of the powder diffraction pattern (FIGURE 2) shows that the pure polycrystalline sample employed for the bulk property characterization matches the previously reported tetragonal primitive SrPd₂Bi₂.

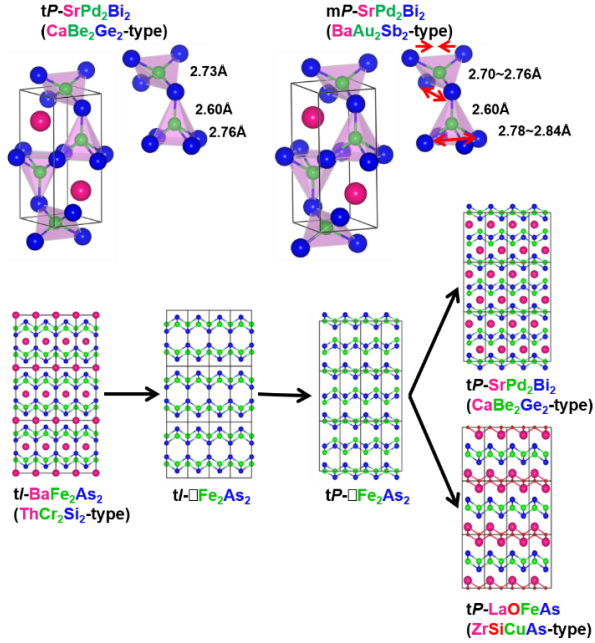


FIGURE 1. The Polymorphism in SrPd₂Bi₂. (Upper panel) the relationship between the CaBe₂Ge₂ and BaAu₂Sb₂-type structures for SrPd₂Bi₂ (Lower panel) Schematic diagram of the relationship between the body-centered tetragonal ThCr₂Si₂-type structure of BaFe₂As₂ and the primitive tetragonal structures of SrPd₂Bi₂ (CaBe₂Ge₂ type) and LaOFeAs (or LaFeAsO - ZrCuAsSi type).

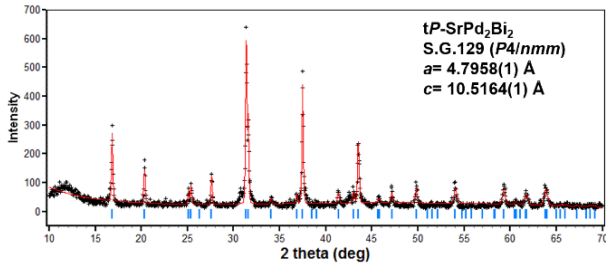


FIGURE 2. Powder X-ray diffraction pattern of SrPd₂Bi₂ showing the pure CaBe₂Ge₂-type SrPd₂Bi₂ compound studied. The red solid line shows the corresponding Rietveld fitting. Blue tick marks are the expected peak positions.

The temperature (T) dependent electrical resistivity of tP-SrPd₂Bi₂ between 0.4 and 300 K is shown in Figure 3(a). After displaying typical ‘poor metal’ behavior on cooling (i.e. where the resistivity does not drop much with decreasing temperature), the resistivity undergoes a sudden drop to zero at 2.2 K, indicating the presence of superconductivity. In correspondence with $\rho(T)$, the magnetic susceptibility ($\chi(T)$) shown in Figure 3 (b) begins its decrease suddenly on cooling at ~ 2.0 K

and shows large negative values. The transition is not complete by the minimum temperature of the measurement apparatus (1.8 K), but already shows a volume susceptibility of 60% of the full possible Meissner volume fraction, indicating that the diamagnetic signal is too large for the observed superconductivity to arise from small amounts of spurious phases.¹¹ We also measured mP-SrPd₂Bi₂ and find no intrinsic diamagnetism characteristic of superconductivity.

To further prove that the observed superconductivity is intrinsic to only tP-SrPd₂Bi₂, the superconducting transition was characterized through specific heat measurements.¹² These measurements are a reliable indication of the presence of bulk superconductivity when combined with resistivity and susceptibility due to their characterization of the change in bulk thermodynamic properties at the superconducting transition. The specific heat for zero-field and field-cooled tP-SrPd₂Bi₂ in the temperature range of 1.85 K to 10K is presented in Figure 3(b)(insert). The good quality of the sample and the bulk nature of the superconductivity are strongly supported by the presence of a large anomaly in the specific heat at T_c = 1.9 ~ 2.1 K, in excellent agreement with the T_c determined by $\rho(T)$ and $\chi(T)$. The electronic contribution to the specific heat (γ) was measured in a field of 5 T to suppress the superconductivity and found to be 6.12 mJ/mol-K₂. (The data are fitted using the formula $C_p = \gamma T + \beta T^3$, in which γ and β are the electronic and lattice contributions to the specific heat, respectively.) The value of the specific heat jump at T_c, estimated by the maximum value of specific heat observed at the low temperature limit of the measurement, is consistent with that expected from a weak-coupling BCS superconductor; $\Delta C_{el}/\gamma T_c$ per mole SrPd₂Bi₂ in the pure sample = 1.27.¹³ This ratio is already within error of the BCS superconductivity weak coupling value of 1.43, and is in the range observed for many superconductors. As an added check, we tested PdBi down to 1.85 K and found that it is not superconducting and therefore could not give rise to the observed specific heat feature. Thus the observed superconductivity is intrinsic to tP-SrPd₂Bi₂.

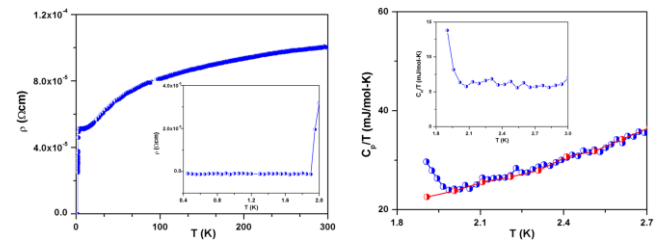


FIGURE 3. Property characterization of the tP-SrPd₂Bi₂ superconductor. (a) The temperature dependence of the electrical resistivity of tP-SrPd₂Bi₂ showing the superconducting transition near 2K. (Insert) The resistivity ranging from 10K to 1K. (b) (Main panel) The temperature dependences of the magnetic susceptibility for tP-SrPd₂Bi₂ and mP-SrPd₂Bi₂ between 1.8K and 3K in an applied field of 10 Oe after zero-field cooling. (Insert) Specific heat characterization of the superconducting transition of tP-SrPd₂Bi₂. Temperature dependence of the specific heat C_p of a tP-SrPd₂Bi₂ sample measured with ($\mu_0 H = 5$ T) and without a magnetic field.

To gain further insight into the relationship between the polymorphism and the electronic states of SrPd₂Bi₂, we inves-

igated the electronic density of states (DOS) and band structures for both tP- and mP-SrPd₂Bi₂ calculated from first principles using WIEN2k.^{14,15} We first focus on the DOS comparison between the two phases. The calculated DOS curves are illustrated in Figure 4 (upper panel), which emphasizes contributions from -2eV to +2eV of E_F. The analysis of the orbitals contributing to the bands from band structures at E_F shows the dominance of the 4d states in Pd and 6s and 6p states in Bi. The significant DOS at E_F in both cases is consistent with the metallic properties. A peak in the DOS like the one in the DOS near E_F for tP-SrPd₂Bi₂ is often taken to be an indication of a near-by structural, electronic, or magnetic instability such as superconductivity. In contrast, there is no such clear, isolated DOS peak for the monoclinic polymorph. The peak in the DOS for tP-SrPd₂Bi₂ is due to the presence of saddle points in the electronic structure at the Z and X points in the Brillouin zone (Figure 4 lower). These saddle points near E_F are often proposed to be important for yielding superconductivity in a variety of materials. The symmetry-lowering in mP-SrPd₂Bi₂ from the twist of the MX₄ tetrahedra causes the saddle points that occur in tP-SrPd₂Bi₂ to vanish, and the bands split and cross the Fermi level. This demonstrates that polymorphism, which at first glance may appear to be reflected in only a small crystallographic difference, can have critical implications on the electronic structure in the same way that temperature-induced structural phase transitions do.

In conclusion, the tetragonal CaBe₂Ge₂-type and monoclinic BaAu₂Sb₂-type polymorphism in SrPd₂Ge₂ provide a good system for examining the hypothesis that structural polymorphism may be a significant indicator for possible superconductivity in intermetallic compounds. Resistivity and heat capacity measurements show only tP-SrPd₂Bi₂ to be a superconductor with a T_c ~2.0 K. The work described here suggests that considering compounds that display structural polymorphism may be a successful design paradigm for discovering new intermetallic superconductors.

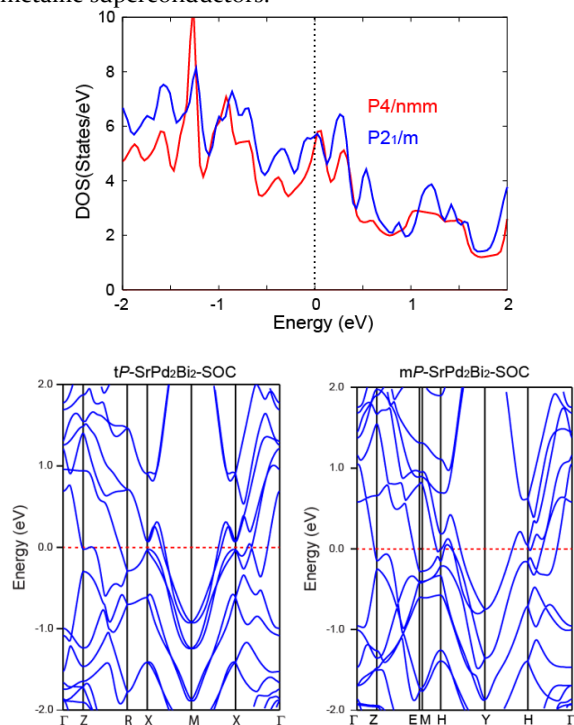


FIGURE 4. Results of the Electronic structure calculations with emphasis on the vicinity of the Fermi Energy. (Left) CaBe₂Ge₂-type and (right) BaAu₂Sb₂-type SrPd₂Bi₂. Total DOS curves and band structure curves are obtained from non-spin-polarized LDA calculations with spin orbit coupling. (Up) Density of states. (Bottom) Band structures of two phases

AUTHOR INFORMATION

Corresponding Author

W. Xie (weiweix@princeton.edu)

R.J.Cava (rcava@princeton.edu)

Notes

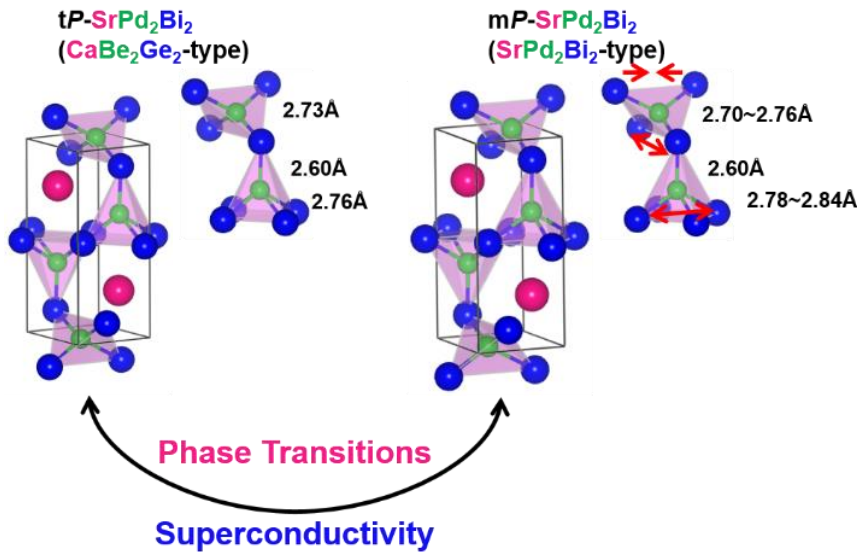
The authors declare no competing financial interests.

ACKNOWLEDGMENT

The resistivity measurement and electronic structure calculations were supported by the Department of Energy, grant DE-FG02-98ER45706. The powder X-ray powder diffraction data acquisition and analysis, and the specific heat measurements and analysis, were supported by the Gordon and Betty Moore Foundation's EPIQS Initiative through Grant GBMF4412.

REFERENCES

- Xie, W. *et al.* Endohedral gallide cluster superconductors and superconductivity in ReGa₅. *Proc. Natl. Acad. Sci.* 201522191 (2015). doi:10.1073/pnas.1522191112
- Xie, W. *et al.* *Chem. Mater.* **27**, 1149–1152 (2015).
- Xie, W., Luo, H., Seibel, E. M., Nielsen, M. B., Cava, R. J. *Chem. Mater.* **27**, 4511–4514 (2015).
- Sweedler, A. R. *et al.* *J. Low Temp. Phys.* **24**, 645–661 (1976).
- Rotter, M., Tegel, M., Johrendt, D. *Phys. Rev. Lett.* **101**, 107006 (2008).
- Frik, L., Johrendt, D., Mewis, A. E. *Z. Für Anorg. Allg. Chem.* **632**, 1514–1517 (2006).
- Hosono, H. *et al.* *Sci. Technol. Adv. Mater.* **16**, 033503 (2015).
- Mulliken, R. S. *J. Chem. Phys.* **2**, 782–793 (1934).
- Pauling, L. *J. Am. Chem. Soc.* **54**, 3570–3582 (1932).
- Brown, S. R., Kauzlarich, S. M., Gascoin, F., Jeffrey Snyder, G. J. *Solid State Chem.* **180**, 1414–1420 (2007).
- Cava, R. J. *et al.* *Phys. Rev. Lett.* **58**, 1676–1679 (1987).
- Marder, M. P. *Condensed Matter Physics.* (John Wiley & Sons, 2010).
- McMillan, W. L. *Phys. Rev.* **167**, 331–344 (1968).
- Schwarz, K., Blaha, P. *Comput. Mater. Sci.* **28**, 259–273 (2003).
- Yamada, Y., Muranaka, T., Akimitsu, J. with Imai, M. *et al.*, Fumihiro Ishikawa. *Supercond. Sci. Technol.* **26**, 075001 (2013).



Structural polymorphism suggests the possible existence of superconductivity through the implied structural instability. SrPd₂Bi₂ has two polymorphs which can be controlled by the synthesis temperature: a tetragonal form (CaBe₂Ge₂-type) and a monoclinic form (BaAu₂Sb₂-type). We show that tetragonal SrPd₂Bi₂ is superconducting at 2.0 K whereas monoclinic SrPd₂Bi₂ is not.