

Analytical Spectral Density of the Sachdev-Ye-Kitaev Model at finite N

Antonio M. García-García¹ and Jacobus J. M. Verbaarschot²

¹*TCM Group, Cavendish Laboratory, University of Cambridge,*

*JJ Thomson Avenue, Cambridge, CB3 0HE, UK**

²*Department of Physics and Astronomy,*

Stony Brook University, Stony Brook, New York 11794, USA[†]

We show analytically that the spectral density of the q -body Sachdev-Ye-Kitaev model agrees with that of Q -Hermite polynomials with Q a non-trivial function of $q > 2$ and the number of Majorana fermions $N \gg 1$. Numerical results, obtained by exact diagonalization, are in excellent agreement with the analytical spectral density even for relatively small $N \sim 8$. For $N \gg 1$ we find the macroscopic spectral density simplifies to $\rho(E) \sim \exp[2 \arcsin^2(E/E_0)/\log \eta]$, where η is the suppression factor of the contribution of intersecting Wick contractions relative to nested contractions. In the infrared region, where the Sachdev-Ye-Kitaev model is believed to have a gravity-dual, the spectral density is given by $\rho(E) \sim \sinh[2\pi\sqrt{2}\sqrt{(1-E/E_0)/(-\log \eta)}]$. It therefore has a square-root edge, as in random matrix ensembles, followed by an exponential growth, a distinctive feature of black holes and also of low energy nuclear excitations. Results for level-statistics in this region confirm the agreement with random matrix theory. Physically this is a signature that, for sufficiently long times, the SYK model and its gravity dual evolve to a fully ergodic state whose dynamics only depends on the global symmetry of the system. Our results strongly suggest that random matrix correlations are a universal feature of quantum black holes and that the SYK model, combined with holography, may be relevant to model certain aspects of the nuclear dynamics.

* amg73@cam.ac.uk

† jacobus.verbaarschot@stonybrook.edu

I. INTRODUCTION

Majorana fermions in zero spatial dimensions with q -body infinite-range random interactions in Fock space, commonly termed Sachdev-Ye-Kitaev (SYK) models [1–11], are attracting a great deal of attention as one of the simplest models of strongly coupled metals with a gravity dual [12]. Previously, a closely related model with Majorana fermions replaced by Dirac fermions at finite chemical potential was intensively investigated in nuclear physics [13–18] and later in the study of spin-liquids [19].

In the limit of a large number N of Majorana fermions there is already a good understanding of many features of the model including thermodynamic properties [1, 2, 20], correlation functions [2, 8, 20], generalizations to non-random coupling [21], higher spatial dimensions and different flavors of Majorana fermions [10]. All evidence points to a gravity-dual interpretation [12] of the model in the low-temperature strong-coupling limit. More specifically, it is believed that, in this limit, the gravity dual of the SYK model is an Anti-deSitter (AdS) background in two bulk dimensions AdS_2 [5, 11, 22] which likely describes the low-energy sector of a string-theory dual to a gauge theory in higher dimensions. Related recent work can be found in Refs. [23–32]

One of the main appeals of the SYK model is the possibility to study explicitly finite N effects which are holographically dual to quantum-gravity corrections [1, 12]. Indeed, evidence for the existence of a SYK gravity dual is not restricted to large N features such as a finite entropy at zero temperature or a finite specific heat coefficient but also includes properties controlled by $1/N$ effects such the exponential growth of the spectral density [2, 33], the pattern of conformal symmetry breaking or, for intermediate times of the order of the Ehrenfest time, the universal exponential growth of certain out-of-time-ordered correlators [1, 2, 34]. The latter is also a well known feature [35] of quantum chaos, namely, quantum features of classically chaotic systems.

Exponential growth of the spectral density together with random matrix correlations of the eigenvalues is a feature that is also well-known in nuclear physics (see [36, 37]), in particular for compound nuclei. These are excited nuclei where the energy of the incoming channel has been distributed over all nucleons. Because the dynamics is chaotic all information on the formation of the compound nucleus is lost, and the quantum state is determined by the total energy and the exact quantum numbers. In this sense, a

compound nucleus has no hair. However, it has “quantum hair” in the form of resonances which have been measured experimentally [38]. It turns out that fluctuations of the compound nucleus cross-section obtained from these experiments agree well with random matrix theory predictions [39]. This implies that the S -matrix distribution is determined by causality or analyticity, ergodicity and the maximization of the information entropy [40].

Interestingly, qualitatively similar features have recently been found [33, 41, 42] for the SYK model. More specifically, the quantum chaotic nature of the model has been confirmed by showing that for long times scales, of the order of the Heisenberg time, level statistics are well described by random matrix theory [43, 44]. The relation of this finding with features of the gravity dual has yet to be explored as the analysis of spectral correlations carried out in these papers concerns the bulk of the spectrum and not the infrared tail related to the physics of the gravity dual. Moreover the exponential growth of the SYK spectral density, a strong indication of the existence of a gravity dual, is based [1, 2] on a perturbative $1/N$ calculation that may be spoiled by non-perturbative effects.

Here we address these two problems simultaneously. We compute analytically the spectral density of the q -body SYM, for any q , by explicit evaluation of the moments for a large number of fermions. The combinatorial factors are evaluated explicitly by using the Riordan-Touchard formula [45–47], derived originally in the theory of cords diagrams. We find that the moments of the density are equal to those of Q-Hermite polynomials with $Q(N, q)$ a non-trivial function of N and q that we compute explicitly. Agreement with exact numerical results for $N \leq 34$ is excellent in spite of the $N \gg 1$ approximation involved in the analytical calculation. Our calculation follows the steps outlined in Ref. [48] for a closely related spin-chain model but we keep $q > 2$ fixed and $N \gg 1$ rather than considering the scaling limit $N \rightarrow \infty$ with q^2/N fixed. In the infrared limit, the spectral density has a square root singularity, as in random matrix theory. Indeed a detailed analysis of level statistics in this spectral region confirms excellent agreement with random matrix theory predictions. This suggests that, for sufficiently long times, a quantum black holes reaches a fully ergodic and universal state which only depends on global symmetries of the system.

Finally we note that the particular case $q \propto \sqrt{N}$ fix and $N \rightarrow \infty$ was recently studied [33] for the SYK model where the techniques of Ref. [48] were also employed to compute

the infrared limit of the spectral density. By contrast, our results for the spectral density, which agree with those of [33], are of much general applicability as they are valid for any energy and $q > 2$ provided that $N \gg 1$. That includes the physically most relevant case $q = 4$ which we also study numerically by exact diagonalization in order to compare with the analytical predictions.

Next we introduce the model, compute analytically the spectral density and compare it with numerical results. We close with concluding remarks and a discussion of our results.

II. MODEL AND CALCULATION OF THE SPECTRAL DENSITY

We study N strongly interacting Majorana fermions, introduced in Ref.[1], with infinite range interactions. The Hamiltonian is given by,

$$H = \frac{1}{4!} \sum_{i,j,k,l=1}^N J_{ijkl} \chi_i \chi_j \chi_k \chi_l, \quad (1)$$

where χ_i are Majorana fermions that verify

$$\{\chi_i, \chi_j\} = \delta_{ij}, \quad (2)$$

we note that this is the same algebra as Dirac γ matrices which will facilitate the analytical evaluation of the moments. For that reason we will use in many instances the notation γ to refer to the fields χ .

The coupling J_{ijkl} is a Gaussian random variable with probability distribution,

$$P(J_{ijkl}) = \sqrt{\frac{N^3}{12\pi J^2}} \exp\left(-\frac{N^3 J_{ijkl}^2}{12J^2}\right). \quad (3)$$

For the sake of simplicity, from now on we set $J = 1$. We evaluate the average spectral density from the moment generating function

$$\rho(E) = \frac{1}{2\pi} \int_{-\infty}^{\infty} e^{-iEt} \langle \text{Tr} e^{iHt} \rangle. \quad (4)$$

Since the ensemble is invariant under $J \rightarrow -J$ we have that $\rho(-E) = \rho(E)$ so that the odd moments vanish. The moment generating function, given by

$$\langle \text{Tr} e^{iHt} \rangle = \sum_{k=0}^{\infty} \frac{(it)^{2k}}{(2k)!} \langle \text{Tr} H^{2k} \rangle, \quad (5)$$

therefore follows from the moments

$$M_{2p}(d) = \langle \text{Tr} H^{2p} \rangle. \quad (6)$$

If we use the shorthand notation for the Hamiltonian

$$H = \sum_{\alpha} J_{\alpha} \Gamma_{\alpha}, \quad (7)$$

where Γ_{α} is the product of four γ matrices, the moments are

$$\left\langle \text{Tr} \sum \prod_{k=1}^{2p} J_{\alpha} \Gamma_{\alpha} \right\rangle. \quad (8)$$

Since we have a Gaussian distribution, the calculation of the average requires to consider all possible Wick contractions. After averaging, the result is given by a product of pairs of two factors Γ_{α} . If the factors are adjacent we can use that

$$\Gamma_{\alpha}^2 = 1. \quad (9)$$

If the factors are not adjacent we have to commute the factors using that [42]

$$\Gamma_{\alpha} \Gamma_{\beta} + (-1)^q \Gamma_{\beta} \Gamma_{\alpha} \quad (10)$$

where q is the number of γ matrices that Γ_{α} and Γ_{β} have in common. Generally, this is a difficult task because we have to also keep track of correlations with other factors Γ_{α} .

The simplest case is the limit $N \rightarrow \infty$ for fixed p . To leading order in N , there are no common γ matrices, the Γ_{α} commute and the moments are simply given by

$$\langle J_{\alpha}^2 \rangle^p 2^{N/2} (2p-1)!!, \quad (11)$$

which are the moments of a Gaussian distribution [42]. The next simplest case is when we ignore correlations which was also considered in [33]. Let us consider

$$\text{Tr} \Gamma_{\alpha} \Gamma_{\beta} \cdots \Gamma_{\alpha} \Gamma_{\beta}, \quad (12)$$

where the dots denote additional factors Γ . We keep α fixed and consider the contribution of the sum over β . Commuting Γ_{α} and Γ_{β} gives a factor

$$\sum_{m=0}^q (-1)^m \binom{q}{m} \binom{N-q}{q-m}, \quad (13)$$

where m is the number of common χ fields which, as was mentioned previously, are equivalent to Dirac γ matrices. Choosing them out of the q γ matrices of Γ_{α} gives a factor

$\binom{q}{m}$. The $(q-m)$ γ matrices in Γ_β still have to be all different from those in Γ_α . This gives a factor $\binom{N-q}{q-m}$ resulting in the combinatorial factor of Eq. (13). If Γ_α and Γ_β were commuting the sum over β would give a factor $\binom{N}{q}$. Therefore, the suppression factor is given by

$$\eta_{N,q} = \binom{N}{q}^{-1} \sum_{m=0}^q (-1)^m \binom{q}{m} \binom{N-q}{q-m}. \quad (14)$$

The contractions contributing to the $2p$ -th moment can be characterized according to the number of crossings α_p . If there are α_p crossings the diagram is suppressed by a factor $\eta_{N,q}^{\alpha_p}$. The sum over all crossings is evaluated by means of the Riordan-Touchard formula [45, 46] resulting in the following expression for the moments,

$$\frac{M_{2p}}{M_2^p} = \sum_{\alpha_p} n_{\alpha_p} \eta_{N,q}^{\alpha_p} = \frac{1}{(1-\eta_{N,q})^p} \sum_{k=-p}^p (-1)^k \eta_{N,q}^{k(k-1)/2} \binom{2p}{p+k}. \quad (15)$$

These are the moments of the spectral density ρ_{QH} corresponding to the Q -Hermite polynomials with $Q^2 = \eta$ [47, 48]. Therefore, there is no need to calculate the Fourier transform of the moment generating function in order to compute the spectral density Eq.(4).

The final result for the spectral density [48] of the SYK model Eq. (1) is,

$$\rho(E) = \rho_{QH}(E) = c_N \sqrt{1 - (E/E_0)^2} \prod_{k=1}^{\infty} \left[1 - 4 \frac{E^2}{E_0^2} \left(\frac{1}{2 + \eta^k + \eta^{-k}} \right) \right], \quad (16)$$

where $\eta_{N,q} \equiv \eta$ is the suppression factor defined in Eq.(14), c_N is a normalization constant determined by imposing that the total number of states is $2^{N/2}$, and

$$E_0^2 = \frac{4\sigma^2}{1-\eta}, \quad (17)$$

is the average value of the ground state energy per particle, i.e. the ground state energy is NE_0 , with the variance σ [42] given by,

$$\sigma^2 = \binom{N}{q} \frac{1}{(q-1)! N^{q-1}}. \quad (18)$$

We note that the product in Eq. (16) can also be expressed in terms of a q -Pochhammer symbol.

In Ref. [33], instead of using the exact suppression factor Eq. (14), η was approximated by a Poisson distribution which is only valid in the scaling limit where q^2/N is kept fixed for $N \rightarrow \infty$ but not for general q . For large N , our suppression factor Eq. (14) is approximated by Eq. (14),

$$\eta \sim e^{-2q^2/N}, \quad (19)$$

which corresponds to the Poisson distribution used in Ref. [33].

Below we will show, by comparison to exact numerical results, that the above expression for the spectral density is close to the exact numerical result for $q = 4$, even for values of N as low as $N = 8$, where the suppression factor is negative. Before that we work out simplifications of the spectral density Eq. (16) valid in the tail and the bulk of the spectrum.

A. Simple form of the Spectral Density for $N \gg 1$

In this section we derive a simple asymptotic form for the spectral density. The derivation follows the steps in Ref. [33], but we keep $q > 2$ fixed and do not take the limit $E \rightarrow E_0$. This way we obtain an approximate form that is valid over the entire spectrum of the Hamiltonian, except very close to the edge, and for any q with the only assumption of $N \gg 1$. For completeness we reproduce the steps given in Ref. [33].

Writing the product in Eq.(16) as the logarithm of a sum, we obtain after a Poisson resummation

$$\rho_{\text{QH}}(E) = c_N \exp\left[\frac{1}{2} \sum_{n=-\infty}^{\infty} \int dx e^{2\pi i n x} \log \left[1 - \frac{E^2}{E_0^2} \left(\frac{1}{\cosh^2 x/2 \log \eta}\right)\right]\right]. \quad (20)$$

The integral over x can be performed analytically resulting in

$$\rho_{\text{QH}}(E) = c_N \exp\left[-\frac{1}{2} \sum_{n=-\infty}^{\infty} \frac{1 - \cosh\left[\frac{4n\pi}{\log \eta} \arcsin(E/E_0)\right]}{n \sinh(2n\pi^2/\log \eta)}\right]. \quad (21)$$

The $n = 0$ term in the sum has to be treated separately as the limit $n \rightarrow 0$. For $N \rightarrow \infty$ we have that $\eta \rightarrow 1$ so that for $n \neq 0$, we can approximate the hyperbolic functions by a single exponent leading to

$$\begin{aligned} \rho_{\text{Bethe}}(E) &= c_N \exp\left[\frac{2 \arcsin^2(E/E_0)}{\log \eta}\right] + \log\left[1 - \exp\left[-\frac{2\pi}{\log \eta}(\arcsin(E/E_0) - \frac{\pi}{2})\right]\right] \\ &= c_N \exp\left[\frac{2 \arcsin^2(E/E_0)}{\log \eta}\right] \left(1 - \exp\left[-\frac{4\pi}{\log \eta}(\arcsin(E/E_0) - \frac{\pi}{2})\right]\right). \end{aligned} \quad (22)$$

For $N \rightarrow \infty$ the second factor can be ignored for $|E| < |E_0|$ resulting in a very simple asymptotic form for the spectral density

$$\rho_{\text{asym}}(E) = c_N \exp\left[\frac{2 \arcsin^2(E/E_0)}{\log \eta}\right], \quad (23)$$

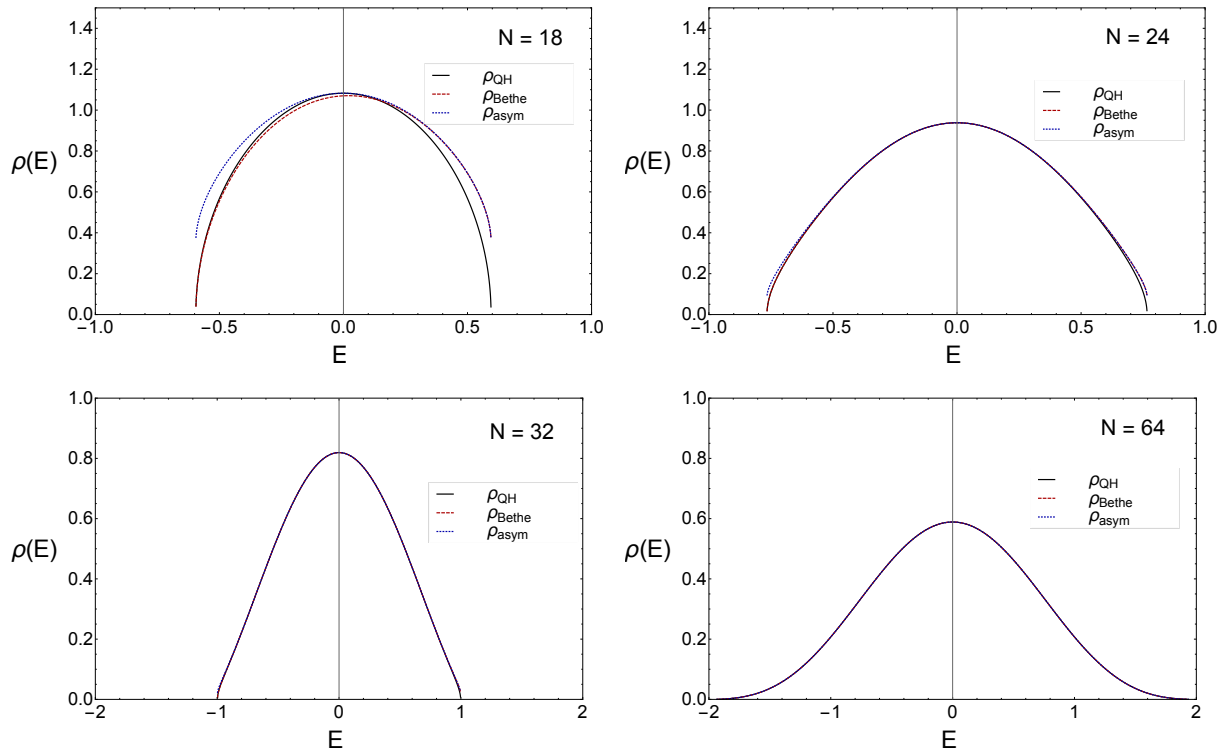


FIG. 1. In this figure we compare Q -Hermite spectral density $\rho_{QH}(E)$ Eq. (16) (black), of the SYK Hamiltonian to two different asymptotic forms, $\rho_{\text{Bethe}}(E)$ Eq.(22) (red dashed) and $\rho_{\text{asym}}(E)$ Eq.(23) (blue dotted). Results are given for $N = 18$, $N = 24$, $N = 32$ and $N = 64$. For $N \geq 32$ the three curves are barely distinguishable. In all plots the spectral density is normalized to 1.

which for finite $N \gg 1$ is an excellent approximation of the spectral density except in the region close to the edge E_0 . Here a different asymptotic expression can be worked out by simply noticing that for $E \rightarrow E_0$, $\arcsin(x)$ is approximated by

$$\arcsin[E/E_0] = \frac{\pi}{2} - \sqrt{2}\sqrt{1 - (E/E_0)}. \quad (24)$$

Inserting this in Eq. (22) gives

$$\begin{aligned} \rho_{\text{edge}}(E) &\approx c_N \exp \left[\frac{\pi^2}{2 \log \eta} - \frac{2\pi\sqrt{2}\sqrt{1 - (E/E_0)}}{\log \eta} \right] \left(1 - \exp \left[\frac{4\pi}{\log \eta} \sqrt{2}\sqrt{1 - (E/E_0)} \right] \right) \\ &= 2c_N \exp \left[\frac{\pi^2}{2 \log \eta} \right] \sinh \left[\frac{2\pi\sqrt{2}\sqrt{1 - (E/E_0)}}{-\log \eta} \right]. \end{aligned} \quad (25)$$

For the limiting case $q, N \rightarrow \infty$ with q^2/N fixed, and still $E \rightarrow E_0$, this expression of the spectral density was also obtained in Ref. [33].

We stress this asymptotic form is an expected feature of field theories with a gravity dual as this exponential growth is observed in both systems with conformal symmetry

and black-holes. The same exponential growth has also been predicted for the low energy excitations of nuclei [49].

Having derived the analytical results we now proceed to compare the approximate spectral densities, Eqs. (22), (23), with the exact Q -Hermite form Eq. (16). Results depicted in Fig. 1 for different sizes N show that the simple asymptotic expression Eq. (23) agrees reasonably well with the exact result even for comparatively small $N = 18$. Indeed it is barely distinguishable from the exact result Eq. (16) for $N = 32$ while for $N = 64$ it can be used all the way to the edge of the spectrum.

We now proceed to compare these analytical results with numerical results from exact diagonalization of the Hamiltonian Eq. (1). By using standard exact diagonalization routines in MATLAB we have obtained the full spectrum of the Hamiltonian Eq. (1) for many disorder realization so that, for a given size N , the total number of eigenvalues was more than 10^7 . In Fig. 2 we show the exact numerical spectral density (red) and compare it to the analytical result Eq. (16) for $N = 16$, $N = 24$, $N = 32$ and $N = 34$. The agreement is excellent.

In order to further clarify the extent of the accuracy of the analytical spectral density, we extend the comparison, left plot of Fig. 3, to the deep infrared part of the spectrum where finite size effects are expected to be more relevant.

The numerical density is still close to the analytical prediction but we have found some deviations. For instance the hard edge, predicted analytically, is replaced by a smooth tail. Remarkably, the analytical edge of the spectrum Eq. (17), is still surprisingly close to the numerical result. Since not all sub-leading $1/N$ corrections were included in the derivation of the spectral density, stronger discrepancies were expected for the values of N we work with. It is actually rather unexpected that the analytical result is so close to the numerical calculation.

Still we would like to understand why a tail, and not an edge, is observed in the numerical spectral density. We shall see in next section that the level statistics of the model in this infrared region is still described by random matrix theory. We note that because of the stiffness of the spectrum, eigenvalues in random matrix theory fluctuate “collectively”, which, due to ensemble average, smoothens out the edge of the spectrum. This is particularly true for the lowest eigenvalue E_0 , which has a full random distribution, while the theoretical prediction Eq. (17) is just an ensemble average. In order for a more

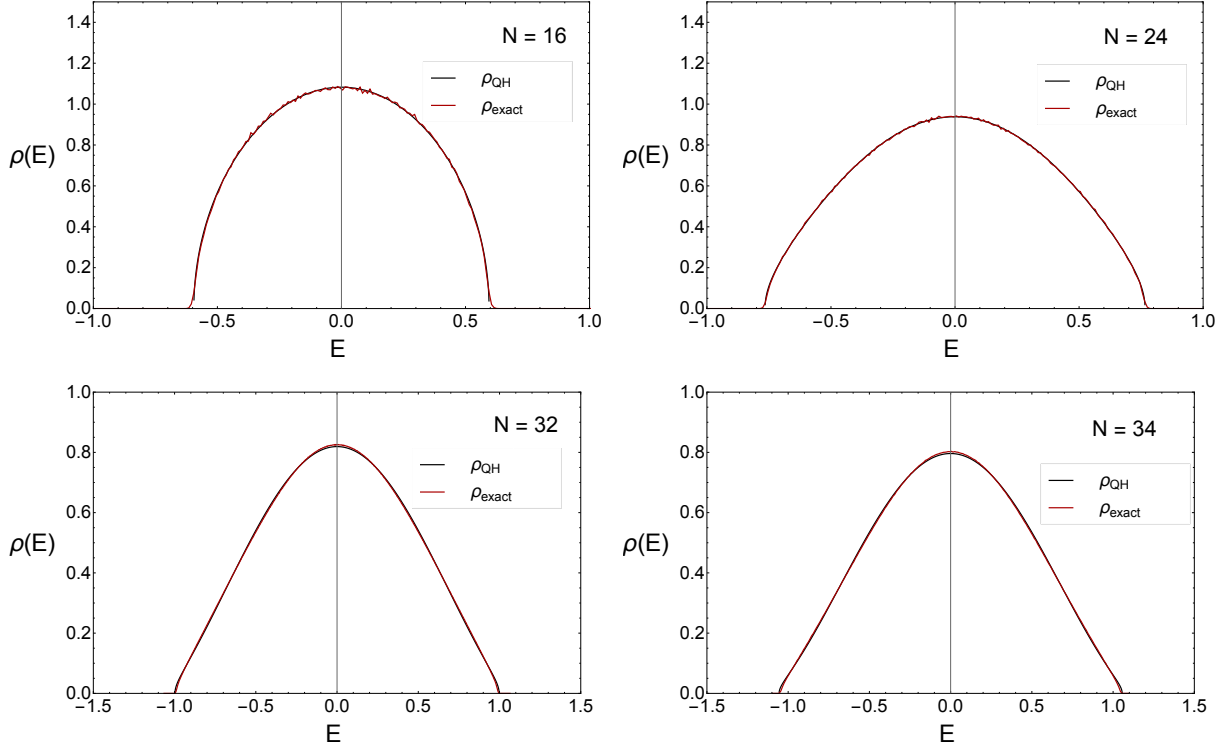


FIG. 2. Comparison of the numerical spectral density (red) of the SYK Hamiltonian Eq. (1) for $N = 16$, $N = 24$, $N = 32$ and $N = 34$, obtained by exact diagonalization, with the analytical prediction $\rho_{\text{QH}}(E)$ Eq. (16) (black). The agreement is excellent. Even though there is no free parameters the curves are almost indistinguishable. As in the previous figure the spectral density is normalized to 1.

accurate comparison one has to either take into account the distribution of E_0 or simply remove the fluctuations of E_0 . We choose the latter. In the right plot of Fig. 3 we show the spectral density relative to the first eigenvalue. To have the same scale on the x -axes we have added the ensemble average of the first eigenvalue to all eigenvalues. This clearly reveals the square root edge of the average spectral density predicted theoretically.

This finding leads us to the prediction that the distribution of E_0 is that given by random matrix theory for the distribution of the smallest eigenvalue, namely, the Tracy-Widom distribution [50]. In Fig. 4 we show the distribution of the smallest eigenvalue of the SYK model and compare it to the Tracy-Widom distribution of the corresponding random matrix ensemble. Results are given for $N = 24$ (left), which is in the universality class of the Gaussian Orthogonal Ensemble and $N = 28$ (right), which is in the universality class of the Gaussian Unitary Ensemble. The position of the edge is used as a fitting parameter,

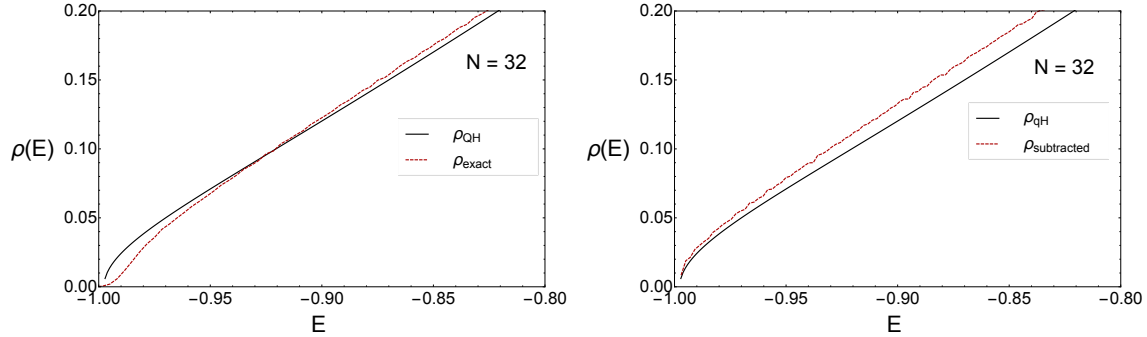


FIG. 3. The tail of the spectral density for $N = 32$ and 400 disorder realisations. In the right figure, $E_0 - \langle E_0 \rangle$ has been subtracted from all eigenvalues, while in the right figure no subtractions have been made. The agreement is excellent despite the fact finite N effects, not fully captured in our theoretical analysis, should be stronger in this region. Even without this subtraction the agreement is still very good.

while the overall scale of the the Tracy-Widom distribution is fixed by the requirement that the expectation value of the numerical result coincides with the expectation value of the Tracy-Widom distribution. We find good agreement which is another indication that the spectrum of the SYK Hamiltonian has a square root edge.

In conclusion, the analytical form of the spectral density, which in principle is only valid for sufficiently large N , agrees unexpectedly well with exact numerical results. We do not have a clear understanding of the reason behind this suppression of quantum effects but it seems that our analytical results are close to exact. This is especially surprising close to the edge of the spectrum since finite N effects, not fully considered in the theoretical analysis, are expected to be stronger in this region. We can only speculate that that in systems with infinite range interactions a mean field approach becomes exact in the large N limit and therefore, for finite N , fluctuations may be weaker than in systems with short-range interactions.

III. APPLICATIONS IN NUCLEAR PHYSICS AND HOLOGRAPHY

The SYK and related models have been employed to study different aspects of nuclear physics, condensed matter and, more recently, holographic dualities. We now discuss how the results of the previous section help understand better these systems. We start with holographic dualities. It was previously known [1, 2] that $1/N$ corrections, combined with

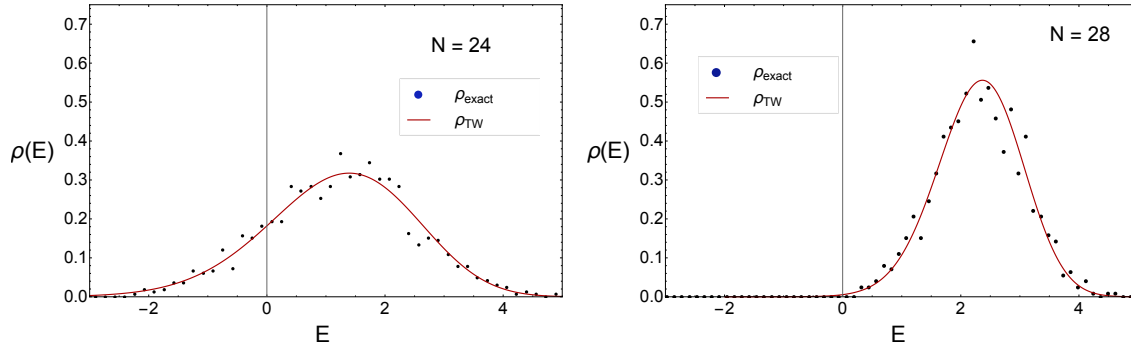


FIG. 4. Distribution of the lowest eigenvalue for $N = 24$ (left) and $N = 28$ (right) for an ensemble of 10^4 and 10^3 disorder realizations, respectively, compared to the random matrix prediction for the Tracy-Widom distribution. The position of the edge of the spectrum has been used as a fitting parameter whereas the overall scale of the distribution of the lowest eigenvalue has been set so average eigenvalue coincides with the average of the Tracy-Widom distribution. For $N = 24$ the fitted value of the edge is 22 percent larger than the average difference between the first and the second eigenvalue and for $N = 28$ it is 49 percent larger. The agreement is excellent which confirms that the low energy limit of the SYK model is fully ergodic and well described by random matrix theory.

the saddle point approximation, lead to a spectral density that grows exponentially for energies close, but not too close, to the ground state energy. This is considered to be a distinctive feature of quantum black holes in the semiclassical limit and also in conformal field theories through the Cardy formula. Our results confirm this feature for any q , beyond the perturbative approach of [1, 2]. In addition it predicts, also for any $q > 2$, that $\rho(E) \sim \sqrt{E - E_0}$ for $E \rightarrow E_0$. This square root edge, typical of random matrix ensembles has been found in Ref. [33, 48] but only in the slightly unphysical limit of $q \propto \sqrt{N}$.

In mesoscopic physics or quantum chaos the occurrence of random matrix theory it is related to full quantum ergodicity in the long time limit [44], namely, the system evolves, for sufficiently long times, to a structureless and fully entangled state where only global symmetries characterize the dynamics. These are dynamical features while the spectral density is only related to thermodynamical properties which requires further checks to confirm quantum ergodicity of the SYK model and its gravity dual. For that purpose we have studied level statistics in the infrared region where the spectral density is given by Eq. (25).

We note that level statistics of the SYK model already have been studied previously

[33, 41, 42]. However these papers focus only in the central part of the spectrum that it is not related to properties of the gravity dual. By contrast, we have studied the statistics of the low lying eigenvalues, namely, the infrared part of the spectrum. Since we are interested in long time dynamics of the order of the Heisenberg time, we investigate the level spacing distribution $P(s)$, defined as the probability to find two neighboring eigenvalues separated by a distance $s = (E_{i+1} - E_i)/\Delta$ where Δ is the mean level spacing Δ (see [42] for details of the calculation like the unfolding procedure). In Fig. 5 we depict results for $P(s)$ for $N = 24$ and $N = 32$ considering only 1.5% of the lowest eigenvalues. As in the central part of the spectrum [41, 42], it follows closely the prediction of the Gaussian Orthogonal Ensemble (GOE). The good agreement shows that the eigenvalues of the SYK Hamiltonian fluctuate according to random matrix theory all the way to the ground state region. This shows that the SYK Hamiltonian is chaotic in the infrared domain. This is a further confirmation of the full ergodicity of the SYK model in the long

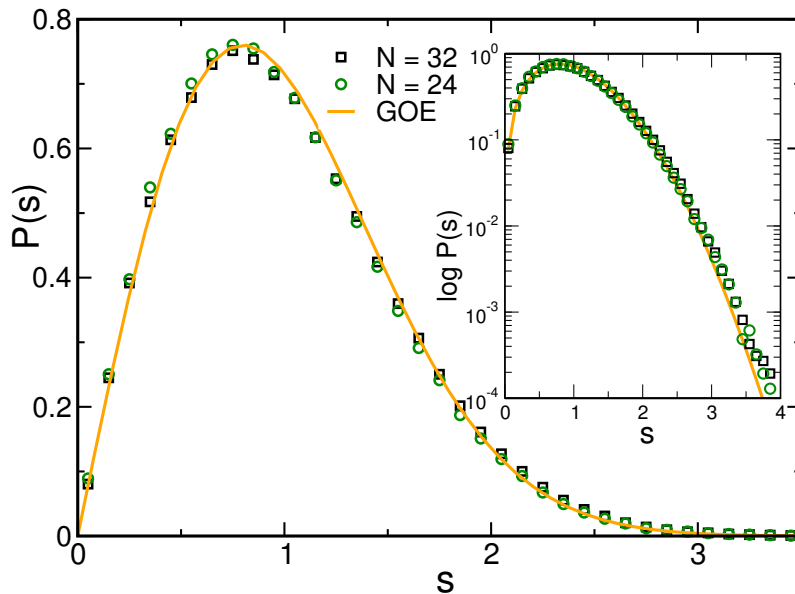


FIG. 5. Level spacing distribution $P(s)$ resulting from exact diagonalization of the SYK Hamiltonian Eq. (1) for $N = 32$ and 400 realizations (squares) and $N = 24$ and 10000 realizations (circles). We only consider the infrared part of the spectrum, about 1.5%, which is related to the gravity dual of the model. As in the bulk of the spectrum [41, 42], we observe excellent agreement with the Wigner surmise for the Gaussian Orthogonal Ensemble (GOE). This strongly suggests that full ergodicity, typical of quantum systems described by random matrix theory, is also a universal feature of quantum black holes.

time limit and, in agreement with the result of the previous section, that the distribution of the smallest eigenvalue is given by the Tracy-Widom distribution.

This is a strong indication that not only the SYK model but also its gravity dual, a certain type of quantum black hole, are systems whose long time dynamics only depends on global symmetries and always lead to a completely featureless and ergodic quantum state. It is well known that random matrix ensembles are characterized by global symmetries only. It would be interesting to explore whether a similar classification characterizes the long time dynamics of quantum black holes.

Nuclear physics is another area in which our results are of potential interest. A central feature of the excitations of complex nuclei is captured by Bethe's [49] expression that predicts an exponential growth of the density of states for energy close, but not too close, to the ground state. Interestingly, the exponential growth predicted by the Bethe formula is very similar to that of Eq. (25). Experimental results agree, at least qualitatively with this simple analytical expression. This is not fully understood because interactions are typically strong while Bethe's expression is derived assuming non-interacting fermions in a mean field potential. Our results help explain this puzzle as the exponential growth also occurs in the SYK model, and likely in generalizations thereof, in which fermions are strongly interacting. This is also a strong indication that holography may be a powerful tool to model certain aspects of the physics of strongly interacting nuclei.

IV. CONCLUSIONS

We have analytically computed the spectral density of the SYK model in the $N \gg 1$ limit by an explicit evaluation of the energy moments combined with the use of the Riordan-Touchard formula [45, 46]. For $N \gg 1$, and E not close to the ground state, it simplifies to $\rho(E) \sim \exp[2 \arcsin^2(E/E_0)/\log \eta]$. In the infrared limit, the analytical expression for the spectral density has a square root singularity, as in random matrix ensembles, followed by an exponential growth. Level statistics in this region are well described by random matrix theory for energy separations of the order of the Heisenberg time. Assuming that even in this deep quantum limit the SYK model still has a gravity dual, our results indicate that, for sufficiently long times, quantum black holes relax universally to a fully ergodic and structureless state where the dynamics is only dependent

on the global symmetries of the system. These are exactly the properties of compound nuclei which have a long history of being described in terms of random matrix theory.

ACKNOWLEDGMENTS

A.M.G. thanks Aurelio Bermúdez and Bruno Loureiro for illuminating discussions. This work acknowledges partial support from EPSRC, grant No. EP/I004637/1 (A.M.G.) and U.S. DOE Grant No. DE-FAG-88FR40388 (J.V.).

-
- [1] A. Kitaev, “A simple model of quantum holography,” KITP strings seminar and Entanglement 2015 program, 12 February, 7 April and 27 May 2015, <http://online.kitp.ucsb.edu/online/entangled15/>.
 - [2] J. Maldacena and D. Stanford, arXiv preprint arXiv:1604.07818 (2016).
 - [3] J. Polchinski and V. Rosenhaus, *Journal of High Energy Physics* **2016**, 1 (2016).
 - [4] J. Engelsöy, T. G. Mertens, and H. Verlinde, *Journal of High Energy Physics* **2016**, 1 (2016).
 - [5] A. Almheiri and J. Polchinski, *Journal of High Energy Physics* **2015**, 1 (2015).
 - [6] J. M. Magán, *Phys. Rev. Lett.* **116**, 030401 (2016).
 - [7] I. Danshita, M. Hanada, and M. Tezuka, arXiv preprint arXiv:1606.02454 (2016).
 - [8] D. Bagrets, A. Altland, and A. Kamenev, *Nuclear Physics B* **911**, 191 (2016).
 - [9] S. Sachdev, *Phys. Rev. X* **5**, 041025 (2015).
 - [10] D. J. Gross and V. Rosenhaus, (2016), arXiv:1610.01569 [hep-th].
 - [11] K. Jensen, *Phys. Rev. Lett.* **117**, 111601 (2016).
 - [12] J. Maldacena, *International journal of theoretical physics* **38**, 1113 (1999).
 - [13] O. Bohigas and J. Flores, *Physics Letters B* **34**, 261 (1971).
 - [14] O. Bohigas and J. Flores, *Physics Letters B* **35**, 383 (1971).
 - [15] J. French and S. Wong, *Physics Letters B* **33**, 449 (1970).
 - [16] J. French and S. Wong, *Physics Letters B* **35**, 5 (1971).
 - [17] V. Kota, *Physics Reports* **347**, 223 (2001).
 - [18] L. Benet and H. A. Weidenmüller, *Journal of Physics A: Mathematical and General* **36**, 3569 (2003).
 - [19] S. Sachdev and J. Ye, *Phys. Rev. Lett.* **70**, 3339 (1993).
 - [20] A. Jevicki, K. Suzuki, and J. Yoon, *Journal of High Energy Physics* **2016**, 1 (2016).
 - [21] E. Witten, (2016), arXiv:1610.09758 [hep-th].
 - [22] J. Maldacena, D. Stanford, and Z. Yang, arXiv preprint arXiv:1606.01857 (2016).

- [23] M. Berkooz, P. Narayan, M. Rozali, and J. Simn, (2016), arXiv:1610.02422 [hep-th].
- [24] W. Fu, D. Gaiotto, J. Maldacena, and S. Sachdev, Phys. Rev. **D95**, 026009 (2017), arXiv:1610.08917 [hep-th].
- [25] I. R. Klebanov and G. Tarnopolsky, (2016), arXiv:1611.08915 [hep-th].
- [26] T. Nishinaka and S. Terashima, (2016), arXiv:1611.10290 [hep-th].
- [27] C. Peng, M. Spradlin, and A. Volovich, (2016), arXiv:1612.03851 [hep-th].
- [28] Y. Liu, M. A. Nowak, and I. Zahed, (2016), arXiv:1612.05233 [hep-th].
- [29] G. Turiaci and H. Verlinde, (2017), arXiv:1701.00528 [hep-th].
- [30] J. M. Magan, (2016), arXiv:1612.06765 [hep-th].
- [31] A. R. Kolovsky and D. L. Shepelyansky, (2016), arXiv:1612.06630 [cond-mat.str-el].
- [32] S. Banerjee and E. Altman, (2016), arXiv:1610.04619 [cond-mat.str-el].
- [33] J. S. Cotler, G. Gur-Ari, M. Hanada, J. Polchinski, P. Saad, S. H. Shenker, D. Stanford, A. Streicher, and M. Tezuka, (2016), arXiv:1611.04650 [hep-th].
- [34] J. Maldacena, S. H. Shenker, and D. Stanford, arXiv preprint arXiv:1503.01409 (2015).
- [35] A. Larkin and Y. N. Ovchinnikov, Sov Phys JETP **28**, 1200 (1969).
- [36] T. von Egidy, A. N. Behkami, and H. H. Schmidt, Nucl. Phys. **A454**, 109 (1986).
- [37] R. U. Haq, A. Pandey, and O. Bohigas, Phys. Rev. Lett. **48**, 1086 (1982).
- [38] J. B. Garg, J. Rainwater, J. S. Petersen, and W. W. Havens, Phys. Rev. **134**, B985 (1964).
- [39] J. J. M. Verbaarschot, H. A. Weidenmuller, and M. R. Zirnbauer, Phys. Rept. **129**, 367 (1985).
- [40] P. A. Mello, P. Pereyra, and T. H. Seligman, Annals of Physics **161**, 254 (1985).
- [41] Y.-Z. You, A. W. Ludwig, and C. Xu, arXiv preprint arXiv:1602.06964 (2016).
- [42] A. M. García-García and J. J. M. Verbaarschot, Phys. Rev. D **94**, 126010 (2016).
- [43] F. Dyson, J. Math. Phys. **3**, 140 (1962).
- [44] T. Guhr, A. Mueller-Groeling, and H. A. Weidenmueller, Physics Reports **299**, 189 (1998).
- [45] J. Touchard, Canad. J. Math **4**, 25 (1952).
- [46] J. Riordan, Mathematics of Computation **29**, 215 (1975).
- [47] P. Flajolet and M. Noy, “Analytic combinatorics of chord diagrams,” in *Formal Power Series and Algebraic Combinatorics: 12th International Conference, FPSAC’00, Moscow, Russia, June 2000, Proceedings*, edited by D. Krob, A. A. Mikhalev, and A. V. Mikhalev (Springer Berlin Heidelberg, Berlin, Heidelberg, 2000) pp. 191–201.
- [48] L. Erdős and D. Schröder, Mathematical Physics, Analysis and Geometry **17**, 9164 (2014).
- [49] H. A. Bethe, Phys. Rev. **50**, 332 (1936).
- [50] C. A. Tracy and H. Widom, Communications in Mathematical Physics **159**, 151 (1994).