

Causality and Unitarity via the Tree-Loop Duality Relation

E. T. Tomboulis¹

Mani L. Bhaumik Institute for Theoretical Physics

Department of Physics and Astronomy, UCLA, Los Angeles, CA 90095-1547

Abstract

The tree-loop duality relation is used as a starting point to derive the constraints of causality and unitarity. Specifically, the Bogoliubov causality condition is ab initio derived at the individual graph level. It leads to a representation of a graph in terms of lower order cut graphs. Extracting the absorptive part gives then the general unitarity relation (Cutkosky rule). The derivation, being carried out directly in momentum space, holds for any local (polynomial) hermitian interaction vertices. This is in contrast to the technical difficulties arising from contact terms in the spacetime approach based on the largest time equation.

arXiv:1701.07052v2 [hep-th] 6 Jun 2017

¹e-mail: tomboulis@physics.ucla.edu

1 Introduction

The tree-loop duality (TLD) relation [1], [2] gives a representation of a generic loop graph in d dimensions as a sum of trees integrated over $(d - 1)$ -dimensional phase space, the trees arising from making all cuts with one cut per loop so as to open the diagram into a tree. The propagators in this representation have a modified (momentum dependent) $i\epsilon$ prescription. Reexpressing these propagators in terms of propagators with the standard $i\epsilon$ prescription leads back to the original Feynman tree-loop theorem [3], which includes all possible multiple cuts in each loop.

Such relations between loops and trees are useful in a variety of contexts. Since they are formulated directly in momentum space they offer an alternative avenue for the direct consideration of the singularity structure and the cancellation of UV and IR singularities in amplitudes, cf. [4], [5]. In [6], [7] numerical implementation of LTD was introduced and applied in the evaluation of multi-leg amplitudes.

In this paper we use the tree-loop relation to give ab initio derivations of the constraints of causality and unitarity at the individual graph level and in the presence of general local (polynomial) derivative interactions.

A general formulation of the causality requirement in quantum field theory is provided by the Bogoliubov causality condition (BCC) [8], [9]. This condition, formulated in terms of the S-matrix operator (evolution matrix), constraints amplitudes both in the timelike and spacelike region. It implies the usual ‘microcanonical’ causality condition of commutativity of operators at spacelike separations as a special case. In the original treatment [9] the unitarity condition $SS^\dagger = 1$ and the BCC equation (cf. (3.4) below) are imposed as fundamental constraints on the S -matrix operator. Just these two constraints are then shown to completely determine the structure of the S -matrix operator in perturbation theory, i.e., that it is given by the time-ordered exponential of a suitable interaction Lagrangian.

Most often, however, one is interested in the reverse problem, that is, given some Lagrangian and its associated Feynman rules to verify that the resulting amplitudes satisfy unitarity and causality. It turns out that the BCC by itself is rather powerful in this regard. If it holds for a given theory with a hermitian Lagrangian, then, the condition of unitarity turns out to be also satisfied. Furthermore, as noted above, the usual requirement of microcausality is also satisfied as a special case of the general BCC equation. The BCC equation implies, in fact, an exact representation of a graph in terms of Cutkosky cuts separating the graph into lower order pieces. This representation, quite distinct from that of the Feynman tree-loop or TLD representations, has other applications as well, e.g., a method of implementing the iterative cancellation of UV subdivergences in perturbative renormalization [10].

It should be noted here that, as it is well known, a general and rather elegant approach for deriving such results is provided by Veltman’s largest time equation [11]. This equation allows derivation of general cutting rules from which the BCC and the general unitarity relation can be obtained at the level of individual graphs and at all loop orders [11] [12]. This approach, however, runs into some technical difficulties in the presence of derivative interactions [12]. Because it is initially formulated in coordinate space such interactions, acting on theta functions specifying time direction, generate undesired contact terms spoiling straightforward

derivation. Such contact terms could in principle be cancelled by appropriate non-covariant counterterms, but, for general interactions and multi-loop diagrams, this can quickly become unmanageable. The approach based on the TLD relation, on the other hand, though less elegant, is formulated directly in momentum space, where derivative interaction appear as polynomials (entire functions) in momenta, and does not encounter any such difficulties.

We also note in this connection that, more recently, another approach to causality formulated directly in terms of retarded propagators has been given in [13]. It may be obtained via cutting rules in the Schwinger-Keldysh in-in formalism [14]. The relation to the BCC equation formulation is indicated in [15].

The paper is organized as follows. In section 2 we review TLD and its derivation. This serves mainly to establish our notations and present a variety of relations and identities involving different types of propagators that are needed in the sequel. In section 3 we briefly review the BBC and proceed to derive it from the TLD representation for 1-loop graphs. By combining both causal orderings of two particular vertices entering this equation we then obtain the BCC representation of a graph mentioned above. In section 4 we use this representation to obtain the unitarity relation by isolating the absorptive part. The microcausality condition is also shown to be implied by the BCC equations. In section 5 we present the extension to multi-loops by way of a 2-loop case that illustrates some new features appearing in higher loops. Section 6 contains some concluding remarks.

2 The tree-loop relation

Consider a generic 1-loop graph with N vertices. We denote by p_i the total external momentum flowing into the i -th vertex, $i = 1, \dots, N$ (Fig. 1). All external momenta are taken to

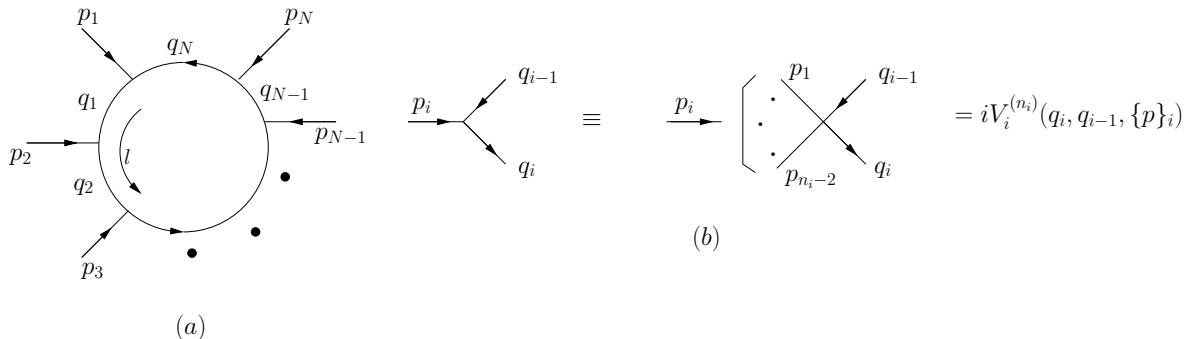


Figure 1: (a) General 1-loop graph; (b) vertices depicted in abbreviated form as shown.

be incoming and anti-clockwise ordered as shown. By momentum conservation we then have $\sum_{j=1}^N p_j = 0$. For a 1-loop graph the number of internal lines equals the number of vertices N . The internal line momenta, labeled $q_k = (q_{k0}, \mathbf{q}_k)$, then are

$$q_k = l + \sum_{j=1}^k p_j, \quad k = 1, \dots, N, \quad (2.1)$$

where l is the loop momentum taken to flow anti-clockwise. Note that $q_N = l$. The amplitude for the general 1-loop graph in d spacetime dimensions is then given by

$$A(\{p\}_N) = \int \frac{d^d l}{(2\pi)^d} \prod_{i=1}^N iV_i^{(n_i)}(q_i, q_{i-1}, \{p\}_i) \Delta(q_i). \quad (2.2)$$

Here $\{p\}_N$ labels the set of all external momenta. $\Delta(q)$ denotes the usual causal (Feynman) propagator:

$$\Delta(k) = \frac{i}{(k^2 - m^2 + i\epsilon)}. \quad (2.3)$$

$V_i^{(n_i)}(q_i, q_{i-1}, \{p\}_i)$ denotes the i -th vertex factor with n_i legs and with $\{p\}_i$ standing for the set of the $(n_i - 2)$ external momenta, of total momentum p_i , flowing into the vertex (Fig. 1(b)). It is taken to be a real polynomial in its momentum arguments. For notational simplicity we take scalar vertex factors, the (basically trivial) generalization to tensor V 's adding nothing new in the following. We assume that (2.2) is appropriately regulated so that it is UV finite. Dimensional regularization or, alternatively, Pauli-Villars (PV) regularization may be used; in the latter case the appropriate number of subtractions in (2.2) with the mass m replaced by the regulator masses is implicitly assumed.

We proceed to carry out the integration over the time component l_0 of the loop momentum by closing the integration contour at infinity. This, of course, assumes that the integrand is sufficiently convergent to give vanishing contribution from the contour at infinity. This, in general, is the case if the regulated integral (2.2) is UV finite. The integrand in (2.2) possesses poles at

$$q_{k0}^\pm = \pm \sqrt{\omega_{\mathbf{q}_k}^2 - i\epsilon} \quad \text{with} \quad \omega_{\mathbf{q}_k} = +\sqrt{\mathbf{q}_k^2 + m^2}. \quad (2.4)$$

We close the contour in the l_0 lower half-plane (l.h.p.). At the l.h.p. pole q_{k0}^+ of the k -th internal line one then finds

$$[\text{Res}(\Delta(q_k))]_{k\text{-th pole}} = \frac{i}{2\omega_{\mathbf{q}_k}} = i \int dl_0 \theta(q_{k0}) \delta(q_k^2 - m^2) \quad (2.5)$$

and

$$[q_j^2 - m^2 + i\epsilon]_{q_{k0}^+} = [q_j^2 - m^2 - i\epsilon(q_{j0} - q_{k0})/\omega_{\mathbf{q}_k}]_{q_{k0}=\omega_{\mathbf{q}_k}}. \quad (2.6)$$

Note that $(q_j - q_k)$ is a linear combination of only the external momenta. Similarly, for the arguments of $V_i^{(n_i)}$ at the k -th pole one sets

$$q_j|_{q_{k0}=\omega_{\mathbf{q}_k}} = [q_k + (q_j - q_k)]_{q_{k0}=\omega_{\mathbf{q}_k}} \quad (2.7)$$

since, the vertex functions being entire, the ϵ 's are irrelevant. Combining (2.5), (2.6) and (2.7) the residue theorem applied to (2.2) gives

$$A(\{p\}_N) = \sum_{k=1}^N \int \frac{d^d l}{(2\pi)^d} \widehat{\delta}^+(q_k) \prod_{i=1}^N iV_i^{(n_i)}(q_i, q_{i-1}, \{p\}_i) \prod_{\substack{j=1 \\ j \neq k}}^N \Delta(q_j, \tilde{\epsilon}(q_j, q_k)), \quad (2.8)$$

where we introduced the notations

$$\Delta(q_j, \tilde{\epsilon}(q_j, q_k)) \equiv \frac{i}{q_j^2 - m^2 - i\epsilon(q_{j0} - q_{k0})/\omega_{\mathbf{q}_k}} \quad (2.9)$$

and

$$\hat{\delta}^\pm(k) \equiv 2\pi\delta^\pm(k^2 - m^2) = 2\pi\theta(\pm k_0)\delta(k^2 - m^2). \quad (2.10)$$

We note in passing that in (2.9) $\omega_{\mathbf{q}_k}$, being positive, may be absorbed into the infinitesimal ϵ , i.e., one may replace $\epsilon/\omega_{\mathbf{q}_k} \rightarrow \epsilon$. The factor $(q_{j0} - q_{k0})$, on the other hand, which can be of either sign, is crucial for locating the poles in (2.9). One may also write $i\epsilon(q_{j0} - q_{k0})$ in a covariant form by introducing an auxiliary time-like vector [1] but this will not be needed for our purposes here.

(2.8) represents the original 1-loop amplitude as a sum over single cuts that convert it to a sum of trees integrated over one-body phase space. It has therefore been referred to in the literature by the somewhat ponderous name of “loop-tree duality theorem”. The result at 1-loop level is actually elementary, the only subtlety involved being keeping track of the $i\epsilon$'s in evaluating a propagator at the pole of another propagator. Nonetheless, this loop-to-tree reduction, and its higher loop extension, turns out to be rather useful in several contexts as noted above. It should be pointed out in this connection that the cut introduced in (2.8) is indeed a standard Cutkosky cut (Fig. 2).

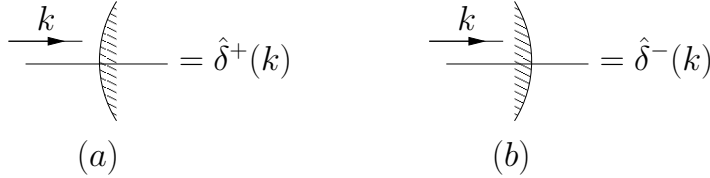


Figure 2: Graphical depiction of Cutkosky cuts: (a) positive; (b) negative. Energy flows from the unshaded to the shaded side.

The propagator (2.9) is related to the one with the usual $i\epsilon$ prescription by the relation²

$$\Delta(q_j, \tilde{\epsilon}(q_j, q_k)) = \Delta(q_j) - 2\pi\theta(q_{j0} - q_{k0})\delta(q_j^2 - m^2). \quad (2.11)$$

Similarly, one has

$$\Delta(q_j, \tilde{\epsilon}(q_j, q_k)) = -\Delta^*(q_j) + 2\pi\theta(-(q_{j0} - q_{k0}))\delta(q_j^2 - m^2). \quad (2.12)$$

Since $\tilde{\epsilon}(q_j, q_k) = -\tilde{\epsilon}(q_k, q_j)$ one can also write

$$\Delta(q_j, -\tilde{\epsilon}(q_j, q_k)) = \Delta(q_j) - 2\pi\theta(-(q_{j0} - q_{k0}))\delta(q_j^2 - m^2) \quad (2.13)$$

$$\Delta(q_j, -\tilde{\epsilon}(q_j, q_k)) = -\Delta^*(q_j) + 2\pi\theta(q_{j0} - q_{k0})\delta(q_j^2 - m^2). \quad (2.14)$$

²(2.11) - (2.14) and (2.16) below are straightforwardly obtained from the Plemelj-Dirac formula:

$$\frac{1}{x \mp i\epsilon} = \text{P} \left(\frac{1}{x} \right) \pm i\pi\delta(x).$$

The relations (2.11) - (2.14) will be useful for us in the sequel.

Inserting (2.11) in (2.8) and expanding one regains the original Feynman tree-loop relation which expresses a loop integral as a sum over up to N cuts. (In physical amplitudes some of these multiple cuts may give zero contribution for kinematical reasons.) The relation to the Feynman tree theorem is extensively discussed in [1].

It is also very useful to consider the advanced and retarded propagators given, respectively, by:

$$\Delta_A(q) = \frac{i}{q^2 - m^2 - i\epsilon q_0}, \quad \Delta_R(q) = \frac{i}{q^2 - m^2 + i\epsilon q_0}. \quad (2.15)$$

$\Delta_R(q)$ has poles only in the l.h.p., whereas $\Delta_A(q)$ has poles only in the upper half plane (u.h.p.). One has the relations

$$\Delta_A(q) = -\Delta_R^*(q) = \Delta_R(-q) \quad (2.16)$$

and

$$\Delta_R(q) = \Delta(q) - \widehat{\delta}^-(q), \quad \Delta_A(q) = \Delta(q) - \widehat{\delta}^+(q). \quad (2.17)$$

In fact, the original Feynman derivation is based on the relation (2.17).

Let Q denote a set of internal lines. In the following we will conveniently use the label Q for both a set of lines and the set of internal momenta $\{q_1, q_2, \dots\}$ they carry. We also introduce the notations

$$\Delta(Q) \equiv \prod_{j \in Q} \Delta(q_j), \quad \Delta_{A(R)}(Q) \equiv \prod_{j \in Q} \Delta_{A(R)}(q_j) \quad (2.18)$$

and

$$\widehat{\Delta}^\pm(Q) \equiv \sum_{k \in Q} \widehat{\delta}^\pm(q_k) \prod_{\substack{j \in Q \\ j \neq k}} \Delta(q_j, \pm \tilde{\epsilon}(q_j, q_k)). \quad (2.19)$$

Then

$$\Delta_A(Q) = \Delta(Q) - \widehat{\Delta}^+(Q). \quad (2.20)$$

This rather non-trivial relation was proved in [2]. From (2.16) one then also has

$$\Delta_R(Q) = \Delta(Q) - \widehat{\Delta}^-(Q). \quad (2.21)$$

(2.20) and (2.21) reduce, of course, to (2.17) in the special case of Q consisting of one line.

Further very useful relations follow [2] by iterating (2.20) and (2.21). Thus, consider

$$\begin{aligned} \widehat{\Delta}^+(Q_1 \cup Q_2) &= -\Delta_A(Q_1 \cup Q_2) + \Delta(Q_1 \cup Q_2) = -\prod_{i=1,2} \Delta_A(Q_i) + \prod_{i=1,2} \Delta(Q_i) \\ &= -\prod_{i=1,2} [\Delta(Q_i) - \widehat{\Delta}^+(Q_i)] + \prod_{i=1,2} \Delta(Q_i) \end{aligned} \quad (2.22)$$

where (2.20) was used in the first line and then once again in the second line. Expanding one obtains

$$\widehat{\Delta}^+(Q_1 \cup Q_2) = -\widehat{\Delta}^+(Q_1)\widehat{\Delta}^+(Q_2) + \widehat{\Delta}^+(Q_1)\Delta(Q_2) + \Delta(Q_1)\widehat{\Delta}^+(Q_2). \quad (2.23)$$

This may be obviously extended to the union of any family Q_1, \dots, Q_n of sets of lines.

Employing (2.20) allows a short derivation of the loop-tree relation (2.8) close in spirit to the original Feynman argument [3]. Replace in (2.2) each factor $\Delta(q_i)$ by $\Delta_A(q_i)$, and proceed as before to carry out the integration over l_0 by closing the contour in the l.h.p. Since $\Delta_A(q)$ has no poles in the l.h.p. the result of the integration is now equal to zero:

$$\int \frac{d^d l}{(2\pi)^d} \prod_{i=1}^N iV_i^{(n_i)}(q_i, q_{i-1}, \{p\}_i) \prod_{j=1}^N \Delta_A(q_j) = 0. \quad (2.24)$$

Using (2.20) in (2.24), with the set Q consisting of all N internal lines, one immediately obtains (2.8).

Extension of the tree-loop duality relation to two and higher loop order [2] gives a representation of a graph in terms of cuts that open the multiloop diagram into a tree integrated over multiple-body phase space. (2.23) and its generalizations are useful in this extension (cf. section 5). In our application to BCC and unitarity below 1-loop diagrams already result into a 2-loop tree-loop relation.

3 Causality

3.1 The Bogoliubov causality condition

A general statement of the requirement of causality in quantum field theory is provided by the BCC [8] [9]. The BCC is arrived at by considering a spacetime interaction region G split into two complimentary subregions G_1 and G_2 separated by a space-like surface at some fixed time t ; points in G_2 are at later and points in G_1 at earlier times than t . The strength of the interaction may be varied by replacing the interaction Lagrangian \mathcal{L} by $g(x)\mathcal{L}$, where $g(x)$ is a real function in the range $[0, 1]$. The notion of causality is then introduced by requiring that variations of $g(x)$ in G_2 do not affect the dynamics in G_1 . This requirement is expressed in terms of the S -matrix operator (evolution operator) and amounts to its factorization between G_2 and G_1 . Now, for two spacetime events x, y , the statement $y^0 > x^0$ translates into two relativistically invariant possibilities: either y is in the causal future of x (in or on the future light cone of x): $x \prec y$; or x and y are separated by a spacelike interval: $x \sim y$. With $S = S[g]$ as a functional of $g(x)$ then, the above causality requirement can be stated in the form [9]

$$\frac{\delta}{\delta g(x)} \left(\frac{\delta S}{\delta g(y)} S^\dagger \right) = 0, \quad x \prec y. \quad (3.1)$$

This may be written in the equivalent form

$$\frac{\delta}{\delta g(y)} \left(S^\dagger \frac{\delta S}{\delta g(x)} \right) = 0, \quad x \prec y, \quad (3.2)$$

by use of the relation

$$\frac{\delta S}{\delta g(x)} S^\dagger = -S \frac{\delta S^\dagger}{\delta g(x)} \quad (3.3)$$

implied by the unitarity condition $SS^\dagger = 1$. (3.2) is more convenient for us in the following. Explicitly then,

$$S^\dagger \frac{\delta^2 S}{\delta g(x)\delta g(y)} + \frac{\delta S^\dagger}{\delta g(y)} \frac{\delta S}{\delta g(x)} = 0, \quad x \lesssim y. \quad (3.4)$$

It is also useful to note here the hermitian conjugate of (3.4) which expresses the causality condition interchanging S with S^\dagger amplitudes:

$$\frac{\delta^2 S^\dagger}{\delta g(x)\delta g(y)} S + \frac{\delta S^\dagger}{\delta g(x)} \frac{\delta S}{\delta g(y)} = 0, \quad x \lesssim y. \quad (3.5)$$

The differentiations w.r.t. g pick out two interaction vertices to be time-ordered, after which one may set $g(x) = 1$. Matrix elements of (3.4) between given initial and final states may then be computed to any order in perturbation theory after imposing the time ordering by a theta-function insertion, multiplying with the appropriate external leg wave functions and passing over to momentum space.

It should be noted that (3.4) is more general than the usual ‘‘microcausality’’ requirement of commutativity of operators at spacelike separations. In contrast to the latter BCC constraints dynamics both in the timelike and the spacelike region, and, indeed, implies microcausality. To extract the microcausality condition subtract (3.5) from (3.4), then, with reversed time ordering, subtract (3.4) and add (3.5). One then obtains

$$\begin{aligned} & \left(S^\dagger \frac{\delta^2 S}{\delta g(x)\delta g(y)} - \frac{\delta^2 S^\dagger}{\delta g(x)\delta g(y)} S \right) \theta(y^0 - x^0) - \left(S^\dagger \frac{\delta^2 S}{\delta g(y)\delta g(x)} - \frac{\delta^2 S^\dagger}{\delta g(y)\delta g(x)} S \right) \theta(x^0 - y^0) \\ &= - \left(\frac{\delta S^\dagger}{\delta g(y)} \frac{\delta S}{\delta g(x)} - \frac{\delta S^\dagger}{\delta g(x)} \frac{\delta S}{\delta g(y)} \right) \end{aligned} \quad (3.6)$$

Now, for $x \sim y$ the l.h.s. of (3.6) vanishes it is easily seen³ by going from a frame where $(y^0 - x^0) > 0$ to a frame where $(y^0 - x^0) < 0$. Thus,

$$\left(\frac{\delta S^\dagger}{\delta g(y)} \frac{\delta S}{\delta g(x)} - \frac{\delta S^\dagger}{\delta g(x)} \frac{\delta S}{\delta g(y)} \right) = 0, \quad x \sim y. \quad (3.7)$$

This is the statement of microcausality.

As mentioned in section 1 above, in the original treatment [9] the unitarity condition $SS^\dagger = 1$ and the causality condition (3.4) are imposed as fundamental constraints on the S -matrix operator, which then determine its structure in perturbation theory. In practice, however, one is usually interested in verifying that Feynman rules for some particular theory satisfy these constraints. The formulation via the BCC is particularly well-suited for this. This is due to the flexibility afforded through the introduction of the variable coupling device. This allows picking out all or some subset of the interaction terms in the Lagrangian or even individual insertions of certain vertices in the perturbative expansion. This implies that the conditions can be stated even in terms of individual graphs, as realized in [11].

³Under a Lorentz transformation $x \rightarrow Lx$, g transforms as $g'(x) = g(L^{-1}x)$ (i.e., a scalar function), and $S[g'] = U_L S[g] U_L^\dagger$ where U_L is the corresponding unitary operator transforming the field states [9].

3.2 Derivation of BCC via tree-loop duality

Our goal here then is to derive (3.4) ab initio using tree-loop duality. Consider a 1-loop contribution to a S-matrix amplitude given by the general 1-loop graph (2.2), Fig. 1. All external moment p_i are now on-shell with a subset $\{p_1, \dots, p_r\}$ taken as incoming and a subset $\{p_{r+1}, \dots, p_N\}$ as outgoing: $\sum_i^r p_i - \sum_{r+1}^N p_i = 0$. Correspondingly, the internal momenta q_i are split into two sets: $Q_I = \{q_1, \dots, q_r\}$ and $Q_{II} = \{q_{r+1}, \dots, q_N\}$. We use the labels Q_I, Q_{II} to denote the two sets of internal momenta as well as the corresponding internal lines.

To derive the BBC equation for such an amplitude we consider the related amplitude (Fig. 3 (a)):

$$I_+(\{p\}_N) = \int \frac{d^d l}{(2\pi)^d} \frac{d^d k}{(2\pi)^d} \delta^{(d-1)}(\mathbf{k}) \frac{i}{k_0 + i\epsilon} \prod_{i=1}^N iV_i^{(n_i)}(q_i, q_{i-1}, \{p\}_i) \Delta(q_i). \quad (3.8)$$

Here the internal momenta are

$$q_i = l + \sum_{j=1}^i p_j \equiv l + P_i, \quad i \in Q_I; \quad q_i = l + k + \left(\sum_{j=1}^r p_j - \sum_{j=r+1}^i p_j \right) \equiv l + k + P_i, \quad i \in Q_{II}, \quad (3.9)$$

with the loop momentum l taken to flow anti-clockwise. Note that $q_N = l + k$. The addi-

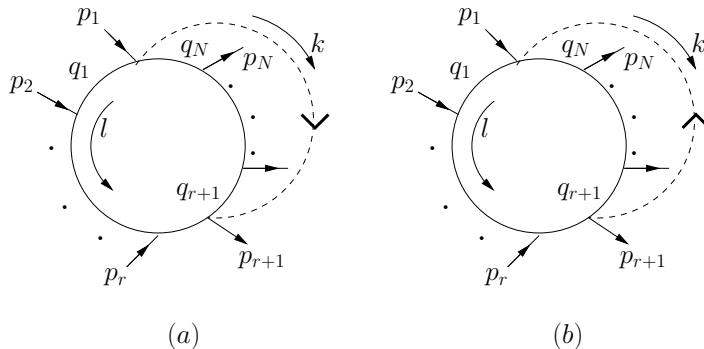


Figure 3: (a) S-matrix amplitude with ordered pair of vertices entering the BCC equation (see text); (b) the same amplitude with opposite ordering.

tional (non-covariant) propagator in (3.8) is defined in Fig. 4. The $1/2\pi$ normalization of the $d^d k$ integration is left after cancellation of the usual $(1/2\pi)^d$ against the corresponding $(2\pi)^{d-1} \delta^{(d-1)}(\mathbf{k})$ normalization.

We now proceed to apply the tree-loop result (2.8) to the amplitude (3.8), which means an application to a 2-loop case. We first carry out the k_0 integration in (3.8) by closing the k_0 -contour in the u.h.p. Only the poles in $\Delta(q_i)$ with $i \in Q_{II}$ then contribute. One may straightforwardly evaluate their contribution in the analogous manner to (2.5) - (2.8). Equivalently, and more concisely, one may proceed in analogy to (2.24). In the present case one makes use of (2.21) by replacing all $\Delta(q_i)$ in (3.8) by $\Delta_R(q_i)$ if $i \in Q_{II}$. Closing the

$$\begin{aligned}
\text{(a)} \quad \xrightarrow{k} \text{---} \text{---} \text{---} \text{---} \text{---} \text{---} \text{---} \text{---} \text{---} \text{---} &= \frac{1}{2\pi} \left(\frac{i}{k_0 + i\epsilon} \right) \delta^{(3)}(\mathbf{k}) \\
\text{(b)} \quad \text{---} \text{---} \text{---} \text{---} \text{---} \text{---} \text{---} \text{---} \text{---} \text{---} \text{---} \text{---} &= \frac{1}{2\pi} \left(\frac{-i}{k_0 - i\epsilon} \right) \delta^{(3)}(\mathbf{k})
\end{aligned}$$

Figure 4: Propagator connecting ordered pair of vertices; (a) and (b) depicting the two possible orderings.

contour in the u.h.p. now gives zero since no poles are enclosed. Substituting (2.21) then gives

$$\begin{aligned}
I_+(\{p\}_N) &= \sum_{n \in Q_{II}} \int \frac{d^d l}{(2\pi)^d} \frac{d^d k}{(2\pi)^d} \delta^{(d-1)}(\mathbf{k}) \hat{\delta}^-(q_n) \frac{i}{k_0 + i\epsilon} \\
&\quad \cdot \prod_{s=1}^N iV_s^{(n_s)}(q_s, q_{s-1}, \{p\}_i) \prod_{\substack{j \in Q_{II} \\ j \neq n}} \Delta(q_j, -\tilde{\epsilon}(q_j, q_n)) \prod_{i \in Q_I} \Delta(q_i). \quad (3.10)
\end{aligned}$$

In each term in the sum in (3.10) we have a $\hat{\delta}^-(q_n)$ cut (cf. Fig. 2) on a line $n \in Q_{II}$. The internal lines $j \in Q_{II}$, $j \neq n$ are split into two sets, those on the shaded side of the cut with $j < n$, and those on the unshaded side with $j > n$.

Consider first the shaded side, $j < n$. From (3.9) one has $q_{j0} - q_{n0} = \sum_{i=j}^n p_{i0} > 0$. Hence, starting with the first line, $j = n - 1$, replacing the propagator $\Delta(q_j, -\tilde{\epsilon}(q_j, q_n))$ in (3.10) by the relation (2.14) we get two terms: one with propagator $(-\Delta^*(q_{n-1}))$; and another with a cut $2\pi\delta(q_{n-1}^2 - m^2) = \hat{\delta}^+(q_{n-1}) + \hat{\delta}^-(q_{n-1})$. Now, in the latter term, it is easily seen that, when combined with the $\hat{\delta}^-(q_n)$ cut in (3.10), the $\hat{\delta}^+(q_{n-1})$ contribution is kinematically allowed but, for stable particles, the $\hat{\delta}^-(q_{n-1})$ contribution is not (cut lines and external legs (here outgoing) are on shell). Thus, in the presence of the $\hat{\delta}^-(q_n)$ cut in (3.10) we have:

$$\begin{aligned}
\hat{\delta}^-(q_n) \prod_{\substack{j \in Q_{II} \\ j < n}} \Delta(q_j, -\tilde{\epsilon}(q_j, q_n)) &= \hat{\delta}^-(q_n) (-\Delta^*(q_{n-1})) \prod_{\substack{j \in Q_{II} \\ j < (n-1)}} \Delta(q_j, -\tilde{\epsilon}(q_j, q_n)) \\
&\quad + \hat{\delta}^-(q_n) \hat{\delta}^+(q_{n-1}) \prod_{\substack{j \in Q_{II} \\ j < (n-1)}} \Delta(q_j, -\tilde{\epsilon}(q_j, q_n)). \quad (3.11)
\end{aligned}$$

In the second term for each factor in the product, i.e., for each propagator $\Delta(q_j, -\tilde{\epsilon}(q_j, q_n))$ on the unshaded side of the $\hat{\delta}^+(q_{n-1})$ cut, we now use the relation (2.13). Since, as noted above, $q_{j0} - q_{n0} > 0$ for $j < n$ the second term becomes

$$\hat{\delta}^-(q_n) \hat{\delta}^+(q_{n-1}) \prod_{\substack{j \in Q_{II} \\ j < (n-1)}} \Delta(q_j, -\tilde{\epsilon}(q_j, q_n)) = \hat{\delta}^-(q_n) \hat{\delta}^+(q_{n-1}) \prod_{\substack{j \in Q_{II} \\ j < (n-1)}} \Delta(q_j). \quad (3.12)$$

We can now apply this reduction process to the remaining product of $\Delta(q_j, -\tilde{\epsilon}(q_j, q_n))$ propagators in the first term in (3.11). Iterating we can thus reduce the l.h.s. of (3.11) to only

products of $\Delta(q_j)$ and $\Delta^*(q_j)$'s:

$$\begin{aligned} \widehat{\delta}^-(q_n) \prod_{\substack{j \in Q_{II} \\ j < n}} \Delta(q_j, -\tilde{\epsilon}(q_j, q_n)) &= \widehat{\delta}^-(q_n) \prod_{\substack{j \in Q_{II} \\ j < n}} (-\Delta^*(q_j)) \\ &+ \sum_{\substack{m \in Q_{II} \\ m < n}} \widehat{\delta}^-(q_n) \widehat{\delta}^+(q_m) \prod_{\substack{j \in Q_{II} \\ n > j > m}} (-\Delta^*(q_j)) \prod_{\substack{k \in Q_{II} \\ m > k}} \Delta(q_k). \end{aligned} \quad (3.13)$$

Going back to (3.10) consider next the unshaded side of the $\widehat{\delta}^-(q_n)$ cut. We now have $j > n$, and thus $q_{j0} - q_{n0} = -\sum_{i=n}^j p_{i0} < 0$. Using the relation (2.13), we again get $2\pi\delta(q_j^2 - m^2) = \widehat{\delta}^+(q_j) + \widehat{\delta}^-(q_j)$ terms. In this case, however, when combined with the $\widehat{\delta}^-(q_n)$ factor already present in (3.10), both $\widehat{\delta}^\pm(q_j)$ contributions are easily seen to be not kinematically allowed by energy and momentum conservation constraints. Thus, we can write

$$\widehat{\delta}^-(q_n) \prod_{\substack{j \in Q_{II} \\ j > n}} \Delta(q_j, -\tilde{\epsilon}(q_j, q_n)) = \widehat{\delta}^-(q_n) \prod_{\substack{j \in Q_{II} \\ j > n}} \Delta(q_j). \quad (3.14)$$

Combining (3.13) and (3.14) and substituting in (3.10) we obtain

$$I_+(\{p\}_N) = \sum_{n \in Q_{II}} I_+^{(n)}(\{p\}_N) + \sum_{\substack{n, m \in Q_{II} \\ n > m}} I_+^{(n, m)}(\{p\}_N) \quad (3.15a)$$

$$= \sum_{n \in Q_{II}} \text{Diagram 1} + \sum_{n, m \in Q_{II}} \text{Diagram 2} \quad (3.15b)$$

where

$$\begin{aligned} I_+^{(n)}(\{p\}_N) &= \int \frac{d^d l}{(2\pi)^d} \frac{d^d k}{(2\pi)^d} \delta^{(d-1)}(\mathbf{k}) \widehat{\delta}^-(q_n) \frac{i}{k_0 + i\epsilon} \\ &\cdot \prod_{s=1}^N iV_s^{(n_s)}(q_s, q_{s-1}, \{p\}_i) \prod_{\substack{j \in Q_{II} \\ j > n}} \Delta(q_j) \prod_{\substack{j \in Q_{II} \\ j < n}} (-\Delta^*(q_j)) \prod_{i \in Q_I} \Delta(q_i) \end{aligned} \quad (3.16)$$

and

$$\begin{aligned} I_+^{(n, m)}(\{p\}_N) &= \int \frac{d^d l}{(2\pi)^d} \frac{d^d k}{(2\pi)^d} \delta^{(d-1)}(\mathbf{k}) \widehat{\delta}^-(q_n) \widehat{\delta}^+(q_m) \frac{i}{k_0 + i\epsilon} \\ &\cdot \prod_{s=1}^N iV_s^{(n_s)}(q_s, q_{s-1}, \{p\}_i) \prod_{\substack{j \in Q_{II} \\ j > n}} \Delta(q_j) \prod_{\substack{j \in Q_{II} \\ n > j > m}} (-\Delta^*(q_j)) \prod_{\substack{k \in Q_{II} \\ m > k}} \Delta(q_k) \prod_{i \in Q_I} \Delta(q_i). \end{aligned} \quad (3.17)$$

(3.15b) gives a graphical representation of $I_+^{(n)}(\{p\}_N)$ and $I_+^{(n, m)}(\{p\}_N)$. To avoid clutter all external lines are not explicitly shown. The label “-*” indicates that propagators on the shaded side of cuts in Q_{II} are given by $-\Delta^*$.

Note that in the integrand of each $I_+^{(n,m)}$ term the two cuts serve to render the k_0 and l_0 integrations trivial, i.e., they fix both the k_0 and l_0 components. Furthermore, the two individual cuts are correctly aligned (relative to their shaded sides) to form a single Cutkosky cut separating the original graph into two pieces. We, therefore, need not work out these terms any further.

The $I_+^{(n)}$ terms, on the other hand, contain one cut, which amounts to fixing the k_0 component only. To convert them also to 2-cut terms we need to carry out the l_0 integration. Consider then the general $I_+^{(n)}$ term (3.16). After conveniently rerouting the l momentum so that $q_j = k + P_j$, $j \in Q_{II}$, we close the l_0 contour in the l.h.p.; the only enclosed poles are then the l.h.p. poles in propagators on internal lines in Q_I . The l_0 integration is again most efficiently done by replacing $\Delta(Q_I)$ in (3.16) by $\Delta_A(Q_I)$. Since the latter have no poles in the l.h.p. the result is zero, and using the relation (2.20) results in the replacement

$$\prod_{i \in Q_I} \Delta(q_i) \rightarrow \sum_{m \in Q_I} \widehat{\delta}^+(q_m) \prod_{\substack{i \in Q_I \\ i \neq m}} \Delta(q_i, \tilde{\epsilon}(q_i, q_m))$$

in (3.16). We then proceed as above to reduce all $\Delta(q_i, \tilde{\epsilon}(q_i, q_m))$ propagators in Q_I . Consider first the internal lines in Q_I on the shaded side of the $\widehat{\delta}^+(q_m)$ cut and use relation (2.12). Here $i > m$, so $q_{i0} - q_{m0} = \sum_{k=m}^i p_{k0} > 0$ and, hence, there is no δ -function contribution in (2.12). On the unshaded side of the $\widehat{\delta}^+(q_m)$ cut use relation (2.11). Now $i < m$ and so $q_{i0} - q_{m0} = -\sum_{k=i}^m p_{k0} < 0$. Hence, no δ -function contribution survives in (2.11) either. Thus, after a shift to the original momenta routing, we can express $I_+^{(n)}(\{p\}_N)$ also as a sum of 2-cut integrals:

$$I_+^{(n)}(\{p\}_N) = \sum_{m \in Q_I} \int \frac{d^d l}{(2\pi)^d} \frac{d^d k}{(2\pi)^d} \delta^{(d-1)}(\mathbf{k}) \widehat{\delta}^-(q_n) \widehat{\delta}^+(q_m) \frac{i}{k_0 + i\epsilon} \\ \cdot \prod_{s=1}^N iV_s^{(n_s)}(q_s, q_{s-1}, \{p\}_i) \prod_{\substack{j \in Q_{II} \\ j > n}} \Delta(q_j) \prod_{\substack{j \in Q_{II} \\ j < n}} (-\Delta^*(q_j)) \prod_{\substack{i \in Q_I \\ i < m}} \Delta(q_i) \prod_{\substack{i \in Q_I \\ i > m}} (-\Delta^*(q_i)). \quad (3.18)$$

The two cuts in (3.18) are properly aligned so that they combine to form a single Cutkosky cut separating the original graph into two pieces. Now, collecting the minus signs in front of the Δ^* factors on the r.h.s. of (3.18) results in a factor $(-1)^{(n-m-1)} = -(-1)^{(n-m)}$. Since $(n-m)$ is the number of vertices on the shaded side bounded by the two cuts, we see that this factor amounts to the substitution $iV_s \rightarrow -iV_s$ with one overall minus sign left. The same holds for the corresponding minus signs on the r.h.s. of (3.17).

We thus see that, apart from an overall minus sign, $I_+^{(n,m)}(\{p\}_N)$, eq. (3.17), is the expression for the graph sliced by a cut within the set Q_{II} of internal lines; whereas each term in $I_+^{(n)}(\{p\}_N)$, eq. (3.18), is the expression for the graph with a cut slicing the set $Q_I \cup Q_{II}$. In both cases propagators and vertices on the unshaded side of a cut are given by the Feynman rules for S , whereas on the shaded side by those for S^\dagger .

Substituting (3.17) and (3.18) in (3.15) the result may be expressed by the graphical equation:

$$\begin{array}{c} \text{Circle with dashed line and vertex on right} \end{array} = -\sum \begin{array}{c} \text{Circle with dashed line and vertex on right, shaded left} \end{array} - \sum \begin{array}{c} \text{Circle with dashed line and vertex on right, shaded left and diagonal line} \end{array} \quad (3.19)$$

Again, external legs are not depicted explicitly in (3.19) (and in similar equations below).⁴ The sums on the r.h.s. are over all cuts placed in the direction and positions indicated. The graphical conventions incorporate the rules arrived at above, i.e., *propagators and vertices on the unshaded side of cuts are given by the Feynman rules for S (i.e., propagators $\Delta(q)$, vertices iV), whereas on the shaded side by those for S^\dagger , (i.e., propagators $\Delta^*(q)$, vertices $V^* = -iV$).* Energy always flows from the unshaded to the shaded side.

(3.19) is the BCC equation for the 1-loop amplitude (2.2) [11]. It gives the contribution to the corresponding matrix elements of (3.4) at 1-loop level. Specifically, the term on the l.h.s. of (3.19) gives the contribution of the unity term in $S^\dagger = 1 - iT^\dagger$ in the first term on the l.h.s. in (3.4); whereas, the first term on the r.h.s. in (3.19) gives the iT^\dagger contribution to the first term on the l.h.s. in (3.4). The second term on the r.h.s. of (3.19) then gives the contribution to the second term on the l.h.s. of (3.4). The time-ordering constraint is incorporated by the presence of the propagator defined in Fig. 4.

(3.19) was obtained for non-derivative interactions in [11] via the largest time equation. We have derived it here in the presence of derivative interactions via TLD. For future reference, it should be noted that external legs (not explicitly shown) attached to the two selected vertices joined by the ordering propagator (broken line) in (3.19) can be taken off shell - indeed, nowhere in the above derivation has the on-shell condition been used for them.

The equation for the opposite time-ordering is derived in a similar manner. One now starts from

$$I_{-}(\{p\}_N) = \int \frac{d^d l}{(2\pi)^d} \frac{d^d k}{(2\pi)^d} \delta^{(d-1)}(\mathbf{k}) \left(\frac{-i}{k_0 - i\epsilon} \right) \prod_{i=1}^N iV_i^{(n_i)}(q_i, q_{i-1}, \{p\}_i) \Delta(q_i) \quad (3.20)$$

(Fig. 3(b)) and performs the k_0 integration by closing the contour in the l.h.p. The result is quickly obtained by replacing in (3.20) all $\Delta(q_i)$ by $\Delta_A(q_i)$ if $i \in Q_{II}$, closing the contour in the l.h.p. and then substituting (2.20). It amounts to the replacement

$$\prod_{i \in Q_{II}} \Delta(q_i) \rightarrow \sum_{n \in Q_{II}} \widehat{\delta}^+(q_n) \prod_{\substack{j \in Q_{II} \\ j \neq n}} \Delta(q_j, \tilde{\epsilon}(q_j, q_n))$$

in (3.20), which gives the analog to (3.10). We then proceed in the exact analogous manner to (3.11) - (3.18). We first successively reduce the $\Delta(q_j, \tilde{\epsilon}(q_j, q_n))$ propagators by use of relations (2.11) - (2.12). This results into two groups of terms possessing cuts residing in Q_{II} , one group with one and the other group with two cuts. In the 1-cut terms the l_0 integration may next be performed by now closing the contour in the u.h.p., and use of (2.21). This results into a second cut $\widehat{\delta}^-(q_m)$ residing in Q_I , and the resulting $\Delta(q_i, -\tilde{\epsilon}(q_i, q_m))$ propagators in Q_I

⁴We follow, for the most part, the graphical conventions in [12].

are next reduced by use of (2.13) - (2.14). The 1-cut terms are thus converted into 2-cut terms with one cut residing in Q_{II} and one in Q_I . Again, the various factors in these reductions work out so that the Feynman rules on the shaded (unshaded) sides of the cuts are those of $S^\dagger (S)$. The result is

$$= -\Sigma \text{ (circle with dashed arrow on right and shaded semi-circular cut on right) } -\Sigma \text{ (circle with dashed arrow on right and shaded semi-circular cut on left) } \quad (3.21)$$

to be contrasted with (3.19). It represents (3.4) with the labels x and y interchanged.

Now, adding both time orderings (3.8) and (3.20) gives back the original amplitude. Indeed, noting that

$$\frac{1}{2\pi} \left(\frac{i}{k_0 + i\epsilon} - \frac{i}{k_0 - i\epsilon} \right) = \delta(k_0), \quad (3.22)$$

one has

$$\begin{aligned} I_+(\{p\}_N) + I_-(\{p\}_N) &= \int \frac{d^d l}{(2\pi)^d} \prod_{i=1}^N iV_i^{(n_i)}(q_i, q_{i-1}, \{p\}_i) \Delta(q_i) \\ &= A(\{p\}_N). \end{aligned} \quad (3.23)$$

Adding the BBC equations (3.19) and (3.21) then yields

$$= -\Sigma \text{ (circle with two dots on top and bottom and shaded semi-circular cut on right) } -\Sigma \text{ (circle with two dots on top and bottom and shaded semi-circular cut on left) } -\Sigma \text{ (circle with two dots on top and bottom and shaded semi-circular cut on left and dashed arrow on right) } \quad (3.24)$$

(3.24) is remarkable in that it gives a representation of the complete graph in terms of cut diagrams. The sums on the r.h.s. are over all cuts placed as indicated relative to two interaction vertices (indicated by the dots) that have been picked out.

4 Unitarity and Microcausality

Once the BBC equation (3.19) is shown to hold in a particular theory the unitarity of the S-matrix, as well as the usual microcausality requirement follow as consequences.

4.1 Unitarity

(3.24) gives an exact representation of the amplitude in terms of Cutkosky cuts. To extract the absorptive part we need the amplitude (3.8) in S^\dagger rather than in S :

$$\hat{I}_+(\{p\}_N) = \int \frac{d^d l}{(2\pi)^d} \frac{d^d k}{(2\pi)^d} \delta^{(d-1)}(\mathbf{k}) \frac{i}{k_0 + i\epsilon} \prod_{i=1}^N (-i) V_i^{(n_i)}(q_i, q_{i-1}, \{p\}_i) \Delta^*(q_i). \quad (4.1)$$

It is now more expedient to first perform the l_0 integration. After a shift $k \rightarrow k - l$ rerouting the l momentum we close the contour in the l.h.p., where the only poles are from the propagators in Q_I , and obtain:

$$\begin{aligned} \hat{I}_+(\{p\}_N) = & \sum_{m \in Q_I} \int \frac{d^d l}{(2\pi)^d} \frac{d^d k}{(2\pi)^d} \delta^{(d-1)}(\mathbf{k} - \mathbf{l}) \hat{\delta}^-(q_m) \frac{i}{k_0 - l_0 + i\epsilon} \\ & \cdot \prod_{s=1}^N (-i) V_s^{(n_s)}(q_s, q_{s-1}, \{p\}_i) \prod_{\substack{i \in Q_I \\ i \neq m}} (-\Delta(q_i, \tilde{\epsilon}(q_i, q_m))) \prod_{j \in Q_{II}} \Delta^*(q_j). \end{aligned} \quad (4.2)$$

We then follow the same procedure as in the previous cases above by first successively reducing the $(-\Delta(q_i, \tilde{\epsilon}(q_i, q_m)))$ propagators in (4.2) by use of relations (2.11) - (2.12). This results again into two groups of terms with cuts now in Q_I , one group with one and the other group with two such cuts. Performing next the k_0 integration in the 1-cut terms by now closing the contour in the u.h.p. gives another cut $\hat{\delta}^+(q_n)$ residing in Q_{II} . The resulting associated $(-\Delta(q_j, -\tilde{\epsilon}(q_j, q_n)))$ propagators in Q_{II} are then reduced by use of (2.13) - (2.14). The 1-cut terms are thus converted into 2-cut terms with one cut residing in Q_{II} and one in Q_I . Feynman rules on the shaded (unshaded) sides of the cuts are those of S^\dagger (S). The final result is

$$\text{Diagram (4.3)} \quad (4.3)$$

(4.3) is indeed the BCC equation (3.5).

The opposite ordering

$$\hat{I}_-(\{p\}_N) = \int \frac{d^d l}{(2\pi)^d} \frac{d^d k}{(2\pi)^d} \delta^{(d-1)}(\mathbf{k}) \left(\frac{-i}{k_0 - i\epsilon} \right) \prod_{i=1}^N (-i) V_i^{(n_i)}(q_i, q_{i-1}, \{p\}_i) \Delta^*(q_i). \quad (4.4)$$

is worked out in the same manner. One now gets:

$$\text{Diagram (4.5)} \quad (4.5)$$

Adding now (4.3) and (4.5) gives:

$$\text{Diagram} = -\sum \text{Diagram}_1 - \sum \text{Diagram}_2 - \sum \text{Diagram}_3 - \sum \text{Diagram}_4 \quad (4.6)$$

This is then the BCC representation for the S^\dagger amplitude.

Adding (3.24) and (4.6) gives the absorptive part:

$$\text{Diagram}_1 + \text{Diagram}_2 = -\sum \text{Diagram}_3 - \sum \text{Diagram}_4 - \sum \text{Diagram}_5 - \sum \text{Diagram}_6 \quad (4.7)$$

$$\equiv - \sum_{\text{all cuts}} \text{Diagram} \quad (4.8)$$

This is the standard unitarity equation expressing the absorptive part as a sum over Cutkosky cuts.⁵ Indeed, on the r.h.s. of (4.7) all cut positions relative to the original two chosen vertices are now present, so these two vertices are no longer distinguished from all the other vertices and, hence, no longer relevant. Note in this connection that reversing the cut orientation in the first two terms on the r.h.s. would give a vanishing contribution by energy conservation; hence, both cut orientation in the first two terms could be included as well. As a result the r.h.s. can be given simply as in (4.8), i.e., the sum over all cuts, including cuts that are not allowed kinematically and so will not contribute. The general rule is easily seen to be (cf. [12]) that allowed non-vanishing cuts are such that the shaded (unshaded) side includes at least one vertex having an outgoing (ingoing) leg attached.

Though obvious, it is perhaps still worth pointing out that (4.8), i.e., the statement $SS^\dagger = 1$, holds, with the above assumptions concerning Feynman rules (in particular, hermiticity of interaction Lagrangians), even in the presence of some propagators possessing negative residues. Such propagators may be the result of regularization, as in the case of PV regulators, or the unphysical excitations in gauge theories. In such a case to ensure *physical* unitarity, i.e., that the statement (4.8) holds separately also for the restriction of S to the sector

⁵Note that graphs here represent S -matrix elements (*not* T -matrix elements); hence the plus sign on the l.h.s. (cf. footnote 4).

comprising only positive residue propagators, requires additional considerations, e.g., taking an appropriate limit, or taking into account constraints such as the Ward identities.

4.2 Microcausality

The general BCC equation (3.19) implies, in particular, that the usual microcausality condition is satisfied. It suffices to consider the case $N = 2$. For $N = 2$ there are only two vertices present with incoming and outgoing momentum p . To extract the microcausality condition subtract the sum of (3.21 and (4.3) from the sum of (3.19) and (4.5). The result is (cf. (3.6)):

$$\begin{aligned}
& \begin{array}{c} \text{---} \circlearrowleft \text{---} \\ \text{---} \circlearrowright \text{---} \\ \text{---} \circlearrowleft \text{---} \\ \text{---} \circlearrowright \text{---} \end{array} + \begin{array}{c} \text{---} \circlearrowleft \text{---} \\ \text{---} \circlearrowright \text{---} \\ \text{---} \circlearrowleft \text{---} \\ \text{---} \circlearrowright \text{---} \end{array} \\
= & - \left[\begin{array}{c} \text{---} \circlearrowleft \text{---} \\ \text{---} \circlearrowright \text{---} \\ \text{---} \circlearrowleft \text{---} \\ \text{---} \circlearrowright \text{---} \end{array} - \begin{array}{c} \text{---} \circlearrowleft \text{---} \\ \text{---} \circlearrowright \text{---} \\ \text{---} \circlearrowleft \text{---} \\ \text{---} \circlearrowright \text{---} \end{array} \right] \tag{4.9}
\end{aligned}$$

As noted above (cf. remarks following (3.19)), the legs attached to the two vertices may be taken off shell. We then revert to coordinate space by multiplying each term by $\exp ip(x - y)$ and integrating over p . The r.h.s. represents the 1-loop contribution to the commutator of vertex operators inserted at x and y . It is now straightforward to verify directly that it indeed vanishes for spacelike $(x - y)$. One has

$$\begin{aligned}
& \left[\begin{array}{c} \bullet \text{---} \circlearrowleft \text{---} \bullet \\ \bullet \text{---} \circlearrowright \text{---} \bullet \end{array} - \begin{array}{c} \bullet \text{---} \circlearrowleft \text{---} \bullet \\ \bullet \text{---} \circlearrowright \text{---} \bullet \end{array} \right] \\
= & \int \frac{d^d p}{(2\pi)^d} \frac{d^d l}{(2\pi)^d} V_1(l + p, l, p) V_2(l, l + p, -p) \left[\widehat{\delta}^-(l) \widehat{\delta}^+(l + p) - \widehat{\delta}^+(l) \widehat{\delta}^-(l + p) \right] e^{ip(x-y)} \tag{4.10}
\end{aligned}$$

$$= \int \frac{d^d p}{(2\pi)^d} \frac{d^d l}{(2\pi)^d} V_1(l + p, l, p) V_2(l, l + p, -p) \widehat{\delta}^-(l) \widehat{\delta}^+(l + p) e^{-i\mathbf{p} \cdot (\mathbf{x} - \mathbf{y})} 2i \sin[p_0(x^0 - y^0)]. \tag{4.11}$$

This clearly vanishes for $(x^0 - y^0) = 0$ and, hence, by relativistic invariance (manifest in (4.10)) for any spacelike $(x - y)$. The l.h.s of (4.9) vanishes then by the equality, but this can, of course, be similarly verified directly.

By the same manipulation one may write down the analog of (4.9) for general N , the r.h.s. now being the expression for commuting two of the operators among a string of N vertex operators. It represents the corresponding matrix element of (3.6). Its vanishing for spacelike separations is the general statement of microcausality (cf. [16]).

5 Multi loops

The extension to multiloop graphs is illustrated by the 2-loop graph in Fig. 5(a). The associated graph with ordering between two vertices is shown in Fig. 5(b) and given by the amplitude

$$J_+(\{p\}) = \int \frac{d^d l_1}{2\pi^d} \frac{d^d l_2}{2\pi^d} \frac{d^d k}{2\pi} \delta^{(d-1)}(\mathbf{k}) \frac{i}{k_0 + i\epsilon} \prod_{s=1}^{N+1} iV_s^{(n_s)}(\{q\}_s, \{p\}_s) \prod_{i \in Q_I \cup Q_{II} \cup Q_{III}} \Delta(q_i). \quad (5.1)$$

Here we defined

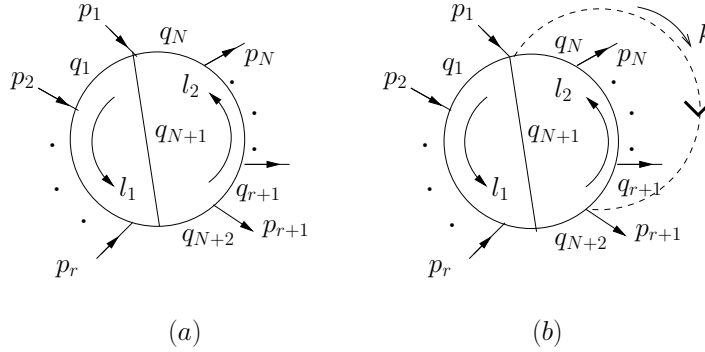


Figure 5: (a) Two loop graph; (b) same graph with causal ordering of two vertices.

$$Q_I = \{q_1, q_2, \dots, q_r\}, \quad Q_{II} = \{q_{r+1}, q_{r+2}, \dots, q_N\}, \quad Q_{III} = \{q_{N+1}, q_{N+2}\}.$$

The internal line momenta are then

$$\begin{aligned} q_i &= l_1 + P_i, & P_i &= \sum_{k=1}^i p_k, & i &\in Q_I \\ q_i &= l_1 + l_2 + k + P_i, & P_i &= P_r - \sum_{k=r+1}^i p_k, & i &\in Q_{II} \\ q_{N+1} &= l_2, & q_{N+2} &= l_1 + l_2 + P_r. \end{aligned} \quad (5.2)$$

We apply the procedure used in the 1-loop cases above. We first do the k_0 integration closing the contour in the u.h.p. This results in the replacement

$$\Delta(Q_{II}) = \prod_{j \in Q_{II}} \Delta(q_j) \quad \rightarrow \quad \widehat{\Delta}^-(Q_{II}) = \sum_{n \in Q_{II}} \widehat{\delta}^-(q_n) \prod_{\substack{j \in Q_{II} \\ j \neq n}} \Delta(q_j, -\tilde{\epsilon}(q_j, q_n)) \quad (5.3)$$

in (5.1). The propagators $\Delta(q_j, -\tilde{\epsilon}(q_j, q_n))$ in (5.3) are next reduced by use of the relations (2.13) and (2.14). The result is the exact analog to (3.15):

$$J_+(\{p\}_N) = \sum_{n \in Q_{II}} J_+^{(n)}(\{p\}_N) + \sum_{\substack{n, m \in Q_{II} \\ n > m}} J_+^{(n, m)}(\{p\}_N), \quad (5.4a)$$

$$= \sum_{n \in Q_{II}} \text{Diagram 1} + \sum_{n, m \in Q_{II}} \text{Diagram 2} \quad (5.4b)$$

The $J_+^{(n, m)}$ terms already contain two cuts which can be united into a single cut cutting through the graph. They then need not be worked out any further.

The $J_+^{(n)}$ terms possess one cut. We now perform the l_{20} integration in each $J_+^{(n)}$ term closing the contour in the l.h.p. After a shift $k \rightarrow k - l_1 - l_2$, conveniently rerouting loop momenta through the vertex ordering propagator, the result of this integration, by another application of the tree-loop relation (2.8), is the replacement

$$\Delta(Q_{III}) = \prod_{j \in Q_{III}} \Delta(q_j) \rightarrow \widehat{\Delta}^+(Q_{III}) = \widehat{\delta}^+(q_{N+1})\Delta(q_{N+2}, \tilde{\epsilon}(q_{N+2}, q_{N+1})) + \widehat{\delta}^+(q_{N+2})\Delta(q_{N+1}, \tilde{\epsilon}(q_{N+1}, q_{N+2})). \quad (5.5)$$

Now $(q_{N+2} - q_{N+1}) = l_1 + P_r$. Hence, the $\tilde{\epsilon}$'s in (5.5) depend on the loop momentum l_1 , which makes the pole locations depend on an integration variable. This is a new feature that enters at the 2-loop level and beyond. It renders further reduction of propagators in (5.5) and subsequent integration over l_1 problematic. To disentangle this dependence we use relation (2.23) to transform the r.h.s. in (5.5). Since $\widehat{\Delta}^+(Q_{III}) = \widehat{\Delta}^+(q_{N+1} \cup q_{N+2})$, (2.23) gives

$$\widehat{\Delta}^+(Q_{III}) = -\widehat{\delta}^+(q_{N+1})\widehat{\delta}^+(q_{N+2}) + \widehat{\delta}^+(q_{N+1})\Delta(q_{N+2}) + \widehat{\delta}^+(q_{N+2})\Delta(q_{N+1}). \quad (5.6)$$

Inserting (5.6) the result for $J_+^{(n)}$ is given graphically by

$$\text{Diagram 1} = - \text{Diagram 2} + \text{Diagram 3} + \text{Diagram 4} \quad (5.7)$$

where the three terms correspond to the three terms in (5.6). In the second term on the r.h.s. of (5.7) all propagators depending on l_1 are now Δ propagators so that we may perform the l_{10} integration. Closing the contour in the l.h.p. this amounts again to an application of (2.8)

and results in the replacement

$$\begin{aligned} \Delta(Q_I)\Delta(q_{N+2}) \rightarrow \widehat{\Delta}^+(Q_I \cup q_{N+2}) &= \sum_{m \in Q_I} \widehat{\delta}^+(q_m) \Delta(q_{N+2}, \tilde{\epsilon}(q_{N+2}, q_m)) \prod_{\substack{i \in Q_I \\ i \neq m}} \Delta(q_i, \tilde{\epsilon}(q_i, q_m)) \\ &+ \widehat{\delta}^+(q_{N+2}) \prod_{i \in Q_I} \Delta(q_i, \tilde{\epsilon}(q_i, q_{N+2})) \end{aligned} \quad (5.8)$$

The propagators on the r.h.s. in (5.8) are next reduced as before by use of the relations (2.11) and (2.12). We note that, for the terms with the $\widehat{\delta}^+(q_m)$ cut in (5.8), one has $i, m \in Q_I$ and $(q_{i0} - q_{m0}) = (P_{i0} - P_{m0}) > 0$ (< 0) if $i > m$ ($i < m$), i.e., on the shaded (unshaded) side of the cut. Also,

$$q_{(N+2)0} - q_{m0} = l_{20} + (P_{r0} - P_{m0}) = \omega_{1_2} + (P_{r0} - P_{m0}) > 0$$

since $q_{(N+1)0} = l_{20} = \omega_{1_2}$ due to the pre-existing cut on the q_{N+1} line in the second term in (5.7). For the term with the $\widehat{\delta}^+(q_{N+2})$ cut in (5.8) one has $(q_{i0} - q_{(N+2)0}) = -\omega_{1_2} - (P_{r0} - P_{i0}) < 0$. As a result, use of (2.11) and (2.12) gives

$$(5.9)$$

Substituting (5.9) then into (5.7) one gets

$$(5.10)$$

The cuts on the r.h.s can now be united into single cuts slicing through the graphs. Again, as easily verified, the minus signs in front of $-\Delta^*$ propagators on the shaded sides of cuts amount to the replacement $iV_s \rightarrow -iV_s = V_s^*$ of the vertices in each graph with one overall minus sign left over. Inserting (5.10) into (5.4) then we obtain the BCC for the 2-loop amplitude in Fig. 5(a):

$$(5.11)$$

At this point, following [12], we may as well represent (5.11) by (3.19) viewing the circle in the latter equation as a “blob” standing for the 2-loop amplitude. Indeed, with this graphical convention (3.19) unambiguously specifies all the cuts in (5.11). Combining with the BCC equation with opposite vertex ordering all the consequences derived in the 1-loop case are now obtained for the 2-loop case in exactly analogous manner. In particular, one has the representation (3.24) for the complete 2-loop graph.

In a similar manner, and, in particular, with the help of identities such as (2.23) and its straightforward generalizations to more than two sets of internal lines, one can treat higher loops. There is one further complication though, that may occur in higher loops. This is the possibility of two or more identical propagators, which leads to poles of order higher than first. The way to deal with this by partial integration converting back to first order poles has been presented in [17].

6 Conclusion

Starting from the TLD representation of a general loop graph we have obtained the BCC equation (3.19) and, as a further consequence, the BCC representation of a graph in terms of Cutkosky cuts given by (3.24). Combining this representation with the corresponding equation for the graph in S^\dagger allows one to extract the absorptive part and obtain the unitarity relation (4.8). The approach is very general and can be applied to any theory given in terms of a set of Feynman rules.

These results hold, in particular, for general local derivative interaction vertices derived from a real, or, more generally, hermitian interaction Lagrangian (provided, of course, the original graph can be properly regularized). One may also note in this connection that spin only results in the modification of the propagator numerators by momentum polynomials (entire functions) and makes no actual difference in the derivation. This is in contrast to the approach via the largest time equation [11] which runs into special difficulties in the presence of derivative interactions and/or higher spin. Thus, for example, explicitly checking the causality constraints on a diagrammatic basis in gravitational amplitudes by this spacetime-based method quickly becomes problematic. The present method does not encounter any such special difficulties. This is due to the fact that the starting point provided by the TLD relation is formulated directly in momentum space. The momentum space formulation allows a direct physical interpretation of the singularity structure of Feynman integrals [18], which indeed underlies the results in this paper.

Apart from the general field-theoretic significance of the above results, the BCC representation of a graph in terms of lower order cut graphs may have several particular applications. It can and has been employed in the past for the recursive isolation of subdivergences in perturbative renormalization ([10], also, cf. some discussion in [12]). The general approach of reconstructing graphs from cuts has, of course, played an important role in contemporary research in the computation of amplitudes in gauge theories. The analytic unitarity method [19] and the more recent numerical unitarity methods (cf. [20] and extensive references therein) have been very effective in the computation of one-loop and some two-loop amplitudes, and are being actively pursued in QCD (multi-leg) two- and higher loop implementations. In addition, the TLD relation itself has been directly used for evaluation of loop diagrams [6],

[7]. The BCC representation provides a ready-made representation which, furthermore, can be used iteratively, as it can be applied to the lower-order cut graphs themselves. Whether these features allow it to be used as an effective tool for the direct evaluation of amplitudes is a very interesting open question to be investigated. In any case it can provide a useful constraint in the construction of amplitudes through lower order cuts.

A further interesting question is the extent to which our considerations here can be extended to interactions of infinite derivative order. Such vertices occur in string field theory and nonlocal gravity models. To deal with such nonlocal interactions using the approach in this paper would require some generalization of the derivation of the starting TLD relation. Indeed, this derivation presently relies on one's ability to close contours at infinity in order to apply Cauchy's theorem. This cannot generally be done for nonlocal interactions except in some special cases. We hope to return to this question elsewhere.

References

- [1] S. Catani, T. Gleisberg, F. Krauss, G. Rodrigo and J. C. Winter, *JHEP* **0809** (2008) 065 [arXiv:0804.3170].
- [2] I. Bierenbaum, S. Catani, P. Draggiotis and G. Rodrigo, *JHEP* **1010** (2010) 073 [arXiv:1007.0194].
- [3] R. P. Feynman, *Closed loops and tree diagrams* in *Magic without magic*, ed. J. R. Klauder, Freeman, San Francisco (1972); *Acta Phys. Polon.* **24** (1963) 697.
- [4] S. Buchta, G. Chachamis, P. Draggiotis, I. Malamos and G. Rodrigo, *JHEP* **1411** (2014) [arXiv:1405.7850].
- [5] R. J. Hernandez-Pinto, G. F. R. Sborlini and G. Rodrigo, *JHEP* **1602**, 044 [arXiv:1506.04617].
- [6] G. Chachamis, S. Buchta, P. Draggiotis and G. Rodrigo, *PoS(DIS2016) 067* (XXIV Int. Workshop on Deep-Inelastic Scattering 2016) [arXiv:1607.00875].
- [7] S. Buchta, G. Chachamis, P. Draggiotis and G. Rodrigo, arXiv:1510.00187.
- [8] N. N. Bogoliubov and D. V. Shirkov, *Fortschr. der Physik*, 3 (1955) 439; N. N. Bogoliubov, B. Medvedev and M. Polivanov, *ibid*, 6 (1958) 169.
- [9] N. N. Bogoliubov and D. V. Shirkov, *Introduction to the theory of quantized fields*, Wiley-Interscience (1959).
- [10] E. T. Tomboulis, *Phys. Lett.* **67B** (1977) 417.
- [11] M. Veltman, *Physica* **29** (1963) 186.
- [12] G. 't Hooft and M. Veltman, *Diagrammar in Particle interactions at very high energies*, eds. D. Speiser, F. Halzen and J. Weyers, Plenum Press (1974) [CERN Report 73-9]; M. Veltman, *Diagrammatica*, Cambridge U. P. (1994).

- [13] R. Dickinson, J. Forshaw, P. Millington and B. Cox, JHEP **1406** (204) 049.
- [14] R. Kobes and G. Semenoff, Nucl. Phys. B **260** (1985) 714; *ibid.*, **272** (1986) 329.
- [15] R. Dickinson, J. Forshaw, P. Millington, arXiv:1702.04602; Phys. Rev. D **93** (2016) 065054.
- [16] R. F. Streater and A. S. Wightman, *PCT, Spin, Statistics all All That* (Benjamin, N.Y., 1964).
- [17] I. Bierenbaum, S. Buchta, P. Draggiotis, I. Malamos and G. Rodrigo, JHEP **1303** (2013) 025 [arXiv:1211.5048].
- [18] S. Coleman and R. E. Norton, Nuovo Cimento, **38** (1965) 438; G. F. Sterman, Phys. Rev. D **17**, (1978) 2773.
- [19] Z. Bern, L. J. Dixon, D. C. Dunbar and D. A. Kosower, Nuc. Phys. B **435** (1995) 59 [hep-ph/9409265]; R. Britto, F. Cachazo and B. Feng, Nucl. Phys. B **725** (2005) 275 [hep-th/0412103].
- [20] S. Abreu, F. Febres Cordero, H. Ita, M. Jaquier, B. Page and M. Zeng, arXiv:1703.05273.