

# Loop corrections to primordial fluctuations from inflationary phase transitions

---

Yi-Peng Wu,<sup>a,1</sup> and Jun'ichi Yokoyama<sup>a,b,c</sup>

<sup>a</sup>*Research Center for the Early Universe (RESCEU),  
Graduate School of Science, The University of Tokyo, Tokyo 113-0033, Japan*

<sup>b</sup>*Department of Physics, Graduate School of Science,  
The University of Tokyo, Tokyo 113-0033, Japan*

<sup>c</sup>*Kavli Institute for the Physics and Mathematics of the universe (Kavli IPMU), WPI, TODIAS,  
The University of Tokyo, 5-1-5 Kashiwanoha, Kashiwa 277-8583, Japan*

*E-mail:* [ypwu@resceu.s.u-tokyo.ac.jp](mailto:ypwu@resceu.s.u-tokyo.ac.jp), [yokoyama@resceu.s.u-tokyo.ac.jp](mailto:yokoyama@resceu.s.u-tokyo.ac.jp)

**ABSTRACT:** We investigate loop corrections to the primordial fluctuations in the single-field inflationary paradigm from spectator fields that experience a transition of their vacuum expectation values. This phase transition involves a classical evolution effectively driven by a negative mass term from the potential where field perturbations can grow on superhorizon scales. We show that important corrections to the curvature perturbation can be generated by field perturbations that are frozen outside the horizon by the time of the growing phase, yet the correction to tensor perturbation is naturally suppressed by the spatial derivative couplings between spectator fields and graviton. These results indicate that loop corrections residing in cosmological correlations may be more important than they were expected.

---

## Contents

<b>1</b>	<b>Introduction</b>	<b>1</b>
<b>2</b>	<b>Loop corrections from massive fields</b>	<b>3</b>
<b>3</b>	<b>Inflationary phase transitions</b>	<b>6</b>
<b>4</b>	<b>One-loop corrections</b>	<b>8</b>
4.1	Linear perturbations with phase transitions	10
4.2	Induced curvature perturbations	11
4.3	Second-order gravitational waves	15
<b>5</b>	<b>Higher-order corrections</b>	<b>16</b>
<b>6</b>	<b>Conclusions</b>	<b>18</b>
<b>A</b>	<b>Linear perturbation equations</b>	<b>19</b>

---

## 1 Introduction

Cosmological correlations in the early universe resolved from the cosmic microwave background and large-scale structure appear to be Gaussian, adiabatic and nearly scale-invariant [1]. These observed correlations are highly consistent with the natural predictions of inflation [2–6] (for a review of inflation, see e.g. [7]) even in a very simple scenario where only one single scalar field is relevant. Albeit at leading order the bilinear average of free fields is sufficient for distinguishing most of the single-field models, Weinberg [8] argued that higher-order corrections to the bilinear correlations from nonlinear interactions of the theory may be as important as the search for non-Gaussian features.

It is now widely accepted that the leading (or tree-graph) contributions to Gaussian or non-Gaussian correlations are generated around the time where perturbations exit the horizon. However, whether higher-order (loop) corrections are naturally suppressed by the same assumption remains unclear, and the consequence of loop corrections to inflationary observables has received much attention [10–23]. For instance, in the single-field inflationary paradigm the curvature perturbation  $\zeta$  approaches as a constant well outside the horizon, and therefore time-evolving corrections on superhorizon scales, if exist, could be dominated by loops. Nevertheless the behavior of  $\zeta$  is strictly constrained by the intrinsic symmetries of inflation so that no time-dependence in the correlation functions can be generated by  $\zeta$  self-interactions [16–20].

On the other hand, loop corrections contributed by additional light fields can be more revealing, given that isocurvature field perturbations do not necessarily respect to all symmetries in the inflationary background. At least two kinds of isocurvature effects are considered as potential threats to the adiabatic primordial fluctuations. The first concern is the accumulation of isocurvature perturbations on superhorizon scales, which turns into a logarithmic enhancement to the curvature perturbation in terms of the ratio between a suitable infrared size and the wavelength of interest [24, 25]. The second worry comes from self-interactions of massless spectator fields, such as quartic self-couplings [8, 23]. These self-loop corrections simply result in the power spectrum a logarithmic enhancement in terms of the scale factor during inflation. While the former effect is subject to the issue on the infrared divergence from isocurvature degrees of freedom [17, 26, 27] (see [28] for a review), the latter effect disappears when all possible loop diagrams are taken into account [16]. In this work, we intend to draw out another kind of temporal enhancement led by isocurvature modes running in loops. (See also [29–33] for yet another enhancing mechanism to primordial fluctuations from generalized spectator fields.)

The loop effect of isocurvature fields with non-negligible masses has also been addressed in many previous studies [9, 16, 34]. Indeed, massive fields exhibit interesting behaviors in both classical and quantum regimes. Isocurvature modes with masses larger than the size of the Hubble scale are oscillating, creating a time-dependent background for their quantum fluctuations that may characterize important informations in the primordial Universe [35, 36]. However, with a small mass term the perturbative expansion of the corrections can be summed up into an effective mode function that always decays outside the horizon. As a result, higher-order corrections from a massive field converge to a constant no much different from the value evaluated around horizon exit [9, 16], similar to the case of a massless field. This generic conclusion shall hold for massive fields that always stay in one stable vacuum state during inflation.

In this work, we take into account the possibility that some fields may experience a transition of their vacuum expectation values during inflation. The transition can happen instantly due to quantum tunneling or jumping, or it can take place smoothly under a classical evolution. Both kinds of phase transitions are well motivated since they might be the origin of inflation [2–6]. In particular during a smooth transition of the field values one usually finds a period that the dynamics corresponds to a negative effective mass (see for example [37]). Although these fields end up in some stable vacua at most of the times, the phase with negative masses can lead to the growth of field perturbations on superhorizon scales, and thus, also lead to the growth of loop corrections. The aim of this study is to clarify how large could those growing corrections reside in the cosmological observables.

Our calculations must focus on contributions from superhorizon modes of isocurvature perturbations, given that a mass term does not change the behavior of a field with sufficiently large wavenumbers. For our purpose it turns out to be convenient to adopt a specific perturbative expansion of the loop diagrams proposed by Senatore and Zaldarriaga [16], based on the modified Feynman rules for cosmological correlation functions developed earlier by Musso [38]. In this specific arrangement of the loop diagrams we clearly identify the dominant contribution from the mass-induced interactions in the late-time limit where

all perturbative fields are sufficiently classicalized.

This article is organized as follows. In section 2, we review loop corrections from massive fields with an extended discussion on the case of negative effective masses. We show the existence of negative masses in the transition phase of field expectation values by a sampling model given in section 3, and in section 4 we calculate the one-loop correction to the curvature perturbation and the tensor perturbation based on the given sample. We discuss the possible contribution from higher-order perturbations beyond one-loop in section 5 and, finally, our conclusion is summarized in section 6.

## 2 Loop corrections from massive fields

In this section we investigate loop corrections to the curvature perturbation induced by spectator fields only through gravitational interactions. For massless fields any interaction in the Lagrangian must involve at least one spatial or temporal derivative so that their contribution are suppressed on scales well outside the horizon. As a result the curvature perturbation contributed by massless fields at loop level is always frozen sometime after horizon crossing [16]. The situation becomes more interesting when a spectator field gains interactions without derivatives from a mass term. Higher-order interactions with no derivative can result in time-evolving corrections on superhorizon scales, essentially sourced by the evolution of the wavefunction of a massive field. However, these loop corrections always decay with a positive mass term, as discussed in [9, 16]. Here we consider a simple example to see the time-dependence of the induced curvature perturbation, but treating the mass value as a free parameter with the possibility to be negative.

**The inflationary paradigm.** To make a concrete discussion, we introduce two real scalars, namely, the inflaton field  $\phi(\mathbf{x}, t)$  whose quantum fluctuations generate the large-scale curvature perturbations  $\zeta(\mathbf{x}, t)$  at the time of horizon exit, and a spectator field  $\sigma(\mathbf{x}, t)$  with insignificant density during inflation. The action of our interest is therefore given by

$$S = \int d^4x \sqrt{-g} \left[ \frac{M_p^2}{2} R - \frac{1}{2} (\partial\phi)^2 - \frac{1}{2} (\partial\sigma)^2 - V(\phi, \sigma) \right], \quad (2.1)$$

where  $M_p$  is the reduced Planck mass, and we shall specify the potential in the next section.

We apply the metric of the Arnowitt-Deser-Minser (ADM) formalism

$$ds^2 = -N^2 dt^2 + \gamma_{ij} (dx^i + N^i dt)(dx^j + N^j dt), \quad (2.2)$$

and take the parametrization in the spatially flat slicing to the lapse function, the shift function and the spatial metric as

$$\alpha = N - 1, \quad \beta^i = aN^i, \quad \gamma_{ij} = a^2(e^h)_{ij}, \quad (2.3)$$

where  $\beta^i = \partial_i \beta + \beta_T^i$ ,  $\partial_i \beta_T^i = 0$  and  $h_{ii} = \partial_i h_{ij} = 0$ . The ADM metric in terms of the conformal time  $\eta = -\int_t^\infty dt/a$  thus reads

$$ds^2 = -a^2(\eta) [(1 + \alpha)^2 d\eta^2 + (e^h)_{ij} (dx^i + \beta^i d\eta)(dx^j + \beta^j d\eta)]. \quad (2.4)$$

The scale factor during inflation  $a(\eta) \sim -1/(H\eta)$  diverges as  $\eta \rightarrow 0$ , where the Hubble parameter  $H = \mathcal{H}/a$  is nearly a constant. Let us decompose the inflaton field into homogeneous parts and perturbations as  $\phi(\mathbf{x}, \eta) = \phi(\eta) + \delta\phi(\mathbf{x}, \eta)$ . Following the computation in [39] and omitting any contribution from  $\sigma$ , we obtain the solutions for linear perturbations as (see appendix A)

$$\alpha \simeq -\epsilon_\phi \zeta, \quad \partial^2 \beta \simeq \epsilon_\phi \zeta', \quad \delta\phi \simeq -\frac{\phi'}{\mathcal{H}} \zeta = -\frac{\sqrt{2\epsilon_\phi}}{\kappa} \zeta, \quad (2.5)$$

where  $\epsilon_\phi = \kappa^2 \phi'^2 / (2\mathcal{H}^2)$  and  $\phi' \equiv d\phi/d\eta$ . Inserting the solutions (2.5) back into our theory (2.1), we recover the quadratic action for the curvature perturbation in the single field inflationary scenario

$$S_\zeta^{(2)} = \int d\eta d^3x \mathcal{L}_\zeta^{\text{tree}} = \int d\eta d^3x \frac{\epsilon_\phi}{\kappa^2} a^2 [(\zeta')^2 - (\partial\zeta)^2]. \quad (2.6)$$

The free-field operator  $(2\pi)^3 \zeta_I(\mathbf{x}, \eta) = \int d^3k e^{i\mathbf{k}\cdot\mathbf{x}} \zeta_{\mathbf{k}}(\eta)$  is then defined from the solution of a field equation derived from (2.6), where the mode function  $\zeta_{\mathbf{k}} \equiv \zeta_k \hat{a}_{\mathbf{k}} + \zeta_k^* \hat{a}_{-\mathbf{k}}^\dagger$  normalized by the usual vacuum in the Minkowski limit is well-known:

$$\zeta_k = \frac{\kappa H}{\sqrt{2\epsilon_\phi} \sqrt{2k^3}} e^{-ik\eta} (i - k\eta). \quad (2.7)$$

**The massive mode.** We now consider the spectator field  $\sigma$  that has only gravitational interaction with  $\phi$ , which is manifest by the condition  $\partial^2 V / (\partial\phi\partial\sigma) \equiv V_{\phi\sigma} = 0$ . In the ADM formalism (2.2), the action of  $\sigma$  is given by

$$S_\sigma = \int d^4x \sqrt{\gamma} [N^{-1} (\dot{\sigma} - N^i \partial_i \sigma)^2 - N \gamma^{ij} \partial_i \sigma \partial_j \sigma - 2NV]. \quad (2.8)$$

For convenience, we consider that the spectator field has a well-defined decomposition as  $\sigma(\mathbf{x}, \eta) = \sigma(\eta) + \delta\sigma(\mathbf{x}, \eta)$ , where the classical equation of motion for the homogeneous part  $\sigma(\eta)$  is given in appendix A. We will treat the field potential as a non-perturbative contribution to the free field solutions. In the Fourier space the equation of motion for the field perturbation is then reads

$$\delta\sigma_{\mathbf{k}}'' + (2\nu - 1)\mathcal{H}\delta\sigma_{\mathbf{k}}' + (k^2 + a^2 V_{\sigma\sigma})\delta\sigma_{\mathbf{k}} = 0. \quad (2.9)$$

Note that we have promoted the theory into  $2\nu$  space dimensions as considered in [8], where  $\nu \rightarrow 3/2$  recovers the usual space dimensionality 3. Assuming that  $M^2 \equiv a^2 V_{\sigma\sigma} / \mathcal{H}^2 = V_{\sigma\sigma} / H^2$  is a constant, the mode function is solved as

$$\delta\sigma_k(\eta) = \frac{\sqrt{\pi}}{2} e^{i(L+\frac{1}{2})\frac{\pi}{2}} H^{\nu-\frac{1}{2}} (-\eta)^\nu H_L^{(1)}(-k\eta), \quad L = \sqrt{\nu^2 - M^2}. \quad (2.10)$$

where  $H_L^{(1)}$  is the Hankel function of the first kind with  $L > 0$ . The free-field operator is then given by  $(2\pi)^3 \sigma_I(\mathbf{x}, \eta) = \int d^3k e^{i\mathbf{k}\cdot\mathbf{x}} \sigma_{\mathbf{k}}(\eta)$ , where  $\sigma_{\mathbf{k}} \equiv \sigma_k \hat{a}_{\mathbf{k}} + \sigma_k^* \hat{a}_{-\mathbf{k}}^\dagger$ . For imaginary

$L$  led by  $M > \nu$  the perturbation  $\delta\sigma_k$  vanishes soon after horizon exit [9]. Expanding the mode function (2.10) around  $|k\eta| \rightarrow 0$ , we get

$$\delta\sigma_k(\eta) = \frac{\sqrt{\pi}}{2} e^{i(L+\frac{1}{2})\frac{\pi}{2}} H^{\nu-\frac{1}{2}} (-\eta)^\nu \left[ (-k\eta)^L \frac{2^{-L}}{\Gamma(L+1)} - \frac{i}{\pi} 2^L \Gamma(L) (-k\eta)^{-L} + \dots \right]. \quad (2.11)$$

Since we consider  $L > 0$ , the term in the second line of (2.11) dominates as  $|k\eta| \rightarrow 0$ , so that  $\delta\sigma_k \sim a^{L-\nu}$  at late times. On the other hand we can obtain the late-time behavior of the (retarded) Green function

$$G_\sigma(x, x_1) = i\Theta(\eta - \eta_1) [\sigma(\mathbf{x}, \eta), \sigma(\mathbf{x}_1, \eta_1)], \quad (2.12)$$

$$= i\Theta(\eta - \eta_1) \int \frac{d^3\mathbf{k}}{(2\pi)^3} e^{i\mathbf{k}(\mathbf{x}-\mathbf{x}_1)} [\delta\sigma_k(\eta)\delta\sigma_k^*(\eta_1) - \delta\sigma_k(\eta_1)\delta\sigma_k^*(\eta)], \quad (2.13)$$

from the expansion (2.11). To the lowest order in  $|k\eta|$  with the condition  $\eta_1 \leq \eta \leq 0$ , one finds  $G_\sigma \sim a(\eta)^{L-\nu} a(\eta_1)^{-L-\nu}$  as  $\eta \rightarrow 0$ . Similarly, if we ignore the corrections from the slow-roll parameter the late-time behavior of the Green function for  $\zeta$ , simply replacing  $\sigma$  by  $\zeta$  with  $L = \nu$  in (2.12), is estimated as  $G_\zeta \sim a(\eta_1)^{-2\nu}$  when taking  $\eta \rightarrow 0$ .

As shown in [38], the free-field operators  $\zeta_I, \sigma_I$  in the interaction picture and the Green functions  $G_\zeta, G_\sigma$  are the only ingredients that we need to compute  $n$ -point correlation functions to all loops. For instance, in  $2\nu$  space dimensions the cubic interactions between  $\zeta$  and  $\sigma$  given by (2.8) are

$$S_\sigma^{(3)} = \int d\eta d^{2\nu}x \frac{a^{2\nu-1}}{2} [-\alpha\delta\sigma'^2 - \alpha(\partial\delta\sigma)^2 - 2\delta\sigma'(\partial^i\beta\partial_i\delta\sigma) + 2\sigma'\alpha^2\delta\sigma' - \sigma'^2\alpha^3 + 2\sigma'\alpha(\partial^i\beta\partial_i\delta\sigma) - a^2\alpha(V_{\sigma\sigma}\delta\sigma^2)], \quad (2.14)$$

where the inflaton perturbation  $\delta\phi$  and the metric perturbations  $\alpha, \beta$  are to be replaced by  $\zeta_I$  according to (2.5). As mentioned, the interaction without field derivatives has the highest powers of  $a$ , which we denoted as

$$\mathcal{L}_1 = \epsilon_\phi \frac{a^{2\nu+1}}{2} V_{\sigma\sigma} \zeta \delta\sigma^2. \quad (2.15)$$

For  $|k\eta| \rightarrow 0$ , the dominant one-loop correction to the curvature perturbation induced by  $\mathcal{L}_1$  can be schematically given by the Green's function method (we will come back to this point in Sec. 4, see also [16])

$$\zeta_1(\mathbf{x}, \eta) = -\frac{\epsilon_\phi}{2} V_{\sigma\sigma} \int d^3x_1 \int^\eta d\eta_1 a(\eta_1)^{2\nu+1} G_\zeta(\mathbf{x}, \mathbf{x}_1) \delta\sigma^2(\mathbf{x}_1, \eta_1). \quad (2.16)$$

Taking the above approximation for  $G_\zeta$  and  $\delta\sigma$ , we estimate the late-time behavior of the induced curvature perturbation as

$$\zeta_1 \rightarrow \int^\eta d\eta_1 \eta_1^{2\nu-2L-1} \sim \begin{cases} a^{2L-2\nu}, & L \neq \nu, \\ \ln a, & L = \nu. \end{cases} \quad (2.17)$$

Therefore with  $M^2 > 0$ , we have  $L < \nu$  such that  $\zeta_1$  decays on superhorizon scales. In this case  $\zeta_1$  is dominated by the value evaluated around the time of horizon exit, and the contribution from all the other derivative interactions shown in (2.14) should be taken into account. In the massless limit ( $M \rightarrow 0$ ) the correction  $\zeta_1$  vanishes as  $V_{\sigma\sigma} \rightarrow 0$ .

We remark that the interesting behavior can appear for a massive mode with  $M^2 < 0$ , where  $L > \nu$  and  $\zeta_1 \sim a^{2L-2\nu}$  is growing with time. Ignoring for the moment the issue of negative mass states in field theory, we emphasize that the time evolution of  $\zeta_1$  on superhorizon is physical and is not cancelled by other loop diagrams, as the corrections induced by massive modes with positive mass square.

### 3 Inflationary phase transitions

The nature of inflation remains unknown, and it is believed that there exist a large number of metastable vacua around the energy scale of inflation such that fields may transit from one local minimum to another. The transition could occur instantly through quantum tunneling or jumping, which is subject to first-order phase transitions. On the other hand, the transition could be smooth if one field moves to a new vacuum by (slow-)rolling. The latter case is referred to as second-order phase transitions and will be the main focus of this work.

The potential  $V(\phi, \sigma)$  given in (2.1) is at least composed by an inflaton potential  $V_0(\phi)$  and a subdominant potential  $V_1(\sigma)$  of the field  $\sigma$  as

$$V(\phi, \sigma) = V_0(\phi) + V_1(\sigma) + \dots, \quad (3.1)$$

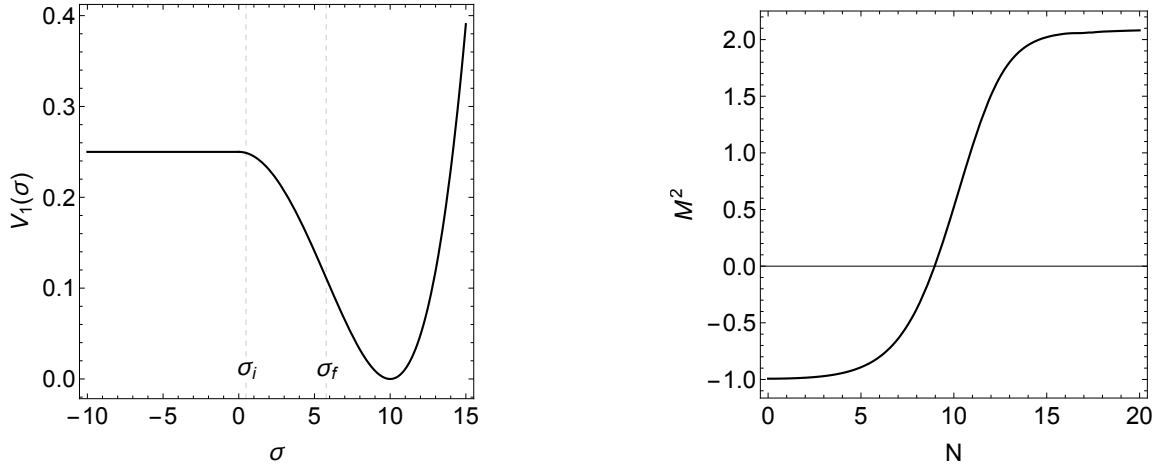
where the background density is attributed to  $V_0(\phi) \approx 3M_p^2 H^2$ . To our purpose it is convenient to consider a quasi de Sitter expansion characterized by the slow-roll parameter  $\epsilon_H = -\dot{H}/H^2$ . Provided  $0 < \epsilon_H \ll 1$ , the Hubble parameter  $H \sim a^{-\epsilon_H}$  decays slowly with time, and so as the background density  $V_0(\phi)$ . For simplicity, let us introduce a specific potential of the form

$$V_1(\sigma) = \frac{\lambda}{4} (\Theta(\sigma)\sigma^2 - v^2)^2, \quad (3.2)$$

where  $\Theta(\sigma)$  is a step function to make that  $V_1 = \lambda v^4/4$  is a constant for  $\sigma < 0$ , as seen by Fig. 1. We also introduce a dimensionless mass parameter

$$M^2 \equiv V_{\sigma\sigma}/H^2 = \begin{cases} 0, & \sigma < 0, \\ \lambda(3\sigma^2 - v^2)/H^2, & \sigma \geq 0. \end{cases} \quad (3.3)$$

We assume the initial condition  $\sigma < 0$  so that  $\sigma$  is effectively a massless field at the beginning. During this phase the behavior of  $\sigma$  is governed by its quantum fluctuation with a typical size  $\Delta\sigma_q \sim \frac{H}{2\pi}$ . The field value at the next moment has no predictability, but there is a global minimum at  $\sigma = v$ . Suppose that  $\sigma$  lands around the origin ( $\sigma \rightarrow 0^+$ ) accidentally at a moment  $\eta_i$ , it suddenly feels a mass  $M^2 \approx -\lambda v^2/H_i^2 < 0$ , where  $H_i$  is the Hubble parameter at  $\eta = \eta_i$ . This negative mass tends to drag  $\sigma$  towards the global minimum. As long as the classical deviation  $\Delta\sigma_c$  dominates the quantum fluctuation  $\Delta\sigma_q$ ,



**Figure 1:** Evolution of the mass parameter  $M^2$  during the classical transition of  $\sigma$  in a quasi de Sitter expansion with a fixed slow-roll parameter  $\epsilon_H = 0.001$ , where the initial conditions are  $\sigma = \sigma_i$  and  $d\sigma/dN = 0$  at  $N = 0$ . Both  $V_1$  and  $\sigma$  are shown in the unit of  $H_i = 1 \times 10^{-6} M_p$ . The potential parameters are  $\lambda = 0.01$ ,  $v = 10H_i$ , and therefore  $\sigma_i \approx 4.8 \times 10^{-7} M_p$ .

the behavior of the  $\sigma$  field can be described by the classical equation of motion (A.4), and for  $\sigma > 0$  we have

$$\frac{d^2\sigma}{dN^2} + (3 - \epsilon_H) \frac{d\sigma}{dN} + \left[ \frac{\lambda}{H^2} (\sigma^2 - v^2) \right] \sigma = 0, \quad (3.4)$$

where  $N \equiv \ln a$  is the e-folding number.

At some value  $\sigma = \sigma_i > 0$ , the classical deviation  $\Delta\sigma_c$  start to surpass the quantum effect  $\Delta\sigma_q$  and the field will start to roll down the plateau. Since the transition is smooth for  $|M^2| \sim \mathcal{O}(1)$ , we neglect the term  $d^2\sigma/dN^2$  so that (3.4) becomes

$$\frac{d\sigma}{dN} = \frac{\lambda v^2}{3H^2} \sigma, \quad (3.5)$$

for  $\sigma \ll v$ , where we can omit the correction from  $\epsilon_H$ . Taking  $H \approx H_i e^{-\epsilon_i(N-N_i)}$ , where  $\epsilon_i$  is the value of  $\epsilon_H$  evaluated at  $\eta = \eta_i$ , the solution of (3.4) is given by

$$\sigma = \sigma_i \exp \left[ \frac{1}{2\epsilon_i} \frac{\lambda v^2}{3H_i^2} \left( e^{2\epsilon_i(N-N_i)} - 1 \right) \right]. \quad (3.6)$$

The value of  $\sigma_i$  can be estimated by the classical deviation within one e-fold as  $\Delta\sigma_c \sim \frac{\lambda v^2}{3H^2} \sigma$ , and the condition  $\Delta\sigma_c \geq \frac{H}{2\pi}$  gives  $\sigma_i \geq 3H_i^3 / (2\pi\lambda v^2)$ .

Once  $\sigma$  reaches the value  $v/\sqrt{3}$ , the mass square  $M^2$  starts to change from negative to positive. We can estimate the duration of the slow roll in a pure de Sitter expansion by taking  $\epsilon_i \rightarrow 0$ , where (3.6) shows

$$\sigma \rightarrow \sigma_i \exp \left[ \frac{\lambda v^2}{3H_i^2} (N - N_i) \right]. \quad (3.7)$$



The phase of slow roll ends at  $\sigma_f = v/\sqrt{3}$  at  $N = N_f$ , where we define  $M_i^2 \equiv \lambda v^2/H_i^2$  and

$$\Delta N = N_f - N_i = \frac{3}{M_i^2} \ln \left( \frac{2\pi}{3\sqrt{3}\lambda} M_i^{5/2} \right). \quad (3.8)$$

If the field mass is small compared with the Hubble parameter ( $|M^2| \ll 1$ ), quantum effects from short wavelength fluctuations become important. In this case the behavior of  $\sigma$  is usually approximated by the stochastic approach [40, 41]

$$\frac{d\sigma}{dN} = -\frac{1}{3H^2} \frac{\partial V(\phi, \sigma)}{\partial \sigma} + \frac{f(N)}{H}, \quad (3.9)$$

where the quantum noise  $f(N)$  satisfies the correlation  $\langle f(N_1)f(N_2) \rangle \approx H^4 \delta(N_1 - N_2)/(4\pi^2)$ . As the field is slowly rolling, the equation motion of  $\langle \sigma^2 \rangle$  derived from (3.9) shows

$$\frac{d}{dN} \langle \sigma^2 \rangle - \frac{2\lambda v^2}{3H^2} \langle \sigma^2 \rangle + \frac{2\lambda}{3H^2} \langle \sigma^4 \rangle = \frac{H^2}{4\pi^2}, \quad (3.10)$$

where the term  $\langle \sigma^4 \rangle$  becomes less important as the slow-roll phase starts from  $\sigma \rightarrow \sigma_i$  near the origin [37]. In a pure de Sitter expansion  $H \rightarrow H_i$  we can easily find the solution

$$\langle \sigma^2 \rangle = \sigma_i^2 e^{\frac{2}{3}M_i^2(N-N_i)} + \frac{M_i^2}{6\pi^2} \left( e^{\frac{2}{3}M_i^2(N-N_i)} - 1 \right), \quad (3.11)$$

and the duration of slow roll is obtained by using  $\sqrt{\langle \sigma^2 \rangle} \rightarrow v/\sqrt{3}$ , which results in

$$\Delta N = \frac{3}{2M_i^2} \ln \left[ \frac{M_i^6(2 + 4\pi^2/\lambda)}{27 + 2M_i^6} \right] \approx \frac{3}{2M_i^2} \ln \left[ \frac{4\pi^2 M_i^6}{27\lambda} \right], \quad (3.12)$$

for  $M_i^2 \ll 1$  and  $\lambda < 1$ . The condition  $\Delta N > 0$  leads to  $\frac{4\pi^2}{27} M_i^6 > \lambda$ .

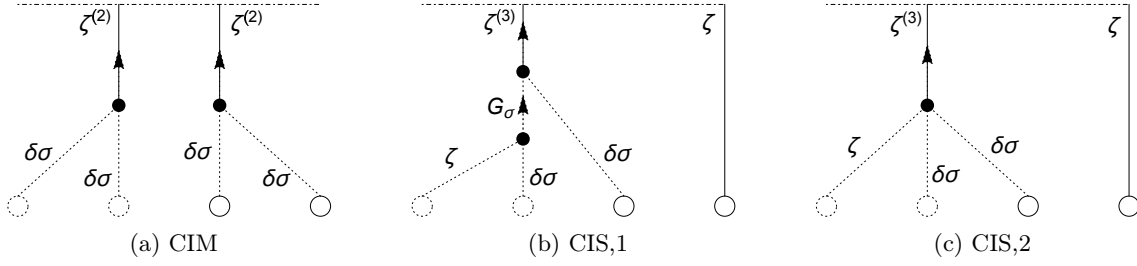
#### 4 One-loop corrections

To calculate loop corrections on superhorizon scales it is convenient to adopt the diagrammatic expansion scheme performed in [16, 18], based on the modified Feynman rules developed in [38]. In this scheme, higher-order perturbations are always resolved into solutions of the free fields by virtue of the Green's method, and therefore correlation functions are simply resulted from convolutions of free fields with retarded Green functions. For example, the  $\zeta$  two-point function is given by

$$\begin{aligned} \langle \Omega | \zeta^2(\eta) | \Omega \rangle &= \langle 0 | U_I^\dagger(\eta, -\infty_+) \zeta_I^2(\eta) U_I(\eta, -\infty_+) | 0 \rangle, \\ &= \langle U_I^\dagger(\eta, -\infty_+) \zeta_I(\eta) U_I(\eta, \eta_1) U_I^\dagger(\eta, \eta_1) \zeta_I(\eta) U_I(\eta, -\infty_+) \rangle, \end{aligned} \quad (4.1)$$

where  $|\Omega\rangle$  is the vacuum of the interacting theory and  $|0\rangle$  is the vacuum of the free theory. The  $-\infty_+$  implies a replacement of  $\eta_1$  by  $\eta_1(1 + i\varepsilon)$  when taking  $\eta_1 \rightarrow -\infty$ , such that the time-integration is projected from  $|0\rangle$  to  $|\Omega\rangle$ . Equation (4.1) is then interpreted as the two-point correlation of  $\zeta_I$  evolved from  $\eta_1$  to  $\eta$  after projecting the free vacuum to the interacting vacuum with the operator

$$U_I(\eta, \eta_1) = \hat{T} e^{-i \int_{\eta_1}^{\eta} d\bar{\eta} H_I(\bar{\eta})}, \quad (4.2)$$



**Figure 2:** One-loop diagrams of the cut-in-the-middle (CIM) and the cut-in-the-side (CIS) types. Solid (dotted) lines are external (internal),  $\zeta$  and  $\delta\sigma$  are free fields, arrows are propagators, black dots are vertices, and  $\zeta^{(i)}$  is a propagating  $\zeta$  field at  $i$ -th order in perturbations. In each diagram one dotted circle must correlates with one solid circle in order to get non-vanished contributions, and there is no correlation between  $\zeta$  and  $\delta\sigma$  fields.

that satisfies  $U_I(\eta, \eta_1)U_I^\dagger(\eta, \eta_1) = \mathbf{1}$ . The Taylor expansion of  $U_I$  up to second order in  $H_I$  leads to [16]:

$$\langle \zeta^2 \rangle = \langle \zeta^2 \rangle_{\text{CIM}} + \langle \zeta^2 \rangle_{\text{CIS,1}} + \langle \zeta^2 \rangle_{\text{CIS,2}} \quad (4.3)$$

where CIM denotes the contribution from the cut-in-the-middle diagrams and CIS denotes those from the cut-in-the-side diagrams. In particular, these one-loop diagrams are given by the cubic interactions  $H_I^{(3)}$  and the quartic interactions  $H_I^{(4)}$  as

$$\langle \zeta^2 \rangle_{\text{CIM}} = - \int^\eta d\eta_1 \int^\eta d\tilde{\eta}_1 \left\langle \left[ H_I^{(3)}(\eta_1), \zeta(\eta) \right] \left( \left[ H_I^{(3)}(\tilde{\eta}_1), \zeta(\eta) \right] \right)^\dagger \right\rangle, \quad (4.4)$$

$$\langle \zeta^2 \rangle_{\text{CIS,1}} = -2 \text{Re} \left[ \int^\eta d\eta_2 \int_2^\eta d\eta_1 \left\langle \left[ H_I^{(3)}(\eta_1), \left[ H_I^{(3)}(\eta_2), \zeta(\eta) \right] \right] \zeta(\eta) \right\rangle \right], \quad (4.5)$$

$$\langle \zeta^2 \rangle_{\text{CIS,2}} = -2 \text{Im} \left[ \int^\eta d\eta_1 \left\langle \left[ H_I^{(4)}(\eta_1), \zeta(\eta) \right] \zeta(\eta) \right\rangle \right]. \quad (4.6)$$

As seen by (2.5), interactions with each one  $\alpha$  is suppressed by one factor  $\epsilon_\phi \simeq \epsilon_H$ , and interactions involved with  $\beta$  are higher-order in the slow-roll parameters. To the leading order in  $\epsilon_\phi$ ,  $H_I^{(3)}$  derived from (2.14) comprises a  $\zeta$  field and a pair of  $\sigma$  fields, while  $H_I^{(4)}$  includes a pair of  $\zeta$  fields and a pair of  $\sigma$  fields. In this case there is only one corresponding CIM diagram, where two free  $\sigma$  fields scatter to generate a propagating  $\zeta$  at second order and  $\langle \zeta^2 \rangle_{\text{CIM}}$  is the correlation of two of these propagating  $\zeta$  fields.

There are two kinds of CIS diagrams. The first one is a propagating second-order  $\sigma$  field generated by a scattering of a free  $\zeta$  with a free  $\sigma$ . This propagating  $\sigma$  scatters with a free  $\sigma$  field again and results in a propagating  $\zeta$  at third order.  $\langle \zeta^2 \rangle_{\text{CIS,1}}$  is then the correlation of a third-order  $\zeta$  with a free  $\zeta$  field. Similarly,  $\langle \zeta^2 \rangle_{\text{CIS,2}}$  is also a correlation of a third-order  $\zeta$  with a free  $\zeta$  field, where the third-order  $\zeta$  field is generated by the scattering of a free  $\zeta$  with a pair of free  $\sigma$  fields through the interaction  $H_I^{(4)}$ .

#### 4.1 Linear perturbations with phase transitions

We have seen that  $\sigma$  can obtain a time-dependent mass square  $M^2 = V_{\sigma\sigma}/H^2$  during a transition to another local minimum, and that  $M^2$  can become negative during phase transitions. To specify the discussion, we consider a transition driven by the type of potentials as (3.2). We can solve the mode function  $u_k = a\delta\sigma_k$  with a simplified equation of motion given by

$$u_k'' + \left(k^2 - \frac{l^2 - 1/4}{\eta^2}\right) u_k = 0, \quad l = \begin{cases} 3/2, & \eta \leq \eta_i, \\ \sqrt{9/4 + M_-^2}, & \eta_i < \eta \leq \eta_f, \\ \sqrt{9/4 - M_+^2}, & \eta > \eta_f, \end{cases} \quad (4.7)$$

where  $M_-^2 = |M^2|$  is the phase that  $M^2 < 0$ , and therefore  $l > 3/2$  for  $\eta_i < \eta \leq \eta_f$  and  $0 < l < 3/2$  for  $\eta > \eta_f$ . Without the loss of generality,  $\sigma$  is assumed to be massless by  $\eta_i$ .

Given that  $\sigma$  starts to roll down from very close to the origin, we may neglect the change of  $\sigma$  in (3.3) so that  $M^2 \approx -\lambda v^2/H^2$  is a good approximation in the first few e-foldings, where the time dependence in  $M$  is mild with a sufficiently small  $\epsilon_H$ . To reach a good understanding on the behavior of  $u_k$ , it is enough to consider a pure de Sitter expansion by taking  $\epsilon_H = 0$ , and thus  $H = H_i$ ,  $\eta = -1/\mathcal{H} = -1/(H_i a)$ . Using a new time variable  $z = k\eta$ , the solution of (4.7) with a constant  $M_-^2 = \lambda v^2/H_i^2$  and a constant  $M_+^2 = 2\lambda v^2/H_i^2$  reads

$$\delta\sigma_k = \frac{H}{\sqrt{2k^3}} e^{-iz} (i - z), \quad z \leq z_i, \quad (4.8)$$

$$= \frac{H}{\sqrt{k^3}} (-z)^{3/2} [b_1(k) J_l(-z) + i b_2(k) Y_l(-z)], \quad z_i < z \leq z_f, \quad (4.9)$$

$$= \frac{H}{\sqrt{k^3}} (-z)^{3/2} [c_1(k) J_l(-z) + i c_2(k) Y_l(-z)], \quad z > z_f, \quad (4.10)$$

where  $z_i \equiv k\eta_i$  and  $J_l(Y_l)$  is the Bessel function of the first (second) kind.

Let us first focus on the time interval  $z_i < z \leq z_f$ . If  $M_-^2 \ll 1$ , the mode function  $\delta\sigma_k$  with  $k < k_i \equiv -1/\eta_i$  is nearly a constant by  $z = z_i$ . In the limit  $z \rightarrow 0$ ,  $\delta\sigma_k \rightarrow iH/\sqrt{2k^3}$  in (4.8) while  $J_l(-z)$  automatically drops out in (4.9), and one can match the solution at  $z = z_i$  to find that  $b_2 = -\pi(-z_i)^{l-3/2}/(\sqrt{2} 2^l \Gamma(l))$ , where

$$\delta\sigma_k = i \frac{H}{\sqrt{2k^3}} \left(\frac{z}{z_i}\right)^{3/2-l}. \quad (4.11)$$

On the other hand,  $\delta\sigma_k$  with  $k > k_i$  leaves the horizon at some epoch  $\eta_k > \eta_i$ , where  $\eta_k \gtrsim -1/k$ . Although  $b_1, b_2$  can be solved by matching the value of  $\delta\sigma_k$  and  $\delta\sigma_k'$  at  $z = z_i$ , in the limit  $z_i \gg 1$  we find that

$$b_1 \approx b_2 \rightarrow \frac{\sqrt{\pi}}{2} \exp\left[i\left(\frac{\pi}{2}l + \frac{\pi}{4}\right)\right], \quad (4.12)$$

which are independent of  $z_i$ . This implies that mode functions with  $k \gg k_i$  cannot feel the phase transition, and the vacuum state in the Minkowski regime  $\delta\sigma_k \approx -(H/\sqrt{2k^3}) \times z e^{-iz}$

is almost unchanged after  $z_i$ . Therefore, for  $k > k_i$  we shall match  $|\delta\sigma_k|$  between the vacuum state with the late-time growing mode  $Y_l$  in (4.9) at  $z = z_k \equiv k\eta_k$ , which leads to

$$\delta\sigma_k = i \frac{H}{\sqrt{2k^3}} z_k \left( \frac{z}{z_k} \right)^{3/2-l}. \quad (4.13)$$

For  $|M^2| > 1$ , the time evolution of  $\delta\sigma_k$  becomes important after the phase transition. As a simple example, let us consider a special case  $l = 5/2$  (that is  $M_-^2 = 4$ ), where (4.9) has an analytical expression based on  $J_{5/2}(-z)$  and  $Y_{5/2}(-z)$ . By matching  $\delta\sigma_k$  and  $\delta\sigma'_k$  at  $z = z_i$ , we can solve the coefficients as

$$b_1 = \frac{\sqrt{\pi}}{4z_i^4} \left[ e^{-2iz_i} (3i - 6z_i - 2iz_i^2) + 3i + 2z_i^2 (2i + z_i(2 - iz_i)) \right], \quad (4.14)$$

$$b_2 = \frac{\sqrt{\pi}}{4z_i^4} \left[ e^{-2iz_i} (-3i + 6z_i + 2iz_i^2) + 3i + 2z_i^2 (2i + z_i(2 - iz_i)) \right], \quad (4.15)$$

and now (4.9) is given by

$$\begin{aligned} \delta\sigma_k = & -\frac{H}{2\sqrt{2k^3}z_i^4 z} e^{-iz} \left[ (z(z-3i)-3)(2z_i^2(z_i(z_i+2i)-2)-3) \right. \\ & \left. - e^{2i(z-z_i)}(z(z+3i)-3)(2z_i(z_i-3i)-3) \right]. \end{aligned} \quad (4.16)$$

Considering the limit  $|z| \ll |z_i| \leq 1$  for mode functions with  $k \leq k_i$ , (4.16) is reduced as

$$\delta\sigma_k \approx \frac{4i}{5} \frac{H}{\sqrt{2k^3}} \left( \frac{z_i}{z} \right). \quad (4.17)$$

This solution agrees with (4.11) for  $l = 5/2$  up to a constant factor  $4/5$ .<sup>1</sup>

Similarly, one can solve  $c_1, c_2$  in (4.10) by matching the solutions at  $z = z_f$ . For  $k < k_i$ , we can simply match (4.11) with (4.10) in the limit  $z \rightarrow 0$  and find that

$$\delta\sigma_k \rightarrow i \frac{H}{\sqrt{2k^3}} \left( \frac{z_f}{z_i} \right)^{l_+ - l_-} \left( \frac{z}{z_i} \right)^{3/2 - l_+}, \quad (4.18)$$

where  $l_{\pm} \equiv \sqrt{9/4 \mp M_{\pm}^2}$ . Since  $l_+ < 3/2$ , the mode function decays for  $z > z_f$  as the case of a massive field with a positive mass square [9].

## 4.2 Induced curvature perturbations

We now calculate the one-loop corrections to the  $\zeta$  two-point function induced by the  $\sigma$  field which undergoes a phase transition as (4.7). The late-time contribution from  $\langle \zeta^2 \rangle_{\text{CIM}}$  involves two propagators of each  $G_{\zeta} \sim a^{-3}$ , four free fields of each  $\delta\sigma \sim a^{l-3/2}$  and two vertices. For the non-derivative cubic interaction (2.15) each vertex brings in an integration  $\sim \epsilon_{\phi} V_{\sigma\sigma} \int d\eta a^4(\eta)$ , and we can find from (2.17) that  $\langle \zeta^2 \rangle_{\text{CIM}} \sim a^{4l-6}$ , which is growing during  $\eta_i < \eta \leq \eta_f$  where  $l = l_- > 3/2$ . On the other hand, in the  $\langle \zeta^2 \rangle_{\text{CIS},1}$  correlation two

<sup>1</sup>In the limit  $z_i \leq z \ll -1$ , (4.16) reproduces the usual Bunch-Davies vacuum state  $\delta\sigma_k \approx -(H/\sqrt{2k^3}) \times ze^{-iz}$  in the Minkowski regime.

temporarily growing  $\delta\sigma$  fields are replaced by one propagator  $G_\sigma$ . The internal propagator  $G_\sigma(\eta_1; \eta_2)$  effectively contributes  $a^{-3}$  to the two-point function after both  $\eta_1$  and  $\eta_2$  are integrated out. In  $\langle \zeta^2 \rangle_{\text{CIS},2}$  the quartic interactions can provide at best two free  $\delta\sigma$ 's with one non-derivative vertex  $\sim \epsilon_\phi^2 V_{\sigma\sigma} \int d\eta a^4(\eta)$ . In both CIS diagrams one of the external field is a free  $\zeta$  whose contribution can be locally absorbed into the homogeneous background through a rescaling of the scale factor  $a$  [16]. This is the essential difference between CIS diagrams and the CIM one. As a result one concludes that the CIM diagram is the dominant one-loop corrections on superhorizon scales.

Let us compute  $\langle \zeta^2 \rangle_{\text{CIM}}$ . The leading interactions of  $\mathcal{O}(\epsilon_\phi)$  from (2.14) are

$$S_{\zeta\sigma\sigma}^{(3)} \supset \int d\eta d^3x \frac{a^2}{2} \alpha [-\delta\sigma'^2 - (\partial\delta\sigma)^2 - a^2 V_{\sigma\sigma} \delta\sigma^2], \quad (4.19)$$

where after integrating the first term with time derivatives by parts and replacing it by the equation of motion (2.9), we can recast the interactions (4.19) as

$$S_{\zeta\sigma\sigma}^{(3)} \supset \int d\eta d^3x \frac{a^2}{2} \alpha [\delta\sigma\partial^2\delta\sigma - (\partial\delta\sigma)^2 - 2a^2 V_{\sigma\sigma} \delta\sigma^2 + \mathcal{O}(\epsilon_\phi) \dots]. \quad (4.20)$$

By virtue of the Green's method for cosmological correlators [38], we treat the  $\delta\sigma$  fields as additional sources to the  $\zeta$  equation of motion as

$$\zeta_{\mathbf{k}}'' + \left(2 + \frac{\epsilon_\phi'}{\mathcal{H}\epsilon_\phi}\right) \mathcal{H}\zeta_{\mathbf{k}}' + k^2 \zeta_{\mathbf{k}} = \mathcal{S}_\zeta(\mathbf{k}, \eta), \quad (4.21)$$

where we define

$$\mathcal{S}_\zeta(\mathbf{k}, \eta) = \frac{\kappa^2}{4} \int \frac{d^3\mathbf{p}d^3\mathbf{q}}{(2\pi)^3} \delta(\mathbf{p} + \mathbf{q} - \mathbf{k}) \delta\sigma_{\mathbf{p}}(\eta) \delta\sigma_{\mathbf{q}}(\eta) \left[ -2\frac{M^2}{\eta^2} + q^2 - p_i q^i + \dots \right]. \quad (4.22)$$

The correlation function due to the CIM diagram is then given by

$$\begin{aligned} \langle \zeta_{\mathbf{k}}(\eta) \zeta_{\mathbf{K}}(\eta) \rangle_{\text{CIM}} &= \int d\tilde{\eta}_2 \int d\tilde{\eta}_1 (2\tilde{\epsilon}_1) a^2(\tilde{\eta}_1) (2\tilde{\epsilon}_2) a^2(\tilde{\eta}_2) \\ &\quad \times G_{\mathbf{k}}^\zeta(\eta; \tilde{\eta}_1) G_{\mathbf{K}}^\zeta(\eta; \tilde{\eta}_2) \langle S_\zeta(\mathbf{k}, \tilde{\eta}_1) S_\zeta(\mathbf{K}, \tilde{\eta}_2) \rangle, \end{aligned} \quad (4.23)$$

where  $\epsilon_1 \equiv \epsilon(\eta_1)$  and  $G_{\mathbf{k}}^\zeta$  is the Fourier transform of the Green function  $G_\zeta$ . The unequal-time correlation function is

$$\begin{aligned} \langle S_\zeta(\mathbf{k}, \eta_1) S_\zeta(\mathbf{K}, \eta_2) \rangle &= \frac{\kappa^4}{16} \int \frac{d^3\mathbf{p}d^3\mathbf{q}d^3\mathbf{P}d^3\mathbf{Q}}{(2\pi)^6} \delta(\mathbf{p} + \mathbf{q} - \mathbf{k}) \delta(\mathbf{P} + \mathbf{Q} - \mathbf{K}) \\ &\quad \times \left[ -2\frac{M^2}{\eta_1^2} + \dots \right] \left[ -2\frac{M^2}{\eta_2^2} + \dots \right] \langle \delta\sigma_{\mathbf{p}}(\eta_1) \delta\sigma_{\mathbf{q}}(\eta_1) \delta\sigma_{\mathbf{P}}(\eta_2) \delta\sigma_{\mathbf{Q}}(\eta_2) \rangle. \end{aligned} \quad (4.24)$$

The  $\zeta$  Green function is obtained according to (2.7) as

$$\begin{aligned} G_{\mathbf{k}}^\zeta(\eta; \tilde{\eta}) &= i\theta(\eta - \tilde{\eta}) \frac{\kappa^2 H^2}{2\sqrt{\epsilon_\phi \tilde{\epsilon}_\phi}} \frac{1}{2k^3} \\ &\quad \times \left[ e^{-ik(\eta - \tilde{\eta})} (i - k\eta)(-i - k\tilde{\eta}) - e^{-ik(\tilde{\eta} - \eta)} (i - ik\tilde{\eta})(-i - k\eta) \right], \end{aligned} \quad (4.25)$$

where  $\tilde{\epsilon}_\phi$  is evaluated at  $\tilde{\eta}$ . To simplify the calculation, we assume that the slow-roll parameter is nearly a constant throughout the time of our interest. By using the symmetry between the pairs of momenta  $(\mathbf{p}, \mathbf{q}) \leftrightarrow (\mathbf{P}, \mathbf{Q})$  and the symmetry between time integrations ( $\tilde{\eta}_1 \leftrightarrow \tilde{\eta}_2$ ), we can rearrange the integration as

$$\begin{aligned} \langle \zeta_{\mathbf{k}}(\eta) \zeta_{\mathbf{K}}(\eta) \rangle_{\text{CIM}} &= \frac{\kappa^4 M^4}{2} \delta(\mathbf{k} + \mathbf{K}) \int d^3 \mathbf{p} d^3 \mathbf{q} \delta(\mathbf{p} + \mathbf{q} - \mathbf{k}) \\ &\quad \times \left| \int^n \frac{d\tilde{\eta}}{\tilde{\eta}^2} a^2(\tilde{\eta}) G_{\mathbf{k}}^\zeta(\eta; \tilde{\eta}) \delta\sigma_{\mathbf{p}}(\tilde{\eta}) \delta\sigma_{\mathbf{q}}(\tilde{\eta}) \right|^2, \end{aligned} \quad (4.26)$$

where the pair of momenta  $(\mathbf{P}, \mathbf{Q})$  have been integrated out. Note that the disconnected diagram  $\langle \zeta \zeta \rangle_{dc} \equiv \langle \zeta \rangle^2$  has been excluded in (4.26) as it only contributes to the zero-mode correlation  $k = K = 0$ .<sup>2</sup>

It is useful to reparametrize the internal wave numbers with respect to the external wave number as  $x = q/k$ ,  $y = p/k$ . For  $k < k_i$  (or  $z_i < 1$ ), we shall compute the time from  $z = z_i$  and put the cutoff  $y_i \equiv k_i/k$  to the internal wave numbers so that the late-time approximation (4.11) can be applied. After applying these cutoffs we extract only the contribution from superhorizon modes since the start of the phase transition at  $\eta = \eta_i$ . As we will see that the choice of the UV cutoff  $y_i$  does not affect the results. The correlation (4.26) is then

$$\langle \zeta_{\mathbf{k}} \zeta_{\mathbf{K}} \rangle_{\text{CIM}} = \frac{\pi \kappa^4 H^4}{k^3} M^4 \delta(\mathbf{k} + \mathbf{K}) \int_{y_0}^{y_i} \int_{|1-y|}^{1+y} dx dy \frac{1}{x^2 y^2} |F_4(z) - F_4(z_i)|^2, \quad (4.27)$$

where  $y_0 = k_0/k$ , and  $k_0$  is a suitable cutoff for the largest cosmological scale (see the discussion in [13, 42]). Here, we define a useful function

$$F_n(z) \equiv \int \frac{d\tilde{z}}{2\tilde{z}^n} \Theta(z - \tilde{z}) \left[ e^{i(z-\tilde{z})} (1 - iz)(\tilde{z} - i) + e^{i(\tilde{z}-z)} (1 + iz)(i + \tilde{z}) \right] \left( \frac{\tilde{z}}{z_i} \right)^{3-2l}. \quad (4.28)$$

In the limit  $|z| \leq |\tilde{z}| \ll 1$ , the time integration is simplified as

$$F_n(z) \approx \int \frac{d\tilde{z}}{3\tilde{z}^n} \Theta(z - \tilde{z}) (z^3 - \tilde{z}^3) \left( \frac{\tilde{z}}{z_i} \right)^{3-2l}. \quad (4.29)$$

Taking the late-time approximation (4.29) into (4.27), we find that the dominant contribution comes from the IR cutoff  $y_0$ , where

$$\langle \zeta_{\mathbf{k}} \zeta_{\mathbf{K}} \rangle_{\text{CIM}} = \frac{3\pi \kappa^4 H^4}{k^3} M^4 \delta(\mathbf{k} + \mathbf{K}) \ln \left( \frac{k}{k_0} \right) \Pi_\zeta(z), \quad (4.30)$$

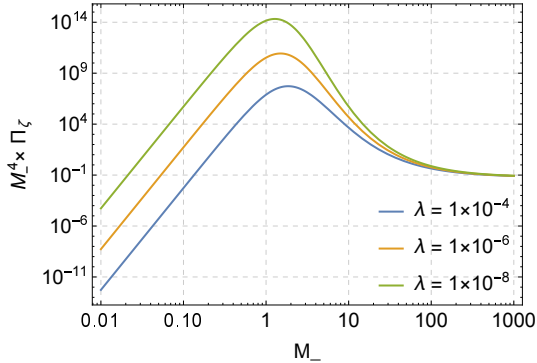
and the integral factor in the limit  $z \rightarrow 0$  reads

$$\Pi_\zeta(z) \approx \frac{1}{4l^2(3-2l)^2} \left( \frac{z}{z_i} \right)^{6-4l}, \quad \text{if } \frac{3}{2} < l \leq \frac{5}{2}, \quad (4.31)$$

$$\approx \frac{1}{9} \ln^2 \left( \frac{z_i}{z} \right), \quad \text{if } l = \frac{3}{2}. \quad (4.32)$$

---

<sup>2</sup>The disconnected diagram corresponds to the equal-time propagation of the source pairs in (4.24).



**Figure 3:** The value of the mass-dependence in the one-loop  $\langle \zeta^2 \rangle_{\text{CIM}}$  correlation function for  $k < k_i$  given by Eq. (4.30) with respect to the mass parameter  $M_-$  evaluated at  $\eta = \eta_f$ .

We put a conservative upper bound  $M_- \leq 2$  to justify the assumption (4.11). The logarithmic scale-dependence  $\ln(k/k_0)$  in (4.30) is subject to the projection effect between two superhorizon modes, which should have no importance for cosmological observables [17]. The study of this issue is beyond the scope of the current paper.

Since  $\delta\sigma_k$  starts to decay after the mass square changes to be positive, the source  $\mathcal{S}_\zeta$  has a maximum value around  $\eta = \eta_f$ . We may estimate the value of  $\Pi_\zeta(z_f)$  from (3.8) in a pure de Sitter expansion by taking  $M_-^2 = M_i^2$ . Suppose that the energy scale of inflation is  $H_i^2/M_p^2 \sim \epsilon_i \times 10^{-10}$ , then the result in Figure 3 shows that the one-loop correction  $\langle \zeta^2 \rangle_{\text{CIM}}$  can have a value around  $\epsilon_i^2 M^4 \Pi_\zeta \times 10^{-10}$  times smaller than the tree expectation value  $\langle \zeta^2 \rangle_{\text{tree}} \sim H_i^2/(\epsilon_i M_p^2)$ . With a self-coupling  $\lambda \sim 10^{-8}$  one may realize  $\langle \zeta^2 \rangle_{\text{CIM}}/\langle \zeta^2 \rangle_{\text{tree}} \sim \mathcal{O}(1)$ , where  $\epsilon < 0.0068$  according to [1]. This loop correction can be much larger than the usual expectation from massless fields or massive spectator fields that always live in some stable vacuum states [9, 16]. Note that the decay of  $\delta\sigma_k$  at  $\eta > \eta_f$  only makes  $\mathcal{S}_\zeta$  decay in (4.21) but the curvature perturbation is always enhanced during the phase transitions. As  $\mathcal{S}_\zeta \rightarrow 0$ ,  $\zeta$  converges to a constant again and the  $\langle \zeta^2 \rangle_{\text{CIM}}$  correction enhanced by temporarily growing perturbations becomes nearly frozen from  $\eta = \eta_f$  to the end of inflation.

For  $k_f > k > k_i$ , we have  $z_i > 1$  and the time integration is chosen to start at some epoches  $z_k \gtrsim -1$  where all internal modes  $p \leq k$  with the cutoff  $y = 1$  have left the horizon. In this case the correlation function (4.26) with the solution (4.13) is again dominated by the contribution around the IR cutoff  $y_0$  as

$$\langle \zeta_{\mathbf{k}} \zeta_{\mathbf{K}} \rangle_{\text{CIM}} = \frac{\pi \kappa^4 H^4}{k^3} M^4 \delta(\mathbf{k} + \mathbf{K}) \int_0^1 \int_{1-y}^{1+y} dx dy \frac{1}{x^2 y^2} \times \left( \frac{xy}{y_i^2} \right)^{3-2l} |F_4(z) - F_4(z_k)|^2, \quad (4.33)$$

$$\approx \frac{\pi \kappa^4 H^4}{k^3} M^4 \delta(\mathbf{k} + \mathbf{K}) \frac{z_i^{6-4l}}{(l-1)(3-2l)} \Pi_\zeta(z), \quad (4.34)$$

for  $\frac{3}{2} < l \leq \frac{5}{2}$  in the limit  $z \rightarrow 0$ . The factor  $z_i^{6-4l} = (k/k_i)^{6-4l}$  is introduced by the

scale-dependent cutoff  $z = z_k$ , which suppressed the CIM contribution to modes that exit the horizon during the period  $\eta_f < \eta < \eta_i$ .

### 4.3 Second-order gravitational waves

It is also interesting to ask how large the corrections to the tensor perturbation  $h_{ij}$  are induced by the (temporarily) growing field perturbations  $\delta\sigma$  during phase transitions. We are in particular interested in the contribution from the CIM diagram, which is the dominant effect from massive spectator fields. The tensor perturbation induced by the CIM diagram is in fact a classical process that generates second-order gravitational waves through a pair of scalar perturbations. Unlike the curvature perturbation, the tree-level tensor mode  $h$  does not suppress by the slow-roll parameter  $\epsilon_\phi$  and therefore to find the leading contributions one can neglect any term involves with  $\alpha$ ,  $\beta$  or  $\delta\phi$ . For cubic terms the only interaction that is not suppressed by the slow-roll parameter reads [33, 43–46]

$$\mathcal{L}_{h\sigma\sigma} = \frac{a^2}{2} h_{ij} \partial_i \delta\sigma \partial_j \delta\sigma. \quad (4.35)$$

This interaction contributes to the tensor perturbation at second order according to the equation of motion

$$h''_{ij} + 2\mathcal{H}h'_{ij} - \nabla^2 h_{ij} = -4 \perp_{ij}{}^{lm} S_{lm}, \quad (4.36)$$

where  $\perp_{ij}{}^{lm}$  is the projection operator that extracts the transverse and traceless part of the source generated by (4.35), that is

$$S_{ij}(\mathbf{x}, \eta) = \kappa^2 \partial_i \delta\sigma(\mathbf{x}, \eta) \partial_j \delta\sigma(\mathbf{x}, \eta). \quad (4.37)$$

The Fourier transform of the tensor perturbation is defined as

$$h_{ij}(\mathbf{x}, \eta) = \int \frac{d^3\mathbf{k}}{(2\pi)^{3/2}} e^{i\mathbf{k}\cdot\mathbf{x}} [h_{\mathbf{k}}^+(\eta) e_{ij}^+(\mathbf{k}) + h_{\mathbf{k}}^\times(\eta) e_{ij}^\times(\mathbf{k})], \quad (4.38)$$

where we introduce two unit vectors  $\mathbf{e}^1$ ,  $\mathbf{e}^2$  that form orthonormal basis together with another unit vector  $\mathbf{k}/k$ , and such that

$$e_{ij}^+(\mathbf{k}) = \frac{1}{\sqrt{2}} [e_i^1(\mathbf{k}) e_j^1(\mathbf{k}) - e_i^2(\mathbf{k}) e_j^2(\mathbf{k})], \quad (4.39)$$

$$e_{ij}^\times(\mathbf{k}) = \frac{1}{\sqrt{2}} [e_i^1(\mathbf{k}) e_j^2(\mathbf{k}) + e_i^2(\mathbf{k}) e_j^1(\mathbf{k})]. \quad (4.40)$$

Therefore the equation of motion for  $h_{\mathbf{k}}^+$  or  $h_{\mathbf{k}}^\times$  takes the form

$$h''_{\mathbf{k}} + 2\mathcal{H}h'_{\mathbf{k}} + k^2 h_{\mathbf{k}} = S_h(\mathbf{k}, \eta), \quad (4.41)$$

where the source term is led by

$$S_h(\mathbf{k}, \eta) = -4\kappa^2 e^{ij}(\mathbf{k}) \int \frac{d^3\mathbf{p} d^3\mathbf{q}}{(2\pi)^3} \delta(\mathbf{p} + \mathbf{q} - \mathbf{k}) \delta\sigma_{\mathbf{p}}(\eta) \delta\sigma_{\mathbf{q}}(\eta) p_i q_j. \quad (4.42)$$



Applying the same method as used for the curvature perturbation, we can compute the tensor two-point function  $\langle h_{\mathbf{k}} h_{\mathbf{K}} \rangle$  from the unequal-time correlation function

$$\begin{aligned} \langle S_h(\mathbf{k}, \eta_1) S_h(\mathbf{K}, \eta_2) \rangle &= 16\kappa^4 e^{ij}(\mathbf{k}) e^{lm}(\mathbf{K}) \int \frac{d^3 p d^3 q d^3 P d^3 Q}{(2\pi)^6} p_i q_j P_l Q_m \\ &\times \delta(\mathbf{p} + \mathbf{q} - \mathbf{k}) \delta(\mathbf{P} + \mathbf{Q} - \mathbf{K}) \langle \delta\sigma_{\mathbf{p}}(\eta_1) \delta\sigma_{\mathbf{q}}(\eta_1) \delta\sigma_{\mathbf{P}}(\eta_2) \delta\sigma_{\mathbf{Q}}(\eta_2) \rangle. \end{aligned} \quad (4.43)$$

In terms of the reparametrized wave numbers  $x = q/k$ ,  $y = p/k$ , the projection  $e^{ij} p_i q_j = -e^{ij} p_i p_j$  is simply

$$e^{ij}(\mathbf{k}) p_i p_j = \frac{k^2 y^2}{\sqrt{2}} \left[ 1 - \left( \frac{1 + y^2 - x^2}{2y} \right)^2 \right] (\cos^2 \varphi - \sin^2 \varphi), \quad (4.44)$$

where  $\varphi$  is the azimuthal angle of  $\mathbf{p}$  on the  $(\mathbf{e}^1, \mathbf{e}^2)$  plane. The power spectrum for either polarization ( $h_{\mathbf{k}}^+$  or  $h_{\mathbf{k}}^\times$ ) is given from the definition

$$\langle h_{\mathbf{k}}(\eta) h_{\mathbf{K}}(\eta) \rangle = \frac{2\pi^2}{k^3} \delta(\mathbf{k} + \mathbf{K}) \mathcal{P}_h(k, \eta). \quad (4.45)$$

For tensor modes that exit the horizon by  $\eta = \eta_i$  where  $z_i = k/k_i < 1$ , we find no IR divergence at zero mode so that the integration can run from 0 to  $y_i$  to give

$$\langle h_{\mathbf{k}} h_{\mathbf{K}} \rangle_{\text{CIM}} = \frac{4\pi\kappa^4 H^4}{k^3} \delta(\mathbf{k} + \mathbf{K}) \int_0^{y_i} \int_{|1-y|}^{1+y} dx dy \frac{y^2}{x^2} \quad (4.46)$$

$$\begin{aligned} &\times \left[ 1 - \left( \frac{1 + y^2 - x^2}{2y} \right)^2 \right]^2 |F_2(z) - F_2(z_i)|^2, \\ &= \frac{64\pi\kappa^4 H^4}{15k^3} \delta(\mathbf{k} + \mathbf{K}) \left( \frac{k}{k_i} \right)^3 \Pi_h(z), \end{aligned} \quad (4.47)$$

where  $F_n(z)$  has been given in (4.28) and the late-time approximation (4.29) is used for the second equation. The integral factor is defined as

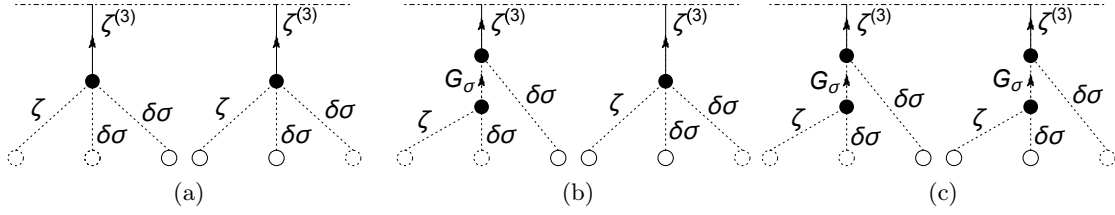
$$\Pi_h(z) \approx \frac{1}{9(5-2l)^2}, \quad \text{if } \frac{3}{2} \leq l < \frac{5}{2}, \quad (4.48)$$

$$\approx \frac{1}{9} \ln^2 \left( \frac{z_i}{z} \right), \quad \text{if } l = \frac{5}{2}. \quad (4.49)$$

We find that the second-order tensor perturbation induced by superhorizon modes ( $\delta\sigma_p$  with  $p < k_i$ ) is dominated by the UV cutoff  $y = y_i$ , and thus is suppressed by a factor  $(k/k_i)^3$ . This is due to the fact that the leading interaction (4.35) is a derivative coupling with two spatial derivatives. We therefore conclude that massive fields cannot contribute large corrections to the tensor perturbation even if their perturbations are growing after horizon exit due to negative masses.

## 5 Higher-order corrections

Since a negative mass leads to the growth of the field perturbations on superhorizon scales, one may be curious about the contribution from higher-order corrections where more free



**Figure 4:** Two-loop diagrams of the cut-in-the-middle (CIM) type. Solid (dotted) lines are external (internal),  $\zeta$  and  $\delta\sigma$  are free fields, arrows are propagators, black dots are vertices, and  $\zeta^{(i)}$  is a propagating  $\zeta$  field at  $i$ -th order in perturbations. In each diagram one dotted circle must correlate with one solid circle in order to get non-vanished contributions, and there is no correlation between  $\zeta$  and  $\delta\sigma$  fields.

fields are running in loops. However, as long as a higher loop diagram is of the CIS type, similar to figure 2b or 2c where one of the external field is a free  $\zeta$ , the contribution from such a diagram is suppressed in the late-time regime due to a rescaling of the local background [16]. Therefore we only need to consider the non-CIS type diagrams.

Up to quartic order in perturbations there are two kinds of non-derivative interactions  $H_I^{(3)} \sim \epsilon a^4 V_{\sigma\sigma} \zeta \delta\sigma^2$  and  $H_I^{(4)} \sim \epsilon^2 a^4 V_{\sigma\sigma} \zeta^2 \delta\sigma^2$  induced by the mass term, as considered in the one-loop calculations. Each non-derivative interaction can introduce at most two free  $\delta\sigma$  fields but inevitably generates one more propagator  $G_\zeta$  or  $G_\sigma$ . Higher-order non-derivative interactions with more  $\zeta$  fields are further suppressed by the slow-roll parameter since they must come from  $\alpha = -\epsilon\zeta$  through the gravitational coupling.

It can be checked that if we want to insert a vertex of the quartic interaction  $H_I^{(4)}$  as a 1PI diagram, then there are at most 4 free  $\delta\sigma$  fields as the cases of figure 4a and 4b. Further insertion of the quartic vertex as a 1PI diagram must introduce one internal propagator  $G_\sigma$  (otherwise becomes non-1PI diagram if the internal propagator is  $G_\zeta$ ). As a result the 1PI insertion of a quartic vertex does not change the time-dependence of the original diagram but only leads to an extra suppression factor  $\sim \epsilon M^2 H^2 / M_p^2$ , provided that  $V_{\sigma\sigma} \ll M_p^2$ . For the cubic interaction  $H_I^{(3)}$  we have to insert these vertices as a pair. Similarly there are at most 4 free  $\delta\sigma$  fields by inserting cubic vertices as of figure 4b and 4c. Further 1PI insertion of a cubic vertex cannot change the time-dependence but instead suppresses the original diagram by a factor  $\sim \epsilon M^4 H^2 / M_p^2$  if we consider  $|M^2| \ll \epsilon^{-1} \times 10^5$ . We therefore conclude that the one-loop CIM diagram (figure 2a) is the leading 1PI contribution to the  $\zeta$  two-point function.

The sum of the corrections to the  $\zeta$  two-point function from the CIM diagram figure 2a to all orders is schematically given by

$$\langle \zeta^2 \rangle \sim \frac{H^2}{\epsilon M_p^2} \left[ 1 + c_* \frac{H^2}{\epsilon M_p^2} \epsilon^2 M^4 \Pi_\zeta(a) + \left( c_* \frac{H^2}{\epsilon M_p^2} \epsilon^2 M^4 \Pi_\zeta(a) \right)^2 + \dots \right], \quad (5.1)$$

where  $c_*$  is a constant factor of  $\mathcal{O}(1-10)$ , and  $\Pi_\zeta(a) \propto a^{4l-6}$  for  $l \neq 3/2$ , as given by (4.31). Since  $l = l(M)$ , the time-dependent factor evaluated at a certain epoch  $\Pi_\zeta(a_*) = \Pi_\zeta(M)$  is

in fact a function of the mass. In the case of a positive mass square ( $l < 3/2$ ), higher-order terms decay rapidly so that loop corrections have no effects on the physical observable. With a phase of a smooth transition of the field expectation value, there can be a period of  $M^2 < 0$  ( $l > 3/2$ ) where loop corrections grow with time and the duration of the growing phase is also mass-dependent. In the scenario (3.2) we always find a maximum correction around  $\sqrt{|M^2|} = 2$  with a large enhancing factor  $M^4\Pi_\zeta(M)$  that depends on the model parameters. We can constrain the value of  $\lambda$  from the condition  $M^4\Pi_\zeta(M) < M_p^2/(\epsilon H^2)$  for the breakdown of perturbative expansion. For a large mass  $|M^2| = 4$  we find  $\lambda > 7 \times 10^{-9}$  with  $\epsilon = 0.01$  from (3.8). On the other hand, the condition  $\frac{\lambda}{4}v^4 \ll 3M_p^2H^2$  that the massive field has a subdominant density during inflation gives a milder constraint  $\lambda \gg \frac{4}{3}\epsilon \times 10^{-10}$  for an effective mass  $\lambda v^2 = 4H^2$ .

Before closing the discussion, we briefly comment the consequence due to the self-coupling of the massive field. For example, a self-interaction  $\mathcal{L} \sim a^4\lambda\sigma^4$  as a part of the potential may allow us to perform arbitrary 1PI insertion to any internal  $\sigma$ -field line with the introduction of two more free  $\delta\sigma$  fields. In this case the breakdown of perturbative expansion would request  $\lambda < e^{\Delta N(3-2l)} \simeq 7 \times 10^{-6}$  with  $\Delta N$  given by (3.8) at  $\sqrt{|M^2|} = 2$ . However the temporal divergence due to the self-coupling of a massive field is not specific for a negative mass square and is also found in the case with a positive mass square [34]. We believe that part of the temporal divergence should be removed by some renormalizations of the theory, as the finding from a resummation of the perturbative masses [9]. A resummation of the quartic self-corrections of a massive field to the propagator in the  $M^2 \ll 1$  limit has been performed through the dynamical renormalization group method [47, 48], and the question that how are the self-corrections behave after these treatments is left for future efforts.

## 6 Conclusions

The transition of vacuum expectation values of scalar fields may play an essential role in cosmic inflation. In this work we have studied loop corrections to primordial fluctuations from a kind of phase transition during inflation that massless fields randomly found their global minima purely triggered by quantum fluctuations. The transitional phase involves with a classical evolution effectively driven by a negative mass term where field perturbations start to grow on superhorizon scales.

At one-loop level, we found that important corrections are only generated by field perturbations that have been frozen outside the horizon by the starting time of phase transition. The dominant diagram at this level is practically a classical process where a second-order perturbation is created by the scattering of two linear perturbations. We also found that the resulting loop corrections are only sensitive to those field masses comparable to the Hubble scale of inflation. However, such a kind of phase transition cannot generate significant tensor mode perturbations at second order, given that the leading interaction involved with the graviton coupling must contain spatial derivatives.

Based on the above findings we can gain some knowledge of loop effects induced by other kinds of phase transitions. For example a time-dependent transition of the global minimum similar to that of the Higgs mechanism has been considered in [37]. In this kind

of models there also exists a period of negative-mass evolution, yet no field perturbations can survive on superhorizon scales by the time of the growing phase. As a result loop corrections are only generated by those modes that exit the horizon during the negative-mass evolution, which effectively invokes a scale-dependence in the calculation and thus suppresses the final contribution.

Though the specific scenario investigated in this paper only realizes a large enough correction to the observables in a certain parameter range, we find our results interesting because in reality the physics relevant to inflation should be much more complicated. It is unclear whether there could be a more efficient way for spectator fields to affect primordial fluctuations during inflation, but the current conclusion indicates that loop corrections residing in the observed cosmological correlations may be more important than they were usually expected.

## Acknowledgments

We thank Robert Brandenberger, Xian Gao, Takahiro Hayashinaka, Minxi He, Tomohiro Nakama, Yuki Watanabe and Siyi Zhou for helpful discussions. We are in particular grateful to David Seery and Teruaki Suyama for many useful comments. Y. P. W. is supported by Ministry of Science and Technology (MoST) Postdoctoral Research Abroad Program (PRAP) MoST-105-2917-I-564-022. J. Y. was supported by JSPS KAKENHI, Grant-in-Aid for Scientific Research No. 15H02082, and Grant-in-Aid for Scientific Research on Innovative Areas No. 15H05888.

## A Linear perturbation equations

We solve the field equations by using the metric (2.4) and the decomposition  $\phi(\mathbf{x}, \eta) = \phi(\eta) + \delta\phi(\mathbf{x}, \eta)$  and  $\sigma(\mathbf{x}, \eta) = \sigma(\eta) + \delta\sigma(\mathbf{x}, \eta)$ . The equation of motion for the homogeneous parts are

$$3\mathcal{H}^2 = \frac{\kappa^2}{2}(\phi'^2 + \sigma'^2) + a^2\kappa^2V(\phi, \sigma), \quad (\text{A.1})$$

$$\mathcal{H}^2 + 2\mathcal{H}' = -\frac{\kappa^2}{2}(\phi'^2 + \sigma'^2) + a^2\kappa^2V(\phi, \sigma), \quad (\text{A.2})$$

$$0 = \phi'' + 2\mathcal{H}\phi' + V_\phi, \quad (\text{A.3})$$

$$0 = \sigma'' + 2\mathcal{H}\sigma' + V_\sigma. \quad (\text{A.4})$$

At linear order, the relevant Einstein equations for scalar perturbations are

$$6\mathcal{H}^2\alpha + 2\mathcal{H}\partial^2\beta = \kappa^2(\phi'^2\alpha - \phi'\delta\phi' - a^2V_\phi\delta\phi) + \kappa^2(\sigma'^2\alpha - \sigma'\delta\sigma' - a^2V_\sigma\delta\sigma), \quad (\text{A.5})$$

$$2\mathcal{H}\alpha = \kappa^2(\phi'\delta\phi + \sigma'\delta\sigma), \quad (\text{A.6})$$

$$0 = \alpha + \beta' + 2\mathcal{H}\beta, \quad (\text{A.7})$$

and the field perturbations follow

$$\delta\phi'' + 2\mathcal{H}\delta\phi' - \partial^2\delta\phi + a^2V_{\phi\phi}\delta\phi + 2(\phi'' + 2\mathcal{H}\phi')\alpha + \phi'(\alpha' + \partial^2\beta) = 0, \quad (\text{A.8})$$

$$\delta\sigma'' + 2\mathcal{H}\delta\sigma' - \partial^2\delta\sigma + a^2V_{\sigma\sigma}\delta\sigma + 2(\sigma'' + 2\mathcal{H}\sigma')\alpha + \sigma'(\alpha' + \partial^2\beta) = 0. \quad (\text{A.9})$$

By using the above equations we can derive

$$\alpha = \kappa^2 \left( \frac{\phi'}{2\mathcal{H}} \delta\phi + \frac{\sigma'}{2\mathcal{H}} \delta\sigma \right), \quad (\text{A.10})$$

$$\partial^2\beta = \frac{\kappa^2\phi'^2}{2\mathcal{H}^2} \left( -\frac{\mathcal{H}}{\phi'} \delta\phi \right)' + \frac{\kappa^2\sigma'^2}{2\mathcal{H}^2} \left( -\frac{\mathcal{H}}{\sigma'} \delta\sigma \right)'. \quad (\text{A.11})$$

We are interested in the case  $V(\phi, \sigma) = V_0(\phi) + V_1(\sigma) = V_0(1 + f)$ , where  $f = V_1/V_0$  is the fraction of the potential energy of  $\sigma$  and  $\phi$ . Therefore it is convenient to define  $\epsilon_\phi = \kappa^2\phi'^2/(2\mathcal{H}^2)$ ,  $\epsilon_\sigma = \kappa^2\sigma'^2/(2a^2V_1)$ ,  $\zeta_\phi = -\mathcal{H}\delta\phi/\phi'$ ,  $\zeta_\sigma = -\mathcal{H}\delta\sigma/\sigma'$ , such that (A.10) and (A.11) become

$$\alpha = -\epsilon_\phi\zeta_\phi - \frac{3f}{1+f}\epsilon_\sigma\zeta_\sigma, \quad (\text{A.12})$$

$$\partial^2\beta = \epsilon_\phi\zeta_\phi' + \frac{3f}{1+f}\epsilon_\sigma\zeta_\sigma'. \quad (\text{A.13})$$

Then the result of the single field inflation is recovered in the limit  $f \rightarrow 0$ .

Next, we bring in the tensor perturbation  $h_{ij}$  with linear scalar perturbations. At second order, the only non-vanished equation of motion for the tensor perturbation reads

$$\begin{aligned} \frac{1}{4}(h''_{ij} + 2\mathcal{H}h'_{ij} - \partial^2 h_{ij}) + \partial^k\beta\partial_k(\partial_i\partial_j\beta) + \partial^2\beta\partial_i\partial_j\beta \\ - \alpha\partial_i\partial_j\alpha + \alpha'\partial_i\partial_j\beta = \kappa^2(\partial_i\delta\phi\partial_j\delta\phi + \partial_i\delta\sigma\partial_j\delta\sigma). \end{aligned} \quad (\text{A.14})$$

## References

- [1] P. A. R. Ade *et al.* [Planck Collaboration], *Astron. Astrophys.* **594**, A20 (2016) doi:10.1051/0004-6361/201525898 [arXiv:1502.02114 [astro-ph.CO]].
- [2] A. A. Starobinsky, *Phys. Lett.* **91B**, 99 (1980). doi:10.1016/0370-2693(80)90670-X
- [3] K. Sato, *Mon. Not. Roy. Astron. Soc.* **195**, 467 (1981).
- [4] A. H. Guth, *Phys. Rev. D* **23**, 347 (1981). doi:10.1103/PhysRevD.23.347
- [5] A. D. Linde, *Phys. Lett.* **108B**, 389 (1982). doi:10.1016/0370-2693(82)91219-9
- [6] A. Albrecht and P. J. Steinhardt, *Phys. Rev. Lett.* **48**, 1220 (1982). doi:10.1103/PhysRevLett.48.1220
- [7] K. Sato and J. Yokoyama, *Int. J. Mod. Phys. D* **24**, no. 11, 1530025 (2015). doi:10.1142/S0218271815300256
- [8] S. Weinberg, *Phys. Rev. D* **72**, 043514 (2005) doi:10.1103/PhysRevD.72.043514 [hep-th/0506236].
- [9] S. Weinberg, *Phys. Rev. D* **74**, 023508 (2006) doi:10.1103/PhysRevD.74.023508 [hep-th/0605244].
- [10] M. S. Sloth, *Nucl. Phys. B* **748**, 149 (2006) doi:10.1016/j.nuclphysb.2006.04.029 [astro-ph/0604488].
- [11] M. S. Sloth, *Nucl. Phys. B* **775**, 78 (2007) doi:10.1016/j.nuclphysb.2007.04.012 [hep-th/0612138].

- [12] D. Seery, JCAP **0711**, 025 (2007) doi:10.1088/1475-7516/2007/11/025 [arXiv:0707.3377 [astro-ph]].
- [13] D. Seery, JCAP **0802**, 006 (2008) doi:10.1088/1475-7516/2008/02/006 [arXiv:0707.3378 [astro-ph]].
- [14] E. Dimastrogiovanni and N. Bartolo, JCAP **0811**, 016 (2008) doi:10.1088/1475-7516/2008/11/016 [arXiv:0807.2790 [astro-ph]].
- [15] N. Bartolo, E. Dimastrogiovanni and A. Vallinotto, JCAP **1011**, 003 (2010) doi:10.1088/1475-7516/2010/11/003 [arXiv:1006.0196 [astro-ph.CO]].
- [16] L. Senatore and M. Zaldarriaga, JHEP **1012**, 008 (2010) doi:10.1007/JHEP12(2010)008 [arXiv:0912.2734 [hep-th]].
- [17] L. Senatore and M. Zaldarriaga, JHEP **1301**, 109 (2013) doi:10.1007/JHEP01(2013)109 [arXiv:1203.6354 [hep-th]].
- [18] G. L. Pimentel, L. Senatore and M. Zaldarriaga, JHEP **1207**, 166 (2012) doi:10.1007/JHEP07(2012)166 [arXiv:1203.6651 [hep-th]].
- [19] L. Senatore and M. Zaldarriaga, JHEP **1309**, 148 (2013) doi:10.1007/JHEP09(2013)148 [arXiv:1210.6048 [hep-th]].
- [20] V. Assassi, D. Baumann and D. Green, JHEP **1302**, 151 (2013) doi:10.1007/JHEP02(2013)151 [arXiv:1210.7792 [hep-th]].
- [21] P. Adshead, R. Easther and E. A. Lim, Phys. Rev. D **79**, 063504 (2009) doi:10.1103/PhysRevD.79.063504 [arXiv:0809.4008 [hep-th]].
- [22] P. Adshead, R. Easther and E. A. Lim, Phys. Rev. D **80**, 083521 (2009) doi:10.1103/PhysRevD.80.083521 [arXiv:0904.4207 [hep-th]].
- [23] E. O. Kahya, V. K. Onemli and R. P. Woodard, Phys. Lett. B **694**, 101 (2011) doi:10.1016/j.physletb.2010.09.050 [arXiv:1006.3999 [astro-ph.CO]].
- [24] S. B. Giddings and M. S. Sloth, JCAP **1101**, 023 (2011) doi:10.1088/1475-7516/2011/01/023 [arXiv:1005.1056 [hep-th]].
- [25] C. T. Byrnes, M. Gerstenlauer, A. Hebecker, S. Nurmi and G. Tasinato, JCAP **1008**, 006 (2010) doi:10.1088/1475-7516/2010/08/006 [arXiv:1005.3307 [hep-th]].
- [26] G. Geshnizjani and R. Brandenberger, Phys. Rev. D **66**, 123507 (2002) doi:10.1103/PhysRevD.66.123507 [gr-qc/0204074].
- [27] G. Geshnizjani and R. Brandenberger, JCAP **0504**, 006 (2005) doi:10.1088/1475-7516/2005/04/006 [hep-th/0310265].
- [28] T. Tanaka and Y. Urakawa, Class. Quant. Grav. **30**, 233001 (2013) doi:10.1088/0264-9381/30/23/233001 [arXiv:1306.4461 [hep-th]].
- [29] X. Gao and F. Xu, JCAP **0907**, 042 (2009) doi:10.1088/1475-7516/2009/07/042 [arXiv:0905.0405 [hep-th]].
- [30] X. Gao, JCAP **1002**, 019 (2010) doi:10.1088/1475-7516/2010/02/019 [arXiv:0908.4035 [hep-th]].
- [31] M. Biagetti, M. Fasiello and A. Riotto, Phys. Rev. D **88**, 103518 (2013) doi:10.1103/PhysRevD.88.103518 [arXiv:1305.7241 [astro-ph.CO]].

- [32] M. Biagetti, E. Dimastrogiovanni, M. Fasiello and M. Peloso, JCAP **1504**, 011 (2015) doi:10.1088/1475-7516/2015/04/011 [arXiv:1411.3029 [astro-ph.CO]].
- [33] T. Fujita, J. Yokoyama and S. Yokoyama, PTEP **2015**, 043E01 (2015) doi:10.1093/ptep/ptv037 [arXiv:1411.3658 [astro-ph.CO]].
- [34] W. Xue, X. Gao and R. Brandenberger, JCAP **1206**, 035 (2012) doi:10.1088/1475-7516/2012/06/035 [arXiv:1201.0768 [hep-th]].
- [35] X. Chen, M. H. Namjoo and Y. Wang, JCAP **1602**, no. 02, 013 (2016) doi:10.1088/1475-7516/2016/02/013 [arXiv:1509.03930 [astro-ph.CO]].
- [36] J. Liu, C. M. Sou and Y. Wang, JHEP **1610**, 072 (2016) doi:10.1007/JHEP10(2016)072 [arXiv:1608.07909 [hep-th]].
- [37] M. Nagasawa and J. Yokoyama, Nucl. Phys. B **370**, 472 (1992). doi:10.1016/0550-3213(92)90294-L
- [38] M. Musso, JHEP **1311**, 184 (2013) doi:10.1007/JHEP11(2013)184 [hep-th/0611258].
- [39] J. M. Maldacena, JHEP **0305**, 013 (2003) doi:10.1088/1126-6708/2003/05/013 [astro-ph/0210603].
- [40] A.A. Starobinsky, Stochastic de sitter (inflationary) stage in the early universe, in Current topics in field theory, quantum gravity and strings, in Current topics in field theory, quantum gravity and strings, H.J. de Vega and N. Sanchez eds., Springer (1986).
- [41] A. A. Starobinsky and J. Yokoyama, Phys. Rev. D **50**, 6357 (1994) doi:10.1103/PhysRevD.50.6357 [astro-ph/9407016].
- [42] W. Xue, K. Dasgupta and R. Brandenberger, Phys. Rev. D **83**, 083520 (2011) doi:10.1103/PhysRevD.83.083520 [arXiv:1103.0285 [hep-th]].
- [43] R. Saito and J. Yokoyama, Phys. Rev. Lett. **102**, 161101 (2009) Erratum: [Phys. Rev. Lett. **107**, 069901 (2011)] doi:10.1103/PhysRevLett.102.161101, 10.1103/PhysRevLett.107.069901 [arXiv:0812.4339 [astro-ph]].
- [44] R. Saito and J. Yokoyama, Prog. Theor. Phys. **123**, 867 (2010) Erratum: [Prog. Theor. Phys. **126**, 351 (2011)] doi:10.1143/PTP.126.351, 10.1143/PTP.123.867 [arXiv:0912.5317 [astro-ph.CO]].
- [45] K. N. Ananda, C. Clarkson and D. Wands, Phys. Rev. D **75**, 123518 (2007) doi:10.1103/PhysRevD.75.123518 [gr-qc/0612013].
- [46] D. Baumann, P. J. Steinhardt, K. Takahashi and K. Ichiki, Phys. Rev. D **76**, 084019 (2007) doi:10.1103/PhysRevD.76.084019 [hep-th/0703290].
- [47] C. P. Burgess, L. Leblond, R. Holman and S. Shandera, JCAP **1003**, 033 (2010) doi:10.1088/1475-7516/2010/03/033 [arXiv:0912.1608 [hep-th]].
- [48] C. P. Burgess, R. Holman, L. Leblond and S. Shandera, JCAP **1010**, 017 (2010) doi:10.1088/1475-7516/2010/10/017 [arXiv:1005.3551 [hep-th]].