

Bottomonium dissociation in a finite density plasma

Nelson R. F. Braga* and Luiz F. Ferreira†

Instituto de Física, Universidade Federal do Rio de Janeiro,

Caixa Postal 68528, RJ 21941-972 – Brazil

Abstract

We present a holographic description of the thermal behavior of $b\bar{b}$ heavy vector mesons inside a plasma at finite temperature and density. The meson dissociation in the medium is represented by the decrease in the height of the spectral function peaks. In order to find a description for the evolution of the quasi-states with temperature and chemical potential it is crucial to use a model that is consistent with the decay constant behavior. The reason is that the height of a spectral function peak is related to the value of the zero temperature decay constant of the corresponding particle. AdS/QCD holographic models are in general not consistent with the observation that decay constants of heavy vector mesons decrease with radial excitation level. However, it was recently shown that using a soft wall background and calculating the correlation functions at a finite position of anti-de Sitter space, associated with an ultraviolet energy scale, it is possible to describe the observed behavior. Here we extend this proposal to the case of finite temperature T and chemical potential μ . A clear picture of the dissociation of bottomonium states as a function of μ and T emerges from the spectral function. The energy scales where the change in chemical potential leads to changes in the thermal properties of the mesons is consistent with QCD expectations.

* braga@if.ufrj.br

† luizfaulhaber@if.ufrj.br

I. INTRODUCTION

Understanding the thermal properties of heavy vector mesons inside a plasma of quarks and gluons can be a helpful tool for investigating heavy ion collisions. The dissociation of such particles may indicate the formation of a thermal medium. This type of proposal, considering charmonium states, appeared a long time ago in [1] (see also [2]).

A holographic description of the dissociation of charmonium and bottomonium states in a plasma at finite temperature but zero density appeared recently in ref. [3]. In this article the first radial excitations $1S$, $2S$ and $3S$ appear as clear peaks of the spectral function. The height of the peaks decrease as the temperature of the medium increases, as expected. This reference used a finite temperature version of the holographic AdS/QCD model proposed in ref. [4] for calculating decay constants and masses of vector mesons. For completeness we mention that a previous model that describes the thermal behavior of the first excited state of charmonium appeared before in ref. [5].

AdS/QCD models, inspired in the AdS/CFT correspondence [6–8], provide nice fits for hadronic mass spectra. The simplest one is the hard wall AdS/QCD model, proposed in refs. [9–12] and consists in placing a hard cutoff in anti-de Sitter (AdS) space. Another AdS/QCD model is the soft wall that has the property that the square of the mass grow linearly with the radial excitation number [13]. In this case the background involves AdS space and a scalar field that acts effectively as a smooth infrared cutoff. A review of AdS/QCD models can be found in [14].

It is possible to use holographic models to calculate another hadronic property: the decay constant. The non hadronic decay of mesons is represented as a transition from the initial state to the hadronic vacuum. For a meson at radial excitation level n with mass m_n the decay constant is defined by the relation $\langle 0 | J_\mu(0) | n \rangle = \epsilon_\mu f_n m_n$, where J_μ is the gauge current, ϵ_μ the polarization and there is no implicit sum over n . Note that one finds other definitions for the decay constants, involving different factors of the mass, in the literature.

The two point function has a spectral decomposition in terms of masses and decay constants of the states:

$$\Pi(p^2) = \sum_{n=1}^{\infty} \frac{f_n^2}{(-p^2) - m_n^2 + i\epsilon}. \quad (1)$$

Calculating the left hand side of this equation using holography, one can find the mass and decay constant spectra [13, 15].

In the finite temperature case, the particle content of a theory is described by the thermal spectral function, that is the imaginary part of the retarded Green's function. The quasi-particle states appear as peaks that decrease as the temperature or the density of the medium increase. The limit of the spectral function when T and μ vanish is a sum of delta peaks with coefficients proportional to the square of the decay constants: $f_n^2 \delta(-p^2 - m_n^2)$, arising from the imaginary part of eq.(1). So, the decay constants control the amplitude of the delta function peaks that appear in the spectral function at zero temperature. When the temperature is raised, the peaks are smeared. The height and the width of the peaks become finite. But a consistent extension to finite temperature must take into account the zero temperature behavior of the decay constants. That is why it is important to use a model that provides nice fits for the decay constants when one wants to find a reliable picture of the thermal spectral function.

Bottomonium data			
	Masses (MeV)	$\Gamma_{V \rightarrow e^+e^-}$ (keV)	Decay constants (MeV)
1S	9460.3 ± 0.26	1.340 ± 0.018	715.0 ± 2.4
2S	10023.26 ± 0.32	0.612 ± 0.011	497.4 ± 2.2
3S	10355.2 ± 0.5	0.443 ± 0.008	430.1 ± 1.9
4S	10579.4 ± 1.2	0.272 ± 0.029	340.7 ± 9.1

TABLE I. Experimental masses and electron-positron widths from [16] and the corresponding decay constants for the Bottomonium S-wave resonances.

In order to illustrate the behavior of the decay constants we show on table **I** the experimental values of masses and electron positron decay widths $\Gamma_{V \rightarrow e^+e^-}$ for botomonium vector meson Υ , made of a bottom quark anti-quark pair and for the first three radially excited S-wave resonances. We also show the associated decay constants, with the corresponding uncertainties. The experimental values for masses and decay widths are taken from ref. [16]. The decay constant of a vector meson state is related to it's mass and width by [17]:

$$f_V^2 = \frac{3m_V \Gamma_{V \rightarrow e^+e^-}}{4\pi\alpha^2 c_V}, \quad (2)$$

where $\alpha = 1/137$ and c_V is $c_\Upsilon = 1/9$. The decay constants decrease monotonically with the radial excitation level. A similar behavior is observed for charmonium vector states[4].

In contrast, the soft wall model as originally formulated leads to decay constants for radial excitations of a vector meson that are degenerate. The hard wall model provides decay constants that increase with the excitation level. The alternative version of the soft wall model developed in ref. [4] is consistent with the observed behavior. The decay constants are obtained from two point correlators of gauge theory operators calculated at a finite value $z = z_0$ of the radial coordinate of AdS space. This way an extra energy parameter $1/z_0$, associated with an ultraviolet (UV) energy scale, is introduced in the model.

In the subsequent article of ref. [3] this model was applied to the finite temperature and zero chemical potential case. A nice picture for the dissociation of $1S, 2S$ and $3S$ states of bottomonium emerged, consistent with previous results [18]. The purpose of the present letter is to extend the study of bottomonium vector meson dissociation for the case of finite density.

Heavy mesons have also been discussed in the context of holography in some interesting articles as, for example, refs. [19–30]. However the picture for the dissociation of $1S$ and $2S$ states of bottomonium in a medium with finite temperature and density that we show here is not yet present in the literature.

The article is organized as follows. In section II we explain the relation between the decay constants and the spectral function peaks. We also review the model of refs. [3, 4] and explain the reason for using such a model with UV cut off in the finite temperature and density case. In section III we present an extension to finite chemical potential. Then in section IV we develop the calculation of the vector meson spectral function using the membrane paradigm. In section V we analyze the bottomonium thermal spectrum as a function of T and μ and discuss the results obtained.

II. HOLOGRAPHIC MODEL FOR DECAY CONSTANTS

A. Decay constants in the soft wall

In the soft wall model [13] vector mesons are described by a vector field $V_m = (V_\mu, V_z)$ ($\mu = 0, 1, 2, 3$), assumed to be dual to the gauge theory current $J^\mu = \bar{\psi}\gamma^\mu\psi$. The action is:

$$I = \int d^4x dz \sqrt{-g} e^{-\Phi(z)} \left\{ -\frac{1}{4g_5^2} F_{mn} F^{mn} \right\}, \quad (3)$$

where $F_{mn} = \partial_m V_n - \partial_n V_m$ and $\Phi = k^2 z^2$ is the soft wall dilaton background, that plays the role of a smooth infrared cut off and k is a constant representing the mass scale.

The background geometry of the model is anti-de Sitter AdS_5 space, with metric

$$ds^2 = e^{2A(z)}(-dt^2 + d\vec{x} \cdot d\vec{x} + dz^2), \quad (4)$$

where $A(z) = -\log(z/R)$ and $(t, \vec{x}) \in \mathcal{R}^{1,3}$, $z \in (0, \infty)$.

One uses the gauge $V_z = 0$. The boundary values of the other components of the vector field: $V_\mu^0(x) = \lim_{z \rightarrow 0} V_\mu(x, z)$, $\mu = 0, 1, 2, 3$ are assumed to be, as in AdS/CFT correspondence, sources of correlation functions of the boundary current operator

$$\langle 0 | J_\mu(x) J_\nu(y) | 0 \rangle = \frac{\delta}{\delta V^{0\mu}(x)} \frac{\delta}{\delta V^{0\nu}(y)} \exp(-I_{onshell}), \quad (5)$$

where the on shell action is given by the boundary term:

$$I_{onshell} = -\frac{1}{2\tilde{g}_5^2} \int d^4x \left[\frac{e^{-k^2 z^2}}{z} V_\mu \partial_z V^\mu \right]_{z \rightarrow 0}. \quad (6)$$

For convenience we introduced $\tilde{g}_5^2 = g_5^2/R$, the relevant dimensionless coupling of the vector field. One can write the on shell action in momentum space and decompose the field as

$$V_\mu(p, z) = v(p, z) V_\mu^0(p), \quad (7)$$

where $v(p, z)$ is called bulk to boundary propagator and satisfies the equation of motion:

$$\partial_z \left(\frac{e^{-k^2 z^2}}{z} \partial_z v(p, z) \right) + \frac{p^2}{z} e^{-k^2 z^2} v(p, z) = 0. \quad (8)$$

The factor $V_\mu^0(p)$ works as the source of the correlators of gauge theory currents, so one imposes the boundary condition: $v(p, z = 0) = 1$. On the other hand, the two point function in momentum space is related to the current-current correlator by:

$$(p^2 \eta_{\mu\nu} - p_\mu p_\nu) \Pi(p^2) = \int d^4x e^{-ip \cdot x} \langle 0 | J_\mu(x) J_\nu(0) | 0 \rangle. \quad (9)$$

The two point function is expressed as:

$$\Pi(p^2) = \frac{1}{\tilde{g}_5^2 (-p^2)} \left[\frac{e^{-k^2 z^2} v(p, z) \partial_z v(p, z)}{z} \right]_{z \rightarrow 0}, \quad (10)$$

and has the spectral decomposition shown in eq. (1), in terms of masses and decay constants. The result for the decay constants, following this soft wall approach is [13]:

$$f_n = k\sqrt{2}/\tilde{g}_5. \quad (11)$$

This means that in the soft wall model all the radial excitations of a vector meson have the same decay constant. This result contrasts with the decrease with excitation level n obtained from experimental data shown on table I.

B. Alternative description of the decay process

Now let us review the model proposed in ref. [4], that leads to decay constants decreasing with excitation level. The original soft wall model contains only one dimensionfull parameter: k , introduced in the dilaton background. The proposal of ref. [4] is to incorporate in the model the effect of the interactions that govern the transition processes from a one hadron state to the hadronic vacuum, corresponding to the (non hadronic) decay of a vector meson. One additional dimensionfull parameter is introduced by calculating holographically the operator product of currents of eq. (5) at a finite location $z = z_0$ of the radial coordinate. The new parameter, namely $1/z_0$, corresponds to an (ultraviolet) energy scale. It is worth to mention that a similar approach of introducing an ultraviolet cutoff in the soft wall model was considered before in ref. [31] for light vector mesons.

The bulk to boundary propagator is written as a solution of the equation of motion (8) but excluding the region $0 < z < z_0$. The solution is divided by a constant (in the z coordinate) so as to satisfy by construction the new boundary condition:

$$v(p, z_0) = 1.$$

Namely:

$$v(p, z) = \frac{U(p^2/4k^2, 0, k^2 z^2)}{U(p^2/4k^2, 0, k^2 z_0^2)}, \quad (12)$$

where $U(a, b, c)$ is the Tricomi function. Using the new on shell action given by:

$$I_{on\ shell} = -\frac{1}{2\tilde{g}_5^2} \int d^4x \frac{e^{-k^2 z^2}}{z} V_\mu \partial_z V^\mu \Big|_{z \rightarrow z_0}, \quad (13)$$

one calculates the two point function from the on shell action at $z = z_0$:

$$\Pi(p^2) = \frac{1}{\tilde{g}_5^2 (-p^2)} \frac{e^{-k^2 z_0^2} v(p, z) \partial_z v(p, z)}{z} \Big|_{z \rightarrow z_0}. \quad (14)$$

Then, using the new bulk to boundary propagator of eq. (12) and a recursion relation for the Tricomi functions one gets:

$$\Pi(p^2) = \frac{1}{2\tilde{g}_5^2} \frac{e^{-k^2 z_0^2} U(1 + p^2/4k^2, 1, k^2 z_0^2)}{U(p^2/4k^2, 0, k^2 z_0^2)}. \quad (15)$$

The masses and decay constants are obtained from the analysis of the poles of the two point function in the momentum variable p^2 . The singularities come from the zeroes of the denominator of eq. (12). In a neighborhood of $p^2 = p_n^2$ (simple pole) one can approximate the two point function by

$$\lim_{p^2 \rightarrow p_n^2} \Pi(p^2) \approx \frac{f_n^2}{(-p^2) + p_n^2}. \quad (16)$$

One associates the coefficients of the approximate expansion near the pole with the decay constant f_n in analogy with the exact expansion shown in eq. (1). Thus one finds the masses from the localization of the poles of the two point function and the decay constants from the corresponding coefficient. The parameters used for bottomonium in ref.[4] are: $k = 3.4$ GeV ; $1/z_0 = 12.5$ GeV. The energy scale $1/z_0$ is flavor independent and represents a characteristic energy of the decay process. In the non hadronic decay a very heavy vector meson annihilates into light leptons. So, the ultraviolet scale is of order of the heavy bottomonium masses. The parameter k represents the heavy quark mass. The decay constants decrease with excitation level, as observed from experiments.

III. FINITE DENSITY PLASMA

The holographic model proposed in ref. [4] was extended to finite temperature in [3]. Now let us extend it to heavy vector mesons in a plasma at finite density. The action has again the form of eq. (3) but the metric is now that of a charged black hole as for example in refs. [32–34]

$$ds^2 = \frac{R^2}{z^2} \left(-f(z)dt^2 + \frac{dz^2}{f(z)} + d\vec{x} \cdot d\vec{x} \right), \quad (17)$$

with

$$f(z) = 1 - \frac{z^4}{z_h^4} - q^2 z_h^2 z^4 + q^2 z^6 \quad (18)$$

The parameter q is proportional to the charge of the black hole and z_h is the position of the horizon, defined by the condition $f(z_h) = 0$. The Hawking temperature of the black hole is determined by the condition that there is no conical singularity at the horizon in the Euclidean version of metric (17). This condition implies that the temporal coordinate t must have a period of $\Delta t = 4\pi/|f'(z)|_{(z=z_h)}$. In the present case the gauge theory lives in the slice $z = z_0$, so one must consider a local time variable $\tau = t\sqrt{f(z_0)}$ that leads to a transverse metric that is of Minkowski type, up to a conformal factor. The temperature of

the gauge theory is the inverse of the period of the local time τ . So

$$T = \frac{|f'(z)|_{(z=z_h)}}{4\pi \sqrt{f(z_0)}} = \frac{\frac{1}{\pi z_h} - \frac{q^2 z_h^5}{2\pi}}{\sqrt{1 - \frac{z_0^4}{z_h^4} - q^2 z_h^2 z_0^4 + q^2 z_0^6}}. \quad (19)$$

The quark chemical potential μ is related to q as follows. In the gauge theory side of the duality μ appears as a constant parameter that enters the lagrangian multiplying the quark density $\bar{\psi}\gamma^0\psi$. So it corresponds to the source of the correlators of this operator, that is the field V_0 . In order to identify the chemical potential, one considers a particular solution for the vector field V_m that has only one non vanishing component: $V_0 = A_0(z)$ ($V_z = 0, V_i = 0$). Assuming as in [32, 34] that the relation between q and μ is the same as in the case of is no soft wall background ($k = 0$), the solution for the time component of the vector field is: $A_0(z) = c - qz^2$, where c is a constant. In the present model, the sources are the fields at $z = z_0$, so one imposes $A_0(z_0) = \mu$. Together with the condition $A_0(z_h) = 0$ this implies

$$\mu = qz_h^2 - qz_0^2 \quad (20)$$

The values of the dimensionless combination $Q = qz_h^3$ must be in the interval $0 \leq Q \leq \sqrt{2}$.

An important point to be remarked is that in AdS/CFT the sources of correlation functions correspond to non-normalizable solutions of the supergravity fields. This happens because these solutions have a non vanishing limit when $z \rightarrow 0$. The metric is singular at $z = 0$ and the normalization involves an integral of the square of the function times a factor $1/z$. So the integral is singular at $z = 0$. In the model discussed here $z_0 < z < z_h$. The fields have non vanishing values at the boundary $z = z_0$, so they work as sources. However there is no singularity in the normalization integral. So, in contrast to AdS/CFT, the sources are not non-normalizable fields. This happens with both the solution $A_0(z)$ that acts as the source of the quark density and the solution (12) that is the source of the current correlators in momentum space.

IV. SPECTRAL FUNCTION

The spectral function of bottomonium can be calculated using the membrane paradigm [35] (see also [36]). Let us review how to extend this formalism to a vector field V_μ in the bulk, dual to the electric current operator J_μ . We consider a general black brane background

of the form

$$ds^2 = -g_{tt}dt^2 + g_{zz}dz^2 + g_{x_1x_1}dx_1^2 + g_{x_2x_2}dx_2^2 + g_{x_3x_3}dx_3^2, \quad (21)$$

where we assume the boundary is at a position $z = z_0$ and the position of the horizon of the black hole, z_h , is given by the root of $g_{tt}(z_h) = 0$. The bulk action for the gauge fields is

$$S = - \int d^5x \sqrt{-g} \frac{1}{4g_5^2 h(z)} F^{mn} F_{mn}, \quad (22)$$

where $h(z)$ is a z -dependent coupling. The equation of motion that follows from the bulk action is:

$$\partial^m \left(\frac{\sqrt{-g}}{h(z)} F_{mn} \right) = 0. \quad (23)$$

The conjugate momentum to the gauge field with respect to a foliation by constant z -slices is given by:

$$j^\mu = - \frac{1}{h(z)} \sqrt{-g} F^{z\mu}. \quad (24)$$

One can consider solutions for the vector field that do not depend on the coordinates x_1 and x_2 . Then eq. (23) can be separated in two different channels: a longitudinal one involving fluctuations along (t, x_3) and a transverse channel involving fluctuations along spatial directions (x_1, x_2) . Using eq. (24), the components t , x_3 and z of eq. (23) can be written respectively as

$$-\partial_z j^t - \frac{\sqrt{-g}}{h} g^{tt} g^{x_3x_3} \partial_{x_3} F_{x_3t} = 0, \quad (25)$$

$$-\partial_z j^{x_3} + \frac{\sqrt{-g}}{h} g^{tt} g^{x_3x_3} \partial_t F_{x_3t} = 0, \quad (26)$$

$$\partial_{x_3} j^{x_3} + \partial_t j^t = 0. \quad (27)$$

From the Bianchi identity one finds the relation:

$$\partial_z F_{x_3t} - \frac{h(z)}{\sqrt{-g}} g_{zz} g_{x_3x_3} \partial_t j^z - \frac{h(z)}{\sqrt{-g}} g_{tt} g_{x_3x_3} \partial_{x_3} j^t = 0. \quad (28)$$

Now, one can define a z -dependent "conductivity" for the longitudinal channel given by:

$$\bar{\sigma}_L(\omega, \vec{p}, z) = \frac{j^{x_3}(\omega, \vec{p}, z)}{F_{x_3t}(\omega, \vec{p}, z)}. \quad (29)$$

Taking a derivative of the equation above with respect to z , using eqs. (25), (27) and (28) and considering a plane wave solution with momentum $p = (\omega, 0, 0, p_3)$ one finds

$$\partial_z \bar{\sigma}_L = -i\omega \sqrt{\frac{g_{zz}}{g_{tt}}} \left[\Sigma(z) - \frac{\bar{\sigma}_L^2}{\Sigma(z)} \left(1 - \frac{p_3^2 g^{x_3x_3}}{\omega^2 g^{tt}} \right) \right], \quad (30)$$

where

$$\Sigma(z) = \frac{1}{h(z)} \sqrt{\frac{-g}{g_{zz}g_{tt}}} g^{x_3x_3}. \quad (31)$$

Following a similar procedure for the transverse channel one finds [35] the equation for $\bar{\sigma}_T$:

$$\partial_z \bar{\sigma}_T = i\omega \sqrt{\frac{g_{zz}}{g_{tt}}} \left[\frac{\bar{\sigma}_L^2}{\Sigma(z)} - \Sigma(z) \left(1 - \frac{p_3^2}{\omega^2} \frac{g^{x_3x_3}}{g^{tt}} \right) \right]. \quad (32)$$

Note that in zero momentum limit, both flow equations have the same form

$$\partial_z \bar{\sigma} = i\omega \sqrt{\frac{g_{zz}}{g_{tt}}} \left[\frac{\bar{\sigma}^2}{\Sigma(z)} - \Sigma(z) \right], \quad (33)$$

for $\bar{\sigma} = \bar{\sigma}_T = \bar{\sigma}_L$. The Kubo formula $\sigma(\omega) = iG_R(\omega)/\omega$, where σ is the AC conductivity, motivates one define:

$$\sigma(\omega) = -\frac{G_R(\omega)}{i\omega} \equiv \bar{\sigma}(\omega, z_0). \quad (34)$$

Notice that $Re \sigma(\omega) = \rho(\omega)/\omega$, where $\rho(\omega) \equiv Im G_R(\omega)$ is the spectral function.

In order to apply the membrane paradigm to the model of the previous section, we use the metric (17) and $h(z) = e^{k^2 z^2}$ in the flow equation (33). One finds

$$\partial_z \bar{\sigma}(\omega, z) = \frac{i\omega}{f(z)\bar{\Sigma}(z)} \left[\bar{\sigma}(\omega, z)^2 - \bar{\Sigma}(z)^2 \right], \quad (35)$$

with $\bar{\Sigma}(z) = e^{-k^2 z^2}/z$. Requiring regularity at the horizon, one obtains the following condition: $\bar{\sigma}(\omega, z_h) = \bar{\Sigma}(z_h)$. The spectral function is obtained from the relation

$$\rho(\omega) \equiv Im G_R(\omega) = \omega Re \bar{\sigma}(\omega, z_0). \quad (36)$$

V. RESULTS AND DISCUSSION

The procedure to obtain the spectral function for bottomonium is to solve numerically equation (35) with the boundary conditions described in the previous section. For the model parameters, we use the values obtained in ref. [4] from the fit of the experimental data at zero temperature and chemical potential: $1/z_0 = 12.5 \text{ GeV}$; $k = 3.4 \text{ GeV}$. The spectral functions (36), calculated for different temperatures and chemical potentials grow, for large frequencies ω , as: $\rho \sim \omega$. So, we analyzed the behavior of re-scaled spectral function: $\bar{\rho}(\omega) = \frac{\rho(\omega)}{\omega}$, in the interval $0 < \omega < 12.5 \text{ GeV}$ (UV cut off).

The critical confinement/deconfinement temperature of this model – with ultraviolet cut off – was estimated for the case of zero chemical potential in ref. [3] as $T_c = 191 \text{ MeV}$ (see

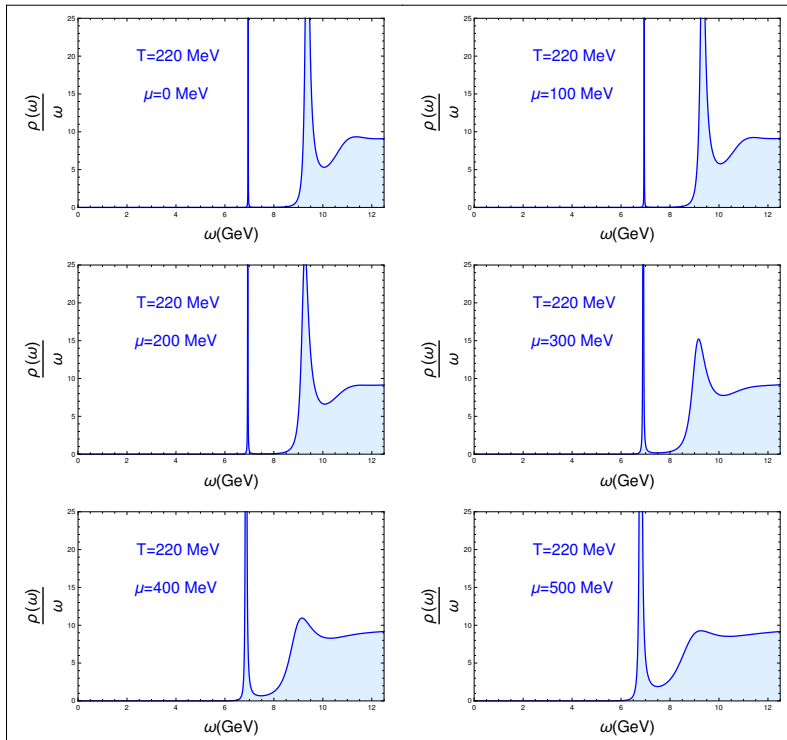


FIG. 1. Spectral functions for $T = 220$ MeV at 6 representative values of μ

also [37–40]). We start the analysis with a temperature slightly above, showing in figure 1 the case $T = 220$ MeV for six different values of the chemical potential from $\mu = 0$ to $\mu = 500$ MeV. One can see on the first panel the peaks corresponding to the $1S$ and $2S$ states and a very small peak corresponding to the $3S$ state. Then, raising the value of μ the second peak dissociates while the first one develops a larger width.

Then in figure 2 we show the case of $T = 260$ MeV where one sees a clear reduction of the second quasi-particle peak associated with the $2S$ state at $\mu = 0$. Increasing μ one sees that this state is completely dissociated in the medium at $\mu = 500$ MeV.

In figure 3 we present the $T = 340$ MeV case. One can see that at $\mu = 0$ only the first peak corresponding to the $1S$ state is present. Then increasing μ the quasi-particle peak has a noticeable decrease, corresponding to dissociation in the medium.

It is interesting to note that the results shown appreciable variation in the particle content of the plasma in the quark chemical potential interval $0 < \mu < 500$ MeV. This finding is consistent with the quantitative expectations for the QCD phase diagram [41].

A remarkable fact that can be seen from the plots is that the effect of the finite density is

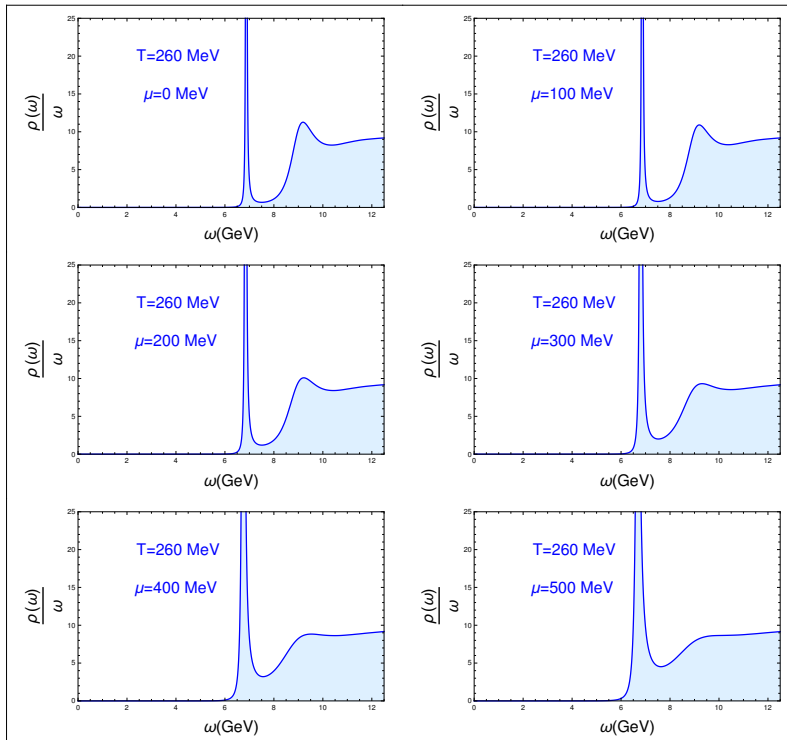


FIG. 2. Spectral functions for $T = 260$ MeV showing the dissociation of the $1S$ state at larger values of μ

much stronger for the higher excited states. For example, at $T = 260$ MeV the $2S$ is present at $\mu = 0$ but it disappears at $\mu = 500$ MeV. For the third excited state there is just some small trace at $T = 220$ MeV and $\mu = 0$.

Let us finally mention that this AdS/QCD model with UV cut off can be used for other hadronic states. It was applied for charmonium states in ref. [4] using the same UV cut off $1/z_0 = 12.5$ GeV but with the soft wall parameter $k_c = 1.2$ GeV. It can be applied for light mesons also. In particular, for the ρ meson one uses the same UV cut off but $k_\rho = 0.39$ GeV, finding masses of 776 MeV, 1098 MeV and 1345 MeV for the first radial states. Comparing these different hadronic cases one notices that k is related to both the quark mass and the string tension while $1/z_0$ is a fixed UV scale.

The motivation for introducing the UV cut off in AdS space is twofold: to take the quark masses into account and to describe the decrease in decay constants with radial excitation number. In particular, this second property is not reproduced in other models with different backgrounds. For example, in the D4-D8 brane model one finds decay constants increasing

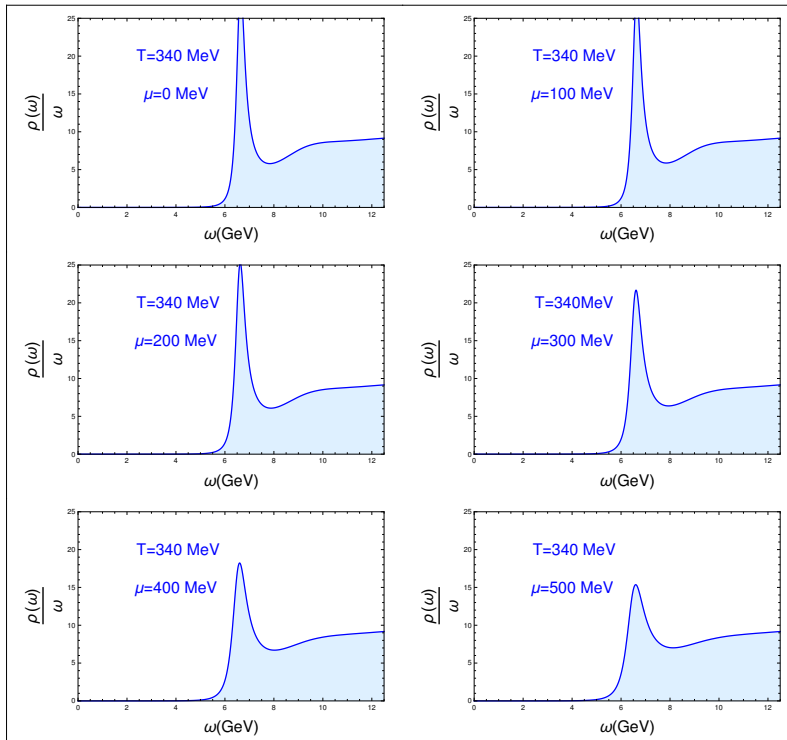


FIG. 3. Spectral functions for $T = 340$ MeV at 6 representative values of μ

with excitation level[42].

Acknowledgments: We thank Eduardo Fraga for important discussions. N.B. is partially supported by CNPq and L. F. is supported by CAPES.

-
- [1] T. Matsui and H. Satz, Phys. Lett. B **178**, 416 (1986). doi:10.1016/0370-2693(86)91404-8.
 - [2] H. Satz, J. Phys. G **32**, R25 (2006) doi:10.1088/0954-3899/32/3/R01 [hep-ph/0512217].
 - [3] N. R. F. Braga, M. A. Martin Contreras and S. Diles, Eur. Phys. J. C **76**, no. 11, 598 (2016) doi:10.1140/epjc/s10052-016-4447-4 [arXiv:1604.08296 [hep-ph]].
 - [4] N. R. F. Braga, M. A. Martin Contreras and S. Diles, Phys. Lett. B **763**, 203 (2016) doi:10.1016/j.physletb.2016.10.046 [arXiv:1507.04708 [hep-th]].
 - [5] H. R. Grigoryan, P. M. Hohler and M. A. Stephanov, Phys. Rev. D **82**, 026005 (2010) doi:10.1103/PhysRevD.82.026005 [arXiv:1003.1138 [hep-ph]].
 - [6] J. M. Maldacena, Int. J. Theor. Phys. **38**, 1113 (1999) [Adv. Theor. Math. Phys. **2**, 231 (1998)] doi:10.1023/A:1026654312961 [hep-th/9711200].

- [7] S. S. Gubser, I. R. Klebanov and A. M. Polyakov, Phys. Lett. B **428**, 105 (1998) doi:10.1016/S0370-2693(98)00377-3 [hep-th/9802109].
- [8] E. Witten, Adv. Theor. Math. Phys. **2** (1998) 253 [hep-th/9802150].
- [9] J. Polchinski and M. J. Strassler, Phys. Rev. Lett. **88**, 031601 (2002) [arXiv:hep-th/0109174].
- [10] H. Boschi-Filho and N. R. F. Braga, Eur. Phys. J. C **32**, 529 (2004) [arXiv:hep-th/0209080].
- [11] H. Boschi-Filho and N. R. F. Braga, JHEP **0305**, 009 (2003) [arXiv:hep-th/0212207].
- [12] G. F. de Teramond and S. J. Brodsky, Phys. Rev. Lett. **94**, 201601 (2005) doi:10.1103/PhysRevLett.94.201601 [hep-th/0501022].
- [13] A. Karch, E. Katz, D. T. Son and M. A. Stephanov, Phys. Rev. D **74**, 015005 (2006) doi:10.1103/PhysRevD.74.015005 [hep-ph/0602229].
- [14] S. J. Brodsky, G. F. de Teramond, H. G. Dosch and J. Erlich, Phys. Rept. **584**, 1 (2015) doi:10.1016/j.physrep.2015.05.001 [arXiv:1407.8131 [hep-ph]].
- [15] H. R. Grigoryan and A. V. Radyushkin, Phys. Rev. D **76**, 095007 (2007) doi:10.1103/PhysRevD.76.095007 [arXiv:0706.1543 [hep-ph]].
- [16] K. A. Olive *et al.* [Particle Data Group Collaboration], Chin. Phys. C **38**, 090001 (2014).
- [17] D. S. Hwang and G. H. Kim, Z. Phys. C **76**, 107 (1997) [hep-ph/9703364].
- [18] A. Adare *et al.* [PHENIX Collaboration], Phys. Rev. C **91**, no. 2, 024913 (2015) doi:10.1103/PhysRevC.91.024913 [arXiv:1404.2246 [nucl-ex]].
- [19] M. Asakawa and T. Hatsuda, Phys. Rev. Lett. **92**, 012001 (2004) doi:10.1103/PhysRevLett.92.012001 [hep-lat/0308034].
- [20] S. Hong, S. Yoon and M. J. Strassler, JHEP **0404**, 046 (2004) [hep-th/0312071].
- [21] Y. Kim, J. P. Lee and S. H. Lee, Phys. Rev. D **75**, 114008 (2007) [hep-ph/0703172 [HEP-PH]].
- [22] M. Fujita, K. Fukushima, T. Misumi and M. Murata, Phys. Rev. D **80**, 035001 (2009) doi:10.1103/PhysRevD.80.035001 [arXiv:0903.2316 [hep-ph]].
- [23] J. Noronha and A. Dumitru, Phys. Rev. Lett. **103**, 152304 (2009) doi:10.1103/PhysRevLett.103.152304 [arXiv:0907.3062 [hep-ph]].
- [24] M. Fujita, T. Kikuchi, K. Fukushima, T. Misumi and M. Murata, Phys. Rev. D **81**, 065024 (2010) [arXiv:0911.2298 [hep-ph]].
- [25] T. Branz, T. Gutsche, V. E. Lyubovitskij, I. Schmidt and A. Vega, Phys. Rev. D **82**, 074022 (2010) [arXiv:1008.0268 [hep-ph]].
- [26] T. Gutsche, V. E. Lyubovitskij, I. Schmidt and A. Vega, Phys. Rev. D **87**, no. 5, 056001

- (2013) [arXiv:1212.5196 [hep-ph]].
- [27] S. S. Afonin and I. V. Pusenkov, *Phys. Lett. B* **726**, 283 (2013) [arXiv:1306.3948 [hep-ph]].
- [28] K. Hashimoto, N. Ogawa and Y. Yamaguchi, *JHEP* **1506**, 040 (2015) [arXiv:1412.5590 [hep-th]].
- [29] Y. Liu and I. Zahed, *Phys. Rev. D* **95**, no. 5, 056022 (2017) doi:10.1103/PhysRevD.95.056022 [arXiv:1611.03757 [hep-ph]].
- [30] Y. Liu and I. Zahed, *Phys. Lett. B* **769**, 314 (2017) doi:10.1016/j.physletb.2017.04.007 [arXiv:1611.04400 [hep-ph]].
- [31] N. Evans and A. Tedder, *Phys. Lett. B* **642**, 546 (2006) doi:10.1016/j.physletb.2006.10.019 [hep-ph/0609112].
- [32] P. Colangelo, F. Giannuzzi and S. Nicotri, *Phys. Rev. D* **83**, 035015 (2011) doi:10.1103/PhysRevD.83.035015 [arXiv:1008.3116 [hep-ph]].
- [33] P. Colangelo, F. Giannuzzi, S. Nicotri and V. Tangorra, *Eur. Phys. J. C* **72**, 2096 (2012) doi:10.1140/epjc/s10052-012-2096-9 [arXiv:1112.4402 [hep-ph]].
- [34] P. Colangelo, F. Giannuzzi and S. Nicotri, *JHEP* **1205**, 076 (2012) doi:10.1007/JHEP05(2012)076 [arXiv:1201.1564 [hep-ph]].
- [35] N. Iqbal and H. Liu, *Phys. Rev. D* **79**, 025023 (2009) doi:10.1103/PhysRevD.79.025023 [arXiv:0809.3808 [hep-th]].
- [36] S. I. Finazzo, “Understanding strongly coupled non-Abelian plasmas using the gauge/gravity duality,” Phd Thesis, Universidade de São Paulo, 2015, DOI 10.11606/T.43.2015.tde-07042015-144444 .
- [37] E. Witten, *Adv. Theor. Math. Phys.* **2**, 505 (1998) [hep-th/9803131].
- [38] S. W. Hawking and D. N. Page, *Commun. Math. Phys.* **87**, 577 (1983). doi:10.1007/BF01208266
- [39] C. P. Herzog, *Phys. Rev. Lett.* **98**, 091601 (2007) doi:10.1103/PhysRevLett.98.091601 [hep-th/0608151].
- [40] C. A. Ballon Bayona, H. Boschi-Filho, N. R. F. Braga and L. A. Pando Zayas, *Phys. Rev. D* **77**, 046002 (2008) doi:10.1103/PhysRevD.77.046002 [arXiv:0705.1529 [hep-th]].
- [41] K. Fukushima and T. Hatsuda, *Rept. Prog. Phys.* **74**, 014001 (2011) doi:10.1088/0034-4885/74/1/014001 [arXiv:1005.4814 [hep-ph]].
- [42] C. A. Ballon Bayona, H. Boschi-Filho, N. R. F. Braga and M. A. C. Torres, *JHEP* **1001**, 052

(2010) doi:10.1007/JHEP01(2010)052 [arXiv:0911.0023 [hep-th]].