

Accelerating quantum instanton calculations of the kinetic isotope effects

Konstantin Karandashev¹ and Jiří Vaníček^{1, a)}

Laboratory of Theoretical Physical Chemistry, Institut des Sciences et Ingénierie Chimiques, Ecole Polytechnique Fédérale de Lausanne (EPFL), CH-1015, Lausanne, Switzerland

(Dated: 19 November 2015)

Path integral implementation of the quantum instanton approximation currently belongs among the most accurate methods for computing quantum rate constants and kinetic isotope effects, but its use has been limited due to the rather high computational cost. Here we demonstrate that the efficiency of quantum instanton calculations of the kinetic isotope effects can be increased by orders of magnitude by combining two approaches: The convergence to the quantum limit is accelerated by employing high-order path integral factorizations of the Boltzmann operator, while the statistical convergence is improved by implementing virial estimators for relevant quantities. After deriving several new virial estimators for the high-order factorization and evaluating the resulting increase in efficiency, using $\cdot\text{H}_\alpha + \text{H}_\beta\text{H}_\gamma \rightarrow \text{H}_\alpha\text{H}_\beta + \cdot\text{H}_\gamma$ reaction as an example, we apply the proposed method to obtain several kinetic isotope effects on $\text{CH}_4 + \cdot\text{H} \rightleftharpoons \cdot\text{CH}_3 + \text{H}_2$ forward and backward reactions.

^{a)}Electronic mail: jiri.vanicek@epfl.ch

I. INTRODUCTION

Accurate evaluation of the rate constant, i.e., the prefactor of the rate law of elementary chemical reactions, remains one of the central goals of chemical kinetics because this constant reflects the mechanism of the reaction as well as other properties of the potential energy surface on which the reaction occurs. Another quantity that is frequently used for studying reaction mechanisms, and, in particular, detecting nuclear quantum effects on reaction rates, is the kinetic isotope effect (KIE). The KIE is defined as the ratio of rate constants for two isotopologs, i.e., molecules that only differ in isotope composition. These effects, which include, e.g., tunneling, corner-cutting, and zero-point energy effect, tend to play an important role in hydrogen transfer reactions with a high activation barrier. Although they are most important at low temperatures, nuclear quantum effects sometimes manifest themselves even at physiological temperatures, a fact uncovered by studying KIE's on some enzymatic reactions.¹

Several approaches are currently used for calculating rate constants and KIE's in situations where quantum effects are not negligible. One approach consists in adding a tunneling correction to transition state theory,² others use an approximation for the propagator by treating it semiclassically³ or by treating only one or two degrees of freedom quantum mechanically.⁴ Another promising method is the ring polymer molecular dynamics⁵ (RPMD), which can partially capture both quantum effects and classical recrossing. Finally, there are various quantum generalizations of the transition state theory. Among these so-called quantum transition state theories^{6,7} belongs the quantum instanton (QI) approximation to the rate constant,⁸ i.e., the method whose efficiency we attempt to increase in the present paper. The QI approximation is motivated by the semiclassical instanton theory⁹⁻¹² and, as the name suggests, takes into account only the zero-time properties of the reactive flux-flux correlation function; however, in contrast to the semiclassical instanton, the QI approximation treats the Boltzmann operator exactly quantum mechanically. This improvement makes QI quite accurate as verified in many previous applications of the method.¹³⁻¹⁸

QI theory expresses the reaction rate in terms of imaginary-time correlation functions, which, in turn, can be evaluated by path integral (PI) Monte Carlo (MC) methods.¹⁹ As for KIE's, the problem can be simplified further by using thermodynamic integration.²⁰ The resulting method, however, has a drawback common to all PI methods: it operates

in a configuration space of greatly increased dimensionality, leading to high computational cost. Indeed, the quantum limit is approached as the number of dimensions goes to infinity. Several approaches have been proposed to bypass the problem and this paper combines two of them to accelerate the QI calculations.

The first approach employs Boltzmann operator factorizations of higher order of accuracy. The resulting PI representations of relevant quantities exhibit faster convergence to the quantum limit, allowing to reduce the dimensionality of the calculation.^{21–26} The second approach uses improved estimators with lower statistical errors, which permit shortening the MC simulation.^{27,28} In this work we combine these two strategies, and, in addition, propose several new estimators. We then test the resulting method on two systems: the model $\cdot\text{H}_\alpha + \text{H}_\beta\text{H}_\gamma \rightarrow \text{H}_\alpha\text{H}_\beta + \cdot\text{H}_\gamma$ rearrangement, for which we also evaluate the resulting gain in computational efficiency, and the reaction $\text{CH}_4 + \cdot\text{H} \rightleftharpoons \cdot\text{CH}_3 + \text{H}_2$, a process whose KIE's were studied in detail both experimentally and theoretically, with classical TST, several of its corrected versions,^{29,30} reduced dimensionality quantum dynamics,³¹ and RPMD.³²

The rest of the paper is organized as follows: After outlining the derivation of the QI approximation for the rate constant in Sec. II, in the central Sec. III we first show how this approximation can be combined with the PI formalism and then explain in detail the two strategies to improve numerical performance of the standard PI implementation. The numerical results are presented in Sec. IV, while Sec. V concludes the paper. To facilitate the reading, our notation is summarized in Table I.

II. QUANTUM INSTANTON FORMALISM

The QI approximation for the thermal rate constant $k(T)$ can be derived from the exact Miller-Schwartz-Tromp formula,¹¹

$$k(T) Q_r = \int_0^\infty C_{\text{ff}}(t) dt, \quad (1)$$

expressing the product of the rate constant with the reaction partition function Q_r as the time integral of the flux-flux correlation function

$$C_{\text{ff}}(t) := C_{\hat{F}_a \hat{F}_b}(t), \quad (2)$$

where

$$C_{\hat{A}\hat{B}}(t) := \text{Tr} \left(\hat{A} e^{-(\beta/2-it)\hat{H}} \hat{B} e^{-(\beta/2+it)\hat{H}} \right) \quad (3)$$

Table I. Summary of the notation used in this paper for a system of N particles in a D -dimensional Euclidean space. m_i is the mass of particle i ; \mathbf{v} and \mathbf{w} are vectors defined in the ND -dimensional configuration space, while \mathbf{v}_i and \mathbf{w}_i are their D -dimensional components corresponding to particle i ; \mathbf{A} is a Hermitian matrix defined over the configuration space, and A_{ij} is its $D \times D$ dimensional submatrix containing only the columns corresponding to particle i and rows corresponding to particle j .

Expression	Comment
∇_i	gradient with respect to coordinates of particle i
$\mathbf{v}_i \cdot \mathbf{w}_i := \sum_{j=1}^D v_{i,j} \cdot w_{i,j}$	standard dot product of \mathbf{v}_i and \mathbf{w}_i in the D -dimensional Euclidean space
$\langle \mathbf{v}, \mathbf{w} \rangle_s := \sum_{i=1}^N (m_i)^s \mathbf{v}_i \cdot \mathbf{w}_i$	mass-weighted inner product of \mathbf{v} and \mathbf{w} in the system's configuration space, where $s \in \{-1, 0, 1\}$ on the right-hand side, while on the left-hand side a corresponding shorthand notation $s \in \{-, 0, +\}$ is used
$\ \mathbf{v}\ _s := \sqrt{\langle \mathbf{v}, \mathbf{v} \rangle_s}$	mass-weighted norm of a configuration space vector
$\langle \mathbf{v}, \mathbf{A}, \mathbf{w} \rangle_{su} := \sum_{i=1}^N \sum_{j=1}^N m_i^s m_j^u \mathbf{v}_i \cdot \mathbf{A}_{ij} \cdot \mathbf{w}_j$	matrix product of \mathbf{A} with \mathbf{v} and \mathbf{w} ; the same shorthand notation is used for s and u as in $\langle \mathbf{v}, \mathbf{w} \rangle_s$

is the symmetrized correlation function of operators \hat{A} and \hat{B} at temperature $T = 1/(k_B\beta)$ and time t ,

$$\hat{F}_\gamma := -\frac{i}{\hbar} [h[\xi_\gamma(\hat{\mathbf{r}})], \hat{H}] \quad (4)$$

is the operator of flux through dividing surface (DS) $\gamma \in \{a, b\}$, \mathbf{r} is the position vector in the ND -dimensional configuration space (N is the number of atoms, D is the number of spatial dimensions), and h is the Heaviside function [i.e., $h(x) = 1$ for $x \geq 0$ and $h(x) = 0$ for $x < 0$]. The two DS's a and b completely separate the reactant and product regions, and are defined by the equation $\xi_\gamma(\mathbf{r}) = 0$. In addition, ξ_γ are chosen so that $\xi_\gamma(\mathbf{r}) > 0$ for \mathbf{r} in the product region and $\xi_\gamma(\mathbf{r}) < 0$ in the reactant region.

The QI approximation can be derived by applying the steepest descent approximation to Eq. (1).^{20,33} First, one multiplies and divides the integrand of Eq. (1) by the so-called delta-delta correlation function

$$C_{\text{dd}}(t) := C_{\hat{\Delta}_a \hat{\Delta}_b}(t), \quad (5)$$

where Δ_γ is the normalized delta function

$$\Delta_\gamma(\mathbf{r}) = \delta[\xi_\gamma(\mathbf{r})] \|\nabla \xi_\gamma(\mathbf{r})\|_- \quad (6)$$

and $\|\cdot\|_-$ is the norm of a covariant vector (see Table I). Then one assumes that $C_{\text{ff}}(t)$ decays sufficiently fast so that the main contribution to the integral in Eq. (1) comes from t close to zero (hence the name “quantum instanton”), and that for these short times the ratio $C_{\text{ff}}(t)/C_{\text{dd}}(t)$ remains approximately constant and given by $C_{\text{ff}}(0)/C_{\text{dd}}(0)$. One can therefore evaluate the time integral in Eq. (1) with the steepest descent approximation,

$$\begin{aligned} \int_0^\infty C_{\text{ff}}(t) dt &= \int_0^\infty \frac{C_{\text{ff}}(t)}{C_{\text{dd}}(t)} C_{\text{dd}}(t) dt \\ &\approx \frac{C_{\text{ff}}(0)}{C_{\text{dd}}(0)} \int_0^\infty C_{\text{dd}}(t) dt \\ &\approx \frac{C_{\text{ff}}(0)}{C_{\text{dd}}(0)} \frac{\hbar\sqrt{\pi}}{2} \frac{C_{\text{dd}}(0)}{\Delta H}, \end{aligned} \quad (7)$$

obtaining the QI expression for the rate constant

$$k_{\text{QI}} = \frac{\hbar\sqrt{\pi}}{2} \frac{C_{\text{dd}}(0)}{Q_r} \frac{C_{\text{ff}}(0)/C_{\text{dd}}(0)}{\Delta H}, \quad (8)$$

where

$$\Delta H = \hbar \sqrt{-\frac{\ddot{C}_{\text{dd}}(0)}{2C_{\text{dd}}(0)}} \quad (9)$$

is a certain energy variance. For reasons that will become clear below, we keep $C_{\text{dd}}(0)$ in Eq. (8), even though it may seem to cancel out.

The last question to be addressed is how to choose positions of the optimal DS’s. From semiclassical considerations it follows that the best choice is to require that $C_{\text{dd}}(0)$ be a saddle point with respect to ξ_a and ξ_b ;⁸ if ξ_γ are controlled by a set of parameters $\{\eta_k^{(\gamma)}\}$, the stationarity condition becomes

$$\frac{\partial C_{\text{dd}}}{\partial \eta_k^{(\gamma)}} = 0. \quad (10)$$

III. GENERAL PATH INTEGRAL IMPLEMENTATION

The QI approximation allows expressing the rate constant in terms of the reactant partition function and properties of flux-flux and delta-delta correlation functions at time $t = 0$. In this section, we first explain how the PI formalism allows transforming the quantum problem of finding these quantities to a classical one, applied to the so-called polymer chain,^{34,35} and then describe an efficient implementation allowing a significant acceleration of calculations of the KIE's.

One of our goals is using higher-order factorizations of the Boltzmann operator in order to accelerate the convergence of the KIE's to the quantum limit. In Subsec. III A, we therefore present a general derivation of the PI expression for the Boltzmann operator matrix element, valid for all Boltzmann operator factorizations used in this work, and in Subsec. III B we obtain general PI expressions for Q_r and $C_{\text{dd}}(0)$. In Subsecs. III C and III D, we explain how all quantities necessary for computing the KIE within the QI approximation can be expressed in terms of thermodynamic averages over ensembles corresponding to PI expressions for Q_r and $C_{\text{dd}}(0)$; in Subsec. III E we derive estimators allowing to calculate these averages with a lower statistical error and therefore significantly accelerating statistical convergence, which is our second main goal. Some of the more tedious derivations are deferred to the Appendix.

A. Lie-Trotter, Takahashi-Imada, and Suzuki factorizations of the imaginary-time path integral propagator

The coordinate matrix element of the Boltzmann operator at temperature $T = 1/(k_B\beta)$ can be rewritten as a matrix element of the product of $P \in \mathbb{N}$ Boltzmann operators at a higher temperature inversely proportional to the parameter $\epsilon := \beta/P$:

$$\langle \mathbf{r}^{(a)} | e^{-\beta\hat{H}} | \mathbf{r}^{(b)} \rangle = \langle \mathbf{r}^{(a)} | (e^{-\epsilon\hat{H}})^P | \mathbf{r}^{(b)} \rangle. \quad (11)$$

We next consider three possible high-temperature factorizations of the Boltzmann operator:

1. The symmetrized version of the Lie-Trotter factorization:

$$e^{-\epsilon\hat{H}} = e^{-\epsilon\hat{V}/2} e^{-\epsilon\hat{T}} e^{-\epsilon\hat{V}/2} + O(\epsilon^3). \quad (12)$$

This second-order factorization, which we will for simplicity denote by LT is the one most commonly used for discretizing the imaginary-time Feynman PI.

2. The Takahashi-Imada (TI) factorization:³⁶

$$\mathrm{Tr} \left(e^{-\epsilon \hat{H}} \right) = \mathrm{Tr} \left(e^{-\epsilon \hat{V}_{\mathrm{TI}}/2} e^{-\epsilon \hat{T}} e^{-\epsilon \hat{V}_{\mathrm{TI}}/2} \right) + O(\epsilon^5), \quad (13)$$

where

$$\hat{V}_{\mathrm{TI}} := \hat{V} + \frac{1}{24} \epsilon^2 [\hat{V}, [\hat{T}, \hat{V}]] \quad (14)$$

is an effective one-particle potential. This fourth-order factorization significantly accelerates the convergence to the quantum limit of the PI expression for Q_r . However, it only behaves as a fourth-order factorization when it is used for evaluating the trace of the Boltzmann operator. If one naively removes the Tr in Eq. (13), and applies the resulting factorization

$$e^{-\epsilon \hat{H}} \approx e^{-\epsilon \hat{V}_{\mathrm{TI}}/2} e^{-\epsilon \hat{T}} e^{-\epsilon \hat{V}_{\mathrm{TI}}/2} \quad (15)$$

to off-diagonal elements, which are required for PI representations of $C_{\mathrm{dd}}(0)$ and $C_{\mathrm{ff}}(0)$, one obtains only second-order convergence, and no numerical advantage over the LT factorization. Since it will allow us to provide a single derivation of many quantities for different factorizations, we will abuse terminology and refer to Eq. (15) also as ‘‘Takahashi-Imada’’ factorization, keeping in mind that the original authors were aware that their splitting is of the fourth order only in the context of Eq. (13).

3. The fourth-order Suzuki-Chin (SC) factorization (Ref. 37, motivated by Ref. 38):

$$e^{-\epsilon \hat{H}} = e^{-\epsilon \hat{V}_e/6} e^{-\epsilon \hat{T}/2} e^{-2\epsilon \hat{V}_m/3} e^{-\epsilon \hat{T}/2} e^{-\epsilon \hat{V}_e/6} + O(\epsilon^5), \quad (16)$$

where

$$\hat{V}_e := \hat{V} + \frac{\alpha}{6} \epsilon^2 [\hat{V}, [\hat{T}, \hat{V}]] \quad \text{and} \quad (17)$$

$$\hat{V}_m := \hat{V} + \frac{(1-\alpha)}{12} \epsilon^2 [\hat{V}, [\hat{T}, \hat{V}]] \quad (18)$$

are the ‘‘endpoint’’ and ‘‘midpoint’’ effective one-particle potentials. The dimensionless parameter α can assume an arbitrary value, but evidence in the literature^{21,23} suggests that $\alpha = 0$ gives superior results in most PI simulations, and hence it was also the value used in our calculations.

Now we use one of the three PI splittings for each of the P high-temperature factors in Eq. (11), with the caveat that for the SC factorization (only) we replace P with $P/2$ (so P must be even) and $\epsilon = \beta/P$ with $\epsilon = 2\beta/P$ in Eq. (11). After inserting $(P - 1)$ resolutions

of identity in the coordinate basis in front of every kinetic factor (except the first one), we obtain

$$\langle \mathbf{r}^{(a)} | e^{-\beta \hat{H}} | \mathbf{r}^{(b)} \rangle = \lim_{P \rightarrow \infty} C \int d\mathbf{r}^{(1)} \dots d\mathbf{r}^{(P-1)} \exp \left[-\beta \tilde{\Phi}(\mathbf{r}^{(a)}, \mathbf{r}^{(1)}, \dots, \mathbf{r}^{(P-1)}, \mathbf{r}^{(b)}) \right], \quad (19)$$

where the effective potential $\tilde{\Phi}$ and prefactor C are defined as

$$\tilde{\Phi} := \frac{P}{2\hbar^2\beta^2} \sum_{s=1}^P \|\mathbf{r}^{(s)} - \mathbf{r}^{(s-1)}\|_+^2 + \frac{1}{P} \sum_{s=0}^P \tilde{w}_s V_{\text{eff}}^{(s)}(\mathbf{r}^{(s)}), \quad (20)$$

$$C := \left(\frac{P}{2\hbar^2\pi\beta} \right)^{NDP/2} \left(\prod_{i=1}^N m_i \right)^{DP/2}. \quad (21)$$

In the expression for $\tilde{\Phi}$, we use the notation $\mathbf{r}^{(P)} := \mathbf{r}^{(b)}$, $\mathbf{r}^{(0)} := \mathbf{r}^{(a)}$ for the boundary points; N is the number of atoms, D is the number of spatial dimensions, m_i is the mass of particle i , $\|\cdot\|_+$ is the norm of a contravariant vector (see Table I), and $V_{\text{eff}}^{(s)}$ is the effective one-particle potential,

$$V_{\text{eff}}^{(s)} := V + \left(\frac{\beta}{P} \right)^2 d_s V_{\text{grad}}, \quad (22)$$

where

$$V_{\text{grad}}(\mathbf{r}) = \hbar^2 \|\nabla V(\mathbf{r})\|_-^2 \quad (23)$$

is the coordinate representation of the commutator term in Eqs. (14), (17), and (18). In the context of discretized PI's, the integer P is often referred to as the Trotter number.

The coefficient d_s for the fourth-order correction of an effective one-particle potential depends on the splitting used:

$$d_s = \begin{cases} 0, & \text{LT splitting,} \\ 1/24, & \text{TI splitting,} \\ \alpha/6, & \text{SC splitting and } s \text{ even,} \\ (1 - \alpha)/12, & \text{SC splitting and } s \text{ odd.} \end{cases} \quad (24)$$

The weights \tilde{w}_s in the sum over effective one-particle potentials also depend on the splitting: for endpoint s (i.e., $s = 0, P$) these weights are $\tilde{w}_s = 1/2$ for the LT and TI splittings, and $\tilde{w}_s = 1/3$ for the SC splitting; for other values of s , $\tilde{w}_s = 1$ for the LT and TI splittings, whereas for the SC splitting, $\tilde{w}_s = 4/3$ for odd s and $\tilde{w}_s = 2/3$ for even s . Expression (19) becomes exact as P goes to infinity.

B. Path integral representation of the partition function and delta-delta correlation function

From Eq. (19) it is straightforward to obtain the PI representation $Q_{r,P}$ of the reactant partition function Q_r ; in particular,

$$Q_r = \text{Tr} \left(e^{-\beta \hat{H}} \right) = \int \langle \mathbf{r} | e^{-\beta \hat{H}} | \mathbf{r} \rangle d\mathbf{r} = \lim_{P \rightarrow \infty} Q_{r,P}, \quad (25)$$

$$Q_{r,P} = \int d\{\mathbf{r}^{(s)}\} \rho_r(\{\mathbf{r}^{(s)}\}), \quad (26)$$

$$\rho_r(\{\mathbf{r}^{(s)}\}) = C \exp \left[-\beta \Phi(\{\mathbf{r}^{(s)}\}) \right]. \quad (27)$$

(In general, we will distinguish between a quantity A and its PI representation A_P for a given value of P by adding an additional subscript P .) By $\int d\{\mathbf{r}^{(s)}\}$ we mean integration over all $\mathbf{r}^{(s)}$, $s \in \{1, \dots, P\}$; $\rho_r(\{\mathbf{r}^{(s)}\})$ can be regarded as the thermal distribution of $\{\mathbf{r}^{(s)}\}$ of the new system; Φ is the closed-loop version of $\tilde{\Phi}$, i.e.,

$$\Phi(\{\mathbf{r}^{(s)}\}) := \tilde{\Phi}(\mathbf{r}^{(P)}, \mathbf{r}^{(1)}, \dots, \mathbf{r}^{(P)}) = \frac{P}{2\hbar^2\beta^2} \sum_{s=1}^P \|\mathbf{r}^{(s)} - \mathbf{r}^{(s-1)}\|_+^2 + \frac{1}{P} \sum_{s=1}^P w_s V_{\text{eff}}^{(s)}(\mathbf{r}^{(s)}). \quad (28)$$

From now on we will always consider closed loops such that $\mathbf{r}^{(0)} = \mathbf{r}^{(P)}$. The difference between the new weights w_s and the old weights \tilde{w}_s is that $w_P = 1$ for the LT or TI splittings and $w_P = 2/3$ for the SC splitting, for which we also require P to be even.

We can now see that the PI representation of the quantum partition function Q_r is identical to the classical partition function $Q_{r,\text{cl}}$ of a system (called ‘‘polymer chain’’) where every original particle is replaced with P pseudoparticles connected by harmonic forces. Also note that for $P = 1$ and the LT factorization our PI expression reduces to the expression for the classical Boltzmann distribution.

For $C_{\text{dd}}(0)$ we have, analogously,

$$C_{\text{dd},P} = \int d\{\mathbf{r}^{(s)}\} \rho^\ddagger(\{\mathbf{r}^{(s)}\}), \quad (29)$$

$$\rho^\ddagger(\{\mathbf{r}^{(s)}\}) = C \Delta_a(\mathbf{r}^{(P/2)}) \Delta_b(\mathbf{r}^{(P)}) \exp \left[-\beta \Phi(\{\mathbf{r}^{(s)}\}) \right]. \quad (30)$$

(we shall omit the time argument of C_{dd} and C_{ff} if it equals 0). Note that $\rho^\ddagger(\{\mathbf{r}^{(s)}\})$ differs from $\rho_r(\{\mathbf{r}^{(s)}\})$ by the two delta constraints imposed on $\mathbf{r}^{(P/2)}$ and $\mathbf{r}^{(P)}$.

In the rest of the section we will show how the QI expression for the KIE can be rewritten in terms of classical thermodynamic averages over ρ_r and ρ^\ddagger . Expressions for the corresponding estimators will be presented in a general way valid for all Boltzmann operator splittings

considered in this work and as such will contain the main part common for all splittings and a part which corresponds to the fourth-order corrections and is only non-zero if a splitting other than LT is used; since this additional part depends on the gradient of the potential energy we will denote it by adding “grad” subscript to the name of the estimator. Although it is one of the main results of this work, for clarity the derivation of the parts associated with the fourth-order factorizations will be left for Appendix A. Before we proceed it is necessary to point out relative costs of running MC simulations over ρ_r and ρ^\ddagger obtained with different Boltzmann operator splittings. While the use of the LT splitting only requires potential energy for each $\mathbf{r}^{(s)}$, the SC splitting with $0 < \alpha < 1$ and the TI factorization also require the gradient of energy for each $\mathbf{r}^{(s)}$, and the SC splittings with $\alpha = 0$ and $\alpha = 1$ require gradients for $\mathbf{r}^{(s)}$ with s odd and even, respectively.

C. Estimators for constrained quantities

Within the PI formalism both the energy spread ΔH and the flux factor $C_{\text{ff}}/C_{\text{dd}}$ can be expressed as thermodynamic averages over the ensemble whose configurations are weighted by $\rho^\ddagger(\{\mathbf{r}^{(s)}\})$.¹⁹ In order to obtain the PI representation of $\ddot{C}_{\text{dd}}(0)$ and ΔH^2 , it is convenient to perform the Wick rotation and define a new function

$$\overline{C}_{\text{dd}}(\zeta) := C_{\text{dd}}\left(-\frac{i\zeta\hbar}{2}\right) \quad (31)$$

of a complex argument ζ . Supposing that $C_{\text{dd}}(t)$ is analytic,

$$\ddot{C}_{\text{dd}}(t) = -\frac{4}{\hbar^2} \left. \frac{\partial^2}{\partial \zeta^2} \overline{C}_{\text{dd}}(\zeta) \right|_{\zeta=2it/\hbar}. \quad (32)$$

The PI representation of $\overline{C}_{\text{dd}}(\zeta)$ is

$$\overline{C}_{\text{dd},P}(\zeta) = \overline{C} \int d\{\mathbf{r}^{(s)}\} \Delta_a(\mathbf{r}^{(P/2)}) \Delta_b(\mathbf{r}^{(P)}) \exp\left(-\beta^+ \tilde{\Phi}^+ - \beta^- \tilde{\Phi}^-\right), \quad (33)$$

with

$$\beta^+ = \beta + \zeta, \quad (34)$$

$$\beta^- = \beta - \zeta, \quad (35)$$

prefactor

$$\overline{C} = \left(\frac{P}{2\hbar^2\pi\sqrt{\beta^2 - \zeta^2}} \right)^{NDP/2} \left(\prod_{i=1}^N m_i \right)^{DP/2}, \quad (36)$$

and two ‘‘partial’’ effective potentials

$$\tilde{\Phi}^+ = \frac{P}{2\hbar^2(\beta^+)^2} \sum_{s=1}^{P/2} \|\mathbf{r}^{(s)} - \mathbf{r}^{(s-1)}\|_+^2 + \frac{1}{P} \sum_{s=0}^{P/2} \tilde{w}_s V_{\text{eff}}^{(s)}(\mathbf{r}^{(s)}), \quad (37)$$

$$\tilde{\Phi}^- = \frac{P}{2\hbar^2(\beta^-)^2} \sum_{s=P/2+1}^P \|\mathbf{r}^{(s)} - \mathbf{r}^{(s-1)}\|_+^2 + \frac{1}{P} \sum_{s=P/2}^P \tilde{w}_s V_{\text{eff}}^{(s)}(\mathbf{r}^{(s)}), \quad (38)$$

where $\tilde{w}_s = \tilde{w}_s$ for all s except for $s = P/2$, for which $\tilde{w}_{P/2} = \tilde{w}_P = \tilde{w}_0$. The effective potentials $\tilde{\Phi}^+$ and $\tilde{\Phi}^-$ in Eq. (33) are obtained in a similar manner as $\tilde{\Phi}$ was obtained in Eq. (19). The difference is that instead of the matrix element of the Boltzmann operator $\exp(-\beta\hat{H})$ one considers an element of $\exp(-\beta^+\hat{H}/2)$ or $\exp(-\beta^-\hat{H}/2)$, and the exponential operators are discretized into $P/2$ rather than P parts. As a result, expressions (37)-(38) for $\tilde{\Phi}^+$ and $\tilde{\Phi}^-$ can be obtained from the one for $\tilde{\Phi}$ [Eq. (20)] if β is replaced with $\beta^+/2$ and $\beta^-/2$, respectively, and P is replaced with $P/2$. After differentiating expression (33) with respect to ζ , using Eq. (32) to go from $\bar{C}_{\text{dd},P}''(\zeta)$ back to $\ddot{C}_{\text{dd}}(t)$, and noting that $d\zeta = d\beta^+ = -d\beta^-$, one obtains

$$\ddot{C}_{\text{dd},P}(0) = -\frac{1}{\hbar^2} C \int d\{\mathbf{r}^{(s)}\} (G + F^2) \rho^\dagger(\{\mathbf{r}^{(s)}\}), \quad (39)$$

with

$$G = 4 \left[\frac{d^2 \ln C}{d\beta^2} - \frac{d^2(\beta^+ \tilde{\Phi}^+)}{d(\beta^+)^2} - \frac{d^2(\beta^- \tilde{\Phi}^-)}{d(\beta^-)^2} \right], \quad (40)$$

$$F = 2 \left[\frac{d(\beta^+ \tilde{\Phi}^+)}{d\beta^+} - \frac{d(\beta^- \tilde{\Phi}^-)}{d\beta^-} \right]. \quad (41)$$

After the substitution of expressions (29) and (39) for $C_{\text{dd},P}$ and $\ddot{C}_{\text{dd},P}$ into the definition (9) of ΔH^2 , the estimator for ΔH^2 takes the form

$$(\Delta H^2)_{P,\text{est}} = \frac{G + F^2}{2} \quad (42)$$

if $\rho^\dagger(\{\mathbf{r}^{(s)}\})$ is used as the weight function. From now on, if a quantity A can be expressed as a classical thermodynamic average, we will denote the corresponding estimator by A_{est} (the density function over which the averaging is performed will not be denoted explicitly since this will always be clear from the context).

Explicit differentiation in Eqs. (40) and (41) leads to the so-called thermodynamic

estimator,¹⁹

$$G_{\text{th}} = \frac{2NDP}{\beta^2} - \frac{4P}{\hbar^2\beta^3} \sum_{s=1}^P \|\mathbf{r}^{(s)} - \mathbf{r}^{(s-1)}\|_+^2 + G_{\text{th,grad}}, \quad (43)$$

$$F_{\text{th}} = \frac{2}{P} \left(\sum_{s=1}^{P/2-1} - \sum_{s=P/2+1}^{P-1} \right) w_s V_{\text{eff}}^{(s)}(\mathbf{r}^{(s)}) - \frac{P}{\hbar^2\beta^2} \left(\sum_{s=1}^{P/2} - \sum_{s=P/2+1}^P \right) \|\mathbf{r}^{(s)} - \mathbf{r}^{(s-1)}\|_+^2 + F_{\text{grad}}. \quad (44)$$

The ratio $C_{\text{ff}}/C_{\text{dd}}$ can be computed by the Metropolis algorithm as well. To obtain the corresponding estimator we first note that the flux operator can be expressed as

$$\hat{F}_\gamma = \frac{1}{2} \{ \delta[\xi_\gamma(\hat{\mathbf{r}})] \langle \nabla \xi_\gamma(\hat{\mathbf{r}}), \hat{\mathbf{p}} \rangle_- + \langle \nabla \xi_\gamma(\hat{\mathbf{r}}), \hat{\mathbf{p}} \rangle_- \delta[\xi_\gamma(\hat{\mathbf{r}})] \}. \quad (45)$$

Combining \hat{F}_γ with the PI representation of the Boltzmann operator, one obtains¹⁹

$$C_{\text{ff},P} = C \int d\{\mathbf{r}^{(s)}\} f_v \rho^\dagger(\{\mathbf{r}^{(s)}\}), \quad (46)$$

where f_v is the so-called velocity factor,

$$\begin{aligned} f_v = & \frac{\hbar^2}{4} \left\{ \beta^2 \prod_{\gamma=a,b} \left\langle \nabla \xi_\gamma(\mathbf{r}_\gamma), \left(\frac{\partial \tilde{\Phi}^+}{\partial \mathbf{r}_\gamma} - \frac{\partial \tilde{\Phi}^-}{\partial \mathbf{r}_\gamma} \right) \right\rangle_- \right. \\ & \left. - \beta \left\langle \nabla \xi_a(\mathbf{r}^{(P/2)}), \frac{\partial^2(\tilde{\Phi}^+ + \tilde{\Phi}^-)}{\partial \mathbf{r}^{(P/2)} \partial \mathbf{r}^{(P)}}, \nabla \xi_b(\mathbf{r}^{(P)}) \right\rangle_{--} \right\} \\ & / \left\{ \prod_{\gamma=a,b} \|\nabla \xi_\gamma(\mathbf{r}_\gamma)\|_- \right\}, \end{aligned} \quad (47)$$

$\mathbf{r}_a = \mathbf{r}^{(P/2)}$, $\mathbf{r}_b = \mathbf{r}^{(P)}$, $\langle \cdot, \cdot \rangle_-$ is the inner product of two covariant vectors, and $\langle \cdot, \cdot, \cdot \rangle_{--}$ the matrix product of a covariant matrix with two covariant vectors (see Table I). Taking the ratio of PI representations (46) and (29) of C_{ff} and C_{dd} immediately yields the estimator for the ratio $C_{\text{ff}}/C_{\text{dd}}$:

$$\left(\frac{C_{\text{ff}}}{C_{\text{dd}}} \right)_{P,\text{est}} = f_v. \quad (48)$$

The thermodynamic estimator takes the form¹⁹

$$f_{v,\text{th}} = - \left(\frac{P}{2\hbar\beta} \right)^2 \prod_{\gamma=a,b} \left\{ \langle \nabla \xi_\gamma(\mathbf{r}_\gamma), (\mathbf{r}_\gamma^{(+1)} - \mathbf{r}_\gamma^{(-1)}) \rangle_0 / \|\nabla \xi_\gamma(\mathbf{r}_\gamma)\|_- \right\}, \quad (49)$$

where $\langle \cdot, \cdot \rangle_0$ is the inner product of a covariant and contravariant vectors (see Table I), and we defined

$$\mathbf{r}_\gamma^{(+1)} := \begin{cases} \mathbf{r}^{(P/2+1)}, & \gamma = a, \\ \mathbf{r}^{(1)}, & \gamma = b, \end{cases} \quad (50)$$

$$\mathbf{r}_\gamma^{(-1)} := \begin{cases} \mathbf{r}^{(P/2-1)}, & \gamma = a, \\ \mathbf{r}^{(P-1)}, & \gamma = b. \end{cases} \quad (51)$$

D. Thermodynamic integration with respect to mass

The last ingredient needed for evaluating the QI rate constant (8) is the ratio C_{dd}/Q_r , which, unfortunately, cannot be calculated by the standard Metropolis algorithm. However, in the case of KIE's, one can circumvent this problem by employing the so-called thermodynamic integration with respect to mass,²⁰ which is easy to understand from the explicit QI expression for the KIE,

$$\text{KIE}_{\text{QI}} = \frac{k_{\text{QI}}^{(A)}}{k_{\text{QI}}^{(B)}} = \frac{Q_r^{(B)} C_{\text{dd}}^{(A)} \Delta H^{(B)} C_{\text{ff}}^{(A)} / C_{\text{dd}}^{(A)}}{Q_r^{(A)} C_{\text{dd}}^{(B)} \Delta H^{(A)} C_{\text{ff}}^{(B)} / C_{\text{dd}}^{(B)}}, \quad (52)$$

where A and B are different isotopologs of otherwise the same system. The basic idea of the thermodynamic integration with respect to mass consists in computing ratios $C_{\text{dd}}^{(A)} / C_{\text{dd}}^{(B)}$ and $Q_r^{(A)} / Q_r^{(B)}$ by considering a continuous transformation^{20,39–41} from A to B using a dimensionless parameter $\lambda \in [0, 1]$ controlling atomic masses of the intermediate systems as

$$m_i(\lambda) = (1 - \lambda)m_i^{(A)} + \lambda m_i^{(B)}. \quad (53)$$

Ratios $C_{\text{dd}}^{(A)} / C_{\text{dd}}^{(B)}$ and $Q_r^{(A)} / Q_r^{(B)}$ are rewritten in terms of their logarithmic derivatives, which are normalized quantities and, therefore, *can* be calculated with the Metropolis algorithm:

$$\frac{Q_r^{(B)}}{Q_r^{(A)}} = \exp \left(\int_0^1 \frac{d \ln Q_r^{(\lambda)}}{d \lambda} d \lambda \right), \quad (54)$$

$$\frac{C_{\text{dd}}^{(B)}}{C_{\text{dd}}^{(A)}} = \exp \left(\int_0^1 \frac{d \ln C_{\text{dd}}^{(\lambda)}}{d \lambda} d \lambda \right). \quad (55)$$

The integrals in the exponent can be evaluated numerically with Simpson's rule or other standard methods. However, several approaches have been proposed for decreasing the exponentiated integration error in the ratio $Q_r^{(A)} / Q_r^{(B)}$, which can further accelerate the calculation by lowering the required number of integration points: These include rescaling of mass (which in the simplest variant involves linearly interpolating $m_i^{-1/2}$ instead of m_i),^{25,41} or introducing higher-order derivatives of Q_r with respect to λ ;²⁵ if the ratio is close to unity it is also possible to eliminate the integration error altogether by using direct estimators for $Q_r^{(A)} / Q_r^{(B)}$.⁴²

In the case of $d\ln C_{\text{dd}}/d\lambda$ needed in the QI, one needs to keep track of the possible change of ξ_γ during the course of the integration,

$$\frac{d\ln C_{\text{dd}}^{(\lambda)}}{d\lambda} = \frac{\partial \ln C_{\text{dd}}^{(\lambda)}}{\partial \lambda} + \sum_{\gamma=a,b} \sum_k \frac{d\eta_k^{(\gamma)}}{d\lambda} \frac{\partial \ln C_{\text{dd}}}{\partial \eta_k^{(\gamma)}}. \quad (56)$$

In Ref. 20 the authors proposed to choose $\{\eta_k^{(\gamma)}(\lambda)\}$ that satisfy Eq. (10) at each λ integration step, making the second term in Eq. (56) exactly zero and leaving only $\partial \ln C_{\text{dd}}/\partial \lambda$ to be considered. Here we take an alternative and more numerically stable approach: By introducing new accurate estimators for $\partial \ln C_{\text{dd}}/\partial \eta_k^{(\gamma)}$, we can avoid having to find the optimal values of $\eta_k^{(\gamma)}(\lambda)$ for all λ . Instead, we only find optimal $\eta_k^{(\gamma)}(\lambda)$ at the boundary points $\lambda \in \{0, 1\}$, obtain other, not necessarily optimal, $\eta_k^{(\gamma)}(\lambda)$ by linear interpolation, and evaluate both terms of Eq. (56) for each λ .

The estimators for $\partial \ln Q_r/\partial \lambda$ and $\partial \ln C_{\text{dd}}/\partial \lambda$ are

$$\left(\frac{1}{\beta} \frac{\partial \ln Q_r^{(\lambda)}}{\partial \lambda} \right)_{P,\text{est}} = F_r = \frac{1}{\beta} \sum_{i=1}^N \frac{dm_i}{d\lambda} \left(\frac{d\ln C}{dm_i} - \beta \frac{d\Phi}{dm_i} \right), \quad (57)$$

$$\left(\frac{1}{\beta} \frac{\partial \ln C_{\text{dd}}^{(\lambda)}}{\partial \lambda} \right)_{P,\text{est}} = F^\ddagger = F_r + F_{\text{ds}}, \quad (58)$$

where F_{ds} is the contribution that comes from differentiating the mass-dependent normalization factor in Eq. (6):

$$F_{\text{ds}} = -\frac{1}{\beta} \sum_{i=1}^N \frac{dm_i}{d\lambda} \sum_{\gamma=a,b} \frac{|\nabla_i \xi_\gamma(\mathbf{r}_\gamma)|^2}{2m_i^2 \|\nabla \xi_\gamma(\mathbf{r}_\gamma)\|_-^2}. \quad (59)$$

Here ∇_i is the gradient with respect to coordinates of particle i (see Table I).

Direct evaluation of Eqs. (57) and (58) yields the thermodynamic estimators²⁰

$$F_{r,\text{th}} = \frac{1}{\beta} \sum_{i=1}^N \frac{dm_i}{d\lambda} \left[\frac{DP}{2m_i} - \frac{P}{2\hbar^2\beta} \sum_{s=1}^P (\mathbf{r}_i^{(s)} - \mathbf{r}_i^{(s-1)})^2 \right] + F_{r,\text{grad}}, \quad (60)$$

$$F_{\text{th}}^\ddagger = F_{r,\text{th}} + F_{\text{ds}}. \quad (61)$$

Derivation of the estimator for $\partial \ln C_{\text{dd}}/\partial \eta_k^{(\gamma)}$ involves a rather tedious algebra and is therefore presented in Appendix B; the result is

$$\left(\frac{\partial \ln C_{\text{dd}}}{\partial \eta_k^{(\gamma)}} \right)_{P,\text{est}} = B^{k(\gamma)} = \frac{\partial \xi_\gamma(\mathbf{r}_\gamma)}{\partial \eta_k^{(\gamma)}} \left\{ \beta \langle \nabla \xi_\gamma(\mathbf{r}_\gamma), \nabla^{(\gamma)} \Phi(\{\mathbf{r}^{(s)}\}) \rangle_- - B_{\text{ds}}^{k(\gamma)} \right\} / \|\nabla \xi_\gamma(\mathbf{r}_\gamma)\|_-^2, \quad (62)$$

where $\nabla^{(\gamma)}$ is the gradient with respect to \mathbf{r}_γ and

$$B_{\text{ds}}^{k(\gamma)} = \langle \nabla, \nabla \xi \rangle_- - \frac{1}{\|\nabla \xi\|_-^2} \left\langle \nabla \xi, \frac{\partial^2 \xi}{(\partial \mathbf{r}_\gamma)^2}, \nabla \xi \right\rangle_{--} \quad (63)$$

is the term associated with the change of configuration space volume satisfying the constraint. Obtaining the thermodynamic estimator for $B^{k(\gamma)}$ is straightforward and yields

$$B_{\text{th}}^{k(\gamma)} = \frac{\partial \xi_\gamma(\mathbf{r}_\gamma)}{\partial \eta_k^{(\gamma)}} \left\{ \frac{P}{\hbar^2 \beta} \langle \nabla \xi_\gamma(\mathbf{r}_\gamma), (2\mathbf{r}_\gamma - \mathbf{r}_\gamma^{(-1)} - \mathbf{r}_\gamma^{(+1)}) \rangle_0 + w_\gamma \langle \nabla \xi_\gamma(\mathbf{r}_\gamma), \nabla V_{\text{eff}}^{(s)}(\mathbf{r}_\gamma) \rangle_- - B_{\text{ds}}^{k(\gamma)} \right\} / \|\nabla \xi_\gamma(\mathbf{r}_\gamma)\|_-^2. \quad (64)$$

E. Virial estimators

So far we have only considered thermodynamic estimators, which are obtained via direct differentiation of the Boltzmann operator matrix elements. However, an estimator for a given quantity is not unique; it is often possible to obtain an estimator with smaller statistical error. Among such estimators are the so-called virial and centroid virial estimators,^{43,44} which are motivated by the virial theorem of classical mechanics and which can be derived^{22,45} most simply by applying a coordinate transformation before the differentiation.

Two of the five virial estimators used in this work, namely the estimators for $\partial \ln Q_r / \partial \lambda$ and ΔH^2 had been proposed previously;^{27,28} the former, however, had not been used in combination with the SC factorization. To derive the centroid virial estimator for $\partial \ln Q_r / \partial \lambda$, let us choose an arbitrary bead u and rewrite Q_r in terms of the coordinates

$$\mathbf{x}_i^{(s)} = \mathbf{r}_i^{(u)} + \sqrt{m_i/m'_i} (\mathbf{r}_i^{(s)} - \mathbf{r}_i^{(u)}), \quad (65)$$

where $\{m'_i\}$ are a set of parameters with dimensionality of mass. One then substitutes the new C and Φ resulting from the transformation of coordinates into Eq. (57), and, finally, sets $\{m'_i\} = \{m_i\}$ and transforms back to initial coordinates. This procedure yields an improved virial estimator,

$$F_{r,\text{cv}}^{(u)} = \sum_{i=1}^N \frac{1}{2m_i} \frac{dm_i}{d\lambda} \left\{ \frac{D}{\beta} + \frac{1}{P} \sum_{s=1}^P w_s \left[(\mathbf{r}_i^{(s)} - \mathbf{r}_i^{(u)}) \cdot \nabla_i V_{\text{eff}}^{(s)}(\mathbf{r}^{(s)}) \right] \right\} + F_{r,\text{grad}}, \quad (66)$$

which, however, depends on an arbitrary choice of bead u . After taking the arithmetic average of all P estimators corresponding to P different choices of $u \in \{1, \dots, P\}$ the centroid

virial estimator is obtained,

$$F_{r,cv} = \sum_{i=1}^N \frac{1}{2m_i} \frac{dm_i}{d\lambda} \left\{ \frac{D}{\beta} + \frac{1}{P} \sum_{s=1}^P w_s \left[(\mathbf{r}_i^{(s)} - \mathbf{r}_i^{(C)}) \cdot \nabla_i V_{\text{eff}}^{(s)}(\mathbf{r}^{(s)}) \right] \right\} + F_{r,\text{grad}}, \quad (67)$$

where

$$\mathbf{r}^{(C)} = \frac{1}{P} \sum_{s=1}^P \mathbf{r}^{(s)} \quad (68)$$

is the centroid coordinate. From now on we will refer to this estimator as ‘‘virial’’; originally the name ‘‘centroid virial’’ was introduced to distinguish the estimator from the simple virial estimator derived in Ref. 28, which was not considered in this work since its statistical error is larger than the error of its centroid counterpart.

For ΔH^2 , one starts²⁷ by rewriting Eq. (33) using the coordinates

$$\mathbf{x}^{(s)} = \begin{cases} \check{\mathbf{r}}^{(s)} + \sqrt{\frac{\beta}{\beta^+}}(\mathbf{r}^{(s)} - \check{\mathbf{r}}^{(s)}), & 0 < s < P/2, \\ \check{\mathbf{r}}^{(s)} + \sqrt{\frac{\beta}{\beta^-}}(\mathbf{r}^{(s)} - \check{\mathbf{r}}^{(s)}), & P/2 < s < P, \\ \mathbf{r}^{(s)}, & s = 0, P/2, P, \end{cases} \quad (69)$$

where $\check{\mathbf{r}}^{(s)}$ is the reference point given by

$$\check{\mathbf{r}}^{(s)} = \check{\mathbf{r}}^{(P-s)} = \mathbf{r}^{(P)} + (\mathbf{r}^{(P/2)} - \mathbf{r}^{(P)}) \frac{s}{P/2} \quad (0 < s < P/2). \quad (70)$$

The kinetic parts of $\tilde{\Phi}^\pm$ are rewritten in the new coordinates; e.g., for $\tilde{\Phi}^+$, one uses the relation

$$\frac{1}{\beta^+} \sum_{s=1}^{P/2} \|\mathbf{r}^{(s)} - \mathbf{r}^{(s-1)}\|_+^2 = \frac{1}{\beta} \sum_{s=1}^{P/2} \|\mathbf{x}^{(s)} - \mathbf{x}^{(s-1)}\|_+^2 + \left(\frac{1}{\beta^+} - \frac{1}{\beta} \right) \frac{\|\mathbf{x}^{(P/2)} - \mathbf{x}^{(P)}\|_+^2}{P/2}. \quad (71)$$

By substituting transformed $\tilde{\Phi}^\pm$ and \bar{C} into Eqs. (40) and (41), one obtains the desired G and F terms of the virial estimator:

$$\begin{aligned} G_v &= \frac{4ND}{\beta^2} - \frac{16}{\hbar^2 \beta^3} \|\mathbf{r}^{(P/2)} - \mathbf{r}^{(P)}\|_+^2 \\ &\quad - \frac{1}{\beta P} \sum_{s=1}^P w_s \left[3 \left\langle (\mathbf{r}^{(s)} - \check{\mathbf{r}}^{(s)}), \nabla V_{\text{eff}}^{(s)}(\mathbf{r}^{(s)}) \right\rangle_0 \right. \\ &\quad \left. + \left\langle (\mathbf{r}^{(s)} - \check{\mathbf{r}}^{(s)}), \frac{\partial^2 V_{\text{eff}}^{(s)}(\mathbf{r}^{(s)})}{(\partial \mathbf{r}^{(s)})^2}, (\mathbf{r}^{(s)} - \check{\mathbf{r}}^{(s)}) \right\rangle_{00} \right] \\ &\quad + G_{v,\text{grad}}, \end{aligned} \quad (72)$$

$$F_v = \frac{2}{P} \left(\sum_{s=1}^{P/2-1} - \sum_{s=P/2+1}^{P-1} \right) w_s \left[V_{\text{eff}}^{(s)}(\mathbf{r}^{(s)}) + \frac{1}{2} \left\langle (\mathbf{r}^{(s)} - \check{\mathbf{r}}^{(s)}), \nabla V_{\text{eff}}^{(s)}(\mathbf{r}^{(s)}) \right\rangle_0 \right] + F_{\text{grad}},$$

where $\langle \cdot, \cdot, \cdot \rangle_{00}$ is the matrix product of a covariant matrix with two contravariant vectors (see Table I).

Now let us turn to the derivation of the new estimators promised in the Introduction. In particular, we propose new virial estimators for $\partial \ln C_{\text{dd}} / \partial \lambda$, $C_{\text{ff}} / C_{\text{dd}}$, and $\partial \ln C_{\text{dd}} / \partial \eta_k^{(\gamma)}$. For $\partial \ln C_{\text{dd}} / \partial \lambda$ we use a coordinate rescaling

$$\mathbf{x}_i^{(s)} = \check{\mathbf{r}}_i^{(s)} + \sqrt{m_i / m'_i} (\mathbf{r}_i^{(s)} - \check{\mathbf{r}}_i^{(s)}), \quad (73)$$

which is similar to Eq. (69) and yields the virial estimator

$$F_{\text{cv}}^\ddagger = \sum_{i=1}^N \frac{dm_i}{d\lambda} \left\{ \frac{D}{\beta m_i} - \frac{2}{(\beta \hbar)^2} (\mathbf{r}_i^{(P/2)} - \mathbf{r}_i^{(P)})^2 + \frac{1}{2Pm_i} \sum_{s=1}^P w_s \left[(\mathbf{r}_i^{(s)} - \check{\mathbf{r}}_i^{(s)}) \cdot \nabla_i V_{\text{eff}}^{(s)}(\mathbf{r}^{(s)}) \right] \right\} + F_{\text{ds}} + F_{r,\text{grad}}. \quad (74)$$

For $C_{\text{ff}} / C_{\text{dd}}$, we introduce new coordinates

$$\mathbf{x}^{(s)} = \mathbf{r}^{(s)} - \check{\mathbf{r}}^{(s)} \quad (75)$$

and employ the identity

$$\sum_{s=1}^{P/2} \|\mathbf{r}^{(s)} - \mathbf{r}^{(s-1)}\|_+^2 = \sum_{s=1}^{P/2} \|\mathbf{x}^{(s)} - \mathbf{x}^{(s-1)}\|_+^2 + \frac{\|\mathbf{r}^{(P/2)} - \mathbf{r}^{(P)}\|_+^2}{P/2}. \quad (76)$$

Rewriting $\tilde{\Phi}^\pm$ in terms of $\{\mathbf{x}^{(1)}, \dots, \mathbf{x}^{(P/2-1)}, \mathbf{r}^{(P/2)}, \mathbf{x}^{(P/2+1)}, \dots, \mathbf{x}^{(P-1)}, \mathbf{r}^{(P)}\}$ and inserting them into Eq. (47) leads to the virial estimator

$$f_{\text{v,v}} = (\beta^2 v_a v_b - g_{ab}) / \left\{ \prod_{\gamma=a,b} \|\nabla \xi_\gamma(\mathbf{r}_\gamma)\|_- \right\}, \quad (77)$$

$$v_\gamma = \frac{\hbar}{P^2} \left(\sum_{s=1}^{P/2-1} - \sum_{s=P/2+1}^{P-1} \right) e_\gamma^{(s)} w_s \left\langle \nabla \xi_\gamma(\mathbf{r}_\gamma), \nabla V_{\text{eff}}^{(s)}(\mathbf{r}^{(s)}) \right\rangle_-, \quad (78)$$

$$g_{ab} = \frac{\hbar^2 \beta}{P^3} \sum_{s=1}^P e_a^{(s)} e_b^{(s)} w_s \left\langle \nabla \xi_a(\mathbf{r}^{(P/2)}), \frac{\partial^2 V_{\text{eff}}^{(s)}(\mathbf{r}^{(s)})}{(\partial \mathbf{r}^{(s)})^2}, \nabla \xi_b(\mathbf{r}^{(P)}) \right\rangle_{--} - \frac{\langle \nabla \xi_a(\mathbf{r}^{(P/2)}), \nabla \xi_b(\mathbf{r}^{(P)}) \rangle_-}{\beta}, \quad (79)$$

where we introduced coefficients

$$e_\gamma^{(s)} = \begin{cases} \min(s, P - s), & \gamma = a, \\ |s - P/2|, & \gamma = b. \end{cases} \quad (80)$$

Using the same rescaling as for $f_{v,v}$, we can also derive the virial estimator for $\partial \ln C_{\text{dd}} / \partial \eta_k^{(\gamma)}$,

$$B_v^{k(\gamma)} = \frac{\partial \xi_\gamma}{\partial \eta_k^{(\gamma)}} \left\{ \frac{4}{\hbar^2 \beta} \langle \nabla \xi_\gamma(\mathbf{r}_\gamma), (\mathbf{r}_\gamma - \mathbf{r}_\gamma^{(P/2)}) \rangle_0 \right. \\ \left. + \frac{2\beta}{P^2} \sum_{s=1}^P e_\gamma^{(s)} \langle \nabla \xi_\gamma(\mathbf{r}_\gamma), \nabla V_{\text{eff}}^{(s)}(\mathbf{r}^{(s)}) \rangle_- - B_{\text{ds}}^{k(\gamma)} \right\} \\ / \|\nabla \xi_\gamma\|_-^2, \quad (81)$$

where $\mathbf{r}_\gamma^{(P/2)}$ stands for $\mathbf{r}^{(P)}$ if $\gamma = a$ and for $\mathbf{r}^{(P/2)}$ if $\gamma = b$.

We would like to comment on the cost of using the estimators described in this subsection. While thermodynamic estimators require little numerical effort, their virial counterparts depend on the gradient and Hessian of the effective potential. (Note that although $B_{\text{th}}^{k(\gamma)}$ also depends on the force, it depends only on the force acting on a single bead, and hence its cost is negligible for large P .) It should be emphasized, however, that gradient- and Hessian-dependent parts of virial estimators can be calculated by finite difference, without the need to evaluate the gradient or Hessian explicitly. For example, $\langle \mathbf{w}, \nabla V \rangle_0$ and $\langle \mathbf{w}, \partial^2 V / \partial \mathbf{r}^2, \mathbf{w} \rangle_{00}$ are first and second derivatives of V in the direction of \mathbf{w} , and therefore can be evaluated by finite difference using just one and two additional evaluations of V , respectively. As a result, the effective cost is only one extra potential evaluation per bead for $F_{r,\text{cv}}$, one per unconstrained bead for F_{cv}^\ddagger , two per unconstrained bead for $(G_v + F_v^2)/2$, and three for $f_{v,v}$. Calculating $B_{\text{th}}^{k(\gamma)}$ will require exactly one potential evaluation and calculating $B_v^{k(\gamma)}$ will require $P - 1$ evaluations unless it is computed at the same time as $f_{v,v}$ (in this case it would require just one extra potential evaluation, other numerical ingredients being shared with $f_{v,v}$).

It should be emphasized that it is not necessary to evaluate these estimators after each MC step due to finite correlation lengths inherent to MC simulations. This realization frequently allows one to make the additional cost of evaluating even the more expensive estimators small compared with the cost of the random walk itself.

Finally, we would like to point out that, while authors of Refs. 28 and 22 used finite differences with respect to mass and β , respectively, to calculate virial estimators of interest,

we found this approach less convenient since it requires introducing two parameters (finite difference steps) that must be adjusted for each new isotopolog and for each temperature. We therefore only used finite differences with respect to coordinates in the system’s configuration space, with a single finite difference step which is the same for all isotopologs and all temperatures.

IV. APPLICATIONS

In summary, to compute the KIE on a reaction one must:

1. Estimate the Trotter number P that is sufficient to adequately describe the system. For this purpose we made several preliminary calculations to estimate the P necessary for the lowest and highest temperature; for other temperatures we used the empirical rule that $1/P$ stays approximately linear with respect to T .
2. Choose the two DS’s. We chose $\xi_\gamma(\mathbf{r})$ of the form

$$\xi_\gamma(\mathbf{r}) = \xi(\mathbf{r}) - \eta_\gamma^\ddagger. \tag{82}$$

For reactions where atom X breaks its bond with atom Y and forms a bond with atom Z , we used as a reaction coordinate the difference of the “bond” lengths, i.e.,

$$\xi(\mathbf{r}) = R_{XY} - R_{XZ}, \tag{83}$$

where R_{XY} is the distance between X and Y . Optimal values of η_γ^\ddagger were found by running test simulations to find the sign of $\partial \ln C_{\text{dd}} / \partial \eta_\gamma^\ddagger$ at different values of $(\eta_a^\ddagger, \eta_b^\ddagger)$.

3. Run simulations at different values of λ in order to obtain the corresponding logarithmic derivatives of Q_r and C_{dd} , as well as $C_{\text{ff}}(0)/C_{\text{dd}}(0)$ and ΔH for $\lambda = 0$ and $\lambda = 1$, then evaluate Eqs. (54) and (55) using, e.g., Simpson’s rule. For many systems $d \ln C_{\text{dd}} / d \lambda$ and $\partial \ln Q_r / \partial \lambda$ are quite smooth functions and nine intermediate points were sufficient to accurately evaluate the thermodynamic integrals (i.e., the discretization error of the λ integral was smaller than the already small statistical error). After this, evaluating the KIE using Eq. (52) is straightforward.

For each value of λ one has to run two MC simulations in $\{\mathbf{r}^{(s)}\}$: a “constrained simulation” with two slices constrained to their respective DS and a standard (“unconstrained”)

simulation. Since treating exact constraints is not straightforward in MC methods, we approximated the delta constraint with a “smeared” delta function δ_{sm} ,

$$\delta[\xi_\gamma(\mathbf{r})] \approx \delta_{\text{sm}}[\xi_\gamma(\mathbf{r})] = \frac{1}{\sqrt{2\pi}\sigma} \frac{1}{|\nabla\xi_\gamma(\mathbf{r})|} \exp \left\{ -\frac{1}{2\sigma^2} \left[\frac{\xi_\gamma(\mathbf{r})}{|\nabla\xi_\gamma(\mathbf{r})|} \right]^2 \right\}. \quad (84)$$

In contrast with the approximation used in Ref. 19, the width σ of our Gaussian δ_m does not depend on temperature or mass. The approximate constraint converges to the exact delta function as $\sigma \rightarrow 0$. Presence of $\delta_{\text{sm}}[\xi_\gamma(\mathbf{r})]$ can be easily simulated by adding an extra constraining potential to two of the slices. For MC sampling, we employed the staging algorithm^{46–48} with multislice moves in combination with whole-chain moves. For constrained simulations, we also made extra single-slice moves of slices $P/2$ and P , since these slices are more rigid than others due to the presence of the constraining potential.

A. H + H₂ rearrangement

The errors of PI MC calculations come mostly from two sources: the PI discretization error (due to P being finite) and the statistical error inherent to MC methods. (As for quantities evaluated with thermodynamic integration, there is an additional discretization error of the thermodynamic integral due to taking a finite number of λ steps.) To verify the improvements outlined in Sec. III we studied their influence on the behavior of the two main types of errors when applied to the model $\cdot\text{H}_\alpha + \text{H}_\beta\text{H}_\gamma \rightarrow \text{H}_\alpha\text{H}_\beta + \cdot\text{H}_\gamma$ rearrangement using the BKMP2 potential energy surface⁴⁹ at the temperature of 200 K. The behavior of the logarithmic derivatives was studied on the KIE $\cdot\text{H} + \text{H}_2 / \cdot\text{D} + \text{D}_2$.

1. Computational details

Statistically converged simulations (paralleled over 64 trajectories, 4×10^7 MC steps each) were run with different values of the Trotter number (from $P = 8$ to 64 with step 4 and from 64 to 352 with step 16) and different Boltzmann operator factorizations. Virial estimators were evaluated only after every 25 MC steps, whereas the thermodynamic - after every step, because the additional cost was negligible. To estimate statistical errors of the results we calculated root mean square deviations of averages over different trajectories. [Having a relatively high number (64) of uncorrelated trajectories, we could thus avoid a more tedious

block-averaging procedure,⁵⁰ but we did check in several cases that the two approaches gave very similar statistical error estimates.] As for the positions of the DS's, for calculating the KIE choosing $\eta_a^\ddagger = \eta_b^\ddagger = 0$ was quite satisfactory even at $T = 200$ K (in this case C_{dd} is stationary from symmetry considerations) for analyzing numerical behavior of $\partial \ln C_{\text{dd}} / \partial \lambda$, ΔH^2 and $C_{\text{ff}} / C_{\text{dd}}$. For $\partial \ln C_{\text{dd}} / \partial \eta_a^\ddagger$, however, we used $\eta_a^\ddagger = -0.5$ and $\eta_b^\ddagger = 0.5$ in order to make the logarithmic derivative statistically relevant.

For this particular setup the increase of central processing unit (CPU) time associated with evaluating all virial estimators at once was about 15% for constrained and 3.5% for unconstrained simulations. The increase of CPU time associated with the use of higher-order splittings was negligible for constrained simulations; for unconstrained simulations it was 2.5% and 5% for SC and TI splittings, respectively.

2. Results

Convergence of different quantities to their quantum limits as a function of the Trotter number P is shown in Fig. 1. As expected, the SC factorization allows to lower the Trotter number significantly in comparison with the LT factorization. In the case of $\partial \ln Q_r / \partial \lambda$ the SC splitting is slightly outperformed by the TI factorization, which has a smaller prefactor of the error term, possibly because the TI splitting leads to an expression invariant under cyclic bead permutations.

Statistical errors of different estimators are presented in Fig. 2. Note that they do not depend much on the factorization used. In contrast, the decrease of statistical errors associated with using virial estimators is remarkable for all quantities.

To compare the speedups achieved by different combinations of splittings and estimators we estimated the relative CPU times needed to converge the quantities ΔH , $C_{\text{ff}} / C_{\text{dd}}$, $Q_r^{(B)} / Q_r^{(A)}$, and $C_{\text{dd}}^{(B)} / C_{\text{dd}}^{(A)}$ to 1% discretization and statistical errors.⁵¹ To estimate the speedup associated with calculating the overall KIE itself with 1% statistical and discretization errors we ran a separate set of simulations with $\lambda = 1$ in addition to those for $\lambda = 0$; the statistical and discretization errors of the KIE calculated with different combinations of estimators and factorizations were then approximated with the corresponding errors obtained if thermodynamic integration of Q_r and C_{dd} had been performed using a single step trapezoidal rule (i.e., based just on the two boundary points $\lambda = 0$ and $\lambda = 1$).

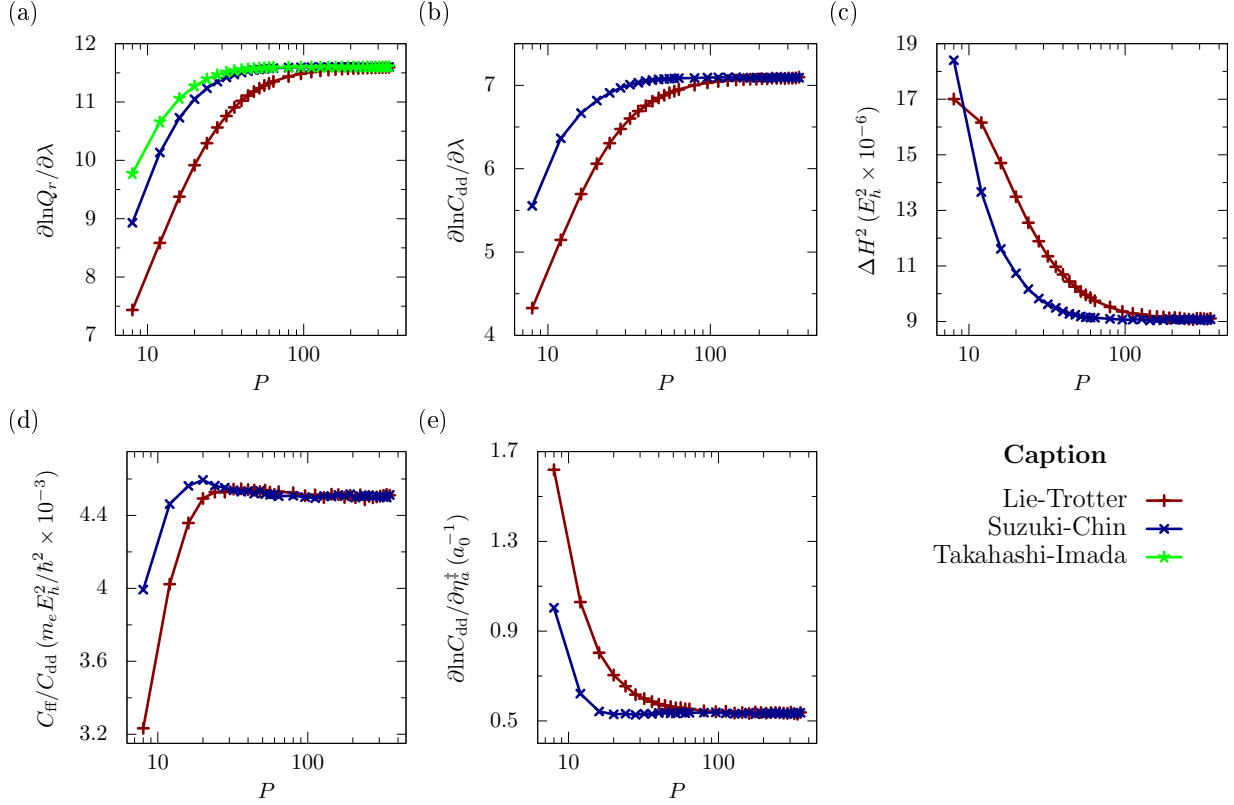


Figure 1. Convergence of various quantities required in the QI approximation of the KIE to the quantum limit as a function of the Trotter number P : (a) $\partial \ln Q_r / \partial \lambda$, (b) $\partial \ln C_{dd} / \partial \lambda$, (c) ΔH^2 , (d) C_{ff} / C_{dd} , (e) $\partial \ln C_{dd} / \partial \eta_a^\ddagger$. Results shown were obtained with the virial estimators and correspond to the KIE $\cdot \text{H} + \text{H}_2 / \cdot \text{D} + \text{D}_2$ at 200 K.

Let us assume the CPU time of a simulation to be approximately proportional to P and the number of MC steps. Then for a given combination of factorization and estimator the cost of achieving the target discretization and statistical errors is proportional to the product $\tilde{P} \sigma_{\tilde{P}}^2$, where \tilde{P} is the value of the Trotter number that yields the target discretization error and $\sigma_{\tilde{P}}$ is the statistical error exhibited by the estimator at this value of P . These estimates of CPU cost are then corrected by the increase in CPU time associated with using the fourth-order splittings and virial estimators. The final results are presented in Tab. II, which confirms that the combination of virial estimators and fourth-order splittings leads to a significant speedup of the calculation.

One may be surprised that the value of P necessary to achieve 1% convergence of C_{ff} / C_{dd} appears to be roughly independent of the splitting used; this is probably because the dis-

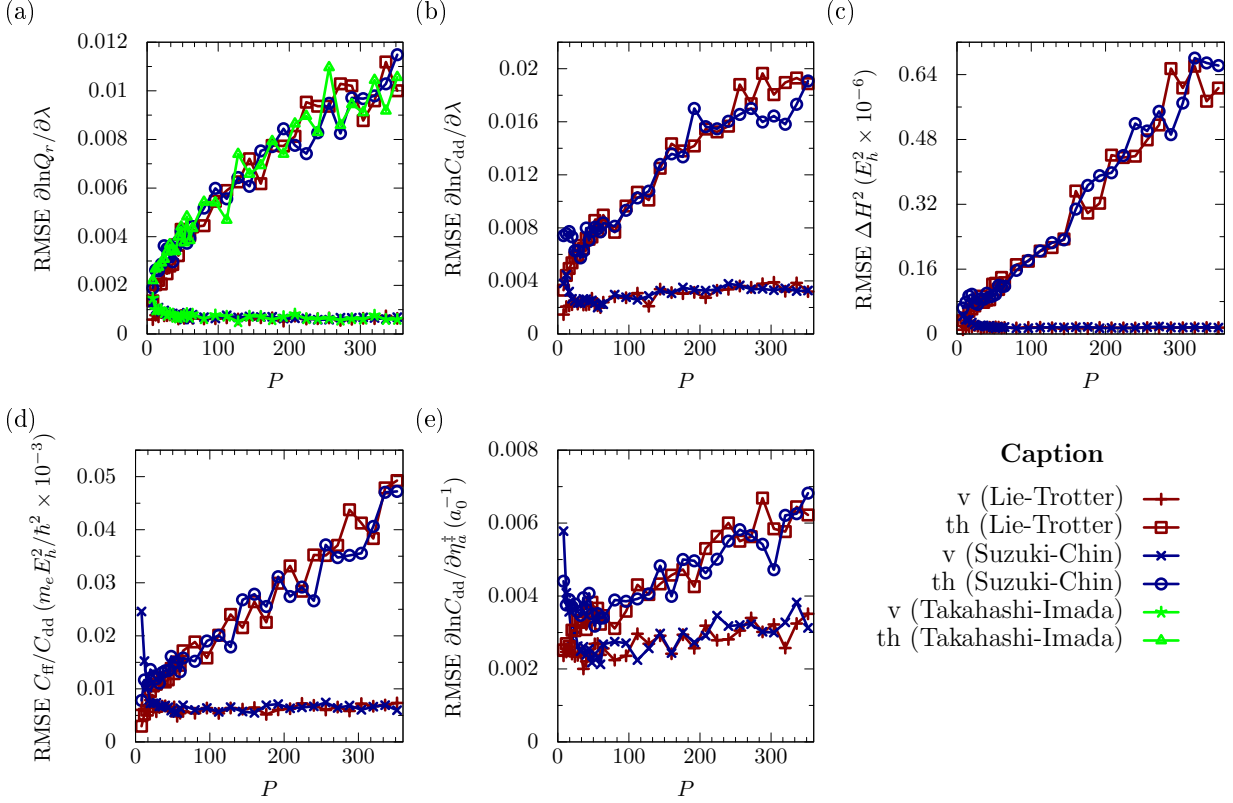


Figure 2. Statistical root mean square errors (RMSE) obtained with different estimators at different values of the Trotter number P for quantities required in the QI approximation. (a) $\partial \ln Q_r / \partial \lambda$, (b) $\partial \ln C_{\text{dd}} / \partial \lambda$, (c) ΔH^2 , (d) $C_{\text{ff}} / C_{\text{dd}}$, (e) $\partial \ln C_{\text{dd}} / \partial \eta_a^\ddagger$. Results correspond to the KIE $\cdot\text{H} + \text{H}_2 / \cdot\text{D} + \text{D}_2$ at 200 K. “v” stands for “virial”, “th” - for “thermodynamic”.

cretization errors of C_{dd} and C_{ff} cancel to a larger extent for the LT than the SC splitting. Taking the discretization error to be 0.5% rather than 1% makes the difference in the required value of P even more pronounced: $P = 40$ for the LT and $P = 80$ for the SC splitting.

Note that even though the values of P required to converge individual quantities are quite large (up to $P = 336$ for $\partial \ln Q_r / \partial \lambda$ if LT splitting is used), the Trotter number P necessary to converge the final KIE result is significantly lower due to the cancellation of discretization errors between individual quantities and especially between the two isotopologs. However, our P value required for the KIE computed with the LT splitting is still larger than, for instance, those used in Ref. 19, where the authors obtained the final result by extrapolating to the $P \rightarrow \infty$ limit.⁵²

It is also interesting to relate our results to those of Ref. 26, where the authors compared efficiencies of the LT, TI, and fourth-order Chin^{53,54} factorizations for finding different quantities associated with the RPMD expression for the reaction rate. The authors found that for dynamical properties the TI splitting gives little improvement over the standard LT factorization, which is consistent with our explanation presented in Subsec. III A; both factorizations are outperformed by the fourth-order Chin factorization, which is in agreement with the SC outperforming LT splitting in Tab. II. For equilibrium properties, the authors found that the efficiencies of the Chin and TI factorizations are similar, and that both fourth-order factorizations significantly outperform the standard LT splitting, again in agreement with our results and explanation.

We mentioned earlier that we had calculated virial estimators by finite difference, making the computational cost of their evaluation independent of dimensionality. To employ fourth-order splittings, however, one must know the potential gradient for all P replicas (for the TI splitting) or at least for $P/2$ replicas (for the SC splitting if $\alpha = 0$ or $\alpha = 1$). In general, if evaluating the gradient becomes too expensive compared to the potential energy itself, it may be advantageous to use the LT instead of the fourth-order splittings. For example, as shown in Tab. II, using the fourth-order splittings decreased the necessary P approximately four times; therefore, for this particular system it is reasonable to use the TI factorization if the cost of evaluating the gradient is smaller than three times the cost of evaluating the potential alone. For the SC factorization the corresponding factor is around six, since one needs only $P/2$ force evaluations. This upper bound for efficiency may be pushed further using the reweighting-based techniques;²¹⁻²³ this approach, however, is known to increase the statistical errors of the final result in high-dimensional systems.⁵⁵

Lastly, we verified the modified methodology by comparing our result for the KIE $\cdot\text{H} + \text{H}_2/\cdot\text{D} + \text{D}_2$ with those of Ref. 20, obtained both with the QI approximation and with an exact quantum method. For each temperature we calculated ΔH and $C_{\text{ff}}/C_{\text{dd}}$ by PIMC simulations with 1.28×10^8 steps at $\lambda = 0$ and $\lambda = 1$. Ratios of Q_r and C_{dd} were evaluated by rewriting them as in Eqs. (54) and (55) respectively and finding the integral over λ using Simpson's rule with integration step $\Delta\lambda = 0.1$. At $T = 200$ K we also ran calculations with $\Delta\lambda = 0.05$ to verify that the integration error of the final result is lower than the statistical error. Values of $\partial\ln C_{\text{dd}}/\partial\lambda$ within the integration interval were obtained by running simulations with 6.4×10^7 MC steps (i.e., fewer steps than for the λ -endpoint

Table II. Estimated speedups of the QI calculations achieved by the use of various combinations of path integral factorizations and estimators (th = thermodynamic, v = virial). Speedup “1” (i.e., no speedup) corresponds to the standard method employing a combination of the Lie-Trotter factorization and thermodynamic estimators. Results correspond to the KIE $\cdot\text{H} + \text{H}_2/\cdot\text{D} + \text{D}_2$ at 200 K.

Factorization	Lie-Trotter (LT)			Suzuki-Chin (SC)			Takahashi-Imada (TI)		
	P	th	v	P	th	v	P	th	v
$\partial\ln Q_r/\partial\lambda$	336	1	220	96	10	850	64	44	1200
$\partial\ln C_{\text{dd}}/\partial\lambda$	240	1	19	64	13	160	–	–	–
ΔH^2	128	1	170	48	14	380	–	–	–
$C_{\text{ff}}/C_{\text{dd}}$	36	1	2.7	32	1.3	3.0	–	–	–
$\partial\ln C_{\text{dd}}/\partial\eta_a^\ddagger$	80	1	1.7	16	3.6	3.8	–	–	–
KIE	128	1	34	40	12	97 ^a	–	–	–

^a All quantities except for $\partial\ln Q_r/\partial\lambda$ are calculated with the SC factorization. For $\partial\ln Q_r/\partial\lambda$ TI factorization is used.

simulations because $\partial\ln C_{\text{dd}}/\partial\lambda$ and $\partial\ln Q_r/\partial\lambda$ tend to converge faster than $C_{\text{ff}}/C_{\text{dd}}$ and especially than ΔH). These conditions ensured that the total relative error of the final KIE caused by statistical noise was below 1%. We chose P in such a way that the relative error due to P being finite was less than the statistical one. At the lowest temperature $T = 200$ K we chose $P = 64$, while for $T = 2400$ K $P = 12$ turned out to be appropriate; for other temperatures we estimated the necessary P by interpolation assuming that the $1/P$ is a linear function of T . To verify that the chosen values of P were sufficient we ran additional simulations at temperatures 200 K, 1000 K, and 2400 K with $\lambda = 0$ and $\lambda = 1$ with a doubled value of P . If two KIE’s calculated with $\Delta\lambda = 1$ at the two different values of P differed by a value that was lower than the sum of their statistical errors, the lower value of P was deemed sufficient for the calculation. The statistical errors, i.e., root mean square errors (RMSE) were estimated with the “block-averaging” method⁵⁰ in order to remove the effect of correlation length of the random walk in the Metropolis MC simulation.

In Ref. 20, η_γ^\ddagger were taken to be 0 for all temperatures and all values of λ . Even though

Table III. Kinetic isotope effect $\cdot\text{H} + \text{H}_2 / \cdot\text{D} + \text{D}_2$ at different temperatures.

T (K)	optimal $\eta_a^\ddagger = -\eta_b^\ddagger$		QI		QM ^a	% error ^b	QI ^a
	$\lambda = 0$	$\lambda = 1$	no DS optimization	optimized DS			
200	1.00	0.41	22.3 ± 0.2	22.6 ± 0.3	22.53	< 1	23.15
250	0.62	0	10.91 ± 0.08	9.92 ± 0.09	10.40	-5	10.98
300	0.01	0	7.38 ± 0.05	7.35 ± 0.05	6.97	5	7.41
400	0	0	—	4.87 ± 0.03	4.74	3	4.84
600	0	0	—	3.29 ± 0.02	3.42	-4	3.25
1000	0	0	—	2.23 ± 0.01	2.61	-15	2.22
1500	0	0	—	1.81 ± 0.01	2.27	-20	1.83
2400	0	0	—	1.55 ± 0.01	—	—	1.56

^a Ref. 20. QM denotes exact quantum-mechanical results from this reference.

^b The error is defined as $(\text{KIE}_{\text{QI}} - \text{KIE}_{\text{QM}}) / \text{KIE}_{\text{QM}} \times 100\%$ for the optimized DS case.

this choice of DS positions leads to C_{dd} being stationary, it is a local minimum rather than a saddle point. We therefore also checked the result for the case when the proper optimal DS positions are found. Since from symmetry considerations the optimal DS parameters satisfy $\eta_a^\ddagger = -\eta_b^\ddagger$, simple bisection was sufficient to calculate the values up to 0.01 a.u. The results are presented in Table III. Intermediate results of the calculations are presented separately in Table XII in Appendix C. We can see that the values obtained with $\eta_\gamma^\ddagger = 0$ agree well with those of Ref. 20, validating our modifications. It can also be seen that the full DS optimization improves agreement of the QI results with the exact quantum result, making the method remarkably accurate at low temperatures.

B. $\text{CH}_4 + \cdot\text{H} \rightleftharpoons \cdot\text{CH}_3 + \text{H}_2$ exchange

As mentioned, the KIE's on the $\text{CH}_4 + \cdot\text{H} \rightleftharpoons \cdot\text{CH}_3 + \text{H}_2$ exchange had been studied by various numerical methods, but not by the QI approximation. We therefore decided to test the accelerated QI method on this reaction using the potential energy surface published in Ref. 56.

1. Computational details

We first ran a series of trial simulations to roughly determine the value of P and the number of MC steps ensuring that at the lowest temperature the relative statistical error of the KIE is below 1% and that the discretization error with respect to P is even smaller. The target statistical error was guaranteed by running 6.4×10^7 step MC simulations at $\lambda = 0$ and $\lambda = 1$, and 3.2×10^7 simulations at other values of λ . The target discretization error was achieved with $P = 80$ for the LT and $P = 20$ for the combination of fourth-order splittings at $T = 400$ K; at other temperatures P was chosen such that the ratio β/P stayed approximately constant. We chose $\Delta\lambda = 0.1$ as for the case of $\cdot\text{H} + \text{H}_2/\cdot\text{D} + \text{D}_2$; to be completely sure that the thermodynamic integration error was negligible to the statistical one, we also ran calculations with $\Delta\lambda = 0.05$ at $T = 400$ K for the equilibrium isotope effect $\cdot\text{CH}_3/\cdot\text{CD}_3$ and KIE $\cdot\text{CH}_3 + \text{D}_2/\cdot\text{CD}_3 + \text{D}_2$, as these cases exhibited the most drastic changes of properties during thermodynamic integration.

To determine the stationary positions of the DS's ($\{\eta_\gamma^\ddagger\}$) we ran several short (8×10^6 steps) simulations to find the sign of $\partial \ln C_{\text{dd}}/\partial \eta_\gamma^\ddagger$ at different DS positions; the saddle points were found with accuracy of 0.01 a.u. The difference between η_a^\ddagger and η_b^\ddagger turned out to be negligible at all temperatures considered, in accordance with what is expected at “high” temperatures.¹³ The calculated values of η^\ddagger are presented in Tab. XIII in Appendix C; as expected, they are quite close to the position of the classical transition state at $\eta^\ddagger = -0.94$.

2. Results

Next, we compared results obtained by the accelerated method (employing a combination of fourth-order splittings and virial estimators) and by the standard method (employing a combination of LT splitting and thermodynamic estimators). The corresponding numerical results are labeled as “accel.” and “std.,” respectively. For further comparison, we calculated the same KIE’s also with the conventional transition state theory (TST)^{57–59} and TST with Wigner tunneling correction⁶⁰ (in the tables the corresponding columns are denoted as “TST” and “TST + Wigner” respectively). In the TST framework the expression for the rate constant takes the form

$$k_{\text{TST}} = \frac{k_{\text{B}}T}{h} \frac{Q^\ddagger}{Q_r}, \quad (85)$$

Table IV. Kinetic isotope effect $\text{CH}_4 + \cdot\text{H}/\text{CH}_4 + \cdot\text{D}$.

T (K)	TST	TST	QI		TST ^a	CVT/ μ OMT ^a	RDQD ^b	RPMD ^c	Expt. ^d
		+Wigner	accel.	std.					
400	0.56	0.56	0.60±0.01	0.62±0.07	0.54	0.58	0.64		0.74 ^e
500	0.66	0.66	0.70±0.01	0.65±0.08	0.65	0.67	1.03	0.65	0.84 ^e
600	0.74	0.74	0.78±0.01	0.7±0.1	0.73	0.74	1.23		0.91 ^e
700	0.79	0.79	0.84±0.01	0.9±0.1	0.78	0.79	1.33	0.80	0.97 ^e

^a Ref. 29

^b Ref. 31

^c Ref. 32

^d Ref. 61

^e Values taken from Ref. 29

where Q^\ddagger and Q_r are partition functions of the transition and reactant states, computed assuming separability of rotations and vibrations, harmonic approximation for vibrations, and rigid rotor approximation for rotations. Note that the usual factor $\exp(-E_a/k_B T)$, where E_a is the activation energy, is absorbed into our definition of Q^\ddagger since we use the same zero of energy for both Q^\ddagger and Q_r . This expression can be multiplied by the so-called Wigner tunneling correction

$$\kappa = 1 + \frac{1}{24}(\hbar\beta|\omega^\ddagger|)^2 \tag{86}$$

to account for tunneling contribution to the reaction rate. Here ω^\ddagger is the imaginary frequency corresponding to the motion along the reaction coordinate,

$$\omega^\ddagger = \sqrt{\frac{K^\ddagger}{\mu^\ddagger}}, \tag{87}$$

μ^\ddagger is the effective reduced mass of the movement along the reaction coordinate at the saddle point, and K^\ddagger is the corresponding negative force constant. Since the conventional TST expression captures the changes of zero point energy as well as of the rotational and translational partition functions due to the isotopic substitution, one may expect that the difference between the QI and conventional TST should be largely due to the difference between the extent of tunneling present in the two isotopologs. The results are presented in Tables IV-X.

First of all, it can be seen that for KIE's due to mass changes not affecting the transferred atom (see Tables IV-VI) the QI values are close to those obtained by conventional TST. This

Table V. Kinetic isotope effect $\cdot\text{CH}_3 + \text{D}_2/\cdot\text{CD}_3 + \text{D}_2$.

T (K)	TST	TST+Wigner	QI		TST ^a	CVT/ μOMT^a	Expt. ^b
			accel.	std.			
400	0.73	0.74	0.76 ± 0.01	0.7 ± 0.1	0.75	0.74	0.59^c
500	0.82	0.82	0.83 ± 0.01	0.9 ± 0.1	0.83	0.82	0.72^c
600	0.87	0.88	0.88 ± 0.01	0.8 ± 0.2	0.88	0.88	0.82^c
700	0.91	0.91	0.90 ± 0.01	0.8 ± 0.2	0.92	0.91	0.90^c

^a Ref. 29^b Based on data from Refs. 62–64^c Values taken from Ref. 65Table VI. Kinetic isotope effect $\cdot\text{CH}_3 + \text{H}_2/\cdot\text{CD}_3 + \text{H}_2$.

T (K)	TST	TST+Wigner	QI		TST ^a	CVT/ μOMT^a	Expt. ^b
			accel.	std.			
400	0.74	0.74	0.80 ± 0.01	0.78 ± 0.08	0.75	0.81	0.85^c
500	0.82	0.83	0.86 ± 0.01	0.9 ± 0.1	0.83	0.88	0.86^c
600	0.87	0.88	0.90 ± 0.01	1.0 ± 0.2	0.88	0.92	0.87^c
700	0.91	0.91	0.92 ± 0.01	1.0 ± 0.2	0.92	0.95	0.88^c

^a Ref. 29^b Ref. 62^c Values taken from Ref. 66Table VII. Kinetic isotope effect $\cdot\text{CH}_3 + \text{HD}/\cdot\text{CH}_3 + \text{DH}$.

T (K)	TST	TST+Wigner	QI		TST ^a	CVT/ μOMT^a	Expt. ^b
			accel.	std.			
467	1.51	1.86	2.10 ± 0.02	2.5 ± 0.4	1.50	1.83	2.1 ± 0.5^c
531	1.48	1.76	1.84 ± 0.02	2.0 ± 0.3	1.47	1.71	1.9 ± 0.3^c
650	1.44	1.64	1.59 ± 0.02	1.4 ± 0.3	1.43	1.56	1.2 ± 0.3^c

^a Ref. 29^b Ref. 62^c Values taken from Ref. 66

Table VIII. Kinetic isotope effect $\cdot\text{CD}_3 + \text{HD}/\cdot\text{CD}_3 + \text{DH}$.

T (K)	TST	TST+Wigner	QI		TST ^a	CVT/ μ OMT ^a	Expt. ^b
			accel.	std.			
400	1.56	1.99	2.52 \pm 0.02	2.3 \pm 0.3	1.55	1.91	1.85 ^c
500	1.50	1.80	1.95 \pm 0.02	1.9 \pm 0.3	1.49	1.60	1.61 ^c
600	1.46	1.68	1.65 \pm 0.02	1.3 \pm 0.3	1.45	1.56	1.47 ^c
700	1.43	1.60	1.52 \pm 0.01	1.6 \pm 0.3	1.42	1.49	1.38 ^c

^a Ref. 29^b Ref. 62^c Values taken from Ref. 29Table IX. Kinetic isotope effect $\cdot\text{CD}_3 + \text{H}_2/\cdot\text{CD}_3 + \text{D}_2$.

T (K)	TST	TST+Wigner	QI		TST ^a	CVT/ μ OMT ^a	Expt. ^b
			accel.	std.			
400	3.45	4.39	5.60 \pm 0.04	5.0 \pm 0.8	3.22	4.13	3.33 ^c
500	2.98	3.57	3.92 \pm 0.03	3.9 \pm 0.5	2.83	3.21	2.88 ^c
600	2.64	3.04	3.15 \pm 0.03	2.6 \pm 0.6	2.54	2.73	2.61 ^c
700	2.40	2.68	2.75 \pm 0.02	2.5 \pm 0.4	2.33	2.43	2.43 ^c

^a Ref. 29^b Ref. 62^c Values taken from Ref. 29Table X. Kinetic isotope effect $\cdot\text{CH}_3 + \text{H}_2/\cdot\text{CH}_3 + \text{D}_2$.

T (K)	TST	TST+Wigner	QI		TST ^a	CVT/ μ OMT ^a	Expt. ^b
			accel.	std.			
400	3.45	4.41	5.93 \pm 0.05	5.8 \pm 0.8	3.22	4.57	4.8 \pm 0.4 ^c
500	2.97	3.58	4.09 \pm 0.04	4.0 \pm 0.6	2.83	3.43	3.5 \pm 0.2 ^c
600	2.64	3.05	3.21 \pm 0.03	3.1 \pm 0.5	2.54	2.86	2.8 \pm 0.2 ^c

^a Ref. 29^b Ref. 62^c Values taken from Ref. 66

can be understood qualitatively from the expression (86) for Wigner tunneling correction for reaction rates. The main contribution to μ^\ddagger appearing in the expression for ω^\ddagger comes from the transferred atom, therefore if its mass does not change, the Wigner tunneling corrections for different isotopologs will have similar values and largely cancel out in the KIE.

Second, note that, in agreement with the usual difference in magnitudes of secondary and primary isotope effects, replacing $\cdot\text{CH}_3$ with $\cdot\text{CD}_3$ leads to a much smaller rate change than does replacing H_2 with D_2 (compare Tables V-VI and IX-X). This consideration also explains why the KIE's corresponding to $\cdot\text{CH}_3 + \text{H}_2/\cdot\text{CH}_3 + \text{D}_2$ and $\cdot\text{CD}_3 + \text{H}_2/\cdot\text{CD}_3 + \text{D}_2$ are quite close to each other (see Tables X and IX). For some KIE's presented in Tables VIII-X it appears that results obtained with TST or TST with Wigner tunneling correction are in better agreement with experimental values than those obtained with the QI, probably indicating that a large cancellation takes place between the errors of the TST and of the potential energy surface (PES).

In order to estimate the influence of the used force field on the final result we also ran calculations with the PES published in Ref. 67 for $\text{CH}_4 + \cdot\text{H}/\text{CH}_4 + \cdot\text{D}$. After finding the optimal DS positions (see Table XIII in Appendix C), we compared the QI values of this KIE obtained with the two PES's from Refs. 67 and 56 (see Table XI), finding that the choice of the PES affects the KIE value by as much as 10%. In contrast, comparison of the KIE's computed with the same PES, but with two different accurate quantum methodologies (RPMD and QI) results in a remarkable agreement, within the statistical error of less than 2%. Finally, note that the QI KIE is in much better agreement with experiment if computed with the PES of Ref. 56 than with the PES of Ref. 67, suggesting that the former PES, which was used for most of the calculations in this paper, was the appropriate choice.

As for the performance of the fourth-order splittings, since an analytical gradient was not available for the $\text{CH}_4 + \cdot\text{H}$ system, the gradient had to be calculated numerically using finite differences. For constrained simulations this made the force twelve times (once per each internal degree of freedom) as expensive as the potential itself, leading to a seven-fold increase in CPU time for a given P and number of MC steps when the SC splitting was used. Since the fourth-order splitting decreased the necessary P by a factor of four, the final increase in CPU time for a given discretization error and number of MC steps was 75%. For unconstrained simulations employed to find $\cdot\text{CH}_3/\cdot\text{CD}_3$ equilibrium isotope effect the force was six times as expensive as the potential; since the use of the TI factorization allowed to

Table XI. Influence of the potential energy surface (PES) on the KIE $\text{CH}_4 + \cdot\text{H}/\text{CH}_4 + \cdot\text{D}$. Comparison of the QI KIE’s calculated using the PES’s of Refs. 67 and 56. Note also the remarkable agreement between the KIE’s computed with RPMD and QI on the same PES.

T (K)	PES of Ref. 67				PES of Ref. 56	Expt. ^b
	TST	TST+Wigner	RPMD ^a	QI	QI	
400	0.52	0.52		0.54 ± 0.01	0.60 ± 0.01	0.74^c
500	0.63	0.63	0.65	0.64 ± 0.01	0.70 ± 0.01	0.84^c
600	0.71	0.71		0.73 ± 0.01	0.78 ± 0.01	0.91^c
700	0.77	0.77	0.80	0.79 ± 0.01	0.84 ± 0.01	0.97^c

^a Ref. 32

^b Ref. 61

^c Values taken from Ref. 29

decrease P four times, the final increase in CPU time was also 75% for a given number of MC steps and discretization error.

In summary, the KIE’s were reproduced in a reasonable agreement with experiment. The differences are probably due to both the error of the potential energy surface used and the large experimental error. Note that our accelerated methodology again drastically reduced both the discretization and statistical errors of the calculations.

V. CONCLUSIONS

In conclusion, we have accelerated the methodology from Ref. 20 for computing KIE’s with the QI approximation. In particular, we have combined virial estimators (several of which have been derived for the first time here) with high-order factorizations of the quantum Boltzmann operator, and shown that this combination significantly accelerates the QI calculations of the KIE’s in systems with prominent quantum effects. We have also proposed and demonstrated the utility of a new method for the thermodynamic integration of the delta-delta correlation function C_{dd} , which is a convenient alternative to the approach employed in Ref. 20. Our accelerated methodology has been tested on the $\text{CH}_4 + \cdot\text{H} \rightleftharpoons \cdot\text{CH}_3 + \text{H}_2$ model exchange, obtaining results that agree reasonably well with published experimental

values.

ACKNOWLEDGMENTS

This research was supported by the Swiss National Science Foundation with Grant No. 200020_150098 and by the EPFL.

APPENDIX A: DERIVATION OF THE FOURTH-ORDER CORRECTIONS FOR DIFFERENT ESTIMATORS

When one of the fourth-order factorizations is used, $V_{\text{eff}}^{(s)}(\mathbf{r}^{(s)})$ has an explicit dependence on mass and β ; as a result one needs to add appropriate ‘‘corrections’’ to the estimators arising from the differentiation with respect to these quantities.

For $\partial \ln Q_r / \partial \lambda / \beta$ and $\partial \ln C_{\text{dd}} / \partial \lambda / \beta$, it follows from Eqs. (57) and (58) that the correction $F_{r,\text{grad}}$ is

$$F_{r,\text{grad}} = -\frac{\beta}{P^3} \sum_{i=1}^N \frac{dm_i}{d\lambda} \sum_{s=1}^P w_s d_s \frac{\partial V_{\text{grad}}(\mathbf{r}^{(s)})}{\partial m_i} = \frac{\hbar^2 \beta}{P^3} \sum_{s=1}^P w_s d_s \sum_{i=1}^N \frac{1}{m_i^2} \frac{dm_i}{d\lambda} |\nabla_i V(\mathbf{r}^{(s)})|^2. \quad (88)$$

Note that when a coordinate rescaling is used to obtain an estimator (e.g., for centroid virial estimators), the correction remains the same due to the following equality:

$$\frac{dV_{\text{eff}}^{(s)}[\mathbf{r}^{(s)}(m_i), m_i]}{dm_i} = \left\langle \frac{\partial \mathbf{r}^{(s)}}{\partial m_i}, \frac{\partial V_{\text{eff}}^{(s)}}{\partial \mathbf{r}^{(s)}} \right\rangle_0 + d_s \left(\frac{\beta}{P} \right)^2 \frac{\partial V_{\text{grad}}}{\partial m_i}. \quad (89)$$

As for F_{th} and F_{v} , since

$$\frac{\partial V_{\text{eff}}^{(s)}(\mathbf{r}^{(s)})}{\partial \beta} = 2d_s \frac{\beta}{P^2} V_{\text{grad}}(\mathbf{r}^{(s)}), \quad (90)$$

the gradient correction to be added is

$$F_{\text{grad}} = \frac{4\beta^2}{P^3} \left(\sum_{s=1}^{P/2-1} - \sum_{s=P/2+1}^{P-1} \right) w_s d_s V_{\text{grad}}(\mathbf{r}^{(s)}). \quad (91)$$

Again, this correction is the same for the virial and thermodynamic variants.

Since the G factor involves the second derivatives with respect to β , the corrections will be different for G_{th} and G_{v} . While $G_{\text{th,grad}}$ is obtained easily as

$$G_{\text{th,grad}} = -\frac{24\beta}{P^3} \sum_{s=1}^P w_s d_s V_{\text{grad}}(\mathbf{r}^{(s)}), \quad (92)$$

to find G_v , one needs to take advantage of the following relations:

$$\frac{dV_{\text{eff}}^{(s)}[\mathbf{r}^{(s)}(\beta), \beta]}{d\beta} = \left\langle \frac{\partial \mathbf{r}^{(s)}(\beta)}{\partial \beta}, \frac{\partial V_{\text{eff}}^{(s)}(\mathbf{r}^{(s)})}{\partial \mathbf{r}^{(s)}} \right\rangle_0 + \frac{\partial V_{\text{eff}}^{(s)}(\mathbf{r}^{(s)})}{\partial \beta}, \quad (93)$$

$$\begin{aligned} \frac{d^2 V_{\text{eff}}^{(s)}[\mathbf{r}^{(s)}(\beta), \beta]}{d\beta^2} &= \left\langle \frac{\partial^2 \mathbf{r}^{(s)}(\beta)}{\partial \beta^2}, \frac{\partial V_{\text{eff}}^{(s)}(\mathbf{r}^{(s)})}{\partial \mathbf{r}^{(s)}} \right\rangle_0 + \left\langle \frac{\partial \mathbf{r}^{(s)}(\beta)}{\partial \beta}, \frac{\partial^2 V_{\text{eff}}^{(s)}(\mathbf{r}^{(s)})}{(\partial \mathbf{r}^{(s)})^2}, \frac{\partial \mathbf{r}^{(s)}(\beta)}{\partial \beta} \right\rangle_{00} \\ &+ 2 \left\langle \frac{\partial \mathbf{r}^{(s)}(\beta)}{\partial \beta}, \frac{\partial}{\partial \mathbf{r}^{(s)}} \left[\frac{\partial V_{\text{eff}}^{(s)}(\mathbf{r}^{(s)})}{\partial \beta} \right] \right\rangle_0 + \frac{\partial^2 V_{\text{eff}}^{(s)}(\mathbf{r}^{(s)})}{\partial \beta^2}, \end{aligned} \quad (94)$$

$$\begin{aligned} \frac{d^2 \{\beta V_{\text{eff}}^{(s)}[\mathbf{r}^{(s)}(\beta), \beta]\}}{d\beta^2} &= 2 \frac{dV_{\text{eff}}^{(s)}(\mathbf{r}^{(s)})}{d\beta} + \beta \frac{d^2 V_{\text{eff}}^{(s)}(\mathbf{r}^{(s)})}{d\beta^2} \\ &= \left\langle \left(2 \frac{\partial \mathbf{r}^{(s)}(\beta)}{\partial \beta} + \beta \frac{\partial^2 \mathbf{r}^{(s)}(\beta)}{\partial \beta^2} \right), \frac{\partial V_{\text{eff}}^{(s)}(\mathbf{r}^{(s)})}{\partial \mathbf{r}^{(s)}} \right\rangle_0 \\ &+ \beta \left\langle \frac{\partial \mathbf{r}^{(s)}(\beta)}{\partial \beta}, \frac{\partial^2 V_{\text{eff}}^{(s)}(\mathbf{r}^{(s)})}{(\partial \mathbf{r}^{(s)})^2}, \frac{\partial \mathbf{r}^{(s)}(\beta)}{\partial \beta} \right\rangle_{00} \\ &+ 2\beta \left\langle \frac{\partial \mathbf{r}^{(s)}(\beta)}{\partial \beta}, \frac{\partial}{\partial \mathbf{r}^{(s)}} \left[\frac{\partial V_{\text{eff}}^{(s)}(\mathbf{r}^{(s)})}{\partial \beta} \right] \right\rangle_0 + \beta \frac{\partial^2 V_{\text{eff}}^{(s)}(\mathbf{r}^{(s)})}{\partial \beta^2} + 2 \frac{\partial V_{\text{eff}}^{(s)}(\mathbf{r}^{(s)})}{\partial \beta}, \end{aligned} \quad (95)$$

The only terms for which the explicit β dependence plays a role are the last three. As a result we get:

$$G_{v,\text{grad}} = -\frac{4}{P} \sum_{s=1}^P w_s \left\{ 2\beta \left\langle \frac{\partial \mathbf{r}^{(s)}(\beta)}{\partial \beta}, \frac{\partial}{\partial \mathbf{r}^{(s)}(\beta)} \left[\frac{\partial V_{\text{eff}}^{(s)}(\mathbf{r}^{(s)})}{\partial \beta} \right] \right\rangle_0 + \beta \frac{\partial^2 V_{\text{eff}}^{(s)}(\mathbf{r}^{(s)})}{\partial \beta^2} + 2 \frac{\partial V_{\text{eff}}^{(s)}(\mathbf{r}^{(s)})}{\partial \beta} \right\}. \quad (96)$$

This expression can be rewritten as

$$G_{v,\text{grad}} = -\frac{8\beta}{P^3} \sum_{s=1}^P w_s d_s [3V_{\text{grad}} + \langle (\mathbf{r}^{(s)} - \check{\mathbf{r}}^{(s)}), \nabla V_{\text{grad}}(\mathbf{r}^{(s)}) \rangle_0]. \quad (97)$$

APPENDIX B: DERIVATION OF $\mathbf{B}^{\mathbf{k}(\gamma)}$

The present derivation is a slight generalization of the one found in Ref. 68. We start by transforming to mass-scaled coordinates,

$$\begin{aligned} \mathbf{x}_i^{(s)} &:= \sqrt{m_i} \mathbf{r}_i^{(s)}, \\ x_{\gamma i} &:= \sqrt{m_i} r_{\gamma i}, \\ \bar{\xi}_\gamma(\mathbf{x}_\gamma) &:= \xi_\gamma(\mathbf{r}_\gamma), \end{aligned} \quad (98)$$

which will simplify the subsequent algebra due to the equality

$$\|\nabla\xi_\gamma(\mathbf{r}_\gamma)\|_- = |\nabla\bar{\xi}_\gamma(\mathbf{x}_\gamma)|. \quad (99)$$

In mass-scaled coordinates, the PI representation (29) of the delta-delta correlation function can be rewritten as

$$C_{\text{dd},P} = \int \bar{\rho}(\{\mathbf{x}^{(s)}\}) \Delta[\bar{\xi}_\gamma(\mathbf{x}_\gamma)] d\{\mathbf{x}^{(s)}\}, \quad (100)$$

where the second normalized delta function has been absorbed into $\bar{\rho}$ in order to simplify the following derivation. Differentiation of $C_{\text{dd},P}$ with respect to the DS's parameters yields

$$\begin{aligned} \frac{\partial C_{\text{dd},P}}{\partial \eta_k^{(\gamma)}} &= \frac{\partial}{\partial \eta_k^{(\gamma)}} \int \bar{\rho}(\{\mathbf{x}^{(s)}\}) \Delta[\bar{\xi}_\gamma(\mathbf{x}_\gamma, \eta_k^{(\gamma)})] d\{\mathbf{x}^{(s)}\} \\ &= \int \frac{\langle \nabla \bar{\xi}_\gamma(\mathbf{x}_\gamma), \nabla \bar{\xi}_\gamma(\mathbf{x}_\gamma) \rangle}{|\nabla \bar{\xi}_\gamma(\mathbf{x}_\gamma)|} \bar{\rho}(\{\mathbf{x}^{(s)}\}) \frac{\partial \bar{\xi}_\gamma(\mathbf{x}_\gamma)}{\partial \eta_k^{(\gamma)}} \frac{d}{d\bar{\xi}_\gamma} \left\{ \delta[\bar{\xi}_\gamma(\mathbf{x}_\gamma, \eta_k^{(\gamma)})] \right\} d\{\mathbf{x}^{(s)}\} \\ &\quad + \int \frac{\partial \ln |\nabla \bar{\xi}_\gamma(\mathbf{x}_\gamma)|}{\partial \eta_k^{(\gamma)}} \bar{\rho}(\{\mathbf{x}^{(s)}\}) \Delta[\bar{\xi}_\gamma(\mathbf{x}_\gamma, \eta_k^{(\gamma)})] d\{\mathbf{x}^{(s)}\} \\ &= \int \nabla \left\{ \delta[\bar{\xi}_\gamma(\mathbf{x}_\gamma, \eta_k^{(\gamma)})] \right\} \frac{\partial \bar{\xi}_\gamma(\mathbf{x}_\gamma)}{\partial \eta_k^{(\gamma)}} \frac{\nabla \bar{\xi}_\gamma(\mathbf{x}_\gamma)}{|\nabla \bar{\xi}_\gamma(\mathbf{x}_\gamma)|} \bar{\rho}(\{\mathbf{x}^{(s)}\}) d\{\mathbf{x}^{(s)}\} \\ &\quad + \int \frac{1}{|\nabla \bar{\xi}_\gamma(\mathbf{x}_\gamma)|^2} \left\langle \nabla \bar{\xi}_\gamma, \nabla \frac{\partial \bar{\xi}_\gamma(\mathbf{x}_\gamma)}{\partial \eta_k^{(\gamma)}} \right\rangle \bar{\rho}(\{\mathbf{x}^{(s)}\}) \Delta[\bar{\xi}_\gamma(\mathbf{x}_\gamma, \eta_k^{(\gamma)})] d\{\mathbf{x}^{(s)}\}. \end{aligned} \quad (101)$$

After integrating by parts with respect to \mathbf{x}_γ in the first integral, we get

$$\begin{aligned} \frac{\partial}{\partial \eta_k^{(\gamma)}} \int \bar{\rho}(\{\mathbf{x}^{(s)}\}) \Delta[\bar{\xi}_\gamma(\mathbf{x}_\gamma, \eta_k^{(\gamma)})] d\{\mathbf{x}^{(s)}\} &= - \int \frac{\partial \bar{\xi}_\gamma(\mathbf{x}_\gamma)}{\partial \eta_k^{(\gamma)}} \left[\langle \nabla \bar{\xi}_\gamma(\mathbf{x}_\gamma), \nabla^{(\gamma)} \ln \bar{\rho}(\{\mathbf{x}^{(s)}\}) \rangle_0 \right. \\ &\quad \left. + |\nabla \bar{\xi}_\gamma(\mathbf{x}_\gamma)| \left\langle \nabla, \frac{\nabla \bar{\xi}_\gamma(\mathbf{x}_\gamma)}{|\nabla \bar{\xi}_\gamma(\mathbf{x}_\gamma)|} \right\rangle_0 \right] / |\nabla \bar{\xi}_\gamma(\mathbf{x}_\gamma)|^2 \\ &\quad \times \Delta[\bar{\xi}_\gamma(\mathbf{x}_\gamma, \eta_k^{(\gamma)})] \bar{\rho}(\{\mathbf{x}^{(s)}\}) d\{\mathbf{x}^{(s)}\}. \end{aligned} \quad (102)$$

Equation (62) is obtained by substituting the explicit expression for $\bar{\rho}$ and transforming back to Cartesian coordinates.

APPENDIX C: ADDITIONAL NUMERICAL RESULTS

In this section we present some additional numerical results that were moved from the main text for the sake of clarity. Figure 3 depicts the logarithmic plots of the discretization

Table XII. Values of the factors entering the QI expression (52) for the KIE $\cdot\text{H} + \text{H}_2/ \cdot\text{D} + \text{D}_2$ with optimized dividing surface positions, displayed in Table III. All quantities as well as their statistical errors are in atomic units.

T (K)	$\Delta H^2 \times 10^6$		$C_{\text{ff}}/C_{\text{dd}} \times 10^3$		C_{dd} ratio	Q_r ratio
	$\lambda = 0$	$\lambda = 1$	$\lambda = 0$	$\lambda = 1$		
200	3.68±0.03	4.27±0.02	1.33±0.01	2.03±0.01	43.8 ± 0.3	1404 ± 1
250	4.87±0.04	4.95±0.03	2.01±0.01	2.10±0.01	55.8 ± 0.3	572.9 ± 0.3
300	7.40±0.04	5.10±0.03	2.73±0.01	1.97±0.01	49.5 ± 0.1	316.1 ± 0.2
400	7.92±0.05	6.27±0.04	2.49±0.01	2.01±0.01	33.96±0.06	149.5 ± 0.1
600	12.0 ± 0.1	10.7 ± 0.1	2.77±0.01	2.44±0.01	23.11±0.04	70.92±0.03
1000	26.8 ± 0.1	24.5 ± 0.1	3.82±0.03	3.55±0.02	18.15±0.02	39.42±0.01
1500	54.3 ± 0.2	50.3 ± 0.2	5.29±0.04	5.05±0.02	16.78±0.02	30.11±0.01
2400	124.6 ± 0.4	117.1 ± 0.4	7.98±0.05	7.80±0.03	16.36±0.01	25.51±0.01

errors of various ingredients of the QI approximation as functions of the Trotter number P . The discretization error for a quantity A is defined as $|A_P - A_\infty|$, where A_∞ was estimated by averaging A_P over several highest values of P , for which the discretization error was considered negligible. The averaging was performed in order to reduce the statistical error. The plots in Fig. 3 demonstrate the faster convergence to the quantum limit achieved with higher-order factorizations: indeed, especially for the logarithmic derivative of Q_r , one can see that the discretization error dependence approaches the asymptotic behavior $\mathcal{O}(P^{-2})$ for the LT and $\mathcal{O}(P^{-4})$ for the SC and TI factorizations. In addition, in all panels, it is clear for which value of P the discretization error becomes smaller than the statistical error, since for higher values of P the smooth dependence of the discretization error on P is obscured by statistical noise.

Table XII contains values of various factors used to obtain the results in Table III for the QI KIE on the reaction $\cdot\text{H}_\alpha + \text{H}_\beta\text{H}_\gamma \rightarrow \text{H}_\alpha\text{H}_\beta + \cdot\text{H}_\gamma$ with optimized DS. Finally, Table XIII contains optimized DS positions that were used for calculating KIE's on the $\text{CH}_4 + \cdot\text{H} \rightleftharpoons \cdot\text{CH}_3 + \text{H}_2$.

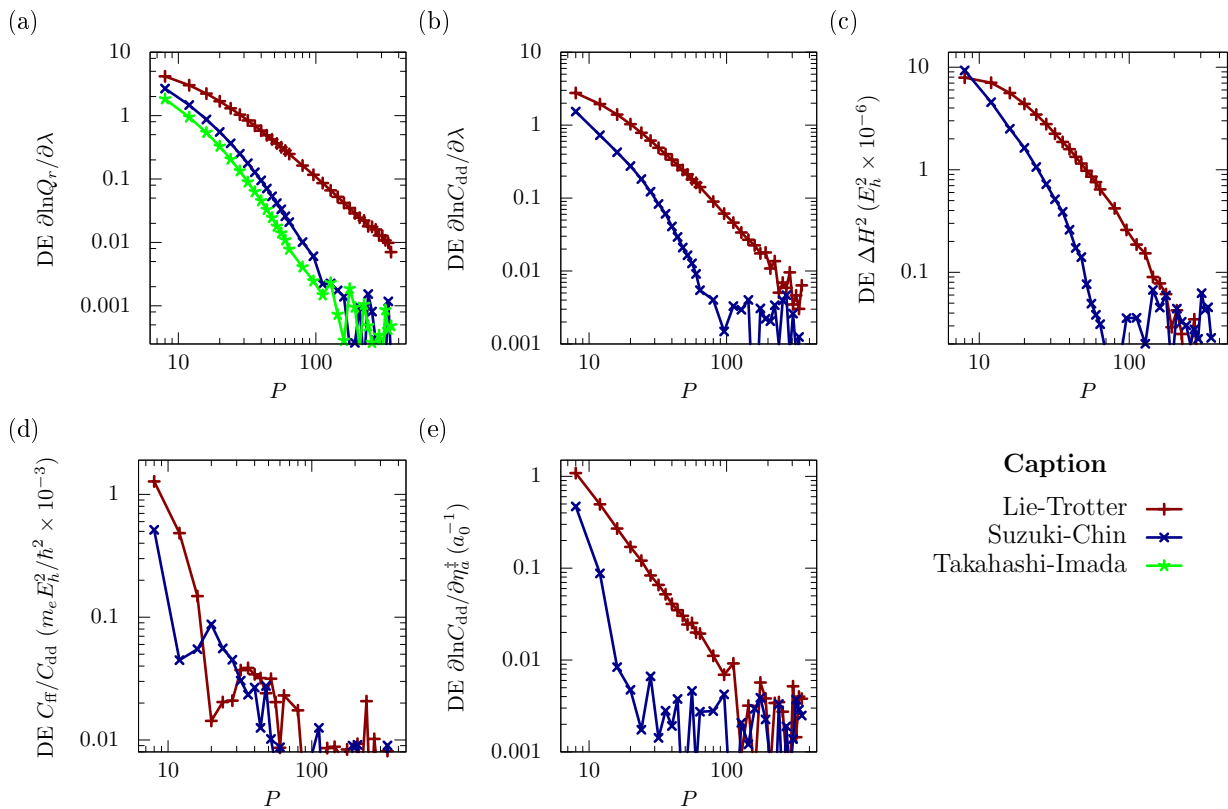


Figure 3. Absolute discretization error (DE) of different quantities as a function of P : (a) $\partial \ln Q_r / \partial \lambda$, (b) $\partial \ln C_{\text{dd}} / \partial \lambda$, (c) ΔH^2 , (d) $C_{\text{ff}} / C_{\text{dd}}$, (e) $\partial \ln C_{\text{dd}} / \partial \eta_a^\dagger$. Results shown were obtained with the virial estimators and correspond to the KIE $\cdot \text{H} + \text{H}_2 / \cdot \text{D} + \text{D}_2$ at 200 K.

Table XIII. Optimal positions of the dividing surfaces along the reaction coordinate [see Eq. (83)] for transition states of several isotopic variants of the $\text{CH}_4 + \cdot\text{H} \rightleftharpoons \cdot\text{CH}_3 + \text{H}_2$ exchange at several temperatures.

Potential energy surface of Ref. 56				
TS	400 K	500 K	600 K	700 K
$\text{H}_3\text{C} \cdots \text{H} \cdots \text{H}$	-0.91	-0.90	-0.88	-0.86
$\text{H}_3\text{C} \cdots \text{H} \cdots \text{D}$	-0.88	-0.87	-0.85	-0.84
$\text{D}_3\text{C} \cdots \text{H} \cdots \text{D}$	-0.89	-0.88	-0.86	-0.85
$\text{D}_3\text{C} \cdots \text{D} \cdots \text{H}$	-0.93	-0.91	-0.89	-0.86
$\text{H}_3\text{C} \cdots \text{D} \cdots \text{D}$	-0.89	-0.87	-0.86	-0.85
$\text{D}_3\text{C} \cdots \text{D} \cdots \text{D}$	-0.90	-0.89	-0.87	-0.85
$\text{D}_3\text{C} \cdots \text{H} \cdots \text{H}$	-0.92	-0.90	-0.89	-0.87
	467 K	531 K	650 K	
$\text{H}_3\text{C} \cdots \text{H} \cdots \text{D}$	-0.87	-0.86	-0.84	
$\text{H}_3\text{C} \cdots \text{D} \cdots \text{H}$	-0.90	-0.89	-0.87	
Potential energy surface of Ref. 67				
TS	400 K	500 K	600 K	700 K
$\text{H}_3\text{C} \cdots \text{H} \cdots \text{H}$	-1.03	-1.00	-0.97	-0.95
$\text{H}_3\text{C} \cdots \text{H} \cdots \text{D}$	-1.00	-0.97	-0.94	-0.92

REFERENCES

- ¹A. Sen and A. Kohen, *J. Phys. Org. Chem* **23**, 613 (2010).
- ²S. Ramazani, *J. Chem. Phys.* **138**, 194305 (2013).
- ³M. H. M. Olsson, P. E. M. Siegbahn, and A. Warshel, *J. Am. Chem. Soc.* **126**, 2820 (2004).
- ⁴S. T. Banks and D. C. Clary, *Phys. Chem. Chem. Phys.* **9**, 933 (2007).
- ⁵J. W. Allen, W. H. Green, Y. Li, H. Guo, and Y. V. Suleimanov, *J. Chem. Phys.* **138**, 221103 (2013).
- ⁶N. F. Hansen and H. C. Andersen, *J. Chem. Phys.* **101**, 6032 (1994).
- ⁷E. Pollak, *J. Phys. Chem. B* **116**, 12966 (2012).
- ⁸W. H. Miller, Y. Zhao, M. Ceotto, and S. Yang, *J. Chem. Phys.* **119**, 1329 (2003).
- ⁹W. H. Miller, *J. Chem. Phys.* **61**, 1823 (1974).
- ¹⁰S. Chapman, B. C. Garrett, and W. H. Miller, *J. Chem. Phys.* **63**, 2710 (1975).
- ¹¹W. H. Miller, S. D. Schwartz, and J. W. Tromp, *J. Chem. Phys.* **79**, 4889 (1983).
- ¹²M. Ceotto, *Mol. Phys.* **110**, 547 (2012).
- ¹³Y. Zhao, T. Yamamoto, and W. H. Miller, *J. Chem. Phys.* **120**, 3100 (2004).
- ¹⁴M. Ceotto and W. H. Miller, *J. Chem. Phys.* **120**, 6356 (2004).
- ¹⁵W. Wang, S. Feng, and Y. Zhao, *J. Chem. Phys.* **126**, 114307 (2007).
- ¹⁶W. Wang and Y. Zhao, *J. Chem. Phys.* **130**, 114708 (2009).
- ¹⁷W. Wang and Y. Zhao, *Phys. Chem. Chem. Phys.* **13**, 19362 (2011).
- ¹⁸W. Wang and Y. Zhao, *J. Chem. Phys.* **137**, 214306 (2012).
- ¹⁹T. Yamamoto and W. H. Miller, *J. Chem. Phys.* **120**, 3086 (2004).
- ²⁰J. Vaníček, W. H. Miller, J. F. Castillo, and F. J. Aoiz, *J. Chem. Phys.* **123**, 054108 (2005).
- ²¹S. Jang, S. Jang, and G. A. Voth, *J. Chem. Phys.* **115**, 7832 (2001).
- ²²T. Yamamoto, *J. Chem. Phys.* **123**, 104101 (2005).
- ²³A. Pérez and M. E. Tuckerman, *J. Chem. Phys.* **135**, 064104 (2011).
- ²⁴M. Buchowiecki and J. Vaníček, *Chem. Phys. Lett.* **588**, 11 (2013).
- ²⁵O. Marsalek, P.-Y. Chen, R. Dupuis, M. Benoit, M. Méheut, Z. Bačić, and M. E. Tuckerman, *J. Chem. Theory Comput.* **10**, 1440 (2014).
- ²⁶H. Engel, R. Eitan, A. Azuri, and D. T. Major, *Chem. Phys.* **450-451**, 95 (2015).

- ²⁷S. Yang, T. Yamamoto, and W. H. Miller, *J. Chem. Phys.* **124**, 084102 (2006).
- ²⁸J. Vaníček and W. H. Miller, *J. Chem. Phys.* **127**, 114309 (2007).
- ²⁹J. Pu and D. G. Truhlar, *J. Chem. Phys.* **117**, 10675 (2002).
- ³⁰G. C. Schatz, A. F. Wagner, and T. H. Dunning, Jr., *J. Phys. Chem.* **88**, 221 (1984).
- ³¹B. Kerkeni and D. C. Clary, *J. Phys. Chem. A* **108**, 8966 (2004).
- ³²Y. Li, Y. V. Suleimanov, J. Li, W. H. Green, and H. Guo, *J. Chem. Phys.* **138**, 094307 (2013).
- ³³M. Ceotto and W. H. Miller, private communication.
- ³⁴R. P. Feynman and A. R. Hibbs, *Quantum mechanics and path integrals* (McGraw-Hill, 1965).
- ³⁵D. Chandler and P. G. Wolynes, *J. Chem. Phys.* **74**, 4078 (1981).
- ³⁶M. Takahashi and M. Imada, *J. Phys. Soc. Jpn.* **53**, 963 (1984).
- ³⁷S. A. Chin, *Phys. Lett. A* **226**, 344 (1997).
- ³⁸M. Suzuki, *Physics Letters A* **201**, 425 (1995).
- ³⁹T. Zimmermann and J. Vaníček, *J. Chem. Phys.* **131**, 024111 (2009).
- ⁴⁰A. Perez and O. A. von Lilienfeld, *J. Chem. Theory Comput.* **7**, 2358 (2011).
- ⁴¹M. Ceriotti and T. E. Markland, *J. Chem. Phys.* **138**, 014112 (2013), 10.1063/1.4772676.
- ⁴²B. Cheng and M. Ceriotti, *J. Chem. Phys.* **141**, 244112 (2014).
- ⁴³M. F. Herman, E. J. Bruskin, and B. J. Berne, *J. Chem. Phys.* **76**, 5150 (1982).
- ⁴⁴M. Parrinello and A. Rahman, *J. Chem. Phys.* **80**, 860 (1984).
- ⁴⁵C. Predescu and J. D. Doll, *J. Chem. Phys.* **117**, 7448 (2002).
- ⁴⁶M. Sprik, M. L. Klein, and D. Chandler, *Phys. Rev. B* **31**, 4234 (1985).
- ⁴⁷M. Sprik, M. L. Klein, and D. Chandler, *Phys. Rev. B* **32**, 545 (1985).
- ⁴⁸M. E. Tuckerman, B. J. Berne, G. J. Martyna, and M. L. Klein, *J. Chem. Phys.* **99**, 2796 (1993).
- ⁴⁹A. I. Boothroyd, W. J. Keogh, P. G. Martin, and M. R. Peterson, *J. Chem. Phys.* **104**, 7139 (1996).
- ⁵⁰H. Flyvbjerg and H. G. Petersen, *J. Chem. Phys.* **91**, 461 (1989).
- ⁵¹Note that the 1% error for ΔH translates into a 2% error for ΔH^2 and that 1% relative error for Q_r and C_{dd} ratios translate into 0.01 absolute error for $\partial \ln Q_r / \partial \lambda$ and $\partial \ln C_{dd} / \partial \lambda$. As for $\partial \ln C_{dd} / \partial \eta_a^\ddagger$, as will be shown later, when we calculate the KIE $\cdot\text{H} + \text{H}_2 / \cdot\text{D} + \text{D}_2$ at $T = 200$ K with a properly optimized DS, $\partial \ln C_{dd} / \partial \eta_a^\ddagger$ is integrated over an interval of

- the length 0.59 a. u., implying that the target error should be $0.01/0.59(\text{a. u.})^{-1}$.
- ⁵²Since thermodynamic estimators were used in Ref. 19, reducing the discretization error directly using very large P was not feasible—increasing P not only decreased discretization error, but also increased the statistical error. Introducing virial estimators for each relevant quantity allows avoiding this issue because it permits improving convergence with respect to P without encountering problems with statistical error.
- ⁵³S. A. Chin and C. R. Chen, *J. Chem. Phys.* **117**, 1409 (2002).
- ⁵⁴S. A. Chin, *Phys. Rev. E* **69**, 046118 (2004).
- ⁵⁵M. Ceriotti, G. A. R. Brain, O. Riordan, and D. E. Manolopoulos, *Proc. R. Soc. A* **468**, 2 (2012).
- ⁵⁶X. Zhang, B. J. Braams, and J. M. Bowman, *J. Chem. Phys.* **124**, 021104 (2006).
- ⁵⁷H. Eyring, *J. Chem. Phys.* **3**, 107 (1935).
- ⁵⁸M. P. M. G. Evans, *Trans. Faraday Soc.* **31**, 875 (1935).
- ⁵⁹B. H. Mahan, *J. Chem. Educ.* **51**, 709 (1974).
- ⁶⁰E. Wigner, *Z. Phys. Chem. Abt. B* **19**, 203 (1932).
- ⁶¹M. J. Kurylo, G. A. Hollinden, and R. B. Timmons, *J. Chem. Phys.* **52**, 1773 (1970).
- ⁶²J. S. Shapiro and R. E. Weston, *J. Phys. Chem.* **76**, 1669 (1972).
- ⁶³W. Tsang and R. F. Hampson, *J. Phys. Chem. Ref. Data* **15**, 1087 (1986).
- ⁶⁴J. Kerr and J. Parsonage, *Evaluated kinetic data on gas phase hydrogen transfer reactions of methyl radicals* (Butterworths, 1976).
- ⁶⁵D. G. Truhlar, D. hong Lu, S. C. Tucker, X. G. Zhao, A. Gonzalez-Lafont, T. N. Truong, D. Maurice, Y.-P. Liu, and G. C. Lynch, “Variational transition-state theory with multidimensional, semiclassical, ground-state transmission coefficients,” in *Isotope Effects in Gas-Phase Chemistry*, edited by J. A. Kaye (American Chemical Society, Washington, DC, 1992) Chap. 2, pp. 16–36.
- ⁶⁶J. Espinosa-García and J. C. Corchado, *J. Phys. Chem.* **100**, 16561 (1996).
- ⁶⁷J. C. Corchado, J. L. Bravo, and J. Espinosa-Garcia, *J. Chem. Phys.* **130**, 184314 (2009).
- ⁶⁸W. K. den Otter, *J. Chem. Phys.* **112**, 7283 (2000).