

Rovibrational quantum dynamical computations for deuterated isotopologues of the methane-water dimer

János Sarka,^{1,2} Attila G. Császár,^{1,2} and Edit Mátyus^{1,*}

¹*Institute of Chemistry, Eötvös Loránd University,
Pázmány Péter sétány 1/A, Budapest, H-1117, Hungary*

²*MTA-ELTE Complex Chemical Systems Research Group,
P.O. Box 32, H-1518 Budapest 112, Hungary*

(Dated: June 11, 2021)

Abstract

Rovibrational states of the four dimers formed by the light and the heavy isotopologues of the methane and the water molecules are computed using a potential energy surface taken from the literature. The general rovibrational energy-level pattern characteristic to all systems studied is analyzed employing two models of a dimer: the rigidly rotating complex and the coupled system of two rigidly rotating monomers. The rigid-rotor model highlights the presence of rovibrational sequences corresponding to formally negative rotational excitation energies, which is explained in terms of the coupled-rotors picture.

*Electronic address: matyus@chem.elte.hu

I. INTRODUCTION

Weak molecular interactions are important in many areas of chemistry because they make it possible to break and form molecular assemblies including macromolecules like proteins and are involved in the self-organization of materials. Weakly-bound systems exhibit several interesting and unusual spectroscopic features. High-resolution spectroscopic measurements, when compared with the results of quantum dynamical computations, provide a stringent test of the quality of potentials modeling the interactions of the monomers in the complexes. For quantum dynamical computations weakly bound complexes have further interest because they are usually floppy, highly delocalized systems, which challenge our traditional tools and concepts of molecular structure and dynamics.

The methane-water dimer is a floppy, weakly bound complex. It was subjected to microwave [1] and high-resolution far-infrared [2] spectroscopic experiments some twenty years ago. The elucidation of the observed far-infrared transitions by means of quantum dynamical computations had to wait until last year [3]. The experimentally measured [2] and the computed rovibrational transitions up to $J = 2$ [3], using an accurate *ab initio* intermolecular potential energy surface (PES) [4], are in excellent agreement, yielding deviations on the order of a few cm^{-1} . The rovibrational computations reproduce fine details of and provide an assignment to many experimental features. Most interestingly, the experimentally observed reversed rovibrational sequences (whereby within the usual molecular picture one would assign a “negative” rotational energy to a vibrational state, a characteristic feature of certain floppy molecular systems [5–11]) were also obtained in the computations.

Reference [3] left the explanation of these reversed sequences to further work suggesting that perhaps they could be better understood in terms of a coupled-rotor model rather than using the traditional picture of a rotating-vibrating molecule. The purpose of the present study is to work out this idea. In fact, we propose and describe a general algorithm to compute the similarity (overlap) of eigenstates of two coupled rotors with the full intermolecular wave function. This coupled-rotor decompositions (CRD) scheme is generally applicable to any system which can be partitioned into two subsystems. Through the application of the CRD scheme to

all four possible combinations of the light and deuterated monomers, $\text{CH}_4 \cdot \text{H}_2\text{O}$, $\text{CH}_4 \cdot \text{D}_2\text{O}$, $\text{CD}_4 \cdot \text{H}_2\text{O}$, and $\text{CD}_4 \cdot \text{D}_2\text{O}$, we gain a general overview about the properties of the methane-water dimer.

II. COMPUTATIONAL DETAILS

The quantum dynamical computations of the present study were carried out with the GENIUSH [12, 13] code, which was reviewed in Ref. [14] highlighting quantum chemical algorithms and computer codes of the fourth age of quantum chemistry. In GENIUSH, the matrix representation of the Hamiltonian is constructed in the discrete variable representation (DVR) [15] and the kinetic energy operator is evaluated numerically during the course of the computation for the selected internal coordinates and body-fixed frame. An iterative Lanczos algorithm [16] is used to compute the required eigenvalues and eigenvectors. In the present work, our in-house Lanczos implementation was improved and optimized for the determination of a large number of eigenstates. Over the years a number of tools have been developed supporting the analysis of the computed rovibrational wave functions [6, 17].

Computations with the GENIUSH code feature a series of floppy molecular systems [5, 6, 12, 13, 18–21]. For example, molecular systems with reversed rovibrational sequences (hence termed “astructural molecules”) were studied in Refs. [5, 6]. A molecular complex with almost fully decoupled degrees of freedom resulting in long-lived resonances was presented in Ref. [21]. Furthermore, the flexibility of the code makes it possible to model non-adiabatic effects in the rovibrational spectrum by using different rotational and vibrational masses [22].

Hereby we only shortly summarize the computational parameters and explain any difference compared to our earlier work [3]. In the present study we computed the lowest-energy few dozens rovibrational eigenstates (150 states for $J = 2$) for the four isotopologues of the methane-water dimer with $J = 0, 1$, and 2 rotational angular momentum quantum numbers utilizing the QCHB15 PES [23] [37].

In the quantum dynamical computations the methane and the water monomer structures are fixed and six active internal coordinates describe the intermolecular dynamics. According to a recent study about the variation of the monomer structures

TABLE I: Structural parameters and the corresponding rotational constants of the methane and the water molecules in their ground vibrational state ($X = \text{O}$ or C and $Y = \text{H}$ or D).

	CH ₄	CD ₄	H ₂ O	D ₂ O
$\langle r_{XY} \rangle$ [Å]	1.11002	1.10446	0.97565	0.97077
$\langle \alpha_{YXY} \rangle$ [°]	109.471	109.471	104.430	104.408
A [cm ⁻¹]			9.17136	4.80367
B [cm ⁻¹]	5.09073	2.57303	14.0667	7.11182
C [cm ⁻¹]			26.3538	14.8010

due to non-covalent interactions [24], this appears to be a fairly good approximation. The active internal coordinates, $(R, \cos \theta, \phi, \alpha, \cos \beta, \gamma)$, and the embedding are identical to those of Ref. [3], but in this work we use the vibrationally averaged, r_0 , structures of the monomers summarized in Table I. These values were made available for the H₂O and D₂O isotopologues in Ref. [25], whereas for CH₄ and CD₄ we computed them as part of this study using the T8 force field [26]. The atomic masses used throughout this work are $m(\text{H}) = 1.007\,825$ u, $m(\text{D}) = 2.014\,102$ u, $m(\text{C}) = 12$ u, and $m(\text{O}) = 15.994\,915$ u.

The same DVRs were used for the active degrees of freedom as in Ref. [3], which are listed in Table II for the sake of completeness. The global minimum (GM) structure of the QCHB15 PES is also given in Table II. The corresponding $(A, B, C)/\text{cm}^{-1}$ rotational constants of the (near-symmetric top) dimers used for the wave function analysis are $(0.158421, 0.157281, 4.14248)$ for CH₄ · H₂O, $(0.149861, 0.147929, 3.56864)$ for CH₄ · D₂O, $(0.138355, 0.137491, 2.28551)$ for CD₄ · H₂O, and $(0.130425, 0.128981, 2.09921)$ for CD₄ · D₂O.

For the short and unambiguous referencing of the various isotopologues and their energy levels, we introduce the notation CH₄ · H₂O (HH), CH₄ · D₂O (HD), CD₄ · H₂O (DH), and CD₄ · D₂O (DD). For the computed (ro)vibrational states of XY ($X, Y = \text{H}, \text{D}$) with $J = 0, 1$, and 2 we shall use the labels $XY\text{-}J0.n$, $XY\text{-}J1.n$, and $XY\text{-}J2.n$, respectively, where the integer n enumerates all computed levels (including degeneracies) in an increasing energy order.

TABLE II: Internal coordinates (Coord.), discrete variable representations (DVR), number of grid points (N), and grid intervals used in GENIUSH to compute the rovibrational states of the methane-water dimers.

Coord.	Min. ^a	Nuclear motion computations		
		DVR type ^b	N	Grid interval
R [Å]	3.447	PO Laguerre	15	scaled to [2.5,6.0]
θ [°]	117.72	PO Legendre	14	scaled to [1,179]
ϕ [°]	90.00	Exponential	15	unscaled on [0,360]
α [°]	297.65	Exponential	9	unscaled on [0,360]
β [°]	112.80	PO Legendre	21	scaled to [1,179]
γ [°]	293.52	Exponential	21	unscaled on [0,360]

^a Equilibrium geometry in internal coordinates corresponding to the global minimum (GM) of the QCHB15 PES [23].

^b PO: potential-optimized DVR (optimization of the DVR points for a 1-dimensional model) [27, 28].

III. ASSIGNMENT OF THE COMPUTED ROVIBRATIONAL STATES

The direct solution of the rovibrational Schrödinger equation provides numerically correct (“exact”) energy levels and wave functions, which carry detailed (“all”) information about the system. They can be used to make a direct comparison with experimentally observable transitions, to compute electric dipole transition intensities, etc. Although the wave functions carry “all” the information that can be learned about each state, it is usually overly complicated to “read” them and we may prefer to think about the states in terms of some well-established but simpler model. These simpler general descriptions include determination of the irreducible symmetry labels of the states based on the underlying molecular symmetry (MS) group, see, *e.g.*, Refs. [29]; characterization of the nodal structure (“node counting”), see, *e.g.*, Refs. [3, 6, 21]; computation of expectation values of structural parameters, see, *e.g.*, Ref. [3]; or determination of the similarity (overlap) of the full wave function with wave functions of simple model systems as advocated, *e.g.*, in Ref. [17]. For this purpose, the harmonic oscillator model of vibrational states and the rigid rotor (RR) model of rotational states are the working horses of molecular spectroscopy.

Another limiting model, relevant to weakly-bound dimers including the present one, is obtained by means of the coupling of rotating (rigid) subsystems. In what fol-

lows, we define an algorithm, which we call the coupled-rotor decomposition (CRD) scheme, in order to compute the overlap of the full wave function (which might be available only in some grid representation, as it is the case in a GENIUSH computation) with the coupled-rotor functions.

A. The coupled-rotor decomposition

The development and use of the CRD scheme has been motivated by the interesting energy-level structure of the methane-water dimer but it is useful for the understanding of the internal dynamics of other floppy systems which can be partitioned into two subsystems.

In order to take a closer look at the model which we would like to use to characterize the full system, we reiterate that it consists of two rigid rotors fixed at a certain distance and the rotors are coupled to some total angular momentum state without being under the influence of any external potential. To assign the wave functions of the full system to states of the coupled, rotating monomers, we define a three-step numerical approach:

- Step (1): Compute the rovibrational states of a 5-dimensional model using the same coordinate and grid representation as for the full model but with fixed intermonomer separation, R , and with $V = 0$, *i.e.*, without the influence of the PES. In this step the coupled-rotor (CR) eigenfunctions (and eigenvalues) are obtained in exactly the same grid representation for the five angles as in the full computation.
- Step (2): Calculate the eigenenergies of the 5D CR system with J total angular momentum using the expressions derived for dimers in Ref. [30] corresponding to some monomer rotational states, (j_A, j_B) and some coupling. The calculated CR energies are associated with angular momentum labels of the subsystems.
- Step (3): By matching the energies of Steps (1) and (2), the CR eigenfunctions in the desired representation computed in Step (1) are associated with the monomer rotational angular momentum and coupling labels of Step (2).

For Step 2, we reiterate the relevant expressions of Ref. [30] to calculate the energy levels of an A – B coupled-rotor system with J total angular momentum quantum number:

$$E^{(\text{CR})}(j_A, j_B, j, J) = E_A^{(\text{RR})}(j_A) + E_B^{(\text{RR})}(j_B) + E_c(j, J) \quad (1)$$

where j is the internal angular momentum quantum number, which results from the Clebsch–Gordan-type [29] coupling of the angular momenta of A and B , and it is thus restricted by the $|j_A - j_B| \leq j \leq |j_A + j_B|$ condition. $E_A^{(\text{RR})}(j_A)$ and $E_B^{(\text{RR})}(j_B)$ are the rigid-rotor energies of the monomers. $E_c(j, J)$ can be obtained from diagonalizing the $\mathbf{K} \in \mathbb{R}^{\min(j, J) \times \min(j, J)}$ coupling matrix, the angular part of Eq. (42) of Ref. [30]:

$$K_{\Omega', \Omega} = \frac{\hbar^2}{2\mu R^2} \left[\delta_{\Omega', \Omega} (J(J+1) + j(j+1) - 2\Omega^2) + \delta_{\Omega', \Omega+1} C_{j\Omega}^+ C_{J\Omega}^+ + \delta_{\Omega', \Omega-1} C_{j\Omega}^- C_{J\Omega}^- \right], \quad (2)$$

where $C_{jk}^\pm = \sqrt{j(j+1) - k(k \pm 1)}$, $\Omega = -\min(j, J), \dots, \min(j, J)$, and $\mu^{-1} = m_A^{-1} + m_B^{-1}$ is the reduced mass of the effective rotating diatom, which connects the centers of mass of the monomers. m_A and m_B are the total mass of monomer A and B , respectively, and $\delta_{i,j}$ is the Kronecker delta function. We mention that since the Hamiltonian of Ref. [30] does not contain any mixed radial-angular differential operators, the expressions for a fixed intermonomer distance, Eq. (2), can be obtained from Eq. (42) of Ref. [30] by simply retaining the angular part with some fixed R value.

The eigenvalues of the \mathbf{K} coupling matrix, *i.e.*, the coupling energies, disappear at infinite separation of A and B . In this case the coupled-rotor energy, Eq. (1), is determined completely by the sum of the rigid-rotor energies of the monomers, which we call the free-rotor (FR) energy. It is interesting to note that the eigenvalues of \mathbf{K} can be obtained analytically. The analytic eigenvalues are provided for a few J and j values in the Supplementary Information and the corresponding numerical value of the coupling energy is given for two intermonomer distances for all four studied

isotopologues (Tables S17–S19). The CR energy, $E^{(\text{CR})}(j_A, j_B, j, J)$ is the sum of the FR energy (Tables S13–S16) and the coupling energy (Tables S17–S19).

As a result of Steps 1–3, the coupled-rotor functions, $\varphi^{(J)}(j_A, j_B, j)$ (with explicit j_A, j_B, j , and J labels), are available in the same grid representation for the angular degrees of freedom as the full rovibrational wave function. In the next subsection we define the overlap of $\varphi^{(J)}(j_A, j_B, j)$ depending on five angles and the full wave function, $\Psi^{(J)}$, which depends on all six intermonomer coordinates.

B. Numerical evaluation of the CRD overlaps

Since the 6-dimensional wave function is normalized to one, we can write

$$1 = \langle \Psi_n^{(J)} | \Psi_n^{(J)} \rangle_{R, \Omega} \quad (3)$$

$$= \sum_{k=-J}^J \sum_{r=1}^{N_R} \sum_{o=1}^{N_\Omega} |\tilde{\Psi}_{n,k}^{(J)}(\rho_r, \boldsymbol{\omega}_o)|^2, \quad (4)$$

where $\tilde{\Psi}$ refers to the DVR representation of the wave function with ρ_r ($r = 1, \dots, N_R$) grid points along the intermonomer distance, R , and $\boldsymbol{\omega}_o$ ($o = 1, \dots, N_\Omega$) grid points in the 5D angular subgrid, $\Omega = (\cos\theta, \phi, \alpha, \cos\beta, \gamma)$. Next, introduce the truncated resolution of identity over some M finite number of CR functions:

$$\mathbf{I}^{(J,5D)} \approx \sum_{m=1}^M |\varphi_m^{(J)}\rangle_\Omega \cdot {}_\Omega\langle\varphi_m^{(J)}|, \quad (5)$$

which is inserted into Eqs. (3)–(4):

$$1 = \langle \Psi_n^{(J)} | \Psi_n^{(J)} \rangle \quad (6)$$

$$\approx \sum_{m=1}^M \left\langle \Psi_n^{(J)} | \varphi_m^{(J)} \rangle_\Omega \cdot {}_\Omega\langle\varphi_m^{(J)} | \Psi_n^{(J)} \right\rangle_{R, \Omega} \quad (7)$$

$$= \sum_{m=1}^M \left(\sum_{r=1}^{N_R} \left| \sum_{k=-J}^J \sum_{o=1}^{N_\Omega} \tilde{\Psi}_{n,k}^{(J)}(\rho_r, \boldsymbol{\omega}_o) \cdot \tilde{\varphi}_{m,k}^{(J)}(\boldsymbol{\omega}_o) \right|^2 \right). \quad (8)$$

Then, we define the (n, m) th element of what we call the CRD matrix for the J total rotational quantum number as

$$\text{CRD}_{nm}^{(J)} = \sum_{r=1}^{N_R} \left| \sum_{k=-J}^J \sum_{o=1}^{N_\Omega} \tilde{\Psi}_{n,k}^{(J)}(\rho_r, \boldsymbol{\omega}_o) \cdot \tilde{\varphi}_{m,k}^{(J)}(\boldsymbol{\omega}_o) \right|^2, \quad (9)$$

where $\Psi_n^{(J)}$ is the n th state and $\varphi_m^{(J)}$ is the m th CR function.

There are a few important properties of the CRD matrix which immediately follow from Eq. (9):

- (a) The sum of the elements in each row, *i.e.*, the CRD coefficients corresponding to some $\Psi_n^{(J)}$ state, is 1 for infinitely many CR functions (as the truncated resolution of identity in Eq. (5) becomes exact).
- (b) The sum of the elements in each column can be larger than 1, because the same CR state can have a dominant contribution to several $\Psi_n^{(J)}$ states. For the methane-water dimer, the stretching excitations along the intermonomer separation, enumerated with $v = 0, 1, 2, \dots$, can have similar angular parts.
- (c) The angular momentum coupling rules often allow, depending on the angular momenta of the full and the subsystems, a large number of CR functions with the same (j_A, j_B) monomer rotational excitations. The individual contributions of the CR functions might be modest but the full (j_A, j_B) block can have a substantial contribution to the $\Psi^{(J)}$ state. Therefore, the final assessment of the contribution (or dominance of some monomer excitation) (j_A, j_B) must be based on the sum of the CRD coefficients corresponding to all (j_A, j_B) monomer states.
- (d) If the CR functions are determined with monomers infinitely far in space (in practice fixed at some large R value), then the CR energy is equal to the FR energy, *i.e.*, the simple sum of the RR energies (Tables S13–S16). This limit facilitates the assignment of the monomer rotational states, (j_A, j_B) , but in this case the coupling and the quantum number corresponding to the rotation of an effective diatom connecting the centers of mass of the monomers cannot be determined.

IV. SYMMETRY OF THE METHANE-WATER COUPLED-ROTOR FUNCTIONS

While Section III A applies to any system which can be partitioned into two subsystems, the symmetry analysis of this section applies only to the methane-water dimer. Nevertheless, a similar symmetry analysis can be carried out for other dimers as well.

In this section the characters of the methane-water CR representation are calculated and the representation is decomposed into a direct sum of irreducible representations (irrep decomposition) in the G_{48} group [2, 3]. For convenience, the symmetry properties of the methane and the water monomer rotor functions are presented first within the $T_d(M)$ and the $C_{2v}(M)$ groups, respectively, which is followed by the symmetry analysis of the coupled-rotor functions of the dimer within the G_{48} group. (For completeness, the character tables are reproduced in the Supplementary Information.)

a. Methane monomer Each element of a class has the same character, so we select one operator from each class and determine its character. The spatial rotation equivalent to the permutation-inversion operator is first written in the angle-axis parameterization (Figure S1 of Ref. [3] visualizes the effect of the symmetry operations). Then, the Euler angles, a, b , and c (using the $z-x-z$ and active convention) are determined from the rotation matrix evaluated with Rodriguez' rotation formula in the angle-axis parameterization. For the symmetry operations (one from each class of $T_d(M)$) the (a, b, c) Euler angles are as follows: (123): $(0, 0, 2\pi/3)$; (12)(34): $(\pi/3, \pi, 0)$; [(1234)*]: $(\pi/6, \pi/2, -\pi/6)$; and [(34)*]: $(0, \pi, 0)$. Symmetric (as well as spherical) top rotational functions transform under the action of a rotation operator as [31–33]:

$$\hat{R}(a, b, c)\varphi_{km}^{jM} = \sum_{k'=-j^M}^{j^M} D_{kk'}^{jM}(a, b, c)\varphi_{k'm}^{jM}, \quad (10)$$

where D_{km}^j is the (k, m) th element of Wigner's D matrix corresponding to the j th irrep of the rotation group, and M denotes the methane monomer of the dimer. Then, an operator $\hat{o} \in T_d(M)$, for which $\hat{R}(a_o, b_o, c_o)$ is the equivalent rotation, has

the following character:

$$\begin{aligned}\chi^{j^M} &= \sum_{k=-j^M}^{j^M} \langle \varphi_{km}^{j^M} | \hat{\rho} | \varphi_{km}^{j^M} \rangle \\ &= \sum_{k=-j^M}^{j^M} D_{kk}^{j^M}(a_o, b_o, c_o)\end{aligned}\tag{11}$$

where we also took advantage of the fact that the rotational functions are orthonormalized.

Using these properties the characters of a representation spanned by the $\{\varphi_{km}^{j^M}, (k = -j^M, \dots, j^M)\}$ functions are easily determined. The general expressions and the numerical values for $j^M = 0, 1, \dots, 5$ are collected in Table III (and the table can be extended straightforwardly to higher j^M values). The last column of Table III gives the irrep decomposition for the numerical examples, which is in agreement with the irrep decomposition of the methane rotational states in the $T(M)$ group [34, 35] and reproduces the results of Ref. [36] for the $T_d(M)$ group.

b. Water monomer Table IV lists the general expressions [29] for the characters of the $j_{k_a k_c}^W$ rotational states of water (W) in the $C_{2v}(M)$ group.

c. Coupled-rotor ansatz The coupled-rotor ansatz can be understood as coupling (a) the symmetric top eigenfunctions of methane, $\varphi_{km}^{j^M}$; (b) the asymmetric top eigenfunctions of water, $\phi_{k_a k_c, m}^{j^W}$, and (c) the eigenfunctions of an effective diatomic rotor, Y_{Λ}^m , which corresponds to the rotation of the displacement vector connecting the centers of mass of the monomers. We denote this coupling scheme

by $[[j^M, j_{k_a k_c}^W]_j, \Lambda]_{JM}$, which corresponds to the function:

$$\begin{aligned}
\Psi_J^M(j_k^M, j_{k_a k_c}^W, j, \Lambda) &= \sum_{\mu \in S_1} \langle j\mu, \Lambda(M - \mu) | JM \rangle \psi_j^\mu Y_\Lambda^{M-\mu} \\
&= \sum_{\mu \in S_1} \langle j\mu, \Lambda(M - \mu) | JM \rangle Y_\Lambda^{M-\mu} \times \\
&\quad \sum_{m \in S_2} \langle j^M m, j^W(\mu - m) | j\mu \rangle \varphi_{km}^{j^M} \phi_{k_a k_c, \mu-m}^{j^W} \\
&\quad \text{with } S_1 = \{\mu \in \mathbb{N}_0 : |\mu| \leq j \text{ and } |M - \mu| \leq \Lambda\}, \\
&\quad S_2 = \{m \in \mathbb{N}_0 : |m| \leq j^M \text{ and } |\mu - m| \leq j^W\}, \\
&\quad k = -j^M, \dots, j^M. \tag{12}
\end{aligned}$$

The label j is for the internal angular momentum quantum number resulting from the coupling of the methane and the water rotors.

An operator $\hat{O} \in G_{48}$ can be written as the product of $\hat{o} \in T_d(M)$, methane permutation-inversion, $\hat{p} \in C_i = \{E, E^*\}$ acting on the effective diatom, and $\hat{q} \in C_{2v}(M)$ water permutation-inversion operators. The character of $\hat{O} = \hat{o}\hat{p}\hat{q}$ is obtained

as the trace of the matrix representation of \hat{O} over the ansatz defined in Eq. (12):

$$\begin{aligned}
\chi(\hat{O}) &= \sum_{k=-j^M}^{j^M} \langle \Psi_J^M(j_k^M, j_{k_a k_c}^W, j, \Lambda) | \hat{O} \Psi_J^M(j_k^M, j_{k_a k_c}^W, j, \Lambda) \rangle \\
&= \sum_{k=-j^M}^{j^M} \sum_{\mu' \in S'_1} \sum_{m' \in S'_2} \sum_{\mu \in S_1} \sum_{m \in S_2} \\
&\quad \langle j\mu', \Lambda(M - \mu') | JM \rangle \langle j^M m', j^W(\mu' - m') | j\mu' \rangle \\
&\quad \langle j\mu, \Lambda(M - \mu) | JM \rangle \langle j^M m, j^W(\mu - m) | j\mu \rangle \\
&\quad \langle Y_\Lambda^{M-\mu'} | \hat{p} | Y_\Lambda^{M-\mu} \rangle \langle \varphi_{km'}^{j^M} | \hat{o} | \varphi_{km}^{j^M} \rangle \langle \phi_{k_a k_c, \mu' - m'}^{j^W} | \hat{q} | \phi_{k_a k_c, \mu - m}^{j^W} \rangle \\
&= \sum_{k=-j^M}^{j^M} \sum_{\mu' \in S'_1} \sum_{m' \in S'_2} \sum_{\mu \in S_1} \sum_{m \in S_2} \\
&\quad \langle j\mu', \Lambda(M - \mu') | JM \rangle \langle j^M m', j^W(\mu' - m') | j\mu' \rangle \\
&\quad \langle j\mu, \Lambda(M - \mu) | JM \rangle \langle j^M m, j^W(\mu - m) | j\mu \rangle \\
&\quad (-1)^{p\Lambda} \delta_{\mu'\mu} D_{kk}^{j^M}(a_o, b_o, c_o) \delta_{m'm} \Gamma_{k_a k_c}^{j^W}(\hat{q}) \delta_{\mu' - m', \mu - m} \\
&= \sum_{\mu \in S_1} \sum_{m \in S_2} \langle j\mu, \Lambda(M - \mu) | JM \rangle^2 \langle j^M m, j^W(\mu - m) | j\mu \rangle^2 \\
&\quad (-1)^{p\Lambda} \left[\sum_{k=-j^M}^{j^M} D_{kk}^{j^M}(a_o, b_o, c_o) \right] \chi_{k_a k_c}^{j^W}(\hat{q}) \\
&= \chi^\Lambda(\hat{p}) \chi^{j^M}(\hat{o}) \chi_{k_a k_c}^{j^W}(\hat{q}) \tag{13}
\end{aligned}$$

where $\chi^\Lambda(\hat{p}) = (-1)^{p\Lambda}$ is the character of the effective diatomic rotation, with $p = 1$ for inversion and $p = 0$ otherwise. $\chi^{j^M}(\hat{o})$ and $\chi_{k_a k_c}^{j^W}(\hat{q})$ are the characters of the permutation-inversion operations of the methane and water molecules listed in Tables III and IV, respectively.

The symmetry rules (Table V and Tables S23–S26) derived in this section together with the numerically computed CRD tables make it possible to carry out the symmetry assignment of the variationally computed rovibrational states in an automated fashion.

TABLE III: Characters and irrep decomposition of the rotational functions of methane in the $T_d(M)$ molecular symmetry group.

E	(123)	(14)(23)	$[(1423)]^*$	$[(23)]^*$	Irreps
1	8	3	6	6	
j_k^M	$2j^M + 1$	$\sum_{m=-j^M}^{j^M} D_{m,m}^{j^M*}(0, 0, \frac{2\pi}{3})$	$\sum_{m=-j^M}^{j^M} D_{m,m}^{j^M*}(\frac{\pi}{3}, \pi, 0)$	$\sum_{m=-j^M}^{j^M} D_{m,m}^{j^M*}(\frac{\pi}{6}, \frac{\pi}{2}, -\frac{\pi}{6})$	$\sum_{m=-j^M}^{j^M} D_{m,m}^{j^M*}(0, \pi, 0)$
0	1	1	1	1	A_1
1	3	0	-1	1	F_1
2	5	-1	1	-1	$E \oplus F_2$
3	7	1	-1	-1	$A_2 \oplus F_1 \oplus F_2$
4	9	0	1	1	$A_1 \oplus E \oplus F_1 \oplus F_2$
5	11	-1	-1	1	$E \oplus 2F_1 \oplus F_2$

TABLE IV: Characters and irrep decomposition of the rotational functions of water in the $C_{2v}(M)$ molecular symmetry group.

E	(ab)	E^*	$[(ab)]^*$
1	1	1	1
j_{k_a, k_c}^W	$(-1)^{k_a + k_c}$	$(-1)^{k_c}$	$(-1)^{k_a}$

TABLE V: Characters and irrep decomposition of the $[[j^M, j_{k_a k_c}^W]_j, \Lambda]_J$ coupled-rotor functions which dominate the ZPV(GM) splitting manifold with $J = 0$ in the G_{48} group (see also Figures 3 and 4).

Γ	E	(123)	(14)(23)	$[(1423)(ab)]^*$	$[(23)(ab)]^*$	(ab)	(123)(ab)	(14)(23)(ab)	$[(1423)]^*$	$[(23)]^*$	Irreps
	1	8	3	6	6	1	8	3	6	6	
$[[0, 0_{00}]_0, 0]_0$	1	1	1	1	1	1	1	1	1	1	A_1^+
$[[0, 1_{11}]_1, 1]_0$	1	1	1	1	1	1	1	1	1	1	A_1^+
$[[1, 0_{00}]_1, 1]_0$	3	0	-1	-1	1	3	0	-1	-1	1	F_2^+
$[[1, 1_{11}]_0, 0]_0$	3	0	-1	-1	1	3	0	-1	-1	1	F_2^+
$[[1, 1_{11}]_1, 1]_0$	3	0	-1	1	-1	3	0	-1	1	-1	F_1^+
$[[1, 1_{11}]_2, 2]_0$	3	0	-1	-1	1	3	0	-1	-1	1	F_2^+
$[[2, 0_{00}]_2, 2]_0$	5	-1	1	-1	1	5	-1	1	-1	1	$E^+ \oplus F_2^+$
$[[2, 1_{11}]_1, 1]_0$	5	-1	1	-1	1	5	-1	1	-1	1	$E^+ \oplus F_2^+$
$[[2, 1_{11}]_2, 2]_0$	5	-1	1	1	-1	5	-1	1	1	-1	$E^+ \oplus F_1^+$
$[[2, 1_{11}]_3, 3]_0$	5	-1	1	-1	1	5	-1	1	-1	1	$E^+ \oplus F_2^+$
$[[0, 1_{01}]_1, 1]_0$	1	1	1	-1	-1	-1	-1	-1	1	1	A_2^-
$[[0, 1_{10}]_1, 1]_0$	1	1	1	1	1	-1	-1	-1	-1	-1	A_1^-
$[[1, 1_{01}]_0, 0]_0$	3	0	-1	1	-1	-3	0	1	-1	1	F_1^-
$[[1, 1_{01}]_1, 1]_0$	3	0	-1	-1	1	-3	0	1	1	-1	F_2^-
$[[1, 1_{01}]_2, 2]_0$	3	0	-1	1	-1	-3	0	1	-1	1	F_1^-
$[[1, 1_{10}]_0, 0]_0$	3	0	-1	-1	1	-3	0	1	1	-1	F_2^-
$[[1, 1_{10}]_1, 1]_0$	3	0	-1	1	-1	-3	0	1	-1	1	F_1^-
$[[1, 1_{10}]_2, 2]_0$	3	0	-1	-1	1	-3	0	1	1	-1	F_2^-
$[[2, 1_{01}]_1, 1]_0$	5	-1	1	1	-1	-5	1	-1	-1	1	$E^- \oplus F_1^-$
$[[2, 1_{01}]_2, 2]_0$	5	-1	1	-1	1	-5	1	-1	1	-1	$E^- \oplus F_2^-$
$[[2, 1_{01}]_3, 3]_0$	5	-1	1	1	-1	-5	1	-1	-1	1	$E^- \oplus F_1^-$
$[[2, 1_{10}]_1, 1]_0$	5	-1	1	-1	1	-5	1	-1	1	-1	$E^- \oplus F_2^-$
$[[2, 1_{10}]_2, 2]_0$	5	-1	1	1	-1	-5	1	-1	-1	1	$E^- \oplus F_1^-$
$[[2, 1_{10}]_3, 3]_0$	5	-1	1	-1	1	-5	1	-1	1	-1	$E^- \oplus F_2^-$

V. NUMERICAL RESULTS AND DISCUSSION

A. Rovibrational energy-level pattern of the methane-water dimers

In this section, the computed rovibrational states with $J = 0, 1$ and 2 are presented for the four studied $CX_4 \cdot Y_2O$ ($X, Y = H, D$) dimers focusing on the zero-point vibrational splitting of the global minimum, ZPV(GM). The computed energy levels are provided in Tables S1–S12 of the Supplementary Information. The energy-level differences can be directly compared with high-resolution spectroscopic measurements, when such measurements will be become available for the deuterated isotopologues (the electric dipole selection rules and the spin-statistical weights of HH are discussed in detail in Ref. [3]).

The zero-point vibrational state, or any other vibrational state symmetric with respect to the symmetry plane of the equilibrium structure, is split into the following direct sum, including 24 states [3]:

$$\Gamma_{A'} = A_1^+ \oplus E^+ \oplus F_1^+ \oplus 2F_2^+ \oplus A_2^- \oplus E^- \oplus 2F_1^- \oplus F_2^- \quad (14)$$

in the G_{48} molecular symmetry group. The $+$ and $-$ superscripts refer to the symmetry and anti-symmetry of the spatial wave function with respect to the exchange of the two protons(deuterons) of $H_2O(D_2O)$ in agreement with the labeling of Ref. [2].

As to the vibrational states, an irrep label can be assigned to the computed vibrational states by visual inspection of one- and two-dimensional cuts of the wave function, as it was done in Ref. [3] (for multidimensional representations the trace of the representation matrix had to be taken). In the present work, the CRD decomposition and the symmetry rules derived in the previous section made it possible to carry out the symmetry assignment in an almost automated fashion, which is particularly useful for the assignment of the multi-dimensional irreps.

This automated assignment scheme facilitated the identification of a mistake in our earlier assignment of the 1 and 2 subindices of the triply degenerate irreps of HH [3]. According to the corrected assignment of the ZPV(GM) splitting ($J = 0$), there is an F_2^+ and an F_1^- state in the lower part and there is an (F_1^+, F_2^+) pair as

well as an (F_1^-, F_2^-) pair of states in the upper part of the splitting with $J = 0$ (see Figures 2–4).

To characterize the rovibrational states (Figures 3 and 4), we identified the parent vibrational state(s) of each rovibrational state using the rigid-rotor decomposition (RRD) scheme [17]. When the identification of a single parent vibrational state is possible, the rovibrational state can be imagined as some rotational excitation of the parent vibrational state.

The numerical values of the energy levels and the splittings are very different for the four isotopologues studied, but the overall rovibrational pattern and assignment is very similar (recall that the four systems are described on the same PES but have different monomer rotational constants): both the vibrational and the rovibrational energy-level pattern is characterized by a lower and an upper part split into further levels (see Figs. 2–4). As it can be expected, the energy values get smaller when the monomers are replaced with their heavier (deuterated) versions.

More interestingly, all studied methane-water dimers have an unusual feature: there are rotational “excitations” which are lower in energy than the energy of their vibrational parent state; thus, these rovibrational states appear as a rotational excitation with a negative transition energy. These reversed rovibrational sequences were present in the experimental data reported for $\text{CH}_4 \cdot \text{H}_2\text{O}$ [2] and were also reproduced in the computations of Ref. [3]. Reversed rovibrational sequences have also been identified computationally in other systems, for example, in H_5^+ [5] as well as in the CH_5^+ molecular ion [7–9]. These reversed sequences observed in the computations for H_5^+ were explained by a 2-dimensional torsional-rotational model [5]. Furthermore, Refs. [8, 10, 11] explained this unusual behavior by treating some large-amplitude motions (LAM) on the same footing as the rotations by going beyond the $\text{SO}(3)$ group for these LAM-rotational degrees of freedom.

In the present work, we take a simple strategy to better understand the origin of the splitting pattern and these formally negative-energy rotational excitations: besides the rigid-rotor model, which underlies the assignment and the observation of these reversed sequences, we use the coupled-rotor system as another meaningful model for weakly interacting dimers. The computed coupled-rotor decomposition (CRD, introduced in Section III) tables provide detailed information

about the monomers’ rotational states and their relative rotation within the rotating dimer. In most of this work, we focus on the assignment of monomer-rotor labels, $[j^{\text{M}}, j_{k_a, k_c}^{\text{W}}]$, because the monomer excitations are about an order of magnitude more energetic than the coupling (in particular, the water’s rotational constants are much larger than the dimer’s rotational constants). For this purpose, it is sufficient to use CRD tables computed with a large intermonomer separation, the one used is $R_{100} = 100$ bohr. In this case the CR energy is the simple sum of the monomer rotor energies (Tables S13–S19). To better understand the fine details of the dimer’s internal dynamics, we also assigned j and Λ for a few states using CR functions obtained with monomers fixed at the complex’s equilibrium distance, $R = R_{\text{eq}} = 6.5$ bohr. For this R value the j -splitting of the CR energies is small but larger than the convergence of our variational results, so the assignment of the j and Λ labels (Section IV) is possible. Figure 1 presents an example of a complete CR assignment.

The results of the symmetry, RR and CR assignments of the computed rovibrational states for all four isotopologues are collected in Figures 3 and 4 (detailed results are provided in Tables S1–S12 of the Supplementary Information). As a general and important conclusion which becomes transparent from the CRD assignment, the characteristic upper-lower separation of the rovibrational ZPV(GM) manifold corresponds to the $1_{11} \leftarrow 0_{00}$ and the $1_{10} \leftarrow 1_{01}$ rotational excitation of the water monomer for states of Γ^+ and Γ^- symmetry (para and ortho for HH and DH), respectively. The sub-splittings of both the lower and the upper parts are related to the rotational excitation of the methane monomer with one and two quanta and to the excitation of the relative rotation of the two monomers.

B. Reversed rovibrational sequences

The RRD assignment of the rovibrational states to their vibrational parents highlighted that certain rotational excitations have “negative” transition energies. These reversed rovibrational sequences are observed for all four isotopologues and they appear within the vibrational bands of certain vibrational symmetries.

The CRD tables show that these negative rotational excitation energies correspond to a $J + 1 \leftarrow J$ transition in which the water molecule loses rotational

energy— $0_{00} \leftarrow 1_{11}$ and $1_{01} \leftarrow 1_{10}$ for Γ^+ and Γ^- , respectively— but due to a different internal coupling of the methane and the water rotors the total rotational quantum number increases. This observation is certainly useful and provides an intuitive picture about this phenomenon but it remains a question to be answered why the lower-energy $J = 0$ state is “missing” (and is replaced by its higher-energy analogue) in several vibrational bands (E^+ , F_1^+ , F_2^+ , E^- , F_1^- , F_1^-). Is that coupling symmetry forbidden or does this pattern result from a particular mixing of the CR states?

In the case of the F_1^+ -symmetry ZPV(GM) vibration (see Fig. 3) the negative-energy rotational transition is dictated by symmetry rules (Tables V, S23, and S25). The $[[1, 1_{11}]_1, 1]_0$ and $[[2, 1_{11}]_2, 2]_0$ states are the lowest-energy CR states of F_1^+ symmetry with $J = 0$. They correspond to rotationally excited water, so they are more energetic and appear in the “upper” part of the splitting pattern. At the same time, the $J = 1$ and 2 rotational excitations of this vibrational state can have contributions from CR states with water in its lowest rotational state, 0_{00} , which lowers the energy of these rovibrational states and makes them appear in the lower part of the splitting. As a result of these symmetry properties, the rotational excitation of the F_1^+ vibrational state shows up as a “negative-energy” transition.

Unfortunately, the explanation of the reversed rovibrational sequences corresponding to other vibrational states is less straightforward when based on simple symmetry-related arguments (Table V and Tables S23–S26). For example, the E^+ vibrational band has only a “higher-energy” vibrational state but there are both “lower-energy”, $[2, 0_{00}]$, and “higher-energy”, $[2, 1_{11}]$, CR functions of E^+ symmetry with $J = 0$. In fact, we observe in the numerically computed CRD tables that the lower-energy $[2, 0_{00}]$ CR functions contribute to many states but they do not dominate any of the states. Namely, the $J = 0$ E^+ vibration is assigned to the higher-energy $[2, 1_{11}]$ CR function with some contribution also from $[2, 0_{00}]$. The HH isotopologue, whose assignment slightly differs from the other three isotopologues, has about equal contributions from both $[2, 1_{11}]$ and $[2, 0_{00}]$. Similar behavior is observed for the F_2^+ , E^- , F_1^- , and F_2^- vibrational bands of the ZPV(GM). The reversed energy ordering results from a particular mixing of CR states with lower-energy and higher-energy water rather than being due to strict symmetry rules. We also note

that for the F_2^+ and F_1^- states of the ZPV(GM) there are both reversed and normal sequences.

In general, the computed CRD tables show that the higher-energy rovibrational states are dominated by higher-energy CR functions with the 1_{11} and 1_{10} higher-energy rotational states of water in Γ^+ and Γ^- , respectively. At the same time, the lower-energy states are dominated by lower-energy CR functions with the 0_{00} and 1_{01} excited rotational states of water in Γ^+ and Γ^- , respectively.

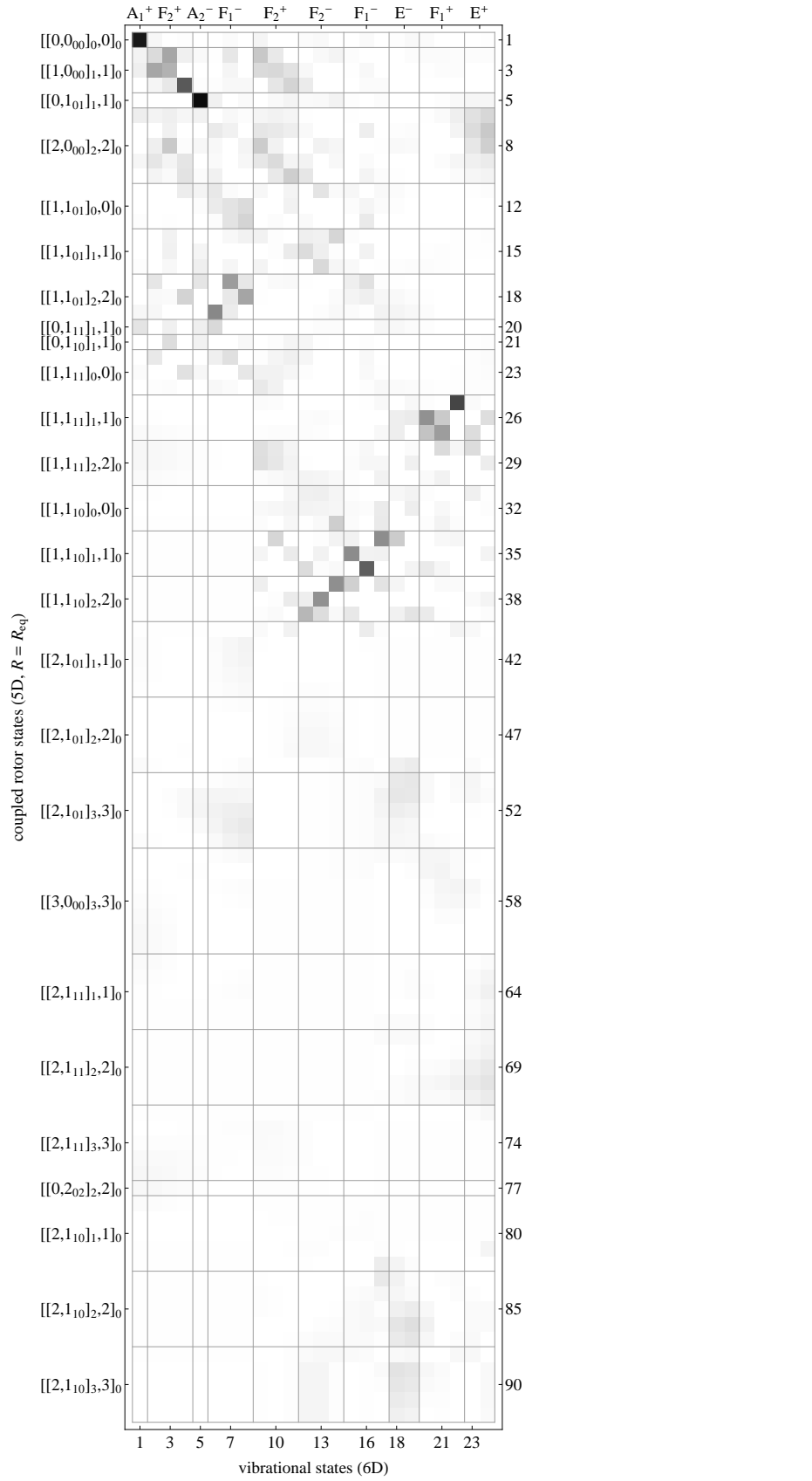


FIG. 1: Coupled-rotor decomposition (CRD) table for $\text{CH}_4 \cdot \text{H}_2\text{O}$ with $J = 0$: overlap (Eq. 9) of the 24 lowest-energy vibrational states, which belong to the ZPV(GM) splitting manifold, with the 92 lowest-energy coupled-rotor states.

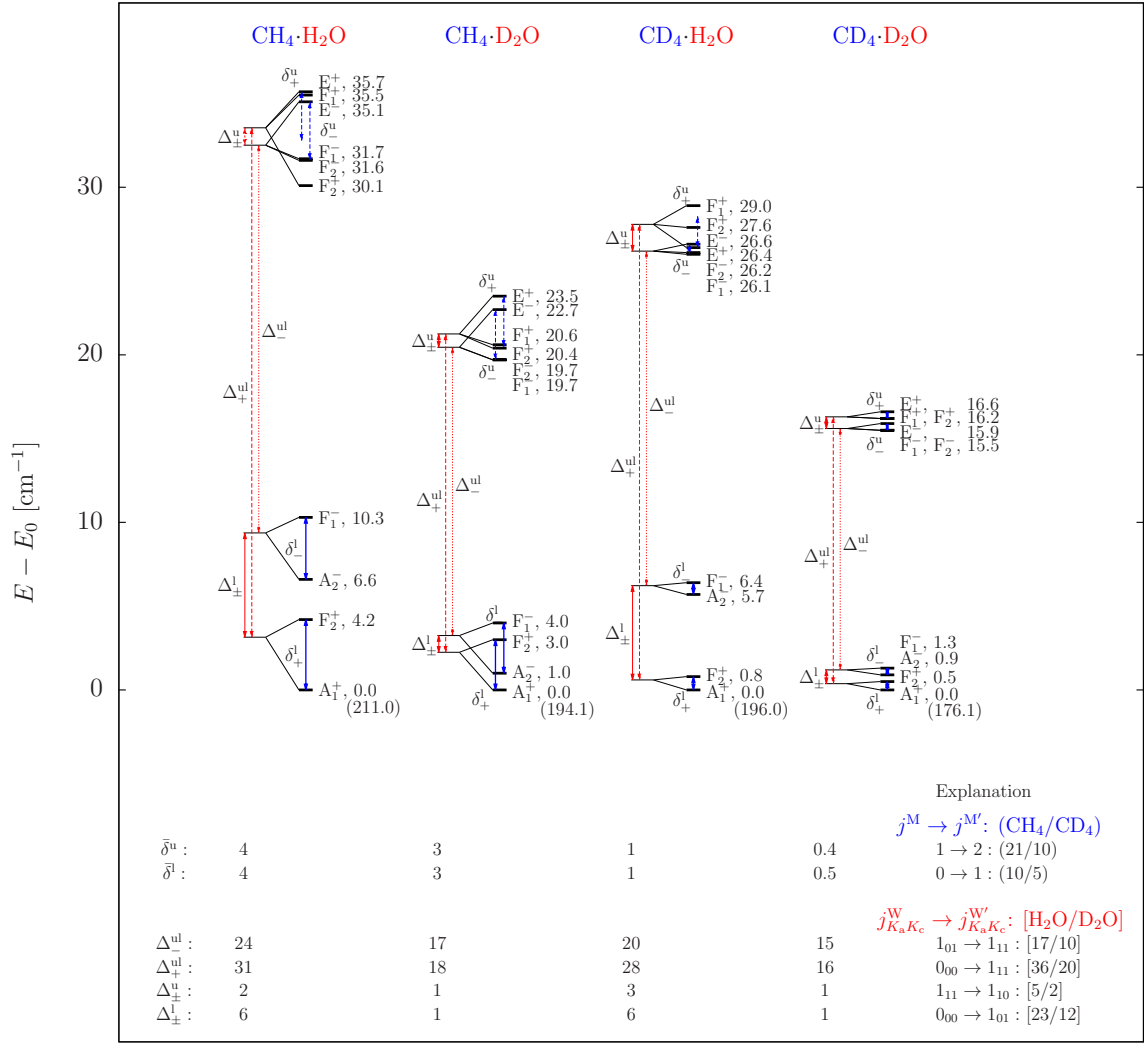


FIG. 2: Zero-point vibrational splitting energies, in cm^{-1} , assigned to the global minimum of the four isotopologues studied. The splittings indicated with double-headed arrows are color coded with blue and red referring to the methane and water monomers, respectively.

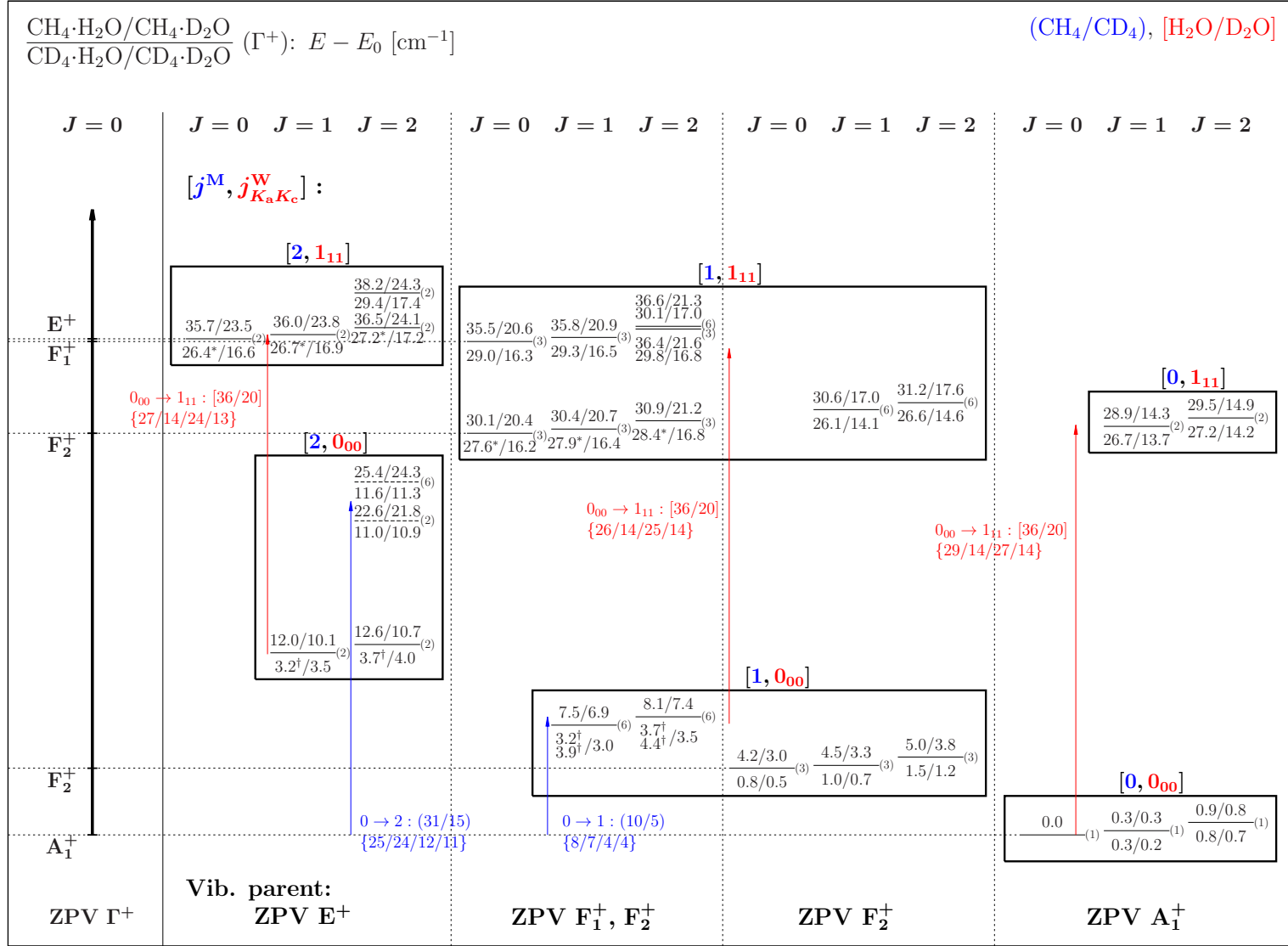


FIG. 3: Summary of $J = 0, 1$, and 2 rovibrational states of the methane-water dimers with Γ^+ symmetry. Levels shown with dashed lines in the ZPV, E⁺ column (for all studied isotopologues) correspond to the (2, 0₀₀) monomer rotor states of the ZPV rovibrational band but cannot be assigned to a single, dominant vibrational state. States of the CD₄·H₂O isotopologue are somewhat outliers from the general rovibrational pattern. The states labelled with * are characterized by a strong mixing of the (1, 0₀₀), (2, 0₀₀), (1, 1₁₁), and (2, 1₁₁) monomer rotor states. The states labelled with † exhibit a strong mixing with the E⁺ vibrational parent levels in the RRD.

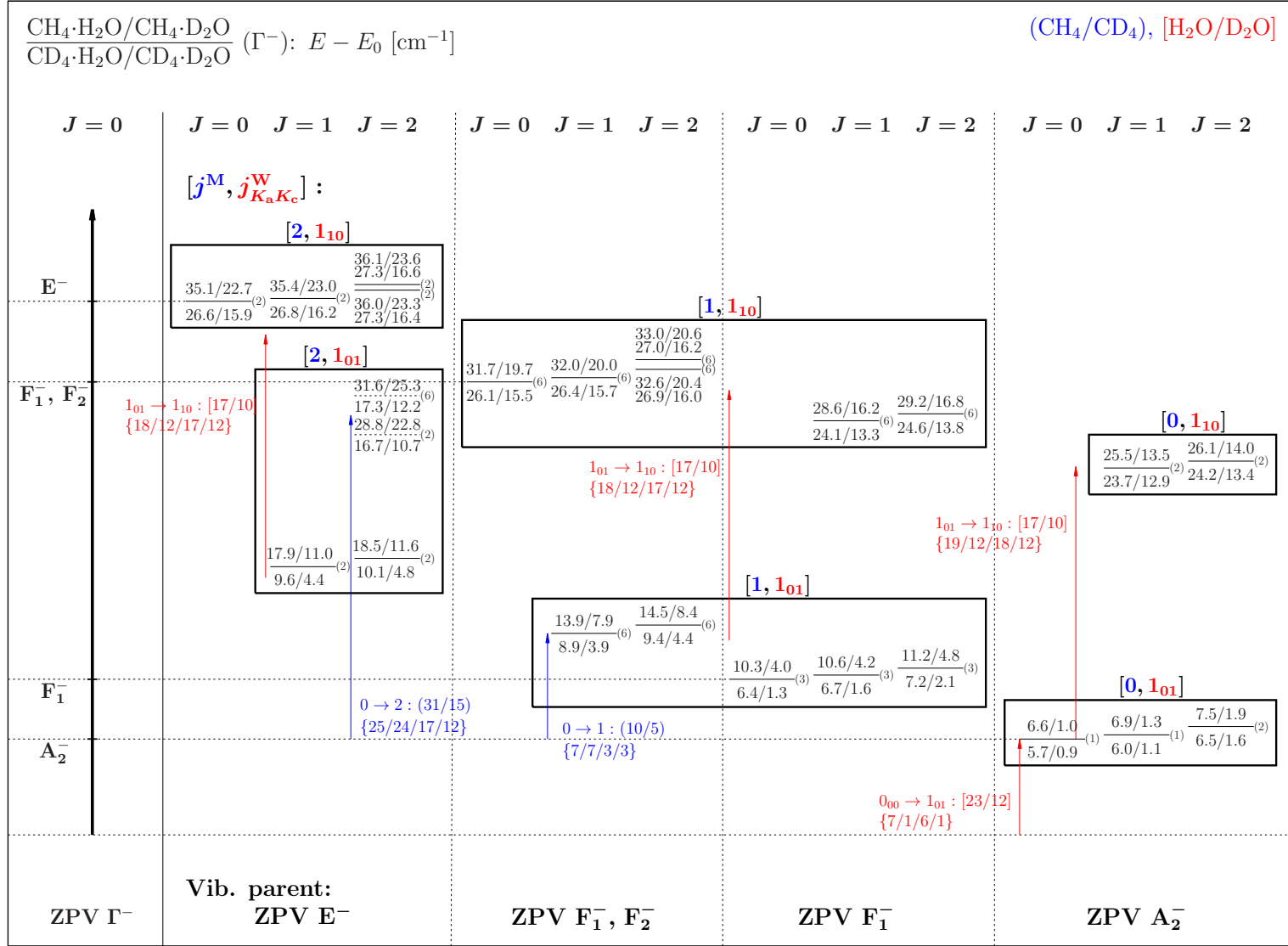


FIG. 4: Summary of $J = 0, 1,$ and 2 rovibrational states of the methane-water dimers with Γ^- symmetry. Levels shown with dashed lines in the ZPV, E⁻ column (for all studied isotopologues) correspond to the $(2, 1_{01})$ monomer rotor states but they cannot be assigned to a single, dominant vibrational parent state.

VI. SUMMARY AND OUTLOOK

Rovibrational states of four isotopologues of the methane-water dimer have been computed using a six-dimensional intermolecular vibrational model utilizing the GENIUSH code [12, 13] and the QCHB15 potential energy surface [23]. The computed rovibrational states (with $J = 0, 1$, and 2 rotational quantum numbers) were assigned to their parent vibrational state(s) using the rigid-rotor decomposition (RRD) scheme. This assignment highlighted in all four dimers, $\text{CH}_4 \cdot \text{H}_2\text{O}$, $\text{CH}_4 \cdot \text{D}_2\text{O}$, $\text{CD}_4 \cdot \text{H}_2\text{O}$, and $\text{CD}_4 \cdot \text{D}_2\text{O}$, the existence of a reversed rovibrational energy ordering, *i.e.*, formally “negative” rotational excitation energies.

In order to better understand the complex rovibrational dynamics of this fluxional, weakly bound complex, we developed the coupled-rotor decomposition (CRD) scheme. The CRD scheme is a general approach to determine the monomers’ rotational states and their relative rotation within a rotating dimer.

For the example of the methane-water dimer the symmetry properties of the coupled-rotor functions were derived employing the G_{48} molecular symmetry (MS) group. Together with the numerically computed CRD tables this symmetry classification opens the route to an automated symmetry assignment of the rovibrational states of the dimer, a particularly useful approach for higher excited, multiply degenerate states.

As to the interpretation of the higher-energy states of the methane-water dimer, we can think of a number of challenging, open questions. Is it possible to identify the zero-point splitting manifold of the secondary minimum, ZPV(SM), similarly to the ZPV(GM) studied in the present work? Is the full ZPV(SM) bound or does it spread beyond the first dissociation threshold (which is only $D_0(\text{HH}) = 152.030 \text{ cm}^{-1}$ for $\text{CH}_4 \cdot \text{H}_2\text{O}$ on the QCHB15 PES [23]). Furthermore, by thinking in terms of the coupled-rotors picture, we may imagine energetic monomer rotational states which bring the system above the dissociation energy. Since the intermolecular angular degrees of freedom are only weakly coupled to the intermonomer stretching (the dissociation coordinate), we may expect long-lived quasi-bound states in which the energy is stored in spinning monomers. These questions highlight the extremely rich internal-rotational dynamics of this weakly bound dimer, which is worth of further

experimental and computational inquiries. Seemingly all the theoretical tools are at hand to help understanding high-resolution far-infrared spectra of these complexes.

Acknowledgment

J.S. received support from the ÚNKP-16-3 New National Excellence Program of the Ministry of Human Capacities of Hungary. The work performed by A.G.C. received support from NKFIH (grant no. K119658). E.M. acknowledges financial support from a PROMYS Grant (no. IZ11Z0_166525) of the Swiss National Science Foundation.

-
- [1] R. D. Suenram, G. T. Fraser, F. J. Lovas, and Y. Kawashima, *J. Chem. Phys.* **101**, 7230 (1994).
- [2] L. Dore, R. C. Cohen, C. A. Schmuttenmaer, K. L. Busarow, M. J. Elrod, J. G. Loeser, and R. J. Saykally, *J. Chem. Phys.* **100**, 863 (1994).
- [3] J. Sarka, A. G. Császár, S. C. Althorpe, D. J. Wales, and E. Mátyus, *Phys. Chem. Chem. Phys.* **18**, 22816 (2016).
- [4] O. Akin-Ojo and K. Szalewicz, *J. Chem. Phys.* **123**, 134311 (2005).
- [5] C. Fábri, J. Sarka, and A. G. Császár, *J. Chem. Phys.* **140**, 051101 (2014).
- [6] J. Sarka and A. G. Császár, *J. Chem. Phys.* **144**, 154309 (2016).
- [7] R. Wodraszka and U. Manthe, *J. Chem. Phys. Lett.* **6**, 4229 (2015).
- [8] H. Schmiedt, P. Jensen, and S. Schlemmer, *J. Chem. Phys.* **143**, 154302 (2015).
- [9] X.-G. Wang and J. T. Carrington, *J. Chem. Phys.* **144**, 204304 (2016).
- [10] H. Schmiedt, P. Jensen, and S. Schlemmer, *Phys. Rev. Lett.* **117**, 223002 (2016).
- [11] H. Schmiedt, P. Jensen, and S. Schlemmer, *Chem. Phys. Lett.* **672**, 34 (2017).
- [12] E. Mátyus, G. Czakó, and A. G. Császár, *J. Chem. Phys.* **130**, 134112 (2009).
- [13] C. Fábri, E. Mátyus, and A. G. Császár, *J. Chem. Phys.* **134**, 074105 (2011).
- [14] A. G. Császár, C. Fábri, T. Szidarovszky, E. Mátyus, T. Furtenbacher, and G. Czakó, *Phys. Chem. Chem. Phys.* **14**, 1085 (2012).
- [15] J. C. Light and T. Carrington Jr, *Adv. Chem. Phys.* **114**, 263 (2000).
- [16] C. Lanczos, *J. Res. Natl. Bur. Stand.* pp. 255–282 (1950).
- [17] E. Mátyus, C. Fábri, T. Szidarovszky, G. Czakó, W. D. Allen, and A. G. Császár, *J. Chem. Phys.* **133**, 034113 (2010).
- [18] C. Fábri, E. Mátyus, and A. G. Császár, *Spectrochim. Acta* **119**, 84 (2014).
- [19] C. Fábri, A. G. Császár, and G. Czakó, *J. Phys. Chem. A* **117**, 6975 (2013).
- [20] J. Sarka, D. Lauvergnat, V. Brites, A. G. Császár, and C. Léonard, *Phys. Chem. Chem. Phys.* **18**, 17678 (2016).
- [21] D. Papp, J. Sarka, T. Szidarovszky, A. G. Császár, E. Mátyus, M. Hochlaf, and T. Stoecklin, *Phys. Chem. Chem. Phys.* **19**, 8152 (2017).
- [22] E. Mátyus, T. Szidarovszky, and A. G. Császár, *J. Chem. Phys.* **141**, 154111 (2014).

- [23] C. Qu, R. Conte, P. L. Houston, and J. M. Bowman, *Phys. Chem. Chem. Phys.* **17**, 8172 (2015).
- [24] H. I. Rivera-Arrieta, J. M. Turney, and H. F. Schaefer III, *J. Chem. Theory Comput.* **13**, 1478 (2017).
- [25] G. Czako, E. Mátyus, and A. G. Császár, *J. Phys. Chem. A* **113**, 11665 (2009).
- [26] D. W. Schwenke and H. Partridge, *Spectrochim. Acta* **57A**, 887 (2001).
- [27] H. Wei and J. T. Carrington, *J. Chem. Phys.* **97**, 3029 (1992).
- [28] J. Echave and D. C. Clary, *Chem. Phys. Lett.* **190**, 225 (1992).
- [29] P. R. Bunker and P. Jensen, *Molecular symmetry and spectroscopy, 2nd Edition* (NRC Research Press, Ottawa, 1998).
- [30] G. Brocks, A. van der Avoird, B. T. Sutcliffe, and J. Tennyson, *Mol. Phys.* **50**, 1025 (1983).
- [31] J. T. Hougen, *J. Chem. Phys.* **37**, 1433 (1962).
- [32] J. T. Hougen, *J. Chem. Phys.* **39**, 358 (1963).
- [33] O. Álvarez Bajo, R. Lemus, M. Carvajal, and F. Pérez-Bernal, *Mol. Phys.* **109**, 797 (2011).
- [34] Y. Ohshima and Y. Endo, *J. Chem. Phys.* **93**, 6256 (1990).
- [35] J. M. Hutson, *J. Chem. Phys.* **92**, 157 (1990).
- [36] R. W. Randall, J. B. Ibboston, and B. Howerd, *J. Chem. Phys.* **100**, 7042 (1994).
- [37] The QCHB15 PES is based on 30467 ab initio interaction energies computed at CCSD(T)-F12b/haTZ (aug-cc-pVTZ for the carbon and oxygen atoms, cc-pVTZ for the hydrogen atoms) level of theory and is fitted with a root-mean-square error of 3.5 cm^{-1} .

SUPPLEMENTARY INFORMATION TO

**Rovibrational quantum dynamical computations for
deuterated isotopologues of the methane-water dimer**

János Sarka,^{1,2} Attila G. Császár,^{1,2} and Edit Mátyus^{1,*}

¹*Institute of Chemistry, Eötvös Loránd University,
Pázmány Péter sétány 1/A, Budapest, H-1117, Hungary*

²*MTA-ELTE Complex Chemical Systems Research Group,
P.O. Box 32, H-1518 Budapest 112, Hungary*

(Dated: June 11, 2021)

arXiv:1708.01319v1 [physics.chem-ph] 3 Aug 2017

*Electronic address: matyus@chem.elte.hu

S1. TABLES

TABLE S1: Vibrational states of $\text{CH}_4 \cdot \text{H}_2\text{O}$ (HH) with $J = 0$: energy levels, irrep labels of the G_{48} molecular symmetry group, and coupled-rotor decomposition.

Label	E [cm^{-1}]	Γ^\pm	Coupled-rotor states ($J = 0$)	
			dominant	minor
HH-J0.1	219.6	A_1^+	[0, 0 ₀₀]	[3, 0 ₀₀]
HH-J0.2-4	4.2	F_2^+	[1, 0 ₀₀]	[2, 0 ₀₀]
HH-J0.5	6.6	A_2^-	[0, 1 ₀₁]	
HH-J0.6-8	10.3	F_1^-	[1, 1 ₀₁]	[2, 1 ₀₁]
HH-J0.9-11	30.1	F_2^+	[1, 1 ₁₁]	[1, 0 ₀₀] & [2, 0 ₀₀]
HH-J0.12-14	31.6	F_2^-	[1, 1 ₁₀]	[1, 1 ₀₁] & [2, 1 ₁₀]
HH-J0.15-17	31.7	F_1^-	[1, 1 ₁₀]	[1, 1 ₀₁] & [2, 1 ₁₀]
HH-J0.18-19	35.1	E^-	[2, 1 ₁₀]	[2, 1 ₀₁]
HH-J0.20-22	35.5	F_1^+	[1, 1 ₁₁]	
HH-J0.23-24	35.7	E^+	[2, 0 ₀₀] & [2, 1 ₁₁]	
HH-J0.25	36.1	A_1^+ (SM)	[0, 0 ₀₀]	[0, 1 ₁₁] & [3, 0 ₀₀]

TABLE S2: Vibrational states of $\text{CH}_4 \cdot \text{D}_2\text{O}$ (HD) with $J = 0$. See also caption to Table S1.

Label	E [cm^{-1}]	Γ^\pm	Coupled-rotor states ($J = 0$)	
			dominant	minor
HD-J0.1	202.8	A_1^+	[0, 0 ₀₀]	[0, 2 ₀₂] & [3, 0 ₀₀]
HD-J0.2	1.0	A_2^-	[0, 1 ₀₁]	[3, 1 ₀₁]
HD-J0.3-5	3.0	F_2^+	[1, 0 ₀₀]	[1, 2 ₀₂] & [2, 0 ₀₀]
HD-J0.6-8	4.0	F_1^-	[1, 1 ₀₁]	[2, 1 ₀₁]
HD-J0.9-11	19.7	F_1^-	[1, 1 ₁₀]	
HD-J0.12-14	19.7	F_2^-	[1, 1 ₁₀]	
HD-J0.15-17	20.4	F_2^+	[1, 1 ₁₁]	[1, 2 ₁₁]
HD-J0.18-20	20.6	F_1^+	[1, 1 ₁₁]	[1, 2 ₁₁]
HD-J0.21-22	22.7	E^-	[2, 1 ₁₀]	
HD-J0.23-24	23.5	E^+	[2, 1 ₁₁]	

TABLE S3: Vibrational states of $\text{CD}_4 \cdot \text{H}_2\text{O}$ (DH) with $J = 0$. See also caption to Table S1.

Label	E [cm^{-1}]	Γ^\pm	Coupled-rotor states ($J = 0$)	
			dominant	minor
DH-J0.1	204.6	A_1^+	[0, 0 ₀₀]	[3, 0 ₀₀]
DH-J0.2-4	0.8	F_2^+	[1, 0 ₀₀]	[2, 0 ₀₀]
DH-J0.5	5.7	A_2^-	[0, 1 ₀₁]	[3, 1 ₀₁]
DH-J0.6-8	6.4	F_1^-	[1, 1 ₀₁]	[2, 1 ₀₁]
DH-J0.9-11	26.0	F_1^-	[1, 1 ₁₀]	[2, 1 ₁₀] & [3, 1 ₁₀] & [1, 1 ₀₁]
DH-J0.12-14	26.1	F_2^-	[1, 1 ₁₀]	[2, 1 ₁₀]
DH-J0.15-16	26.4	E^+	[1, 0 ₀₀] & [1, 1 ₁₁]	[2, 0 ₀₀] & [2, 1 ₁₁]
DH-J0.17-18	26.6	E^-	[2, 1 ₁₀]	
DH-J0.19-21	27.3	F_2^+	[2, 0 ₀₀]	[1, 1 ₁₁] & [2, 1 ₁₁]
DH-J0.22-24	28.9	F_1^+	[1, 1 ₁₁]	[2, 1 ₁₁]

TABLE S4: Vibrational states of $\text{CD}_4 \cdot \text{D}_2\text{O}$ (DD) with $J = 0$. See also caption to Table S1.

Label	E [cm^{-1}]	Γ^\pm	Coupled-rotor states ($J = 0$)	
			dominant	minor
DD-J0.1	184.8	A_1^+	[0, 0 ₀₀]	[0, 2 ₀₂] & [3, 0 ₀₀]
DD-J0.2-4	0.5	F_2^+	[1, 0 ₀₀]	[2, 0 ₀₀] & [1, 2 ₀₂]
DD-J0.5	0.9	A_2^-	[0, 1 ₀₁]	[3, 1 ₀₁]
DD-J0.6-8	1.3	F_1^-	[1, 1 ₀₁]	[2, 1 ₀₁]
DD-J0.9-11	15.5	F_1^-	[1, 1 ₁₀]	[2, 1 ₁₀]
DD-J0.12-14	15.5	F_2^-	[1, 1 ₁₀]	[2, 1 ₁₀]
DD-J0.15-16	15.9	E^-	[2, 1 ₁₀]	
DD-J0.17-19	16.2	F_2^+	[1, 1 ₁₁]	
DD-J0.20-22	16.2	F_1^+	[1, 1 ₁₁]	[1, 2 ₁₁]
DD-J0.23-24	16.6	E^+	[2, 1 ₁₁]	

TABLE S5: Rovibrational states of $\text{CH}_4 \cdot \text{H}_2\text{O}$ (HH) with $J = 1$: energy levels, irrep labels of the G_{48} group for the the parent vibrational state, and coupled-rotor decomposition.

Label	E [cm^{-1}]	Vib. parent	Coupled-rotor states ($J = 1$)	
			dominant	minor
HH-J1.1	0.3	A_1^+ [0.0]	[0, 0 ₀₀]	
HH-J1.2-4	4.5	F_2^+ [4.2]	[1, 0 ₀₀]	[2, 0 ₀₀]
HH-J1.5	6.9	A_2^- [6.6]	[0, 1 ₀₁]	
HH-J1.6-11	7.5	F_2^+ [30.1], F_1^+ [35.5]	[1, 0 ₀₀]	[2, 0 ₀₀]
HH-J1.12-14	10.6	F_1^- [10.3]	[1, 1 ₀₁]	[2, 1 ₀₁]
HH-J1.15-16	12.0	E^+ [35.7]	[2, 0 ₀₀]	
HH-J1.17-22	13.9	F_2^- [31.6], F_1^- [31.7]	[1, 1 ₀₁]	[2, 1 ₀₁] & [3, 1 ₀₁]
HH-J1.23-24	17.9	E^- [35.1]	[2, 1 ₀₁]	
HH-J1.25-26	25.5	A_2^- [6.6]	[0, 1 ₁₀]	[2, 1 ₀₁]
HH-J1.27-32	28.6	F_1^- [10.3]	[1, 1 ₁₀]	[1, 1 ₀₁] & [2, 1 ₁₀]
HH-J1.33-34	28.9	A_1^+ [0.0]	[0, 1 ₁₁]	[0, 2 ₁₁]
HH-J1.35-37	30.4	F_2^+ [30.1]	[1, 1 ₁₁]	[2, 0 ₀₀]
HH-J1.38-43	30.6	F_2^+ [4.2]	[1, 1 ₁₁]	[1, 0 ₀₀] & [2, 0 ₀₀]
HH-J1.44-46	31.9	F_2^- [31.6]	[1, 1 ₁₀]	[1, 1 ₀₁] & [2, 1 ₁₀]
HH-J1.47-49	32.0	F_1^- [31.7]	[1, 1 ₁₀]	[1, 1 ₀₁] & [2, 1 ₁₀]
HH-J1.50-51	35.4	E^- [35.1]	[2, 1 ₁₀]	
HH-J1.52-54	35.8	F_1^+ [35.5]	[1, 1 ₁₁]	
HH-J1.55-56	36.0	E^+ [35.7]	[2, 0 ₀₀]	[2, 1 ₁₁]

TABLE S6: Rovibrational states of $\text{CH}_4 \cdot \text{D}_2\text{O}$ (HD) with $J = 1$. See also caption to Table S5.

Label	E [cm^{-1}]	Vib. parent	Coupled-rotor states ($J = 1$)	
			dominant	minor
HD-J1.1	0.3	A_1^+ [0.0]	[0, 0 ₀₀]	[0, 2 ₀₂]
HD-J1.2	1.3	A_2^- [1.0]	[0, 1 ₀₁]	[3, 1 ₀₁]
HD-J1.3-5	3.3	F_2^+ [3.0]	[1, 0 ₀₀]	[2, 0 ₀₀] & [1, 2 ₀₂]
HD-J1.6-8	4.2	F_1^- [4.0]	[1, 1 ₀₁]	
HD-J1.9-14	6.9	F_2^+ [20.4], F_1^+ [20.6]	[1, 0 ₀₀]	[1, 2 ₀₂]
HD-J1.15-20	7.9	F_1^- [19.7], F_2^- [19.7]	[1, 1 ₀₁]	
HD-J1.21-22	10.1	E^+ [23.5]	[2, 0 ₀₀]	
HD-J1.23-24	11.0	E^- [22.7]	[2, 1 ₀₁]	
HD-J1.25-26	13.5	A_2^- [1.0]	[0, 1 ₁₀]	
HD-J1.27-28	14.3	A_1^+ [0.0]	[0, 1 ₁₁]	[0, 2 ₁₁]
HD-J1.29-34	16.2	F_1^- [4.0]	[1, 1 ₁₀]	[2, 1 ₁₀]
HD-J1.35-40	17.0	F_2^+ [3.0]	[1, 1 ₁₁]	[2, 1 ₁₁] & [1, 2 ₁₁]
HD-J1.41-43	20.0	F_1^- [19.7]	[1, 1 ₁₀]	[2, 1 ₁₀]
HD-J1.44-46	20.0	F_2^- [19.7]	[1, 1 ₁₀]	[2, 1 ₁₀]
HD-J1.47-49	20.7	F_2^+ [20.4]	[1, 1 ₁₁]	[1, 2 ₁₁]
HD-J1.50-52	20.9	F_1^+ [20.6]	[1, 1 ₁₁]	[1, 2 ₁₁]
HD-J1.53-54	23.0	E^- [22.7]	[2, 1 ₁₀]	
HD-J1.55-56	23.8	E^+ [23.5]	[2, 1 ₁₁]	

TABLE S7: Rovibrational states of $\text{CD}_4 \cdot \text{H}_2\text{O}$ (DH) with $J = 1$. See also caption to Table S5.

Label	E [cm^{-1}]	Vib. parent	Coupled-rotor states ($J = 1$)	
			dominant	minor
DH-J1.1	0.3	A_1^+ [0.0]	[0, 0 ₀₀]	
DH-J1.2-4	1.0	F_2^+ [0.8]	[1, 0 ₀₀]	[2, 0 ₀₀]
DH-J1.5-6	3.2	F_2^+ [27.2], F_1^+ [28.9]	[1, 0 ₀₀]	[2, 0 ₀₀]
DH-J1.7-10	3.2	E^+ [26.4] & F_2^+ [27.2], F_1^+ [28.9]	[1, 0 ₀₀]	
DH-J1.11-12	3.9	F_2^+ [27.2]	[2, 0 ₀₀]	
DH-J1.13	6.0	A_2^- [5.7]	[0, 1 ₀₁]	[3, 1 ₀₁]
DH-J1.14-16	6.7	F_1^- [6.4]	[1, 1 ₀₁]	[2, 1 ₀₁]
DH-J1.17-22	8.9	F_1^- [26.0], F_2^- [26.2]	[1, 1 ₀₁]	[2, 1 ₀₁] & [3, 1 ₀₁]
DH-J1.23-24	9.6	E^- [26.6]	[2, 1 ₀₁]	
DH-J1.25-26	23.7	A_2^- [5.7]	[0, 1 ₁₀]	
DH-J1.27-32	24.1	F_1^- [6.4]	[1, 1 ₁₀]	[2, 1 ₁₀]
DH-J1.33-36	26.1	F_2^+ [0.8]	[0, 1 ₁₀]	
DH-J1.37-38,41	26.3	F_1^- [26.0]	[1, 1 ₁₀]	[3, 1 ₁₀] & [2, 1 ₁₀]
DH-J1.39-40	26.3	F_2^+ [0.8]	[0, 1 ₁₀]	
DH-J1.41-44	26.4	F_2^- [26.2]	[1, 1 ₁₀]	[2, 1 ₁₀]
DH-J1.45-46	26.7	A_1^+ [0.0]	[0, 1 ₁₁]	
DH-J1.47-48	26.7	E^+ [26.4]	[1, 0 ₀₀] & [1, 1 ₁₁]	[2, 0 ₀₀] & [2, 1 ₁₁]
DH-J1.49-50	26.8	E^- [26.6]	[2, 1 ₁₀]	
DH-J1.51-53	27.9	F_2^+ [27.2]	[2, 0 ₀₀] & [1, 1 ₁₁]	[2, 1 ₁₁]
DH-J1.54-56	29.3	F_1^+ [28.9]	[1, 1 ₁₁]	

TABLE S8: Rovibrational states of $\text{CD}_4 \cdot \text{D}_2\text{O}$ (DD) with $J = 1$. See also caption to Table S5.

Label	E [cm^{-1}]	Vib. parent	Coupled-rotor states ($J = 1$)	
			dominant	minor
DD-J1.1	0.2	$A_1^+[0.0]$	$[0, 0_{00}]$	$[0, 2_{02}]$
DD-J1.2-4	0.8	$F_2^+[0.5]$	$[1, 0_{00}]$	$[2, 0_{00}]$ & $[1, 2_{02}]$
DD-J1.5	1.1	$A_2^-[0.9]$	$[0, 1_{01}]$	$[2, 1_{01}]$
DD-J1.6-8	1.6	$F_1^-[1.3]$	$[1, 1_{01}]$	$[2, 1_{01}]$
DD-J1.9-14	3.0	$F_2^+[16.2]$, $F_1^+[16.3]$	$[1, 0_{00}]$	$[2, 0_{00}]$
DD-J1.15-16	3.5	$E^+[16.6]$	$[2, 0_{00}]$	
DD-J1.17-22	3.9	$F_1^-[15.5]$, $F_2^-[15.5]$	$[1, 1_{01}]$	$[2, 1_{01}]$
DD-J1.23-24	4.4	$E^-[15.9]$	$[2, 1_{01}]$	
DD-J1.25-26	12.9	$A_2^-[0.9]$	$[0, 1_{10}]$	
DD-J1.27-32	13.3	$F_1^-[1.3]$	$[1, 1_{10}]$	$[2, 1_{10}]$
DD-J1.33-34	13.7	$A_1^+[0.0]$	$[0, 1_{11}]$	$[0, 2_{11}]$
DD-J1.35-40	14.1	$F_2^+[0.5]$	$[1, 1_{11}]$	$[2, 1_{11}]$
DD-J1.41-43	15.7	$F_1^-[15.5]$	$[1, 1_{10}]$	$[2, 1_{10}]$
DD-J1.44-46	15.7	$F_2^-[15.5]$	$[1, 1_{10}]$	$[2, 1_{10}]$
DD-J1.47-48	16.2	$E^-[15.9]$	$[2, 1_{10}]$	
DD-J1.49-51	16.4	$F_2^+[16.2]$	$[1, 1_{11}]$	
DD-J1.42-54	16.5	$F_1^+[16.3]$	$[1, 1_{11}]$	
DD-J1.55-56	16.9	$E^+[16.6]$	$[2, 1_{11}]$	

TABLE S9: Rovibrational states of $\text{CH}_4 \cdot \text{H}_2\text{O}$ (HH) with $J = 2$. See also caption to Table S5.

Label	E [cm^{-1}]	Vib. parent	Coupled-rotor states ($J = 2$)	
			dominant	minor
HH-J2.1	0.9	$A_1^+[0.0]$	$[0, 0_{00}]$	
HH-J2.2-4	5.0	$F_2^+[4.2]$	$[1, 0_{00}]$	$[2, 0_{00}]$
HH-J2.5	7.5	$A_2^-[6.6]$	$[0, 1_{01}]$	
HH-J2.6-11	8.1	$F_2^+[30.1], F_1^+[35.5]$	$[1, 0_{00}]$	$[2, 0_{00}]$
HH-J2.12-14	11.2	$F_1^-[10.3]$	$[1, 1_{01}]$	$[2, 1_{01}]$
HH-J2.15-16	12.6	$E^+[35.7]$	$[2, 0_{00}]$	
HH-J2.17-22	14.5	$F_2^-[31.6], F_1^-[31.7]$	$[1, 1_{01}]$	$[2, 1_{01}]$ & $[3, 1_{01}]$
HH-J2.23-24	18.5	$E^-[35.1]$	$[2, 1_{01}]$	
HH-J2.25-26	22.6	many Γ^+ states	$[2, 0_{00}]$	
HH-J2.27-32	25.4	many Γ^+ states	$[2, 0_{00}]$	
HH-J2.33-34	26.1	$A_2^-[6.6]$	$[0, 1_{10}]$	$[0, 1_{01}]$
HH-J2.35-36	28.8	many Γ^- states	$[2, 1_{01}]$	
HH-J2.37-42	29.2	$F_1^-[10.3]$	$[1, 1_{10}]$	$[1, 1_{01}]$ & $[2, 1_{10}]$
HH-J2.43-44	29.5	$A_1^+[0.0]$	$[0, 1_{11}]$	
HH-J2.45-47	30.9	$F_2^+[30.1]$	$[1, 1_{11}]$	$[1, 0_{00}]$ & $[2, 0_{00}]$
HH-J2.48-53	31.2	$F_2^+[4.2]$	$[1, 1_{11}]$	$[2, 0_{00}]$
HH-J2.54-59	31.6	many Γ^- states	$[2, 1_{01}]$	$[3, 1_{01}]$
HH-J2.60-62	32.5	$F_2^-[31.6]$	$[1, 1_{10}]$	$[1, 1_{01}]$
HH-J2.63-65	32.6	$F_1^-[31.7]$	$[1, 1_{10}]$	$[1, 1_{01}]$ & $[2, 1_{10}]$
HH-J2.66-71	33.0	$F_2^-[31.6], F_1^-[31.7]$	$[1, 1_{10}]$	$[2, 1_{10}]$
HH-J2.72-73	36.0	$E^-[35.1]$	$[2, 1_{10}]$	
HH-J2.74-75	36.1	$E^-[35.1]$	$[2, 1_{10}]$	
HH-J2.76-78	36.4	$F_1^+[35.5]$	$[1, 1_{11}]$	
HH-J2.79-80	36.5	$E^+[35.7]$	$[2, 0_{00}]$	
HH-J2.81-86	36.6	$F_1^+[35.5]$	$[1, 1_{11}]$	
HH-J2.87	36.9	$A_1^+(\text{SM})[36.1]$	$[0, 0_{00}]$ & $[0, 1_{11}]$	$[3, 0_{00}]$
HH-J2.88-89	38.2	$E^+[35.7]$	$[2, 1_{11}]$	

TABLE S10: Rovibrational states of $\text{CH}_4 \cdot \text{D}_2\text{O}$ (HD) with $J = 2$. See also caption to Table S5.

Label	E [cm^{-1}]	Vib. parent	Coupled-rotor states ($J = 2$)	
			dominant	minor
HD-J2.1	0.8	A_1^+ [0.0]	[0, 0 ₀₀]	[0, 2 ₀₂]
HD-J2.2	1.9	A_2^- [1.0]	[0, 1 ₀₁]	
HD-J2.3-5	3.8	F_2^+ [3.0]	[1, 0 ₀₀]	[2, 0 ₀₀] & [1, 2 ₀₂]
HD-J2.6-8	4.8	F_1^- [4.0]	[1, 1 ₀₁]	[2, 1 ₀₁]
HD-J2.9-14	7.4	F_2^+ [20.4], F_1^+ [20.6]	[1, 0 ₀₀]	[1, 2 ₀₂]
HD-J2.15-20	8.4	F_1^- [19.7], F_2^- [19.7]	[1, 1 ₀₁]	[2, 1 ₀₁]
HD-J2.21-22	10.7	E^+ [22.7]	[2, 0 ₀₀]	
HD-J2.23-24	11.6	E^- [23.5]	[2, 1 ₀₁]	
HD-J2.25-26	14.0	A_2^- [1.0]	[0, 1 ₁₀]	
HD-J2.27-28	14.9	A_1^+ [0.0]	[0, 1 ₁₁]	[0, 2 ₁₁]
HD-J2.29-34	16.8	F_1^- [4.0]	[1, 1 ₁₀]	[2, 1 ₁₀]
HD-J2.35-40	17.6	F_2^+ [3.0]	[1, 1 ₁₁]	[2, 1 ₁₁] & [1, 2 ₁₁]
HD-J2.41-46	20.4	F_1^- [19.7], F_2^- [19.7]	[1, 1 ₁₀]	
HD-J2.47-49	20.6	F_1^- [19.7]	[1, 1 ₁₀]	[2, 1 ₁₀]
HD-J2.50-52	20.6	F_2^- [19.7]	[1, 1 ₁₀]	[2, 1 ₁₀]
HD-J2.53-54,57	21.2	F_2^+ [20.4]	[1, 1 ₁₁]	
HD-J2.55-56,58	21.2	F_2^+ [20.4], F_1^+ [20.6]	[1, 1 ₁₁]	[1, 2 ₁₁]
HD-J2.59-61	21.3	F_2^+ [20.4], F_1^+ [20.6]	[1, 1 ₁₁]	[1, 2 ₁₁]
HD-J2.62-64	21.5	F_1^+ [20.6]	[1, 1 ₁₁]	[1, 2 ₁₁]
HD-J2.65-66	21.8	many Γ^+ states	[2, 0 ₀₀]	
HD-J2.67-68	22.8	many Γ^- states	[2, 1 ₀₁]	
HD-J2.69-72	23.6	E^- [23.5]	[2, 1 ₁₀]	
HD-J2.73-74	24.1	E^+ [22.7]	[2, 1 ₁₁]	
HD-J2.75-76	24.3	E^+ [22.7]	[2, 1 ₁₁]	
HD-J2.77-82	24.3	many Γ^+ states	[2, 0 ₀₀]	[2, 2 ₀₂]
HD-J2.83-88	25.3	many Γ^- states	[2, 1 ₀₁]	

TABLE S11: Rovibrational states of $\text{CD}_4 \cdot \text{H}_2\text{O}$ (DH) with $J = 2$. See also caption to Table S5.

Label	E [cm^{-1}]	Vib. parent	Coupled-rotor states ($J = 2$)	
			dominant	minor
DH-J2.1	0.8	A_1^+ [0.0]	[0, 0 ₀₀]	
DH-J2.2-4	1.5	F_2^+ [0.8]	[1, 0 ₀₀]	[2, 0 ₀₀]
DH-J2.5-6	3.7	F_2^+ [27.2], F_1^+ [28.9]	[1, 0 ₀₀]	[2, 0 ₀₀]
DH-J2.7-10	3.7	E^+ [26.4] & F_2^+ [27.2], F_1^+ [28.9]	[1, 0 ₀₀]	
DH-J2.11-12	4.4	F_2^+ [27.2]	[2, 0 ₀₀]	
DH-J2.13	6.5	A_2^- [5.7]	[0, 1 ₀₁]	[3, 1 ₀₁]
DH-J2.14-16	7.2	F_1^- [6.4]	[1, 1 ₀₁]	[2, 1 ₀₁]
DH-J2.17-22	9.4	F_1^- [26.0], F_2^- [26.2]	[1, 1 ₀₁]	[2, 1 ₀₁], [3, 1 ₀₁]
DH-J2.23-24	10.1	E^- [26.6]	[2, 1 ₀₁]	
DH-J2.25-26	11.0	many Γ^+ states	[2, 0 ₀₀]	
DH-J2.27-32	11.6	many Γ^+ states	[2, 0 ₀₀]	[4, 0 ₀₀]
DH-J2.33-34	16.7	many Γ^- states	[2, 1 ₀₁]	
DH-J2.35-40	17.3	many Γ^- states	[2, 1 ₀₁]	[3, 1 ₀₁]
DH-J2.41-42	24.2	A_2^- [5.7]	[0, 1 ₁₀]	
DH-J2.43-48	24.6	F_1^- [6.4]	[1, 1 ₁₀] & [2, 1 ₁₀]	
DH-J2.49-52	26.6	F_2^+ [0.8]	[1, 1 ₁₁]	[2, 0 ₀₀]
DH-J2.53-54,57	26.8	F_1^- [26.0]	[1, 1 ₁₀]	
DH-J2.55-56	26.8	F_2^+ [0.8]	[1, 1 ₁₁]	[2, 0 ₀₀]
DH-J2.57-60,64	26.9	F_2^- [26.2]	[1, 1 ₁₀]	[2, 1 ₁₀]
DH-J2.62-63	27.0	F_1^- [26.0], F_2^- [26.2]	[1, 1 ₁₀]	[2, 1 ₁₀]
DH-J2.65-66	27.0	F_1^- [26.0], F_2^- [26.2]	[1, 1 ₁₀]	[2, 1 ₁₀]
DH-J2.67-68	27.2	A_1^+ [0.0]	[0, 1 ₁₁]	
DH-J2.69-70	27.2	E^+ [26.4]	[1, 0 ₀₀]	[2, 0 ₀₀]
DH-J2.71-72	27.3	E^- [26.6]	[2, 1 ₁₀]	
DH-J2.73-74	27.3	E^- [26.6]	[2, 1 ₁₀]	
DH-J2.75-77	28.4	F_2^+ [27.2]	[2, 0 ₀₀]	[1, 1 ₁₁] & [2, 1 ₁₁]
DH-J2.78-79	29.4	F_2^+ [27.2]	[2, 1 ₁₁]	
DH-J2.80-82	29.8	F_1^+ [28.9]	[1, 1 ₁₁]	[2, 1 ₁₁]
DH-J2.83-88	30.1	F_2^+ [27.2], F_1^+ [28.9]	[1, 1 ₁₁]	

TABLE S12: Rovibrational states of $\text{CD}_4 \cdot \text{D}_2\text{O}$ (DD) with $J = 2$. See also caption to Table S5.

Label	E [cm^{-1}]	Vib. parent	Coupled-rotor states ($J = 2$)	
			dominant	minor
DD-J2.1	0.7	$A_1^+[0.0]$	$[0, 0_{00}]$	$[0, 2_{02}]$
DD-J2.2-4	1.2	$F_2^+[0.5]$	$[1, 0_{00}]$	$[2, 0_{00}]$ & $[1, 2_{02}]$
DD-J2.5	1.6	$A_2^-[0.9]$	$[0, 1_{01}]$	$[3, 1_{01}]$
DD-J2.6-8	2.1	$F_1^-[1.3]$	$[1, 1_{01}]$	$[2, 1_{01}]$
DD-J2.9-14	3.5	$F_2^+[16.2]$, $F_1^+[16.3]$	$[1, 0_{00}]$	$[2, 0_{00}]$
DD-J2.15-16	4.0	$E^+[16.6]$	$[2, 0_{00}]$	
DD-J2.17-22	4.4	$F_1^-[15.5]$, $F_2^-[15.5]$	$[1, 1_{01}]$	$[1, 1_{10}]$ & $[3, 1_{01}]$
DD-J2.23-24	4.8	$E^-[15.9]$	$[2, 1_{01}]$	
DD-J2.25-26	10.9	many Γ^+ states	$[2, 0_{00}]$	
DD-J2.27-32	11.3	many Γ^+ states	$[2, 0_{00}]$	$[3, 0_{00}]$
DD-J2.33-34	11.7	many Γ^- states	$[2, 1_{01}]$	
DD-J2.35-40	12.2	many Γ^- states	$[2, 1_{01}]$ & $[3, 1_{01}]$	
DD-J2.41-42	13.4	$A_2^-[0.9]$	$[0, 1_{10}]$	
DD-J2.43-48	13.8	$F_1^-[1.3]$	$[1, 1_{10}]$	$[2, 1_{10}]$
DD-J2.49-50	14.2	$A_1^+[0.0]$	$[0, 1_{11}]$	$[0, 2_{11}]$
DD-J2.51-56	14.6	$F_2^+[0.5]$	$[1, 1_{11}]$	
DD-J2.57-62	16.0	$F_1^-[15.5]$, $F_2^-[15.5]$	$[1, 1_{10}]$	$[2, 1_{10}]$
DD-J2.63-65	16.3	$F_1^-[15.5]$	$[1, 1_{10}]$	$[2, 1_{10}]$
DD-J2.66-68	16.3	$F_2^-[15.5]$	$[1, 1_{10}]$	$[2, 1_{10}]$
DD-J2.69-70	16.4	$E^-[15.9]$	$[2, 1_{10}]$	
DD-J2.71-72	16.6	$E^-[15.9]$	$[2, 1_{10}]$	
DD-J2.73-78	16.8	$F_2^+[16.2]$, $F_1^+[16.3]$	$[1, 1_{11}]$	
DD-J2.79-81	17.0	$F_2^+[16.2]$	$[1, 1_{11}]$	
DD-J2.82-84	17.0	$F_1^+[16.3]$	$[1, 1_{11}]$	
DD-J2.85-86	17.2	$E^+[16.6]$	$[2, 1_{11}]$	
DD-J2.87-88	17.4	$E^+[16.6]$	$[2, 1_{11}]$	

TABLE S13: Sum of the energies of the methane and the water rotors in CH₄ · H₂O (HH).

CH ₄ · H ₂ O		j^M		0	1	2	3	4	5	6
j^W	k_a	k_c	E [cm ⁻¹]	0.0	10.2	30.5	61.1	101.8	152.7	213.8
0	0	0	0.0	0.0	10.2	30.5	61.1	101.8	152.7	213.8
1	0	1	23.2	23.2	33.4	53.8	84.3	125.1	176.0	237.0
1	1	1	35.5	35.5	45.7	66.1	96.6	137.3	188.2	249.3
1	1	0	40.4	40.4	50.6	71.0	101.5	142.2	193.1	254.2
2	0	2	68.5	68.5	78.7	99.1	129.6	170.3	221.2	282.3
2	1	2	77.1	77.1	87.3	107.7	138.2	178.9	229.8	290.9
2	1	1	91.8	91.8	102.0	122.3	152.9	193.6	244.5	305.6
2	2	1	128.7	128.7	138.8	159.2	189.7	230.5	281.4	342.5
2	2	0	129.8	129.8	140.0	160.4	190.9	231.7	282.6	343.7
3	0	3	133.9	133.9	144.0	164.4	194.9	235.7	286.6	347.7
3	1	3	138.8	138.8	149.0	169.3	199.9	240.6	291.5	352.6
3	1	2	168.0	168.0	178.2	198.5	229.1	269.8	320.7	381.8
3	2	2	198.4	198.4	208.5	228.9	259.5	300.2	351.1	412.2
3	2	1	203.9	203.9	214.1	234.5	265.0	305.8	356.7	417.8
3	3	1	272.7	272.7	282.9	303.3	333.8	374.5	425.4	486.5
3	3	0	272.9	272.9	283.1	303.4	334.0	374.7	425.6	486.7

TABLE S14: Sum of the energies of the methane and the water rotors in CH₄ · D₂O (HD).

CH ₄ · D ₂ O		j^M		0	1	2	3	4	5	6
j^W	k_a	k_c	E [cm ⁻¹]	0.0	10.2	30.5	61.1	101.8	152.7	213.8
0	0	0	0.0	0.0	10.2	30.5	61.1	101.8	152.7	213.8
1	0	1	11.9	11.9	22.1	42.5	73.0	113.7	164.6	225.7
1	1	1	19.6	19.6	29.8	50.1	80.7	121.4	172.3	233.4
1	1	0	21.9	21.9	32.1	52.5	83.0	123.7	174.6	235.7
2	0	2	35.3	35.3	45.5	65.8	96.4	137.1	188.0	249.1
2	1	2	41.1	41.1	51.3	71.7	102.2	142.9	193.8	254.9
2	1	1	48.1	48.1	58.2	78.6	109.1	149.9	200.8	261.9
2	2	1	71.1	71.1	81.3	101.7	132.2	172.9	223.8	284.9
2	2	0	71.6	71.6	81.7	102.1	132.7	173.4	224.3	285.4
3	0	3	69.4	69.4	79.5	99.9	130.5	171.2	222.1	283.2
3	1	3	73.2	73.2	83.3	103.7	134.2	175.0	225.9	287.0
3	1	2	86.9	86.9	97.1	117.5	148.0	188.8	239.7	300.8
3	2	2	106.9	106.9	117.0	137.4	168.0	208.7	259.6	320.7
3	2	1	109.0	109.0	119.2	139.5	170.1	210.8	261.7	322.8
3	3	1	151.3	151.3	161.5	181.9	212.4	253.2	304.1	365.1
3	3	0	151.4	151.4	161.6	181.9	212.5	253.2	304.1	365.2

TABLE S15: Sum of the energies of the methane and the water rotors in CD₄ · H₂O (DH).

CD ₄ · H ₂ O		j^M		0	1	2	3	4	5	6
j^W	k_a	k_c	E [cm ⁻¹]	0.0	5.1	15.4	30.9	51.5	77.2	108.1
0	0	0	0.0	0.0	5.1	15.4	30.9	51.5	77.2	108.1
1	0	1	23.2	23.2	28.4	38.7	54.1	74.7	100.4	131.3
1	1	1	35.5	35.5	40.7	51.0	66.4	87.0	112.7	143.6
1	1	0	40.4	40.4	45.6	55.9	71.3	91.9	117.6	148.5
2	0	2	68.5	68.5	73.7	84.0	99.4	120.0	145.7	176.6
2	1	2	77.1	77.1	82.3	92.5	108.0	128.6	154.3	185.2
2	1	1	91.8	91.8	96.9	107.2	122.7	143.3	169.0	199.9
2	2	1	128.7	128.7	133.8	144.1	159.5	180.1	205.8	236.7
2	2	0	129.8	129.8	135.0	145.3	160.7	181.3	207.0	237.9
3	0	3	133.9	133.9	139.0	149.3	164.7	185.3	211.0	241.9
3	1	3	138.8	138.8	143.9	154.2	169.7	190.3	216.0	246.9
3	1	2	168.0	168.0	173.1	183.4	198.9	219.4	245.2	276.1
3	2	2	198.4	198.4	203.5	213.8	229.2	249.8	275.6	306.4
3	2	1	203.9	203.9	209.1	219.4	234.8	255.4	281.1	312.0
3	3	1	272.7	272.7	277.9	288.2	303.6	324.2	349.9	380.8
3	3	0	272.9	272.9	278.1	288.3	303.8	324.4	350.1	381.0

TABLE S16: Sum of the energies of the methane and the water rotors in CD₄ · D₂O (DD).

CD ₄ · D ₂ O		j^M		0	1	2	3	4	5	6
j^W	k_a	k_c	E [cm ⁻¹]	0.0	5.1	15.4	30.9	51.5	77.2	108.1
0	0	0	0.0	0.0	5.1	15.4	30.9	51.5	77.2	108.1
1	0	1	11.9	11.9	17.1	27.4	42.8	63.4	89.1	120.0
1	1	1	19.6	19.6	24.8	35.0	50.5	71.1	96.8	127.7
1	1	0	21.9	21.9	27.1	37.4	52.8	73.4	99.1	130.0
2	0	2	35.3	35.3	40.4	50.7	66.2	86.8	112.5	143.4
2	1	2	41.1	41.1	46.3	56.6	72.0	92.6	118.3	149.2
2	1	1	48.1	48.1	53.2	63.5	78.9	99.5	125.2	156.1
2	2	1	71.1	71.1	76.3	86.6	102.0	122.6	148.3	179.2
2	2	0	71.6	71.6	76.7	87.0	102.4	123.0	148.8	179.6
3	0	3	69.4	69.4	74.5	84.8	100.2	120.8	146.6	177.4
3	1	3	73.2	73.2	78.3	88.6	104.0	124.6	150.3	181.2
3	1	2	86.9	86.9	92.1	102.4	117.8	138.4	164.1	195.0
3	2	2	106.9	106.9	112.0	122.3	137.7	158.3	184.1	214.9
3	2	1	109.0	109.0	114.1	124.4	139.9	160.5	186.2	217.1
3	3	1	151.3	151.3	156.5	166.8	182.2	202.8	228.5	259.4
3	3	0	151.4	151.4	156.5	166.8	182.3	202.9	228.6	259.5

TABLE S17: Coupling energy, E_c defined in Section III, of the rotors for the studied methane-water isotopologues with $J = 0$. The second column contains the analytic solution in $2\mu R^2$ units, the remaining columns give the numerical value of E_c in cm^{-1} for the equilibrium distance, $R = R_{\text{eq}} = 6.5$ bohr, and for an arbitrarily chosen large value, $R = 100$ bohr. The reduced masses are $\mu_{\text{HH}} = 8.481697$ u, $\mu_{\text{HD}} = 8.903115$ u, $\mu_{\text{DH}} = 9.489256$ u, and $\mu_{\text{DD}} = 10.01987$ u.

$J = 0$		$\text{CH}_4 \cdot \text{H}_2\text{O}$		$\text{CH}_4 \cdot \text{D}_2\text{O}$		$\text{CD}_4 \cdot \text{H}_2\text{O}$		$\text{CD}_4 \cdot \text{D}_2\text{O}$	
j	$E_c \cdot 2\mu R^2$	R_{eq}	R_{100}	R_{eq}	R_{100}	R_{eq}	R_{100}	R_{eq}	R_{100}
0	0	0.000	0.000	0.000	0.000	0.000	0.000	0.000	0.000
1	2	0.336	0.001	0.320	0.001	0.300	0.001	0.284	0.001
2	6	1.008	0.004	0.960	0.004	0.901	0.004	0.853	0.004
3	12	2.016	0.009	1.920	0.008	1.802	0.008	1.706	0.007
4	20	3.360	0.014	3.201	0.014	3.003	0.013	2.844	0.012
5	30	5.040	0.021	4.801	0.020	4.505	0.019	4.266	0.018

TABLE S18: Coupling energy, E_c in cm^{-1} , for $J = 1$. See also caption to Table S17.

$J = 1$		$\text{CH}_4 \cdot \text{H}_2\text{O}$		$\text{CH}_4 \cdot \text{D}_2\text{O}$		$\text{CD}_4 \cdot \text{H}_2\text{O}$		$\text{CD}_4 \cdot \text{D}_2\text{O}$	
j	$E_c \cdot 2\mu R^2$	R_{eq}	R_{100}	R_{eq}	R_{100}	R_{eq}	R_{100}	R_{eq}	R_{100}
0	2	0.336	0.001	0.320	0.001	0.300	0.001	0.284	0.001
1	6	1.008	0.004	0.960	0.004	0.901	0.004	0.853	0.004
	2	0.336	0.001	0.320	0.001	0.300	0.001	0.284	0.001
	0	0.000	0.000	0.000	0.000	0.000	0.000	0.000	0.000
2	12	2.016	0.009	1.920	0.008	1.802	0.008	1.706	0.007
	6	1.008	0.004	0.960	0.004	0.901	0.004	0.853	0.004
	2	0.336	0.001	0.320	0.001	0.300	0.001	0.284	0.001
3	20	3.360	0.014	3.201	0.014	3.003	0.013	2.844	0.012
	12	2.016	0.009	1.920	0.008	1.802	0.008	1.706	0.007
	6	1.008	0.004	0.960	0.004	0.901	0.004	0.853	0.004
4	30	5.040	0.021	4.801	0.020	4.505	0.019	4.266	0.018
	20	3.360	0.014	3.201	0.014	3.003	0.013	2.844	0.012
	12	2.016	0.009	1.920	0.008	1.802	0.008	1.706	0.007
5	42	7.056	0.030	6.722	0.028	6.306	0.027	5.972	0.025
	30	5.040	0.021	4.801	0.020	4.505	0.019	4.266	0.018
	20	3.360	0.014	3.201	0.014	3.003	0.013	2.844	0.012

TABLE S19: Coupling energy, E_c in cm^{-1} , for $J = 2$. See also caption to Table S17.

$J = 2$		$\text{CH}_4 \cdot \text{H}_2\text{O}$		$\text{CH}_4 \cdot \text{D}_2\text{O}$		$\text{CD}_4 \cdot \text{H}_2\text{O}$		$\text{CD}_4 \cdot \text{D}_2\text{O}$	
j	$E_c \cdot 2\mu R^2$	R_{eq}	R_{100}	R_{eq}	R_{100}	R_{eq}	R_{100}	R_{eq}	R_{100}
0	6	1.008	0.004	0.960	0.004	0.901	0.004	0.853	0.004
1	12	2.016	0.009	1.920	0.008	1.802	0.008	1.706	0.007
	6	1.008	0.004	0.960	0.004	0.901	0.004	0.853	0.004
2	2	0.336	0.001	0.320	0.001	0.300	0.001	0.284	0.001
	20	3.360	0.014	3.201	0.014	3.003	0.013	2.844	0.012
	12	2.016	0.009	1.920	0.008	1.802	0.008	1.706	0.007
	6	1.008	0.004	0.960	0.004	0.901	0.004	0.853	0.004
3	2	0.336	0.001	0.320	0.001	0.300	0.001	0.284	0.001
	0	0.000	0.000	0.000	0.000	0.000	0.000	0.000	0.000
	30	5.040	0.021	4.801	0.020	4.505	0.019	4.266	0.018
	20	3.360	0.014	3.201	0.014	3.003	0.013	2.844	0.012
	12	2.016	0.009	1.920	0.008	1.802	0.008	1.706	0.007
4	6	1.008	0.004	0.960	0.004	0.901	0.004	0.853	0.004
	2	0.336	0.001	0.320	0.001	0.300	0.001	0.284	0.001
	42	7.056	0.030	6.722	0.028	6.306	0.027	5.972	0.025
	30	5.040	0.021	4.801	0.020	4.505	0.019	4.266	0.018
	20	3.360	0.014	3.201	0.014	3.003	0.013	2.844	0.012
5	12	2.016	0.009	1.920	0.008	1.802	0.008	1.706	0.007
	6	1.008	0.004	0.960	0.004	0.901	0.004	0.853	0.004
	56	9.407	0.040	8.962	0.038	8.409	0.036	7.963	0.034
	42	7.056	0.030	6.722	0.028	6.306	0.027	5.972	0.025
	30	5.040	0.021	4.801	0.020	4.505	0.019	4.266	0.018
5	20	3.360	0.014	3.201	0.014	3.003	0.013	2.844	0.012
	12	2.016	0.009	1.920	0.008	1.802	0.008	1.706	0.007

S2. CHARACTER TABLES

TABLE S20: Character table of the $C_{2v}(\text{M})$ molecular symmetry group.

$C_{2v}(\text{M})$	E	(ab)	E^*	$[(ab)]^*$
n_{cl}	1	1	1	1
A_1	1	1	1	1
A_2	1	1	-1	-1
B_1	1	-1	-1	1
B_2	1	-1	1	-1

TABLE S21: Character table of the $T_d(\text{M})$ molecular symmetry group.

$T_d(\text{M})$	E	(123)	$(14)(23)$	$[(1423)]^*$	$[(23)]^*$
n_{cl}	1	8	3	6	6
A_1	1	1	1	1	1
A_2	1	1	1	-1	-1
E	2	-1	2	0	0
F_1	3	0	-1	1	-1
F_2	3	0	-1	-1	1

TABLE S22: Character table of the molecular symmetry group of $\text{CH}_4 \cdot \text{H}_2\text{O}$, G_{48} (the table is taken from Ref. [1] but with explicit notation for space inversion).

G_{48}	E	(123)	$(14)(23)$	$[(1423)(ab)]^*$	$[(23)(ab)]^*$	(ab)	$(123)(ab)$	$(14)(23)(ab)$	$[(1423)]^*$	$[(23)]^*$
n_{cl}	1	8	3	6	6	1	8	3	6	6
A_1^+	1	1	1	1	1	1	1	1	1	1
A_2^+	1	1	1	-1	-1	1	1	1	-1	-1
E^+	2	-1	2	0	0	2	-1	2	0	0
F_1^+	3	0	-1	1	-1	3	0	-1	1	-1
F_2^+	3	0	-1	-1	1	3	0	-1	-1	1
A_1^-	1	1	1	1	1	-1	-1	-1	-1	-1
A_2^-	1	1	1	-1	-1	-1	-1	-1	1	1
E^-	2	-1	2	0	0	-2	1	-2	0	0
F_1^-	3	0	-1	1	-1	-3	0	1	-1	1
F_2^-	3	0	-1	-1	1	-3	0	1	1	-1

TABLE S23: Characters and irrep decomposition of the $[[j^M, j_{k_a k_c}^W]_j, \Lambda]_J$ coupled-rotor functions which dominate the ZPV(GM) splitting manifold with $J = 1$ and Γ^+ symmetry in the G_{48} group (see also Figure 3).

Γ	E	(123)	(14)(23)	[(1423)(ab)]*	[(23)(ab)]*	(ab)	(123)(ab)	(14)(23)(ab)	[(1423)]*	[(23)]*	Irreps
	1	8	3	6	6	1	8	3	6	6	
$[[0, 0_{00}]_0, 1]_1$	1	1	1	-1	-1	1	1	1	-1	-1	A_2^+
$[[0, 1_{11}]_1, 0]_1$	1	1	1	-1	-1	1	1	1	-1	-1	A_2^+
$[[0, 1_{11}]_1, 1]_1$	1	1	1	1	1	1	1	1	1	1	A_1^+
$[[0, 1_{11}]_1, 2]_1$	1	1	1	-1	-1	1	1	1	-1	-1	A_2^+
$[[1, 0_{00}]_1, 0]_1$	3	0	-1	1	-1	3	0	-1	1	-1	F_1^+
$[[1, 0_{00}]_1, 1]_1$	3	0	-1	-1	1	3	0	-1	-1	1	F_2^+
$[[1, 0_{00}]_1, 2]_1$	3	0	-1	1	-1	3	0	-1	1	-1	F_1^+
$[[1, 1_{11}]_0, 1]_1$	3	0	-1	1	-1	3	0	-1	1	-1	F_1^+
$[[1, 1_{11}]_1, 0]_1$	3	0	-1	-1	1	3	0	-1	-1	1	F_2^+
$[[1, 1_{11}]_1, 1]_1$	3	0	-1	1	-1	3	0	-1	1	-1	F_1^+
$[[1, 1_{11}]_1, 2]_1$	3	0	-1	-1	1	3	0	-1	-1	1	F_2^+
$[[1, 1_{11}]_2, 1]_1$	3	0	-1	1	-1	3	0	-1	1	-1	F_1^+
$[[1, 1_{11}]_2, 2]_1$	3	0	-1	-1	1	3	0	-1	-1	1	F_2^+
$[[1, 1_{11}]_2, 3]_1$	3	0	-1	1	-1	3	0	-1	1	-1	F_1^+
$[[2, 0_{00}]_2, 1]_1$	5	-1	1	1	-1	5	-1	1	1	-1	$E^+ \oplus F_1^+$
$[[2, 0_{00}]_2, 2]_1$	5	-1	1	-1	1	5	-1	1	-1	1	$E^+ \oplus F_2^+$
$[[2, 0_{00}]_2, 3]_1$	5	-1	1	1	-1	5	-1	1	1	-1	$E^+ \oplus F_1^+$
$[[2, 1_{11}]_1, 0]_1$	5	-1	1	1	-1	5	-1	1	1	-1	$E^+ \oplus F_1^+$
$[[2, 1_{11}]_1, 1]_1$	5	-1	1	-1	1	5	-1	1	-1	1	$E^+ \oplus F_2^+$
$[[2, 1_{11}]_1, 2]_1$	5	-1	1	1	-1	5	-1	1	1	-1	$E^+ \oplus F_1^+$
$[[2, 1_{11}]_2, 1]_1$	5	-1	1	-1	1	5	-1	1	-1	1	$E^+ \oplus F_2^+$
$[[2, 1_{11}]_2, 2]_1$	5	-1	1	1	-1	5	-1	1	1	-1	$E^+ \oplus F_1^+$
$[[2, 1_{11}]_2, 3]_1$	5	-1	1	-1	1	5	-1	1	-1	1	$E^+ \oplus F_2^+$

TABLE S24: Characters and irrep decomposition of the $[[j^M, j_{k_a k_c}^W]_j, \Lambda]_J$ coupled-rotor functions which dominate the ZPV(GM) splitting manifold with $J = 1$ and Γ^- symmetry in the G_{48} group (see also Figure 4).

Γ	E	(123)	(14)(23)	[(1423)(ab)]*	[(23)(ab)]*	(ab)	(123)(ab)	(14)(23)(ab)	[(1423)]*	[(23)]*	Irreps
	1	8	3	6	6	1	8	3	6	6	
$[[0, 1_{01}]_1, 0]_1$	1	1	1	1	1	-1	-1	-1	-1	-1	A_1^-
$[[0, 1_{01}]_1, 1]_1$	1	1	1	-1	-1	-1	-1	-1	1	1	A_2^-
$[[0, 1_{01}]_1, 2]_1$	1	1	1	1	1	-1	-1	-1	-1	-1	A_1^-
$[[0, 1_{10}]_1, 0]_1$	1	1	1	-1	-1	-1	-1	-1	1	1	A_2^-
$[[0, 1_{10}]_1, 1]_1$	1	1	1	1	1	-1	-1	-1	-1	-1	A_1^-
$[[0, 1_{10}]_1, 2]_1$	1	1	1	-1	-1	-1	-1	-1	1	1	A_2^-
$[[1, 1_{01}]_0, 1]_1$	3	0	-1	-1	1	-3	0	1	1	-1	F_2^-
$[[1, 1_{01}]_1, 0]_1$	3	0	-1	1	-1	-3	0	1	-1	1	F_1^-
$[[1, 1_{01}]_1, 1]_1$	3	0	-1	-1	1	-3	0	1	1	-1	F_2^-
$[[1, 1_{01}]_1, 2]_1$	3	0	-1	1	-1	-3	0	1	-1	1	F_1^-
$[[1, 1_{01}]_2, 1]_1$	3	0	-1	-1	1	-3	0	1	1	-1	F_2^-
$[[1, 1_{01}]_2, 2]_1$	3	0	-1	1	-1	-3	0	1	-1	1	F_1^-
$[[1, 1_{01}]_2, 3]_1$	3	0	-1	-1	1	-3	0	1	1	-1	F_2^-
$[[1, 1_{10}]_0, 1]_1$	3	0	-1	1	-1	-3	0	1	-1	1	F_1^-
$[[1, 1_{10}]_1, 0]_1$	3	0	-1	-1	1	-3	0	1	1	-1	F_2^-
$[[1, 1_{10}]_1, 1]_1$	3	0	-1	1	-1	-3	0	1	-1	1	F_1^-
$[[1, 1_{10}]_1, 2]_1$	3	0	-1	-1	1	-3	0	1	1	-1	F_2^-
$[[1, 1_{10}]_2, 1]_1$	3	0	-1	1	-1	-3	0	1	-1	1	F_1^-
$[[1, 1_{10}]_2, 2]_1$	3	0	-1	-1	1	-3	0	1	1	-1	F_2^-
$[[1, 1_{10}]_2, 3]_1$	3	0	-1	1	-1	-3	0	1	-1	1	F_1^-
$[[2, 1_{01}]_1, 0]_1$	5	-1	1	-1	1	-5	1	-1	1	-1	$E^- \oplus F_2^-$
$[[2, 1_{01}]_1, 1]_1$	5	-1	1	1	-1	-5	1	-1	-1	1	$E^- \oplus F_1^-$
$[[2, 1_{01}]_1, 2]_1$	5	-1	1	-1	1	-5	1	-1	1	-1	$E^- \oplus F_2^-$
$[[2, 1_{01}]_2, 1]_1$	5	-1	1	1	-1	-5	1	-1	-1	1	$E^- \oplus F_1^-$
$[[2, 1_{01}]_2, 2]_1$	5	-1	1	-1	1	-5	1	-1	1	-1	$E^- \oplus F_2^-$
$[[2, 1_{01}]_2, 3]_1$	5	-1	1	1	-1	-5	1	-1	-1	1	$E^- \oplus F_1^-$
$[[2, 1_{01}]_3, 2]_1$	5	-1	1	-1	1	-5	1	-1	1	-1	$E^- \oplus F_2^-$
$[[2, 1_{01}]_3, 3]_1$	5	-1	1	1	-1	-5	1	-1	-1	1	$E^- \oplus F_1^-$
$[[2, 1_{01}]_3, 4]_1$	5	-1	1	-1	1	-5	1	-1	1	-1	$E^- \oplus F_2^-$
$[[2, 1_{10}]_1, 0]_1$	5	-1	1	1	-1	-5	1	-1	-1	1	$E^- \oplus F_1^-$
$[[2, 1_{10}]_1, 1]_1$	5	-1	1	-1	1	-5	1	-1	1	-1	$E^- \oplus F_2^-$
$[[2, 1_{10}]_1, 2]_1$	5	-1	1	1	-1	-5	1	-1	-1	1	$E^- \oplus F_1^-$
$[[2, 1_{10}]_2, 1]_1$	5	-1	1	-1	1	-5	1	-1	1	-1	$E^- \oplus F_2^-$
$[[2, 1_{10}]_2, 2]_1$	5	-1	1	1	-1	-5	1	-1	-1	1	$E^- \oplus F_1^-$
$[[2, 1_{10}]_2, 3]_1$	5	-1	1	-1	1	-5	1	-1	1	-1	$E^- \oplus F_2^-$
$[[2, 1_{10}]_3, 2]_1$	5	-1	1	1	-1	-5	1	-1	-1	1	$E^- \oplus F_1^-$
$[[2, 1_{10}]_3, 3]_1$	5	-1	1	-1	1	-5	1	-1	1	-1	$E^- \oplus F_2^-$
$[[2, 1_{10}]_3, 4]_1$	5	-1	1	1	-1	-5	1	-1	-1	1	$E^- \oplus F_1^-$

TABLE S25: Characters and irrep decomposition of the $[[j^M, j_{k_a k_c}^W]_j, \Lambda]_J$ coupled-rotor functions which dominate the ZPV(GM) splitting manifold with $J = 2$ and Γ^+ symmetry in the G_{48} group (see also Figure 3).

Γ	E	(123)	(14)(23)	[(1423)(ab)]*	[(23)(ab)]*	(ab)	(123)(ab)	(14)(23)(ab)	[(1423)]*	[(23)]*	Irreps
	1	8	3	6	6	1	8	3	6	6	
$[[0, 0_{00}]_0, 2]_2$	1	1	1	1	1	1	1	1	1	1	A_1^+
$[[0, 1_{11}]_1, 1]_2$	1	1	1	1	1	1	1	1	1	1	A_1^+
$[[0, 1_{11}]_1, 2]_2$	1	1	1	-1	-1	1	1	1	-1	-1	A_2^+
$[[0, 1_{11}]_1, 3]_2$	1	1	1	1	1	1	1	1	1	1	A_1^+
$[[1, 0_{00}]_1, 1]_2$	3	0	-1	-1	1	3	0	-1	-1	1	F_2^+
$[[1, 0_{00}]_1, 2]_2$	3	0	-1	1	-1	3	0	-1	1	-1	F_1^+
$[[1, 0_{00}]_1, 3]_2$	3	0	-1	-1	1	3	0	-1	-1	1	F_2^+
$[[1, 1_{11}]_0, 2]_2$	3	0	-1	-1	1	3	0	-1	-1	1	F_2^+
$[[1, 1_{11}]_1, 1]_2$	3	0	-1	1	-1	3	0	-1	1	-1	F_1^+
$[[1, 1_{11}]_1, 2]_2$	3	0	-1	-1	1	3	0	-1	-1	1	F_2^+
$[[1, 1_{11}]_1, 3]_2$	3	0	-1	1	-1	3	0	-1	1	-1	F_1^+
$[[2, 0_{00}]_2, 0]_2$	5	-1	1	-1	1	5	-1	1	-1	1	$E^+ \oplus F_2^+$
$[[2, 0_{00}]_2, 1]_2$	5	-1	1	1	-1	5	-1	1	1	-1	$E^+ \oplus F_1^+$
$[[2, 0_{00}]_2, 2]_2$	5	-1	1	-1	1	5	-1	1	-1	1	$E^+ \oplus F_2^+$
$[[2, 0_{00}]_2, 3]_2$	5	-1	1	1	-1	5	-1	1	1	-1	$E^+ \oplus F_1^+$
$[[2, 0_{00}]_2, 4]_2$	5	-1	1	-1	1	5	-1	1	-1	1	$E^+ \oplus F_2^+$
$[[2, 1_{11}]_1, 1]_2$	5	-1	1	-1	1	5	-1	1	-1	1	$E^+ \oplus F_2^+$
$[[2, 1_{11}]_1, 2]_2$	5	-1	1	1	-1	5	-1	1	1	-1	$E^+ \oplus F_1^+$
$[[2, 1_{11}]_1, 3]_2$	5	-1	1	-1	1	5	-1	1	-1	1	$E^+ \oplus F_2^+$
$[[2, 1_{11}]_2, 0]_2$	5	-1	1	1	-1	5	-1	1	1	-1	$E^+ \oplus F_1^+$
$[[2, 1_{11}]_2, 1]_2$	5	-1	1	-1	1	5	-1	1	-1	1	$E^+ \oplus F_2^+$
$[[2, 1_{11}]_2, 2]_2$	5	-1	1	1	-1	5	-1	1	1	-1	$E^+ \oplus F_1^+$
$[[2, 1_{11}]_2, 3]_2$	5	-1	1	-1	1	5	-1	1	-1	1	$E^+ \oplus F_2^+$
$[[2, 1_{11}]_2, 4]_2$	5	-1	1	1	-1	5	-1	1	1	-1	$E^+ \oplus F_1^+$
$[[2, 1_{11}]_3, 1]_2$	5	-1	1	-1	1	5	-1	1	-1	1	$E^+ \oplus F_2^+$
$[[2, 1_{11}]_3, 2]_2$	5	-1	1	1	-1	5	-1	1	1	-1	$E^+ \oplus F_1^+$
$[[2, 1_{11}]_3, 3]_2$	5	-1	1	-1	1	5	-1	1	-1	1	$E^+ \oplus F_2^+$
$[[2, 1_{11}]_3, 4]_2$	5	-1	1	1	-1	5	-1	1	1	-1	$E^+ \oplus F_1^+$
$[[2, 1_{11}]_3, 5]_2$	5	-1	1	-1	1	5	-1	1	-1	1	$E^+ \oplus F_2^+$

TABLE S26: Characters and irrep decomposition of the $[[j^M, j_{k_a k_c}^W]_j, \Lambda]_J$ coupled-rotor functions which dominate the ZPV(GM) splitting manifold with $J = 2$ and Γ^- symmetry in the G_{48} group (see also Figure 4).

Γ	E	(123)	(14)(23)	[(1423)(ab)]*	[(23)(ab)]*	(ab)	(123)(ab)	(14)(23)(ab)	[(1423)]*	[(23)]*	Irreps
	1	8	3	6	6	1	8	3	6	6	
$[[0, 1_{01}]_1, 1]_2$	1	1	1	-1	-1	-1	-1	-1	1	1	A_2^-
$[[0, 1_{01}]_1, 2]_2$	1	1	1	1	1	-1	-1	-1	-1	-1	A_1^-
$[[0, 1_{01}]_1, 3]_2$	1	1	1	-1	-1	-1	-1	-1	1	1	A_2^-
$[[0, 1_{10}]_1, 1]_2$	1	1	1	1	1	-1	-1	-1	-1	-1	A_1^-
$[[0, 1_{10}]_1, 2]_2$	1	1	1	-1	-1	-1	-1	-1	1	1	A_2^-
$[[0, 1_{10}]_1, 3]_2$	1	1	1	1	1	-1	-1	-1	-1	-1	A_1^-
$[[1, 1_{01}]_0, 2]_2$	3	0	-1	1	-1	-3	0	1	-1	1	F_1^-
$[[1, 1_{01}]_1, 1]_2$	3	0	-1	-1	1	-3	0	1	1	-1	F_2^-
$[[1, 1_{01}]_1, 2]_2$	3	0	-1	1	-1	-3	0	1	-1	1	F_1^-
$[[1, 1_{01}]_1, 3]_2$	3	0	-1	-1	1	-3	0	1	1	-1	F_2^-
$[[1, 1_{01}]_2, 0]_2$	3	0	-1	1	-1	-3	0	1	-1	1	F_1^-
$[[1, 1_{01}]_2, 1]_2$	3	0	-1	-1	1	-3	0	1	1	-1	F_2^-
$[[1, 1_{01}]_2, 2]_2$	3	0	-1	1	-1	-3	0	1	-1	1	F_1^-
$[[1, 1_{01}]_2, 3]_2$	3	0	-1	-1	1	-3	0	1	1	-1	F_2^-
$[[1, 1_{01}]_2, 4]_2$	3	0	-1	1	-1	-3	0	1	-1	1	F_1^-
$[[1, 1_{10}]_0, 2]_2$	3	0	-1	-1	1	-3	0	1	1	-1	F_2^-
$[[1, 1_{10}]_1, 1]_2$	3	0	-1	1	-1	-3	0	1	-1	1	F_1^-
$[[1, 1_{10}]_1, 2]_2$	3	0	-1	-1	1	-3	0	1	1	-1	F_2^-
$[[1, 1_{10}]_1, 3]_2$	3	0	-1	1	-1	-3	0	1	-1	1	F_1^-
$[[1, 1_{10}]_2, 0]_2$	3	0	-1	-1	1	-3	0	1	1	-1	F_2^-
$[[1, 1_{10}]_2, 1]_2$	3	0	-1	1	-1	-3	0	1	-1	1	F_1^-
$[[1, 1_{10}]_2, 2]_2$	3	0	-1	-1	1	-3	0	1	1	-1	F_2^-
$[[1, 1_{10}]_2, 3]_2$	3	0	-1	1	-1	-3	0	1	-1	1	F_1^-
$[[1, 1_{10}]_2, 4]_2$	3	0	-1	-1	1	-3	0	1	1	-1	F_2^-
$[[2, 1_{01}]_1, 1]_2$	5	-1	1	1	-1	-5	1	-1	-1	1	$E^- \oplus F_1^-$
$[[2, 1_{01}]_1, 2]_2$	5	-1	1	-1	1	-5	1	-1	1	-1	$E^- \oplus F_2^-$
$[[2, 1_{01}]_1, 3]_2$	5	-1	1	1	-1	-5	1	-1	-1	1	$E^- \oplus F_1^-$
$[[2, 1_{01}]_2, 0]_2$	5	-1	1	-1	1	-5	1	-1	1	-1	$E^- \oplus F_2^-$
$[[2, 1_{01}]_2, 1]_2$	5	-1	1	1	-1	-5	1	-1	-1	1	$E^- \oplus F_1^-$
$[[2, 1_{01}]_2, 2]_2$	5	-1	1	-1	1	-5	1	-1	1	-1	$E^- \oplus F_2^-$
$[[2, 1_{01}]_2, 3]_2$	5	-1	1	1	-1	-5	1	-1	-1	1	$E^- \oplus F_1^-$
$[[2, 1_{01}]_2, 4]_2$	5	-1	1	-1	1	-5	1	-1	1	-1	$E^- \oplus F_2^-$
$[[2, 1_{01}]_3, 1]_2$	5	-1	1	1	-1	-5	1	-1	-1	1	$E^- \oplus F_1^-$
$[[2, 1_{01}]_3, 2]_2$	5	-1	1	-1	1	-5	1	-1	1	-1	$E^- \oplus F_2^-$
$[[2, 1_{01}]_3, 3]_2$	5	-1	1	1	-1	-5	1	-1	-1	1	$E^- \oplus F_1^-$
$[[2, 1_{01}]_3, 4]_2$	5	-1	1	-1	1	-5	1	-1	1	-1	$E^- \oplus F_2^-$
$[[2, 1_{01}]_3, 5]_2$	5	-1	1	1	-1	-5	1	-1	-1	1	$E^- \oplus F_1^-$
$[[2, 1_{10}]_1, 1]_2$	5	-1	1	-1	1	-5	1	-1	1	-1	$E^- \oplus F_2^-$
$[[2, 1_{10}]_1, 2]_2$	5	-1	1	1	-1	-5	1	-1	-1	1	$E^- \oplus F_1^-$
$[[2, 1_{10}]_1, 3]_2$	5	-1	1	-1	1	-5	1	-1	1	-1	$E^- \oplus F_2^-$
$[[2, 1_{10}]_2, 0]_2$	5	-1	1	1	-1	-5	1	-1	-1	1	$E^- \oplus F_1^-$
$[[2, 1_{10}]_2, 1]_2$	5	-1	1	-1	1	-5	1	-1	1	-1	$E^- \oplus F_2^-$
$[[2, 1_{10}]_2, 2]_2$	5	-1	1	1	-1	-5	1	-1	-1	1	$E^- \oplus F_1^-$
$[[2, 1_{10}]_2, 3]_2$	5	-1	1	-1	1	-5	1	-1	1	-1	$E^- \oplus F_2^-$
$[[2, 1_{10}]_2, 4]_2$	5	-1	1	1	-1	-5	1	-1	-1	1	$E^- \oplus F_1^-$
$[[2, 1_{10}]_3, 1]_2$	5	-1	1	-1	1	-5	1	-1	1	-1	$E^- \oplus F_2^-$
$[[2, 1_{10}]_3, 2]_2$	5	-1	1	1	-1	-5	1	-1	-1	1	$E^- \oplus F_1^-$
$[[2, 1_{10}]_3, 3]_2$	5	-1	1	-1	1	-5	1	-1	1	-1	$E^- \oplus F_2^-$
$[[2, 1_{10}]_3, 4]_2$	5	-1	1	1	-1	-5	1	-1	-1	1	$E^- \oplus F_1^-$
$[[2, 1_{10}]_3, 5]_2$	5	-1	1	-1	1	-5	1	-1	1	-1	$E^- \oplus F_2^-$

-
- [1] L. Dore, R. C. Cohen, C. A. Schmuttenmaer, K. L. Busarow, M. J. Elrod, J. G. Loeser, and R. J. Saykally, *J. Chem. Phys.* **100**, 863 (1994).