

## FRAGMENTATION OF FULLERENES TO LINEAR CARBON CHAINS.

DMITRY V. STRELNIKOV,<sup>1</sup> MANUEL LINK,<sup>1</sup> AND MANFRED M. KAPPES<sup>1</sup>

<sup>1</sup>*Karlsruhe Institute of Technology (KIT), Division of Physical Chemistry of Microscopic Systems, Karlsruhe, Germany*

### ABSTRACT

Small cationic fullerene fragments, produced by electron impact ionization of C<sub>60</sub>, were mass-selected and accumulated in cryogenic Ne matrixes. Optical absorption spectroscopy of these fragments with up to 18 carbon atoms revealed linear structures. Considering the recent discovery of fullerenes in Space and the very strong absorptions of long linear carbon clusters both in the UV-Vis and IR spectral regions, these systems are good candidates to be observed in Space. We present laboratory data, supported by quantum-chemical calculations and discuss the relevance of long carbon chains for astronomy.

*Keywords:* methods: laboratory: molecular — ISM: lines and bands — ISM: molecules

## 1. INTRODUCTION

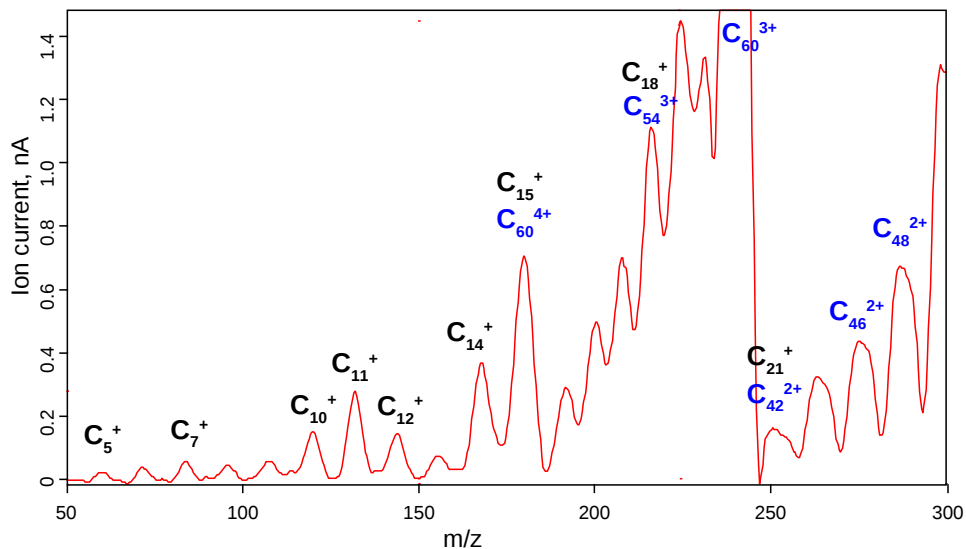
After the recent discovery of  $C_{60}$ ,  $C_{70}$  and  $C_{60}^+$  in Space (Cami et al. 2010; García-Hernández et al. 2010; Sellgren et al. 2010; Otsuka et al. 2013) and in particular after the unequivocal attribution of several of the diffuse interstellar bands (DIBs) to NIR absorption bands of  $C_{60}^+$  (Campbell et al. 2015; Walker et al. 2015), fullerenes have become a hot topic in the astronomical community. Researchers are now also beginning to consider other fullerene-derived or fullerene-related species, which could be present and observable in Space (Omont 2016). One can divide these species into four classes: (i) reaction products of fullerenes with abundant atoms, ions and molecules in Space, (ii) fullerene fragmentation products, (iii) precursors of fullerenes, and (iv) species, which could be formed together with fullerenes. We have decided to explore the second class of species, concentrating in particular on fullerene fragments expected to be strongly light absorbing. Fullerenes are known to fragment predominantly via a sequential  $C_2$ -loss cascade, leading to  $C_{58}$ ,  $C_{56}$ ,  $C_{54}$  and smaller fullerenes down to  $C_{32}$  (Bekkerman et al. 2006). Nevertheless, it was already established in the early days of fullerene mass spectrometry that given enough excitation energy, fullerene precursors could also fragment into much smaller carbon cluster species (Völpel et al. 1993).

In the present work we investigate these smaller carbon clusters ( $C_n^+$ ,  $n < 25$ ), formed upon multifragmentation of fullerenes by high energy electron impact ionization of sublimed  $C_{60}$ . Clusters in this size range have been the object of studies for many years – both from the point of view of cluster science and also from the vantage of astronomy and diffuse interstellar bands. However, the species in question have typically been generated using “bottom-up” approaches, e.g. by aggregation of atomic (and small molecule) carbon vapour. The corresponding spectroscopic studies imply that for all accessible charge states (+/0/-) and for many nuclearities, ring and chain isomers can be formed – sometimes simultaneously. Nevertheless, spectral coverage is often incomplete and assignment (to specific structures and sizes) sometimes questionable. On the basis of ion mobility spectrometry, it appears that carbon cluster aggregation growth regimes can become kinetically constrained – thus giving rise to isomer distributions which are far from thermodynamic equilibrium and which vary strongly with source conditions (Fromherz et al. (2002) –  $C_{10-13}^-$  chains and rings;

Koyasu et al. (2012) –  $C_{7-10}^+$  rings and chains). The mass spectra obtained upon multifragmenting fullerenes down to small cluster sizes show abundance maxima and minima which are similar to those obtained in aggregation growth (Völpel et al. 1993; Cheng et al. 1996; Hunsche et al. 1996; Rohlfing et al. 1984). However, until now it has not been known which molecular structures are formed and how these structures relate to those obtained by aggregation growth. Our measurements described below indicate for the first time that the molecular structures obtained by electron-impact multifragmentation of  $C_{60}$  include carbon chains. The state of knowledge concerning the structures and spectroscopy of small carbon molecules  $C_n$  (smaller than fullerenes) was thoroughly reviewed in 1998 (Van Orden & Saykally 1998). Astronomical relevance of carbon clusters was recently reviewed (Zack & Maier 2014; Campbell & Maier 2017). Small carbon chain molecules such as  $C_2$ ,  $C_3$  and  $C_5$  have already been unequivocally observed in circumstellar environments (Hrivnak & Kwok 1991; Hinkle et al. 1988; Bernath et al. 1989).  $C_2$  and  $C_3$  were also detected further away from stars in the diffuse clouds (Souza & Lutz 1977; Maier et al. 2001). Furthermore, linear cyanopolyynes as long as  $HC_9N$  (Broten et al. 1978) have been detected by radio astronomy. The idea that carbon chain molecules may be responsible for the DIBs was initially proposed by Douglas (1977) and has been hotly debated over the years. Our new findings provide additional support for carbon chain molecules in Space.

## 2. EXPERIMENTAL DETAILS

Our experimental setup is designed to study mass-selected, ionic species, soft-landed and trapped in cryogenic matrixes (Kern et al. 2013). The apparatus allows investigation of such matrix isolated species by optical absorption spectroscopy, Raman spectroscopy and Laser-Induced-Fluorescence (LIF) measurements. One of the unique features of the setup is the possibility to cover a very broad spectral range from UV to far-IR without changing the sample, which is achieved by using diamond optics (Strelnikov et al. 2017). In the current study cationic fullerene fragments, produced by an electron-impact (EI) ionization source and also corresponding neutral and anionic species, formed upon charge changing during deposition into the matrix, were characterized by one-photon absorption spectroscopy.



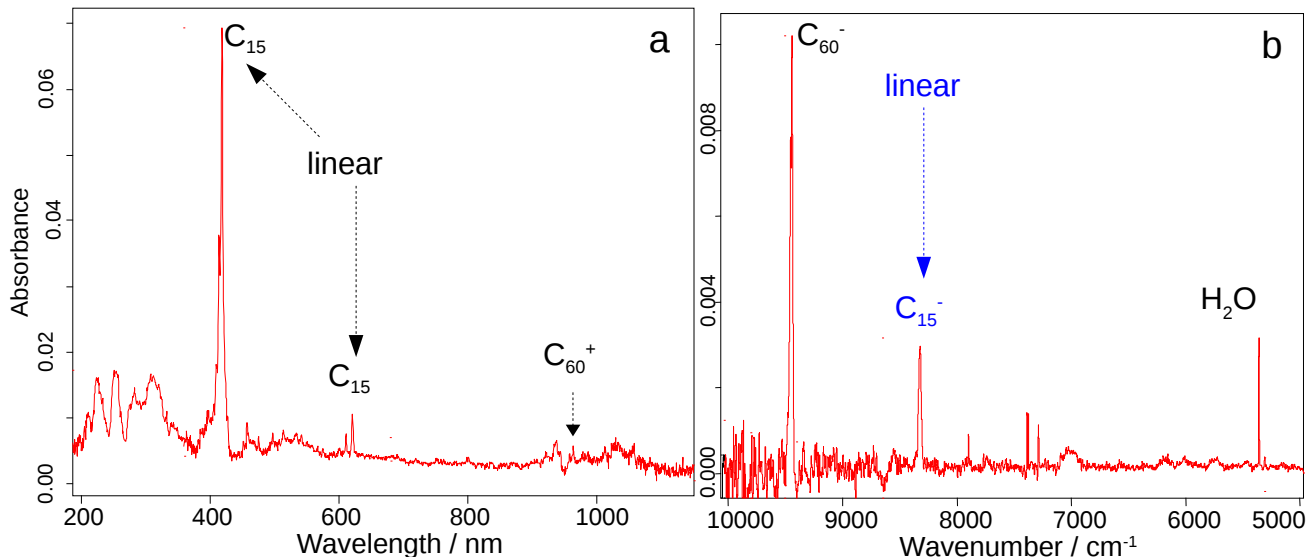
**Figure 1.** Typical cationic mass spectrum of fullerene fragmentation and ionization products by electrons at 250 eV. Note, that the mass resolution of our experimental setup (optimized for high ion throughput) does not allow differentiation of the isotopomers of  $C_{15}^+$  and  $C_{60}^{4+}$ . Ion current for  $m/z = 240$  is 4.5 nA.

In the preliminary experiments reported here, we deposited mass selected  $C_{15}^+$  and  $C_{18}^+$  (together with the corresponding fullerene multications,  $C_{60}^{4+}$  and  $C_{54}^{3+}$ , respectively), into neon matrixes. Despite the fact that the ion currents for these species were quite low (0.3–1 nA), it turns out that UV-Vis and IR spectra can be measured after a few hours of deposition. This means that corresponding absorption cross sections must be very large.

### 3. RESULTS

Fig. 1 shows a partial cation mass spectrum of fragment ions obtained upon 250 eV electron impact ionization of sublimed  $C_{60}$ . The spectrum resembles previously published mass spectra of carbon clusters in that it manifests local ion abundance maxima at  $m/z$  132 and 180 amu (Cheng et al. 1996; Hunsche et al. 1996; Völpel et al. 1993; Rohlfing et al. 1984). These mass peaks are thought to correspond primarily to  $C_{11}^+$  and  $C_{15}^+$  respectively. However, the underlying electron impact fragmentation cascade proceeds in part via multiply charged fullerene cages. Therefore, some of the signal in particular at  $m/z=180$  is contributed to by multiply charged fullerene cages, e.g.  $C_{60}^{4+}$ .

#### 3.1. Electronic Spectroscopy

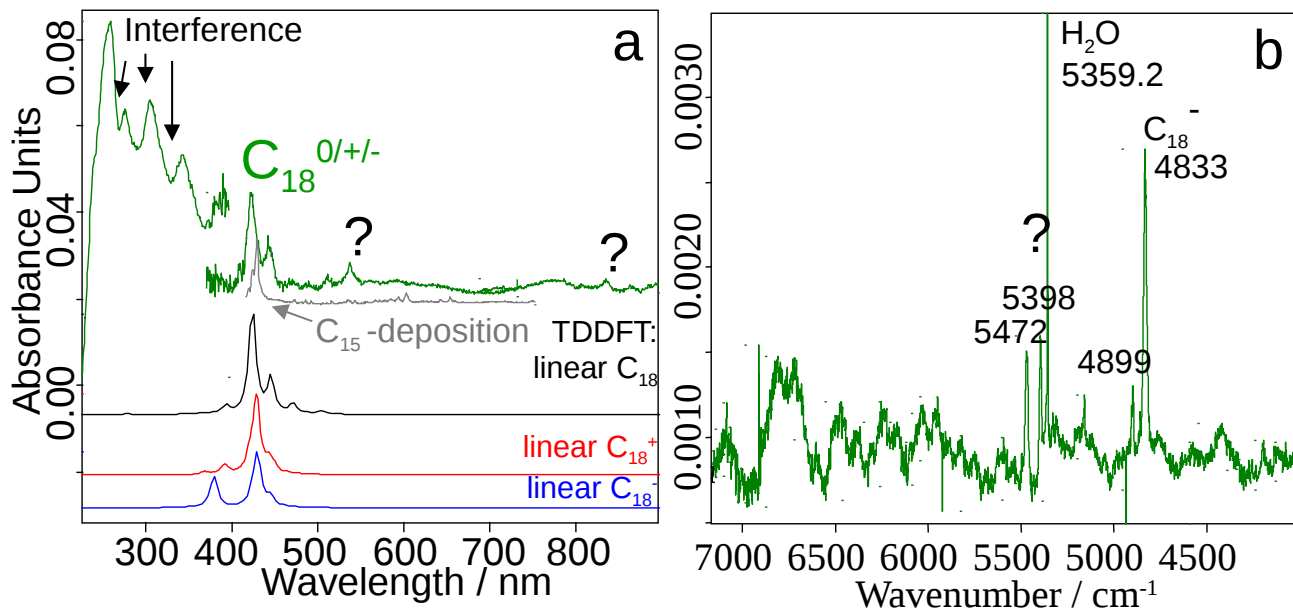


**Figure 2. a:** UV-NIR absorption spectrum of  $C_{15}$  in Ne at 5K, obtained after deposition of ca. 1000 nAmin of  $C_{15}^+/C_{60}^{4+}$  at about 100 eV kinetic energy. Bands between 200 and 350 nm may be caused partly by optical interference. **b:** NIR absorption spectrum of the same sample, obtained with an FTIR spectrometer.

$C_{15}^+$  (+  $C_{60}^{4+}$ ) deposition at an average kinetic energy of about 100 eV resulted in relatively clean absorption spectra (Fig. 2). From previous measurements of the Maier group (in which the clusters were formed in a Cs-sputtering ion source and mass-selected or – alternatively – produced by laser ablation of graphite without mass-selection), it is clear that the absorptions observed in the UV-Vis and NIR ranges can be assigned to linear isomers of  $C_{15}$  and  $C_{15}^-$  (Forney et al. 1996; Wyss et al. 1999). At this point we cannot yet say where the absorptions of  $C_{15}^+$  are, as this requires additional measurements in matrixes doped by electron scavengers (to change the  $C_{15}^{+/0/-}$  charge distribution). However, TDDFT calculations predict the strongest absorption of  $C_{15}^+$  to be in the vicinity of the absorption of neutral  $C_{15}$ , see 3.2.

$C_{18}^+$  deposition resulted in the spectra presented in Fig. 3. Only NIR absorptions of linear  $C_{18}^-$  in Ne were previously reported – in experiments without mass-selection, using an extrapolation procedure based on measurements of shorter chains (Freivogel et al. 1995). The UV-Vis spectrum of mass-selected  $C_{18}$  is presented here for the first time.

Upon going to higher deposition energies of about 200 eV, we observe (further) fragmentation of the mass-selected ions upon deposition (Fig. 4). Again the absorptions of these fragments can be

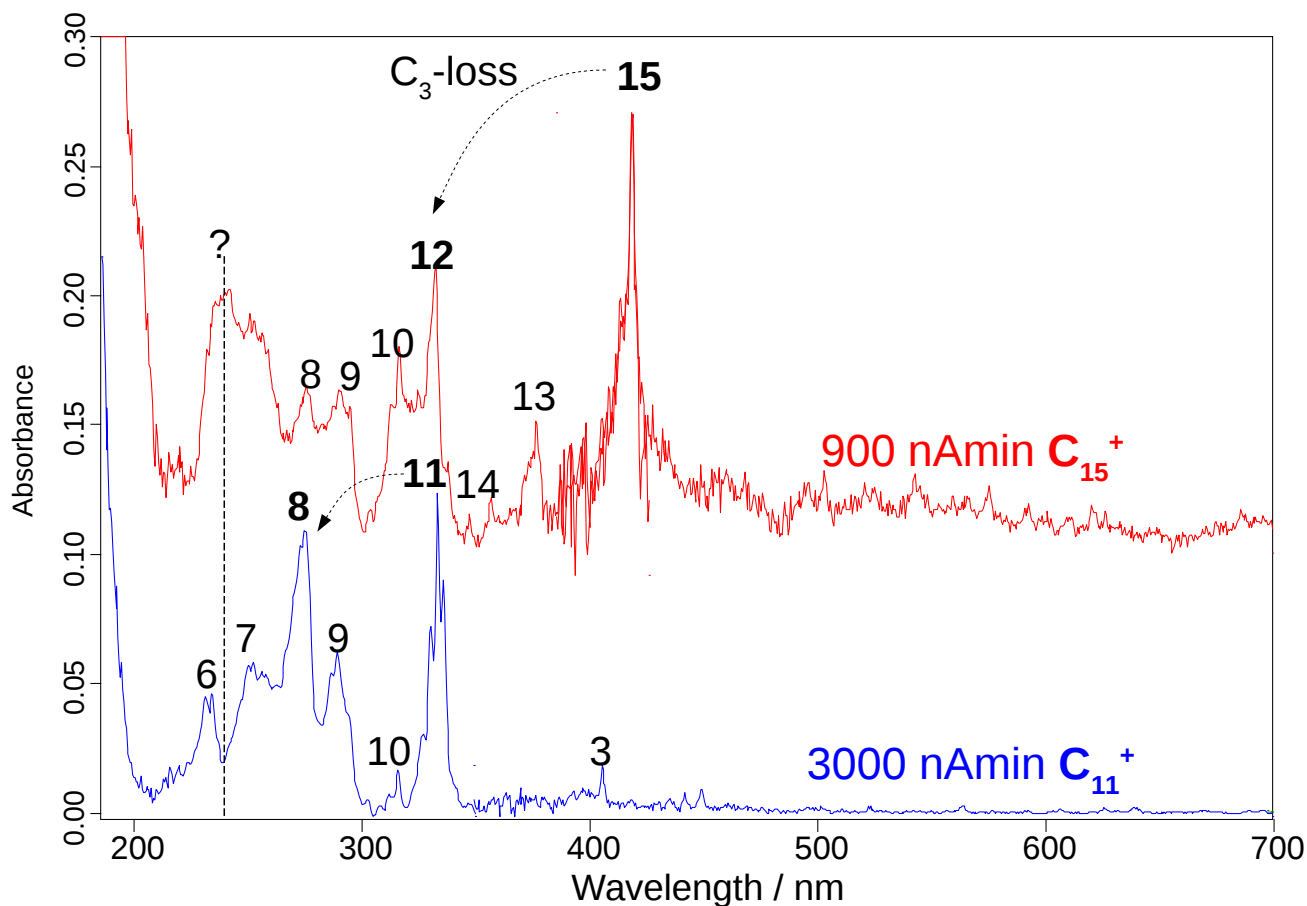


**Figure 3.** **a:** UV-NIR absorption spectrum of  $C_{18}$  in Ne at 5K (green), obtained after deposition of ca. 1800 nAmin of  $C_{18}^+/C_{54}^{3+}$  at about 120 eV kinetic energy. Bands between 200 and 350 nm are caused by interferences.  $C_{15}$  absorption (gray) is shown as a reference. TDDFT calculations are shown without wavelength scaling. **b:** NIR absorption spectrum of the same sample, obtained with an FTIR spectrometer.

assigned to (smaller) linear carbon chains. We base this assignment on previous data derived from mass-selected deposition of carbon clusters into Ne matrixes (Forney et al. 1996; Grutter et al. 1999; Wyss et al. 1999). We find that in our experiments the main fragmentation channel is loss of  $C_3$ -units. Note, that  $C_{10}$ ,  $C_{12}$  and  $C_{14}$  were previously misassigned as rings (Grutter et al. 1999). This can be concluded from the fragmentation pattern: linear  $C_{15}$  should also produce linear  $C_{12}$  (Fig.4). Similarly, upon depositing  $C_{16}^+$  we observe enhanced absorption of linear  $C_{13}$  ( $C_3$ -loss) as well as absorption of linear  $C_{16}^-$  (Freivogel et al. 1995).

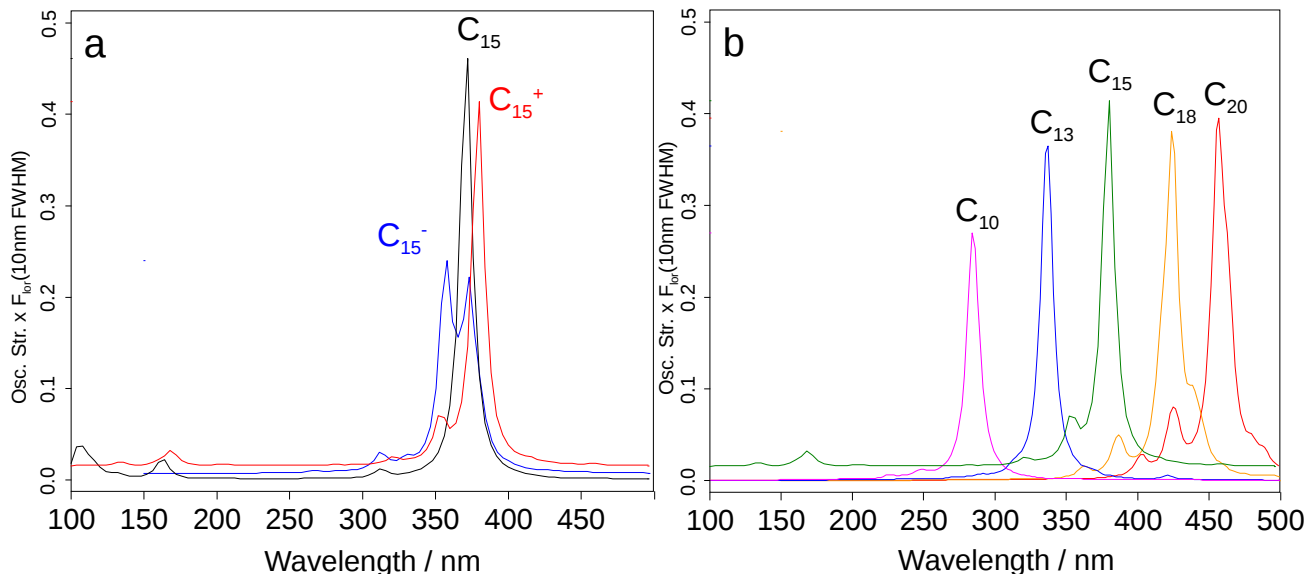
### 3.2. Quantum Chemical Calculations

Although, small carbon clusters have been treated theoretically many times (Van Orden & Saykally (1998); Guo et al. (2012) and references therein), we present own TDDFT calculations for chain and ring isomers here with an emphasis on the wavelength ranges containing the strongest electronic absorptions. Our results are generally consistent with previous calculations at the same level of theory where available (for the spectral range and cluster sizes of interest here). For all charge



**Figure 4.** UV-Vis absorption spectra in solid neon obtained after deposition of mass-selected  $C_{15}^+$  (red) and  $C_{11}^+$  (blue) at 200 eV average kinetic energy. Fragmentation of parent chains can be observed.

states considered, ground state geometries were optimized at the RI-DFT BP86/def2-SV(P) level of theory in  $C_1$  and higher symmetries, then harmonic analysis was done to check that a real ground state was obtained. After this, energies of allowed vertical transitions were obtained by TDDFT (Turbomole 2016). According to our TDDFT estimations, the most intense absorptions of linear  $C_n^{+/-/0}$  are concentrated in comparatively narrow wavelength ranges which depend strongly on chain length (Fig. 5a). These wavelength ranges shift to the red with increasing number of carbon atoms (Fig. 5b). The strongest absorptions of mono-cyclic carbon rings according to TDDFT are close to 200 nm (Fig. 6a) – the vacuum-UV boundary. Calculated oscillator strengths are comparable to the strongest chain absorptions – for the same cluster nuclearity. There is no experimental data so far concerning these strongest ring absorptions. We expect that they could be recorded with a



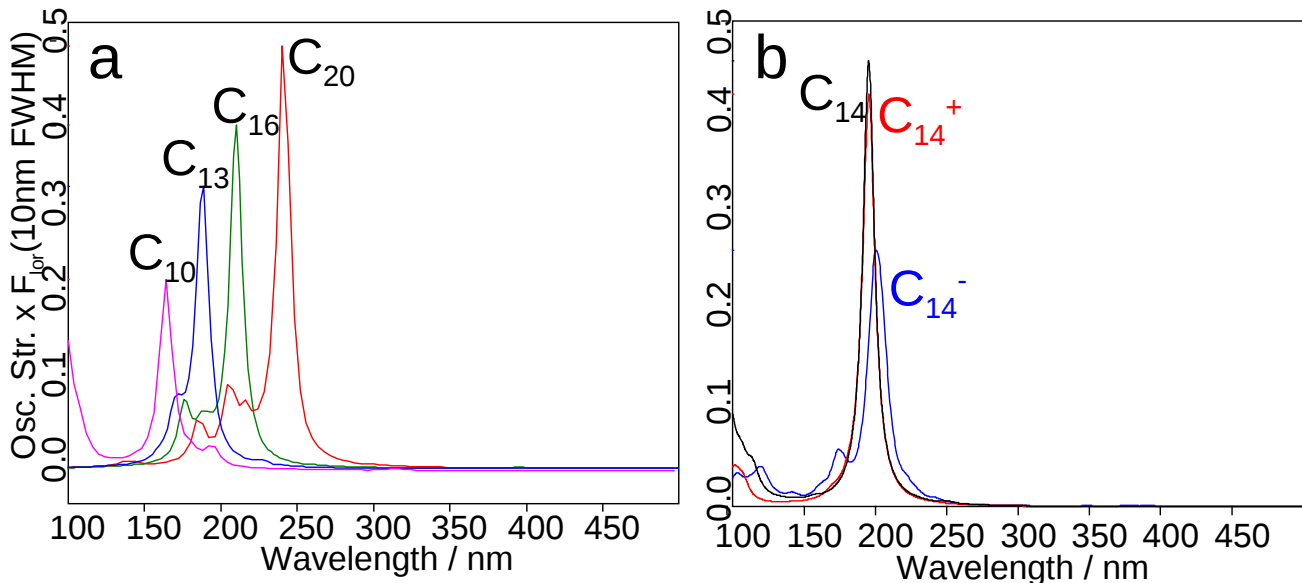
**Figure 5.** **a:** The strongest electronic absorptions of linear  $C_{15}$  and its singly charged ions according to TDDFT (BP86/def-SV(P)) prediction, unscaled. **b:** Predictions of the strongest electronic absorptions for a range of long neutral long carbon chains (TDDFT (BP86/def-SV(P)), unscaled). Calculated lines are broadened by multiplication with a 10nm-FWHM Lorentzian.

VUV-spectrometer, assuming sufficient quantity of the species can be accumulated. Similar to linear structures, the strongest absorptions of the ionized rings are predicted to be close to the absorptions of the corresponding neutral ring species (Fig. 6b). Note, that while ring species also have DIBs-relevant absorptions in the visible or near-IR ranges they are however, much weaker.

To rationalize our observation that fullerenes can be fragmented to linear chains we have also carried out molecular dynamics (MD) simulations of  $C_{60}$  fragmentation based on the semi-empirical PM7 level of theory (MOPAC 2016). The initial kinetic energy of  $C_{60}$ -atoms was varied from 100 eV to 500 eV and the energy dissipation time was varied from 10 fs to 20 ps. Only a few types of different structures result: linear chains (most abundant), monocyclic rings and chain-ring hybrid structures. Example figures of two typical MD-simulations can be found in the Appendix (Figs. 9,10). Qualitatively similar results were also reported previously using lower level MD simulations (Kim & Tománek 1994).

### 3.3. Vibrational Spectroscopy

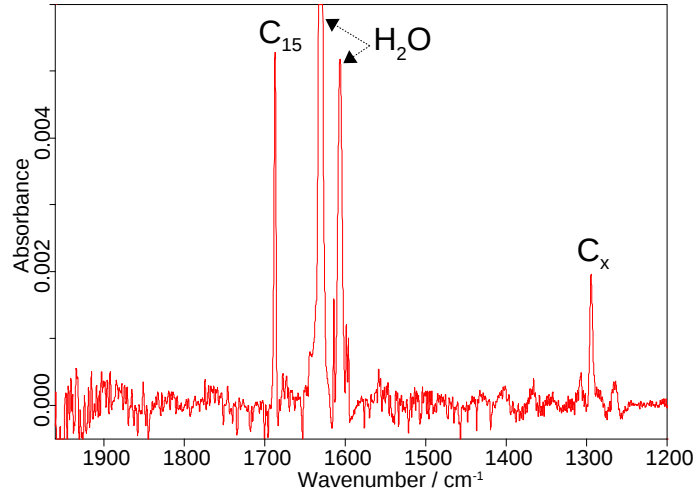




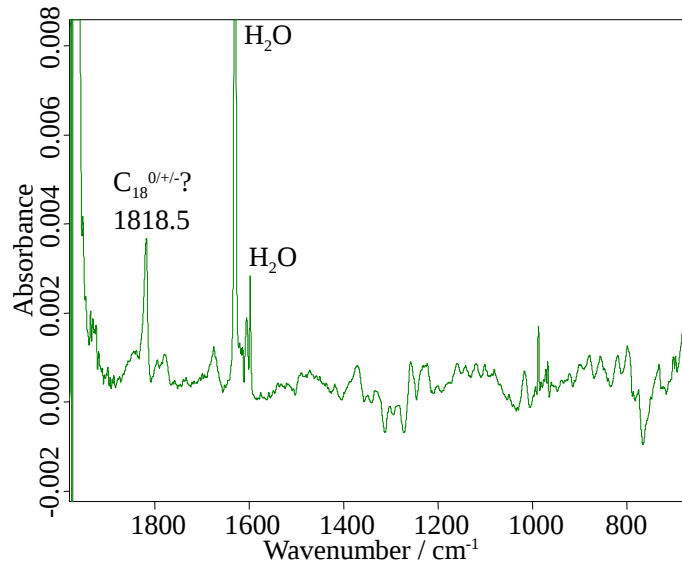
**Figure 6. a:** The strongest absorptions of neutral monocyclic carbon rings as calculated by TDDFT (BP86/def-SV(P)), unscaled. **b:** The strongest electronic absorption of  $C_{14}$ -ring and its ions. TDDFT (BP86/def-SV(P)), unscaled. Calculated lines are broadened by multiplication with a 10nm-FWHM Lorentzian.

Fig. 7 shows an IR absorption spectrum, which corresponds to the UV-NIR spectrum of Fig. 2, i.e. after  $C_{15}^+$  deposition under low energy impact conditions. Similar to the electronic absorption spectrum, the spectrum looks quite clean with a very prominent  $C_{15}$  IR absorption. The IR absorption of  $C_{15}$  is known from previous experiments with a mixture of neutral matrix-isolated carbon clusters (prepared by aggregation in matrix) (Strelnikov et al. 2005). There is an unidentified absorption of a neutral carbon cluster  $C_x$ , which was also present as a weak absorption line in the former IR spectra (Strelnikov et al. 2005). This absorption does not correlate with the IR absorption of neutral linear  $C_{15}$  and remains to be identified. Fig. 8 shows an IR absorption spectrum, corresponding to the UV-NIR measurement presented in Fig. 3, i.e. for the matrix sample prepared by deposition of  $C_{18}^+/C_{54}^{3+}$ . The absorption at  $1818.5 \text{ cm}^{-1}$  belongs to a  $C_{18}$ -derived species. Determination of its charge state requires further experiments with electron scavengers.

#### 4. DISCUSSION AND OUTLOOK



**Figure 7.** IR absorption spectrum of  $C_{15}$  in Ne at 5K, obtained after deposition of ca. 1000 nAmin of  $C_{15}^+ / C_{60}^{4+}$  at about 100 eV kinetic energy. The line at  $1293 \text{ cm}^{-1}$  is an unidentified carbon molecule.



**Figure 8.** IR absorption spectrum, obtained after deposition of ca. 1800 nAmin of  $C_{18}^+ / C_{54}^{3+}$  at about 120 eV kinetic energy in Ne at 5K. The baseline is distorted by matrix interferences.

Our measurements imply that fragmentation of fullerenes in Space by electron impact (and conceivably also by interaction with cosmic rays) would lead to the formation of strongly absorbing linear carbon chains. In contrast, absorption of a single photon with energy below 13.6 eV (hydrogen cut-off) is not expected to be relevant for carbon-chain formation as the excitation energy is insufficient for multifragmentation. The wavelength region, within which DIBs are observed, starts at about

400 nm and extends to the near-IR (Hobbs et al. 2008; Hamano et al. 2016). Our measurements on  $C_{15}$  and  $C_{18}$  containing matrixes and the associated TDDFT calculations imply that the strongest absorptions of linear  $C_{2n+1}^{+/-/0}$  ( $n > 6$ ) and  $C_{2n}^{+/-/0}$  ( $n > 8$ ) can in fact fall in the DIBs region. The positions of the gas-phase absorptions of neutral and ionized carbon chains are close to their absorptions in Ne-matrix. This is known from experiments of the Maier group on smaller carbon clusters (Boguslavskiy & Maier 2006; Zack & Maier 2014). At the current stage of our experiments, absolute absorption cross-sections are difficult to estimate, because of the overlap of  $C_n^+$  with  $C_{4n}^{4+}/C_{3n}^{3+}/C_{2n}^{2+}$ . Furthermore, additional experiments are needed to distinguish absorptions of  $C_n^{+/-/0}$  in different charge states. Nevertheless, from the fact that one can easily observe optical absorptions of  $C_{15}$  and  $C_{18}$  despite their low ion currents (below 1 nA vs. ca. 100 nA for  $C_{60}^+$ ), one can deduce that the long carbon chains absorb at least one order of magnitude more strongly than  $C_{60}^+$  in the NIR. Theoretical (TDDFT) oscillator strengths of the strongest  $C_n^{+/-/0}$  linear chain absorptions approximately scale as  $n/2$ . For any linear  $C_n$  this is already considerably more than that of the  $C_{60}^+$  NIR absorption  ${}^2E_{1g} \leftarrow X^2A_{1u}$  ( $f_{theoretical} = 0.04$ ,  $f_{experimental} = 0.05 \pm 0.02$  – integrated over all NIR  $C_{60}^+$  vibronic bands (Strelnikov, D. et al. 2015; Campbell et al. 2016)). Consequently, it seems plausible that  $C_{60}^+$  DIBs would be accompanied by measurable absorptions due to chain-like fragments. To prove this, we suggest that future gas-phase measurements (first in the laboratory and then in Space) should concentrate efforts on the chain species  $C_{2n+1}^{+/-/0}$  ( $n > 6$ ) and  $C_{2n}^{+/-/0}$  ( $n > 8$ ). Carbon chains are known to be very reactive and in Space might eventually become terminated by abundant heteroelements such as H, (C), N, O. From matrix measurements, one knows that oxides of long carbon chains have absorptions quite close to their  $C_n$  precursors (Strelnikov et al. 2007). Such carbon cluster oxides would therefore also be good candidates for future gas-phase measurements.

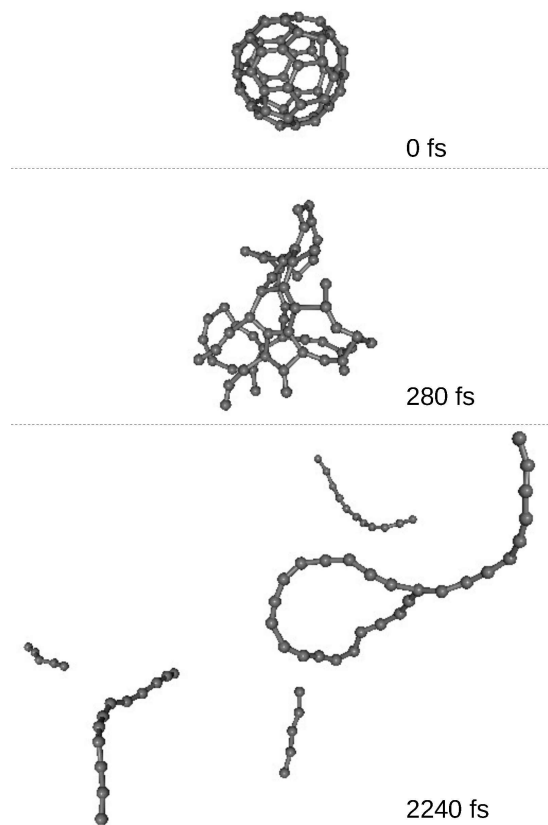
## 5. CONCLUSION

Fragmentation of fullerenes upon electron impact (and conceivably also by collision with other energetic particles) can lead to the formation of long carbon chains with up to at least 18 carbon atoms. The strongest absorptions of linear  $C_{2n+1}^{+/-/0}$  ( $n > 6$ ) and  $C_{2n}^{+/-/0}$  ( $n > 8$ ) fall in the DIBs relevant region. Given recent advances in the He-tagging technique (Campbell et al. 2015; Roithová et al.

2016) which allows facile one-photon absorption spectroscopy of cold molecular cations in gas phase and also the relative ease with which long cationic carbon chains can be generated from fullerenes, we expect that corresponding gas-phase laboratory data will now be rapidly obtained. Then Douglas' hypothesis that carbon chains may be responsible for some of the DIBs could finally be confirmed or disproved.

This work was supported by the Deutsche Forschungsgemeinschaft (KA 972/10-1). We also acknowledge support by KIT and Land Baden-Württemberg.

## 6. APPENDIX: MD SIMULATIONS.



**Figure 9.** Selected frames of the MD-simulation of C<sub>60</sub> fragmentation. (MOPAC, PM7 DRC, 150 eV initial energy, 1 ps energy dissipation half-life). The corresponding animation can be viewed online.



**Figure 10.** Selected frames of the MD-simulation of  $C_{60}$  fragmentation. (MOPAC, PM7 DRC, 200 eV initial energy, 4 ps energy dissipation half-life). The corresponding animation can be viewed online.

## REFERENCES

- Bekkerman, A., Kolodney, E., von Helden, G., et al. 2006, JCP, 124, 184312.  
<http://dx.doi.org/10.1063/1.2193520>
- Bernath, P. F., Hinkle, K. H., & Keady, J. J. 1989, Science, 244, 562.  
<http://science.sciencemag.org/content/244/4904/562>  
<http://stacks.iop.org/0004-637X/822/i=1/a=17>
- Boguslavskiy, A. E., & Maier, J. P. 2006, JCP, 125, 094308.  
<http://dx.doi.org/10.1063/1.2276848>
- Broten, N. W., Oka, T., Avery, L. W., MacLeod, J. M., & Kroto, H. W. 1978, ApJL, 223, L105
- Cami, J., Bernard-Salas, J., Peeters, E., & Malek, S. 2010, Science, 329, 1180
- Campbell, E. K., Holz, M., Gerlich, D., & Maier, J. P. 2015, Nature, 523, 322.  
<http://dx.doi.org/10.1038/nature14566>
- Campbell, E. K., Holz, M., Maier, J. P., et al. 2016, Astrophys. J., 822, 17.
- Campbell, E. K., & Maier, J. P. 2017, The Journal of Chemical Physics, 146, 160901.  
<http://dx.doi.org/10.1063/1.4980119>
- Cheng, S., Berry, H. G., Dunford, R. W., et al. 1996, PhRvA, 54, 3182.  
<https://link.aps.org/doi/10.1103/PhysRevA.54.3182>
- Douglas, A. E. 1977, Nature, 269, 130

- Forney, D., Freivogel, P., Grutter, M., & Maier, J. P. 1996, *The Journal of Chemical Physics*, 104, 4954.  
<http://dx.doi.org/10.1063/1.471127>
- Freivogel, P., Fulara, J., Jakobi, M., Forney, D., & Maier, J. P. 1995, *The Journal of Chemical Physics*, 103, 54.  
<http://dx.doi.org/10.1063/1.469621>
- Fromherz, R., Ganteför, G., & Shvartsburg, A. A. 2002, *Phys. Rev. Lett.*, 89, 083001.  
<https://link.aps.org/doi/10.1103/PhysRevLett.89.083001>
- García-Hernández, D., Machado, A., García-Lario, P., et al. 2010, *Astrophys. J.*, 724, L39
- Grutter, M., Wyss, M., Riaplov, E., et al. 1999, *The Journal of Chemical Physics*, 111, 7397.  
<http://dx.doi.org/10.1063/1.480062>
- Guo, X.-G., Zhang, J.-L., & Zhao, Y. 2012, *Journal of Computational Chemistry*, 33, 93.  
<http://dx.doi.org/10.1002/jcc.21948>
- Hamano, S., Kobayashi, N., Kondo, S., et al. 2016, *ApJ*, 821, 42
- Hinkle, K. W., Keady, J. J., & Bernath, P. F. 1988, *Science*, 241, 1319.  
<http://science.sciencemag.org/content/241/4871/1319>
- Hobbs, L. M., York, D. G., Snow, T. P., et al. 2008, *ApJ*, 680, 1256
- Hrivnak, B., & Kwok, S. 1991, *ApJ*, doi:10.1086/169928.  
<http://hdl.handle.net/10722/179669>
- Hunsche, S., Starczewski, T., l'Huillier, A., et al. 1996, *Phys. Rev. Lett.*, 77, 1966.  
<https://link.aps.org/doi/10.1103/PhysRevLett.77.1966>
- Kern, B., Strelnikov, D., Weis, P., Böttcher, A., & Kappes, M. M. 2013, *J. Phys. Chem. A*, 117, 8251.  
<http://pubs.acs.org/doi/abs/10.1021/jp4054605>
- Kim, S. G., & Tománek, D. 1994, *PRL*, 72, 2418.  
<https://link.aps.org/doi/10.1103/PhysRevLett.72.2418>
- Koyasu, K., Ohtaki, T., Hori, N., & Misaizu, F. 2012, *Chemical Physics Letters*, 523, 54 .  
<http://www.sciencedirect.com/science/article/pii/S0009261412001001>
- Maier, J. P., Lakin, N. M., Walker, G. A. H., & Bohlender, D. A. 2001, *The Astrophysical Journal*, 553, 267.  
<http://stacks.iop.org/0004-637X/553/i=1/a=267>
- MOPAC. 2016, Version 16.353L, J.J.P. Stewart, Stewart Computational Chemistry, Colorado Springs, CO, USA, . <http://OpenMOPAC.net/>
- Omont, A. 2016, *Astron. Astrophys.*, 590, A52.  
<http://dx.doi.org/10.1051/0004-6361/201527685>
- Otsuka, M., Kemper, F., Hyung, S., et al. 2013, *Astrophys. J.*, 764, 77.  
<http://stacks.iop.org/0004-637X/764/i=1/a=77>
- Rohlfing, E. A., Cox, D. M., & Kaldor, A. 1984, *The Journal of Chemical Physics*, 81, 3322.  
<http://dx.doi.org/10.1063/1.447994>
- Roithová, J., Gray, A., Andris, E., Jařsík, J., & Gerlich, D. 2016, *AcChR*, 49, 223, PMID: 26821086.  
<http://dx.doi.org/10.1021/acs.accounts.5b00489>

- Sellgren, K., Werner, M. W., Ingalls, J. G., et al. 2010, *Astrophys. J., Lett.*, 722, L54
- Souza, S. P., & Lutz, B. L. 1977, *ApJL*, 216, L49
- Strelnikov, D., Kern, B., Sürgers, C., & Kappes, M. M. 2017, *Review of Scientific Instruments*, 88, 023118.  
<http://dx.doi.org/10.1063/1.4976744>
- Strelnikov, D., Reusch, R., & Krätschmer, W. 2005, *JPCA*, 109, 7708
- . 2007, *JMoSp*, 243, 189
- Strelnikov, D., Kern, B., & Kappes, M. M. 2015, *Astron. Astrophys.*, 584, A55.  
<http://dx.doi.org/10.1051/0004-6361/201527234>
- Turbomole. 2016, TURBOMOLE V7.1 2016, a development of University of Karlsruhe and Forschungszentrum Karlsruhe GmbH, 1989-2007, TURBOMOLE GmbH, since 2007; available from <http://www.turbomole.com>, ,
- Van Orden, A., & Saykally, R. J. 1998, *Chemical reviews*, 98, 2313
- Völpel, R., Hofmann, G., Steidl, M., et al. 1993, *Phys. Rev. Lett.*, 71, 3439.  
<https://link.aps.org/doi/10.1103/PhysRevLett.71.3>
- Walker, G. A. H., Bohlender, D. A., Maier, J. P., & Campbell, E. K. 2015, *Astrophys. J., Lett.*, 812, L8.  
<http://stacks.iop.org/2041-8205/812/i=1/a=L8>
- Wyss, M., Grutter, M., & Maier, J. P. 1999, *Chemical Physics Letters*, 304, 35 .  
<http://www.sciencedirect.com/science/article/pii/>
- Zack, L. N., & Maier, J. P. 2014, *Chem. Soc. Rev.*, 43, 4602.  
<http://dx.doi.org/10.1039/C4CS00049H>