

INFLUENCE OF XUV IRRADIATION FROM SGR A* ON PLANETARY HABITABILITY AND OCCURRENCE
OF PANSPERMIA NEAR THE GALACTIC CENTER

HOWARD CHEN,^{1,2} JOHN C. FORBES,^{3,4} AND ABRAHAM LOEB^{3,4}

¹*Department of Earth & Planetary Science, Northwestern University, Evanston, IL 60208, USA*

²*Center for Interdisciplinary Exploration & Research in Astrophysics (CIERA), Evanston, IL 60208, USA*

³*Institute for Theory and Computation, Harvard University, Cambridge MA 02138, USA*

⁴*Harvard-Smithsonian Center for Astrophysics, 60 Garden St., Cambridge, MA 02138, USA*

ABSTRACT

Black holes growing via the accretion of gas emit radiation that can photoevaporate the atmospheres of nearby planets. Here we couple planetary structural evolution models of sub-Neptune mass planets to the growth of the Milky way’s central supermassive black-hole, Sgr A* and investigate how planetary evolution is influenced by quasar activity. We find that, out to ~ 20 pc from Sgr A*, the XUV flux emitted during its quasar phase can remove several percent of a planet’s H/He envelope by mass; in many cases, this removal results in bare rocky cores, many of which situated in the habitable zones (HZs) of G-type stars. The erosion of sub-Neptune sized planets may be one of the most prevalent channels by which terrestrial super-Earths are created near the Galactic Center. As such, the planet population demographics may be quite different close to Sgr A* than in the Galaxy’s outskirts. The high stellar densities in this region (about seven orders of magnitude greater than the solar neighborhood) imply that the distance between neighboring rocky worlds is short (500 – 5000 AU). The proximity between potentially habitable terrestrial planets may enable the onset of widespread interstellar panspermia near the nuclei of galaxies. More generally, we predict these phenomena to be ubiquitous for planets in nuclear star clusters (NSCs) and ultra-compact dwarfs (UCDs).

Keywords: astrobiology–Galaxy: center–planets and satellites: atmospheres–planets and satellites:
physical evolution

1. INTRODUCTION

The large population of exoplanets discovered by *Kepler* has shown that the architecture and population of planets in the Solar System is unusual—the current population of known exoplanets is dominated by super-Earths and sub-Neptunes with low masses ($5 M_{\oplus} \lesssim M_p \lesssim 20 M_{\oplus}$), low mean densities ($0.3 \text{ g/cm}^3 \lesssim \rho_p \lesssim 1.5 \text{ g/cm}^3$), and short-period orbits ($P \lesssim 50$ days) (Rowe et al. 2014).

Due to the exotic environments of the known exoplanets, their volatile-rich atmospheres may be subjected to a host of external physical processes unparalleled among Solar System planets. For instance, many multi-planet systems have been modified by post-formation dynamical instabilities (e.g., Fang & Margot 2013). Scattering and accretion between planets and planetesimals could result in a range of evolutionary outcomes, both from disruption via “hit-and-run” collisions (Hwang et al. 2017) and planetesimal deposition induced by deep heating (Chatterjee & Chen 2017). In addition, planets orbiting in close proximity to their host stars ($P \lesssim 2$ days) are not observed in the Solar System. These planets may be susceptible to Roche Lobe overflow and runaway mass-transfer due to traversing too close to the Roche-limit. Such an extreme endmember scenario is observed in the case of the disintegrated exo-Mercury Kepler-1520 (Rappaport et al. 2012; Schlawin et al. 2016).

Photoevaporation due to the XUV photons emitted by the host star is another widespread mechanism affecting short-period, low-mass planets. Models and observations suggest that the primordial characteristics of *Kepler* planets has been strongly shaped by XUV/EUV irradiation (e.g., Lopez & Fortney 2013; Chen & Rogers 2016; Fulton et al. 2017; Owen & Wu 2017). Interestingly, the models by Luger et al. (2015) found that a subset of sub-Neptune mass planets initially accreted some amount of H/He can be evaporated down to bare cores. The phrase “habitable evaporated cores” (HECs) was used to describe these remnant cores if they lie in the circumstellar habitable zones of their host M-dwarf stars (Kasting et al. 1993).

Recently, Forbes & Loeb (2017) proposed a new mechanism that could potentially sculpt the planet population on yet a larger scale. They argued that the activity of supermassive black holes (SMBH) located at the cores of galaxies can erode the hydrogen-helium atmospheres accreted from the nebular discs. This effect is likely most pronounced when the black hole is visible as a quasar, during which the XUV output is maximized. Indeed, ionized accretion flows due to the strong X-ray fluxes have been observed to take place in several dis-

tant Active Galactic Nuclei (AGNs) (e.g., Pounds et al. 2003).

Forbes & Loeb (2017) estimate that the effect of XUV radiation from quasars can extend to planets even \sim kpc away from the centers of galaxies for massive black holes. In the Milky Way there is evidence to suggest that the central supermassive black hole Sgr A* has recently undergone periods of strong nuclear activity about 6 Myr ago (Nicastro et al. 2016) and even a mere 110 years ago (Churazov et al. 2017), and likely experienced even more dramatic events in the past. This possibility provides a compelling motivation to study the evolutionary histories of planets whose observable properties may be influenced by the activity of Sgr A*.

2. NUMERICAL SETUP

In this study, we employ the state-of-the-science software instrument MESA (Paxton et al. 2011, 2013, version 8845) to couple the structural evolution of exoplanets to the XUV flux and spectral evolution of Sgr A* during its quasar phases.

2.1. The Planet Model

Our MESA planet model follows the setup described by Chen & Rogers (2016). Consistent with several prior planet evolution models (e.g. Owen & Wu 2013), we consider spherically symmetric planets consisting of a heavy-element, silica-iron-magnesium (Si-Fe-Mg) interior surrounded by a hydrogen-helium dominated envelope. The model satisfies the Newtonian requirement for hydrostatic equilibrium:

$$\frac{dr}{dm} = \frac{1}{4\pi r^2 \rho} \quad (1)$$

$$\frac{dP}{dm} = \frac{GM}{4\pi r^4} \quad (2)$$

$$\frac{d\tau}{dm} = \frac{\kappa}{4\pi r^2} \quad (3)$$

where $m(r)$ is mass enclosed within radius r , τ is the optical depth, κ is the opacity, and ρ is the density as a function of local pressure and temperature.

For the equations of state suitable for gas giant planetary atmosphere conditions, we adopt the formalism in Saumon et al. (1995). Unless otherwise stated, we use Solar star-planet metallicities $Z = 0.03$ and Solar helium mass fractions $Y = 0.25$. Low temperature Rosseland opacity tables native to MESA are employed for the optical and infrared wavelengths (Freedman et al. 2008). We refer the reader to the original MESA papers (Paxton et al. 2011, 2013) for further descriptions of the equations of state and opacity table options.

The radiative transfer and the treatment of the atmosphere is based on the two-stream approximation of Guillot (2010) and Guillot & Havel (2011) (an option native to MESA). In computing the temperature and basic radiative properties of the planet atmosphere, this approximation assumes a grey atmosphere and incident upward and downward fluxes independent of each other. This approach is in contrast to that of e.g., Fortney et al. (2007) where they computed the radiation from wavelength-dependent atmosphere grids.

The thermal evolution model is coupled to analytical atmospheric escape processes driven by incident XUV photons ($1 \lesssim \lambda \lesssim 1200\text{\AA}$). By convention, the energy-limited escape is parameterized as (e.g., Watson et al. 1981; Lopez et al. 2012; Owen & Alvarez 2015):

$$\frac{dM_p}{dt} = -\frac{\epsilon_{\text{XUV}} \pi F_{\text{XUV}} R_p R_{\text{XUV}}^2}{GM_p K_{\text{tidal}}}, \quad (4)$$

where ϵ_{EUV} is the mass-loss efficiency parameter. F_{EUV} is the extreme ultraviolet energy flux impinging on the planet atmosphere. R_p and M_p are planet radius at optical depth $\tau_{\text{visible}} = 1$ and the mass of the planet. R_{XUV} is the distance from the center of the planet to the point where the atmosphere is optically thick to XUV photons. The coefficient $K_{\text{tidal}} \equiv 1 - (3R_{\text{EUV}})/(2R_H) + 1/[2(R_H/R_{\text{EUV}})^3]$ corrects for tidal forces, where R_H is the Hill radius of the planet.

The planet’s core is modeled as the lower boundary of the atmosphere and the core mass-density relations are derived from self-consistent interior models (Rogers et al. 2011). The planet also includes time-dependent core heat:

$$L_{\text{core}} = -c_v M_{\text{core}} \frac{dT_{\text{core}}}{dt} + L_{\text{radio}}. \quad (5)$$

The first term on the right hand side of Equation 5 represents the internal thermal inertia where $c_v = 1.0 \text{ J K}^{-1} \text{ g}^{-1}$ is the heat capacity of the core at constant volume (in $\text{ergs K}^{-1} \text{ g}^{-1}$), M_{core} is the mass of the planet’s core, and dT_{core}/dt is time derivative of the effective (mass-weighted) core temperature. Here we calculate the Lagrangian time derivative of the temperature at the envelope base as representative for this term. The term L_{radio} represents the contribution of the decay of radio nuclei from ^{232}Th , ^{238}U , ^{40}K , and ^{235}U (Hartmann 2015).

2.2. XUV Flux and Growth of Supermassive Black Holes

The high-energy radiation incident from Sgr A* during its quasar episodes can impart significant heating to planetary atmospheres in its vicinity. This flux $F_{\text{BH,XUV}}$

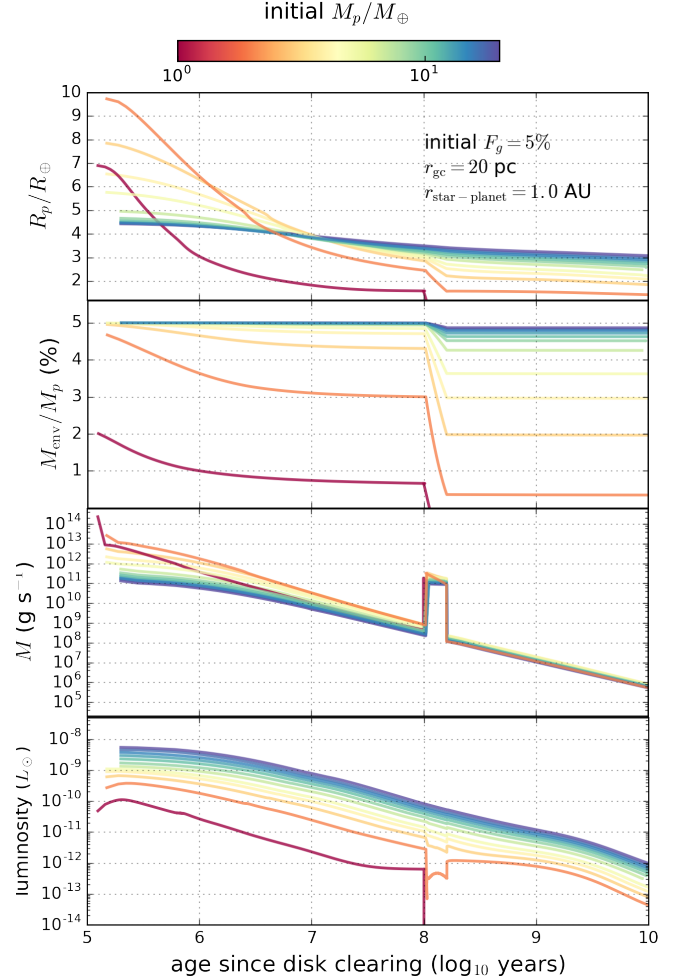


Figure 1. Plots of planet radius, gas-envelope mass, mass-loss rate, and photospheric luminosity over time. Simulations are initialized with the same H/He mass fraction = 5%, galactocentric distance of 20 pc, and star-planet separation of 1.0 AU, but with different initial mass as denoted by color. The XUV radiation has a substantial effect on the envelope mass, particularly for low-mass planets. Following the quasar phase of Sgr A*, the remainder of the planetary evolution is evolved via thermal cooling and contraction.

can, in some regimes, be much greater than that outputted by the planet’s host star $F_{*,\text{XUV}}$, depending on the specific star-planet separation and galactocentric distances considered.

In this study, we couple our MESA structural calculations to the predicted (Thomas et al. 2016) XUV flux of Sgr A* in an active phase. The following variables and their respective values were used in deriving the AGN spectra:

- corona size (\log_{10} in gravitational radii) $r_c = 1.0$

- η_{Edd} (Eddington ratio) = 1
- the photon power law index $\Gamma = 1.8$
- non-thermal fraction $p_{NT} = 0.1$
- the black hole mass $M_{\text{BH}} = 4 \times 10^6 M_{\odot}$

We assume that the black hole remains in this quasar state, where $\eta_{\text{Edd}} = 1$, for a timescale $t_0 = 50$ Myr. This timescale corresponds to an estimate of the typical quasar lifetime (e.g. Wyithe & Loeb 2003; Fan et al. 2008). Although the supermassive black hole is always accreting material at some level, it is consistent with observational constraints to assume that its growth is dominated by the quasar phase. Planets are affected by this radiation only when the XUV flux exceeds $\sim 0.1 \text{ erg s}^{-1} \text{ cm}^{-2}$ (Bolmont et al. 2017), so the effect on planetary atmospheres will also be dominated by the quasar phase. We have tested a suite of simulations with variable SMBH luminosity and found that the inclusion of variability does not alter the calculated planet observables by more than 5%, which is much lower than current observational uncertainties

3. RESULTS

The coupled thermal/mass-loss evolution simulations, for fixed H/He mass fraction $F_g = 5\%$ and star-planet separation = 1.0 AU, are shown in Figure 1. Planet radius, envelope mass fraction, mass-loss rate, and luminosity as a function of planet age (from 10^5 to 10^{10} years since disc clearing) are shown in four separate panels. The AGN flux begins at a planet age of 100 Myr and lasts for 50 Myr.

Outside of the Sgr A* quasar phases, planetary radii decrease over time due to atmospheric escape and also simply due to thermal contraction. Mass is initially lost at large rates due to both the higher stellar XUV output and planet entropy (and thus cross-sectional radii) at young ages. The photospheric luminosity of the planet falls gradually as the planet cools. During the quasar phase, the mass-loss rate increases by orders of magnitude, and the photospheric luminosity is also perturbed by the abrupt increase in mass-loss rate, which induces sudden changes in the XUV-photon radii of the planet models. The large effect of the quasar as compared to the host star is expected, since planets at 1.0 AU receive much lower XUV irradiation than the typical planet observed by *Kepler*.

We have established that XUV irradiation from Sgr A* can alter the evolution pathways of low-mass planets, but it is unknown to what extent this may affect the composite planet population. To examine this, we run a grid of planet mass M_p from 1 to $25 M_{\oplus}$ and H/He mass

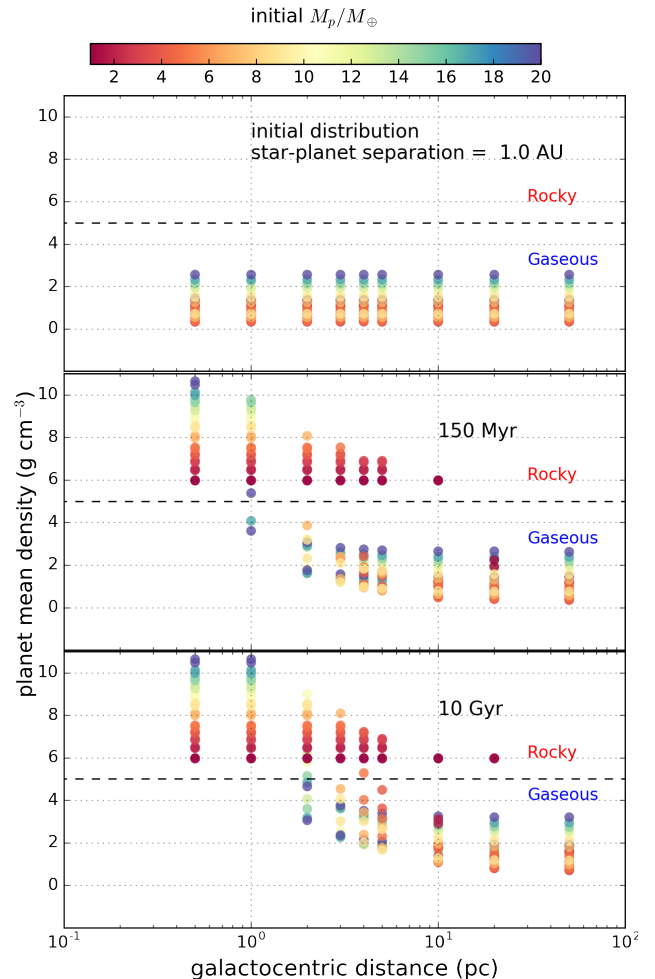


Figure 2. Planet mean density ρ_p as a function of galactocentric distance r_{gc} . Accompanying the decrease of r_{gc} , there is a substantial rise in the number of HECs. Conversely, it becomes increasingly difficult to completely evaporate sub-Neptunes for orbital distances beyond 20 pc from Sgr A*.

fractions between $F_g = 5\%$ and 10% . With each combination of M_p and F_g , we explore 11 galactocentric distances $r_{\text{gc}} = 0.1, 1, 2, 3, 4, 5, 10, 15, 20, 50,$ and 100 pc.

These results are shown in Figure 2, where we illustrate how the initial planet distribution is sculpted by the AGN XUV flux at star-planet separation of 1.0 AU. Panel a shows our initial planet distribution setup unaltered by any post-formation processes. Panel b illustrates the case at 150 Myr planet age, at which point the AGN has just turned off. Panel c is the final planet distribution at 10 Gyr planet age. One can see that most of the shifts in planet composition arise from the activity of Sgr A*; the set of models at the largest galactocentric

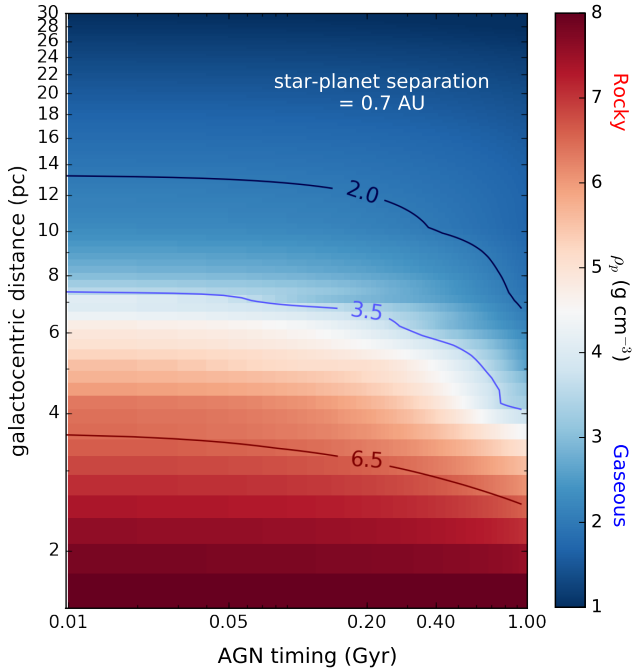


Figure 3. Color-coded contour plot illustrating maximum planet density achieved as a function of AGN occurrence times and galactocentric distance, for $M_p = 5 - 10M_\oplus$ and $F_g = 1 - 5\%$. The highest density region (lower left-hand corner) reflects the most efficient parameter space regime for HEC-transformation. Not surprisingly, this regime corresponds to the corner of the parameter space where both the x and y-axis variables are minimized. This means that the probability of a given planet model being rocky increases with decreasing galactocentric radius and greater planet age. At the inner edge of the habitable zone (0.7 AU case shown here), more areas are converted to rocky compared to the outer edge of the habitable zone due to the increased XUV irradiation from the host star. This plot also shows the relatively insensitivity of HEC-transformation to the AGN occurrence time.

distance are largely unchanged from the initial conditions, while planets close to the quasar are completely transformed from gaseous to rocky¹. For galactocentric distances beyond 30 pc, most simulations lie in the range where $F_{\text{EUV}} \lesssim 10^4 \text{ erg s}^{-1} \text{ cm}^{-2}$. In this regime, ionization is rarefied and it becomes increasingly difficult to completely erode larger planets even after the entire duration of the quasar phase.

Due to the evolving stellar F_{XUV} and planet radius, the onset of the AGN at various times may have substantial impacts on the outcomes of planet density. To

¹ We defined a planet being “rocky” when $F_g \lesssim 10^{-5}$. At this point, we terminate the code and assume the remainder of the H/He is quickly lost via Jeans escape.

gauge the relative importance of this effect, we ran simulations with fixed initial $M_p = 5 M_\oplus$ and $F_g = 5\%$. We vary the galactocentric distance as in the previous set of simulations, but now we vary the AGN occurrence times between 10 Myr and 1 Gyr as well. We also explore three star-planet separation $a = 0.7, 1.0,$ and 1.5 AU, bracketing the optimistic habitable zone for Sun-like stars (Kasting et al. 1993; Yang et al. 2014).

Figure 3 illustrate the effects of different AGN occurrence times on the final planet composition. We have already seen that the final planet composition is strongly dependent on galactocentric distance; we show here that it is also weakly dependent on the AGN occurrence time and star-planet separation. AGN activity early in the planet’s evolution (\sim Myr) has substantially different resultant planet density imprinted on the population than turning it on at a much later time (\sim Gyr). The highest density region of Figure 3 reflects the most efficient parameter space regime for HEC-transformation. Not surprisingly, this regime corresponds to small galactocentric distance, and early AGN occurrence time. We have tested a range of star-planet separations (not shown). Not surprisingly, we find that such transformation is more efficient for planets orbiting closer to their host star, since the XUV irradiation from the host star contributes to atmospheric mass loss as well. This result is also unsurprising, given that Venus (which lies at the optimistic inner edge of the HZ), for instance, is thought to have lost its initial water inventory via hydrodynamic escape of hydrogen (Kasting & Pollack 1983).

4. DISCUSSION

Prior to discussing the implications for various aspects of planetary science, the reader should bear in mind a few caveats that may affect our numerical calculations. First, to limit the potentially huge parameter space, we only adopted the XUV evolution model of G-type stars (Ribas et al. 2005). However, lower mass stars such as M-dwarfs have much longer XUV luminosity saturation timescales (see e.g., Chabrier & Baraffe 1997) compared to the G-dwarf models employed here. Therefore, the number of predicted rocky planets should increase with altered stellar spectra of M-dwarfs. On a similar note, the orbital semi-major axis of all planets simulated have $\gtrsim 0.7$ AU, which lie in a regime that is distinctively not *Kepler*-like. At closer-in orbital separations of $\lesssim 0.1$ AU, we predict that the planet population would be more dominated by evaporated (but non-habitable) cores.

Second, we restrict our study to planets with H/He-rich atmospheres and do not consider, for example, diffusion-limited escape processes that may be important for atmospheric structures with much less H/He

(e.g., [Kasting et al. 2015](#)). Studying thinner more Earth-like atmospheres however, will require a different model that is not suited for the current architecture of MESA. Third, we ignore all other effects that AGNs may have on atmospheric chemistry. Black hole XUV irradiation would not only drive enhanced hydrodynamic escape, which we have solely considered here. We will determine the effects of X-ray irradiation on photochemistry of planetary atmospheres in a separate paper using 3-D global chemistry models.

4.1. *Implications for the Planet Population Demographics*

Our model predicts a weak composition gradient as a function of galactocentric distance in the planet population, arising from the creation of a new population of rocky planets at the heart of the galactic bulge. This prediction could be tested by present and future observational campaigns. The radial velocity technique is likely not suitable to survey the planets studied here, as they reside close to the Galactic Center. Gravitational microlensing however, can detect low-mass planets down to Mars-mass objects up to ~ 8 kpc away ([Gould & Loeb 1992](#); [Beaulieu et al. 2006](#); [Barclay et al. 2017](#)), and WFIRST is sufficiently sensitive that it will likely find a substantial number of transiting planets in the course of its microlensing survey ([Spergel et al. 2015](#)).

In our simulations, we have not included the long-term orbital evolution of systems in the galactic disc. Several authors (see e.g., [Loebman et al. 2016](#)) argue that the fraction of stars observed in the solar neighborhood (e.g., the Alpha Centauri system [Barnes et al. 2016](#)) may have migrated from smaller r_{gc} . A future study could employ a more detailed estimate of the fraction of nearby systems from various galactocentric birth radii with a single initial planet population distribution². This way, one will be able to calculate the resultant density distribution of planets both as a function of the galactocentric distance of the planets at the time of the quasar episodes, and as a function their present-day distance (which would be an uncertain mixture of the former).

4.2. *Implications for Habitability*

Figure 2 indicates that, for $r_{gc} \lesssim 20$ pc, planets with up to 10% of H/He by mass can be stripped to bare cores in the HZs of solar-type stars, resembling “HECs” found in the models of [Luger et al. \(2015\)](#)³. At $r_{gc} \gtrsim 30$ pc,

only planets with 1-2 M_{\oplus} can be evaporated completely at star-planet separations of 1.0 AU. This is consistent with the findings of [Lammer et al. \(2014\)](#) that planets more massive than $\sim 1.5 M_{\oplus}$ typically cannot lose their accreted gas. Even for planets around M-dwarfs, it becomes increasingly difficult to evaporate planets with rocky cores significantly beyond 1.5 M_{\oplus} ([Luger et al. 2015](#)). Our simulations show that at $r_{gc} \lesssim 10$ pc, planets larger than $\sim 5 M_{\oplus}$ can still be completely eroded. On a similar note, it is possible that planets simply are not born with much H/He due to photoevaporation of the protoplanetary disc by the black hole ([Murray-Clay & Loeb 2012](#)). Yet, the timescale window to allow this to happen is arguably much smaller than the one studied here—in Figure 3 we demonstrated that complete erosion of H/He is possible throughout the planets’ lifetime.

Many authors (e.g., [Lineweaver et al. 2004](#)) have questioned the habitability of planetary systems so close to the galactic center. These authors argue that planets here are especially vulnerable to supernova explosions and gamma-ray bursts. Although these events may be harmful to the biosphere via their effect on atmospheric chemistry such as O_3 , the distance out to which they have strongly deleterious effects on habitability is controversial. If there exists insufficient amount of ozone present however, then perhaps only a few species of extremophiles such as *Deinococcus* or highly muted organisms would survive. Another argument against habitability close to the Galactic Center is that terrestrial planets must survive dynamical ejection from gas giant planets ([Barclay et al. 2017](#)), which are likely more common in the higher-metallicity centers of galaxies given the well-known correlation between metallicity and giant planet occurrence ([Fischer & Valenti 2005](#)). Although true terrestrial planets directly assembled from planetary embryos may very well be ejected by excited gas giants early on, new rocky planets may appear later in the life of the system via the transformation of mini-Neptunes to rocky cores by the AGN. Despite these possible preclusions to habitability, the sheer number of potential terrestrials worlds (see Section 4.3) due to the extreme stellar density enables plenty of opportunities for life to arise.

4.3. *Implications for Panspermia*

affects that may play critical roles in governing habitability. We are following the naming convention of [Luger et al. \(2015\)](#), to distinguish these planets from true terrestrial planets formed by the aggregate of planetesimals in the HZs.

² [Chen & Rogers \(2016\)](#) and [Owen & Wu \(2017\)](#) have found that an initial starting distribution flat in log-space can roughly reproduce the observed planet distribution.

³ In referring to them as “habitable”, we are of course ignoring the various other atmospheric, chemical, climatic, and geophysical

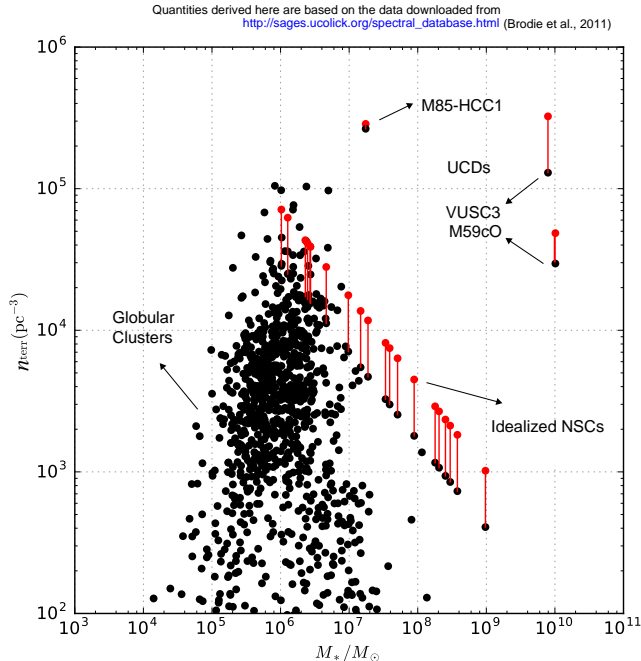


Figure 4. Theoretical spatial density of rocky planets (n_{terr}) as a function of stellar mass (in M_{\odot}) of the system. The most significant effect due to SMBH-induced erosion are planets situated within ultra-compact dwarfs (UCDs) and nuclear star clusters (NSCs). Interestingly, systems that are shifted most substantially also correspond to systems with the largest estimated mass (M_{*}/M_{\odot}). Other populations are not significantly affected as they are more dispersed or lie farther from their respective central black holes.

The concept of panspermia, where life is transmitted via interplanetary or interstellar contact, has been discussed for decades (e.g., Chyba & Sagan 1992; Adams & Spiegel 2005; Lin & Loeb 2015). Here we shall comment on what our results imply for such processes. Several authors (e.g., Lin & Loeb 2015) argued that stellar density is indirectly linked to panspermia efficiency. This is because high density implies higher likelihood of close encounters and thus transfer events between planets, as in globular clusters (Di Stefano & Ray 2016) or even within the same system (e.g. TRAPPIST-1 Lingam & Loeb 2017).

Recent observations by the VLT (Very Large Telescope) argue for a high stellar density close to Sgr A*. Within 5 pc of the galactic center, the stellar mass density is estimated to be $\sim 10^5 M_{\odot} \text{pc}^{-3}$ (Schödel et al. 2017), with a power-law index of $\gamma \approx 1.23$. (By contrast, the spatial stellar density in the solar neighborhood is $0.2 M_{\odot} \text{pc}^{-3}$.) Within 5 pc of the galactic center, the mean distance between neighboring stars would be a mere ~ 5000 AU (compared to the closest Oort

cloud objects at ~ 6000 AU from the Earth). Oort cloud comets can be perturbed onto Earth-crossing trajectories (Fernandez & Ip 1987), highlighting the relative ease for cometary or asteroidal exchanges between planetary systems at these distances. In addition, if the processes of panspermia occur after the quasar periods, then the chances for microbes to survive the interstellar journey are greatly enhanced.

We now turn to exploring how the AGN effects considered here may impact the broader planet distribution across a variety of stellar systems. We use the visual magnitudes and effective radii of a collection of nearby spheroidal stellar systems compiled by Brodie et al. (2011) to estimate the stellar densities, stellar masses, and black hole masses for each system. We assume a mass to light ratio of 2, and a black hole mass following Häring & Rix (2004). We also estimate the mass and density of nuclear star clusters following the simplified model of MacLeod et al. (2012). Figure 4 shows the results for the predicted spatial number density of terrestrial planets n_{terr} against the typical mass of each stellar system. To explore the degree of AGN effects, we show our results as both an initial estimate (black dot) and a new estimate taking into account the transformation of gaseous planets to rocky as we have described in this work (red dot). We assume unity for the planet to star number density ratio and that the initial rocky to gaseous planet ratio is 2 to 3 (40% rocky vs 60% gaseous). Among all objects shown, globular clusters, ultra-compact dwarfs (UCDs), and low-mass NSCs all reach of order $\sim 10^6$ rocky planets per pc^3 . The density of rocky planets is not substantially increased in globular clusters by the putative black holes, but UCDs and NSCs are each close enough to a sufficiently massive black hole for their mini-Neptunes to be affected.

On a more speculative note, assuming that the spread of advanced technological colonies operates with a formalism akin to microbial panspermia, for example interstellar population diffusion (Newman & Sagan 1981), then it may be possible for civilizations to establish a larger network with closer distances between systems (e.g., Kardashev 1985), compared to the galactic outskirts. We conclude by proposing that efforts to Search for Extra-Terrestrial Intelligence (SETI) should include galactic centers as future targets.

5. CONCLUSION

In this Letter, we have presented a comprehensive study of coupled AGN growth models to the thermo-physical simulations of sub-Neptune sized planets. We have followed the arguments made by Forbes & Loeb (2017) and used a theoretical spectra of Sgr A* to deter-

mined the amount of ionizing flux incident upon a range of MESA planet structural models. Our models predict that the XUV flux from Sgr A* during quasar phase can blow off several percent of the H/He envelopes of mini-Neptunes in the HZs of Sun-like stars and, in several cases, lead to completely barren cores (“HECs”, Luger et al. 2015). This prediction arises naturally from the consequences of black hole accretion and planet evaporation theories.

The large number of HECs imply extremely compact regions of (exo)planetary systems potentially filled to capacity by terrestrial worlds. This study cautions against

introducing too much geocentric prejudices when discussing the potentials of astrobiology (Loeb 2017).

HC acknowledges University Fellowship at Northwestern University, typically awarded to first year graduate students at NU. This research was supported in part through the computational resources and staff contributions provided for the Quest high performance supercomputing facility at Northwestern University which is jointly supported by the Office of the Provost, the Office for Research, and Northwestern University Information Technology. We thank Manasvi Lingam for helpful comments. We also thank Harvard’s Black Hole Initiative which is funded by a grant from the John Templeton Foundation. JCF and AL acknowledge the Breakthrough Prize Foundation for support.

REFERENCES

- Adams, F. C., & Spiegel, D. N. 2005, *Astrobiology*, 5, 497
- Barclay, T., Quintana, E. V., Raymond, S. N., & Penny, M. T. 2017, *ApJ*, 841, 86
- Barnes, R., Deitrick, R., Luger, R., et al. 2016, *ArXiv e-prints*, arXiv:1608.06919
- Beaulieu, J.-P., Bennett, D. P., Fouqué, P., et al. 2006, *Nature*, 439, 437
- Bolmont, E., Selsis, F., Owen, J. E., et al. 2017, *MNRAS*, 464, 3728
- Brodie, J. P., Romanowsky, A. J., Strader, J., & Forbes, D. A. 2011, *AJ*, 142, 199
- Chabrier, G., & Baraffe, I. 1997, *A&A*, 327, 1039
- Chatterjee, S., & Chen, H. 2017, *ArXiv e-prints*, arXiv:1708.05366
- Chen, H., & Rogers, L. A. 2016, *ApJ*, 831, 180
- Churazov, E., Khabibullin, I., Sunyaev, R., & Ponti, G. 2017, *MNRAS*, 471, 3293
- Chyba, C., & Sagan, C. 1992, *Nature*, 355, 125
- Di Stefano, R., & Ray, A. 2016, *ApJ*, 827, 54
- Fan, L., Lapi, A., De Zotti, G., & Danese, L. 2008, *ApJL*, 689, L101
- Fang, J., & Margot, J.-L. 2013, *ApJ*, 767, 115
- Fernandez, J. A., & Ip, W.-H. 1987, *Icarus*, 71, 46
- Fischer, D. A., & Valenti, J. 2005, *ApJ*, 622, 1102
- Forbes, J. C., & Loeb, A. 2017, *ArXiv e-prints*, arXiv:1705.06741
- Fortney, J. J., Marley, M. S., & Barnes, J. W. 2007, *ApJ*, 659, 1661
- Freedman, R. S., Marley, M. S., & Lodders, K. 2008, *ApJS*, 174, 504
- Fulton, B. J., Petigura, E. A., Howard, A. W., et al. 2017, *arXiv preprint arXiv:1703.10375*
- Gould, A., & Loeb, A. 1992, *ApJ*, 396, 104
- Guillot, T. 2010, *A&A*, 520, A27
- Guillot, T., & Havel, M. 2011, *A&A*, 527, A20
- Häring, N., & Rix, H.-W. 2004, *ApJL*, 604, L89
- Hartmann, W. 2015, *J. Geophys. Res. Atmos.*, 120, 5775
- Hwang, J., Chatterjee, S., Lombardi, Jr., J., Steffen, J., & Rasio, F. 2017, *ArXiv e-prints*, arXiv:1707.01628
- Kardashev, N. S. 1985, in *The search for extraterrestrial life: Recent developments*, Vol. 112, 497–504
- Kasting, J. F., Chen, H., & Kopparapu, R. K. 2015, *ApJL*, 813, L3
- Kasting, J. F., & Pollack, J. B. 1983, *Icarus*, 53, 479
- Kasting, J. F., Whitmire, D. P., & Reynolds, R. T. 1993, *Icarus*, 101, 108
- Lammer, H., Stökl, A., Erkaev, N. V., et al. 2014, *MNRAS*, 439, 3225
- Lin, H. W., & Loeb, A. 2015, *The Astrophysical Journal Letters*, 810, L3
- Lineweaver, C. H., Fenner, Y., & Gibson, B. K. 2004, *Science*, 303, 59
- Lingam, M., & Loeb, A. 2017, *Proceedings of the National Academy of Science*, 114, 6689
- Loeb, A. 2017, *ArXiv e-prints*, arXiv:1706.05959
- Loebman, S. R., Debattista, V. P., Nidever, D. L., et al. 2016, *ApJL*, 818, L6
- Lopez, E. D., & Fortney, J. J. 2013, *ApJ*, 776, 2
- Lopez, E. D., Fortney, J. J., & Miller, N. 2012, *ApJ*, 761, 59
- Luger, R., Barnes, R., Lopez, E., et al. 2015, *Astrobiology*, 15, 57

- MacLeod, M., Guillochon, J., & Ramirez-Ruiz, E. 2012, *ApJ*, 757, 134
- Murray-Clay, R. A., & Loeb, A. 2012, *Nature Communications*, 3, 1049
- Newman, W. I., & Sagan, C. 1981, *Icarus*, 46, 293
- Nicastro, F., Senatore, F., Krongold, Y., Mathur, S., & Elvis, M. 2016, *ApJL*, 828, L12
- Owen, J. E., & Alvarez, M. A. 2015, *ArXiv e-prints*, arXiv:1504.07170
- Owen, J. E., & Wu, Y. 2013, *ApJ*, 775, 105
- . 2017, *ApJ*, 847, 29
- Paxton, B., Bildsten, L., Dotter, A., et al. 2011, *ApJS*, 192, 3
- Paxton, B., Cantiello, M., Arras, P., et al. 2013, *ApJS*, 208, 4
- Pounds, K. A., Reeves, J., King, A. R., et al. 2003, *Monthly Notices of the Royal Astronomical Society*, 345, 705
- Rappaport, S., Levine, A., Chiang, E., et al. 2012, *ApJ*, 752, 1
- Ribas, I., Guinan, E. F., Güdel, M., & Audard, M. 2005, *ApJ*, 622, 680
- Rogers, L. A., Bodenheimer, P., Lissauer, J. J., & Seager, S. 2011, *ApJ*, 738, 59
- Rowe, J. F., Bryson, S. T., Marcy, G. W., et al. 2014, *ApJ*, 784, 45
- Saumon, D., Chabrier, G., & van Horn, H. M. 1995, *ApJS*, 99, 713
- Schlawin, E., Herter, T., Zhao, M., Teske, J. K., & Chen, H. 2016, *ApJ*, 826, 156
- Schödel, R., Gallego-Cano, E., Dong, H., et al. 2017, *ArXiv e-prints*, arXiv:1701.03817
- Spergel, D., Gehrels, N., Baltay, C., et al. 2015, *ArXiv e-prints*, arXiv:1503.03757
- Thomas, A. D., Groves, B. A., Sutherland, R. S., et al. 2016, *ApJ*, 833, 266
- Watson, A. J., Donahue, T. M., & Walker, J. C. G. 1981, *Icarus*, 48, 150
- Wyithe, J. S. B., & Loeb, A. 2003, *ApJ*, 595, 614
- Yang, J., Boué, G., Fabrycky, D. C., & Abbot, D. S. 2014, *The Astrophysical Journal Letters*, 787, L2