

Experimental generation of tripartite polarization entangled states of bright optical beams

Liang Wu,¹ Zhihui Yan,^{1,2} Yanhong Liu,¹ Ruijie Deng,¹ Xiaojun Jia,^{1,2, a)} Changde Xie,^{1,2} and Kunchi Peng^{1,2}

¹State Key Laboratory of Quantum Optics and Quantum Optics Devices, Institute of Opto-Electronics, Shanxi University, Taiyuan, 030006, People's Republic of China

²Collaborative Innovation Center of Extreme Optics, Shanxi University, Taiyuan 030006, People's Republic of China

The multipartite polarization entangled states of bright optical beams directly associating with the spin states of atomic ensembles are one of the essential resources in the future quantum information networks, which can be conveniently utilized to transfer and convert quantum states across a network composed of many atomic nodes. In this letter, we present the experimental demonstration of tripartite polarization entanglement described by Stokes operators of optical field. The tripartite entangled states of light at the frequency resonant with D1 line of Rubidium atoms are transformed into the continuous variable polarization entanglement among three bright optical beams via an optical beam splitter network. The obtained entanglement is confirmed by the extended criterion for polarization entanglement of multipartite quantized optical modes.

Quantum entanglement plays the kernel role in the developing of quantum information technology and has been applied in a variety of quantum communication and computation protocols¹⁻⁸. At present, the interest has focused on building the quantum internet⁹ composed of quantum nodes and quantum information transmission channel^{10,11}. Continuous-variable (CV) polarization entanglement of optical field can be manipulated and detected with high efficiency and the bright polarization entangled beams can be directly measured without the need of a local oscillator¹²⁻¹⁵. Furthermore, both the polarization of light and atomic spin are described by Stokes operators, and the fluctuations of the polarization variables can be easily mapped onto the collective fluctuations of an atomic ensemble, thus the quantum state transfer between CV polarization states and spin states of atomic ensembles can be conveniently realized¹². In 2002, N. V. Korolkova et al. introduced the physical concept about CV polarization entangled states and proposed schemes of generating and characterizing them¹⁶. P. K. Lam's group experimentally demonstrated CV polarization squeezing and bipartite entanglement by means of two degenerate optical parameter amplifiers (DOPAs)¹³. Then the polarization entanglement between two optical modes was realized by G. Leuchs's group with the asymmetric fiber-optic Sagnac interferometer^{14,17}. The polarization entanglement was also produced in cold cesium atoms placed inside an optical cavity with high finesse¹⁸.

However, the bipartite entanglement is not enough to establish quantum networks, thus we have to prepare the polarization entangled states with more than two submodes. Here we report the experimental generation of CV tripartite polarization entangled states of light resonant on the Rb D1 line (795 nm), which are suitable for implementing optical storage and realizing the interaction between light and atoms. According to the inseparability criterion for the multipartite polarization entanglement deduced by us before¹⁹, the obtained polarization entangled state is characterized quantitatively. The exper-

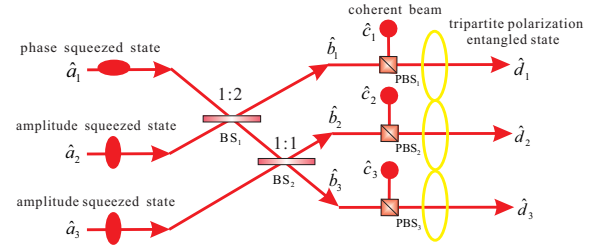


FIG. 1. Schematic for the generation of tripartite polarization entangled state.

imentally produced tripartite entangled states also satisfies the criterion for the genuine multipartite entanglement deduced by R. Y. Teh and M. D. Reid²⁰. The experimental system and scheme can be directly extended to produce CV polarization entangled states with more submodes.

In quantum optics, the Stokes operators (\hat{S}_0 , \hat{S}_1 , \hat{S}_2 and \hat{S}_3) are usually used to describe the polarization state of light²¹, which satisfy a spherical equation $\hat{S}_1^2 + \hat{S}_2^2 + \hat{S}_3^2 = \hat{S}_0^2 + 2\hat{S}_0$ and constitute a Poincaré sphere^{15,16}. Where \hat{S}_0 represents the beam intensity whereas \hat{S}_1 , \hat{S}_2 and \hat{S}_3 characterize its polarization and form a Cartesian axes system, which can be easily mapped to the spin operators of the atomic media. The Stokes parameters for pure states can be described by the corresponding annihilation $\hat{a}_{H(V)}$ and creation $\hat{a}_{H(V)}^\dagger$ operators of the constituent horizontally (subscript H) and vertically (subscript V) polarized modes in the frequency space, that are:

$$\begin{aligned}\hat{S}_0 &= \hat{a}_H^\dagger \hat{a}_H + \hat{a}_V^\dagger \hat{a}_V, \hat{S}_2 = \hat{a}_H^\dagger \hat{a}_V e^{i\theta} + \hat{a}_V^\dagger \hat{a}_H e^{-i\theta}, \quad (1) \\ \hat{S}_1 &= \hat{a}_H^\dagger \hat{a}_H - \hat{a}_V^\dagger \hat{a}_V, \hat{S}_3 = i\hat{a}_V^\dagger \hat{a}_H e^{-i\theta} - i\hat{a}_H^\dagger \hat{a}_V e^{i\theta}. \quad (2)\end{aligned}$$

Where θ is the relative phase between the H and V-polarization modes.

The schematic for the generation of tripartite polarization entangled state is shown in Fig. 1. A quadrature phase squeezed state of light (\hat{a}_1) and two quadrature amplitude

^{a)}Electronic mail: jiaxj@sxu.edu.cn

squeezed state of light (\hat{a}_2 and \hat{a}_3) interfere on a beam splitters BS₁ (BS₂), with the ratio of reflectivity and transmissivity R:T=1:2 (1:1) to generate a tripartite GHZ-like entangled state (\hat{b}_1 , \hat{b}_2 and \hat{b}_3)²². The three submodes \hat{b}_1 , \hat{b}_2 and \hat{b}_3 , each of which is a weak horizontal polarized (H) states, are coupled with three strong vertical polarized (V) coherent beams \hat{c}_1 , \hat{c}_2 and \hat{c}_3 on three polarization beam splitters (PBS₁₋₃), respectively. For simplicity and without loss of generality, the average power of the three squeezed states of light (coherent light) is adjusted to equal, that is: $\alpha_{a_1}^2 = \alpha_{a_2}^2 = \alpha_{a_3}^2 = \alpha_a^2$ ($\alpha_{c_1}^2 = \alpha_{c_2}^2 = \alpha_{c_3}^2 = \alpha_c^2$). The ratio of the intensity of the squeezing and coherent light is: $\alpha_a^2/\alpha_c^2 = 1/30$. The phase difference θ on the beam splitters BS_{1,2} and PBS₁₋₃ all are controlled to $2k\pi$ (k is an integer). The noise operators of the quadrature amplitude $\delta\hat{X}_{a_i}^+(\Omega)$ (phase $\delta\hat{X}_{a_i}^-(\Omega)$) of a squeezed state at the sideband frequency (Ω) can be expressed as $\delta\hat{X}_{a_2(3)}^+(\Omega) = e^{-r_2(3)}\delta\hat{X}_{a_2(3)}^{+(0)}(\Omega)$, $\delta\hat{X}_{a_2(3)}^-(\Omega) = e^{r_2(3)+r'_2(3)}\delta\hat{X}_{a_2(3)}^{-(0)}(\Omega)$ ($\delta\hat{X}_{a_1}^+(\Omega) = e^{r_1+r'_1}\delta\hat{X}_{a_1}^{+(0)}(\Omega)$, $\delta\hat{X}_{a_1}^-(\Omega) = e^{-r_1}\delta\hat{X}_{a_1}^{-(0)}(\Omega)$), where $\delta\hat{X}_{a_i}^{\pm(0)}(\Omega)$ are the amplitude (+) and phase (-) noise operators of the input beams of DOPAs, r_i is the squeezing parameter and r'_i is the factor of extra noise on the antisqueezed quadrature components²³. Since $\alpha_a^2 \ll \alpha_c^2$ the quantum fluctuation variance of Stokes operators are expressed as

$$\begin{aligned} \delta^2\hat{S}_{0_{d_1(d_2,d_3)}}(\Omega) &= \delta^2\hat{S}_{1_{d_1(d_2,d_3)}}(\Omega) = 4\alpha_c^2\delta^2\hat{X}_{c_{1(2,3)}}^+(\Omega), \\ \delta^2\hat{S}_{2_{d_1}}(\Omega) &= 4\alpha_c^2\left(\frac{e^{2r_1+2r'_1}}{3}\delta^2\hat{X}_{a_1}^{+(0)}(\Omega) + \frac{2e^{-2r_2}}{3}\delta^2\hat{X}_{a_2}^{+(0)}(\Omega)\right), \\ \delta^2\hat{S}_{3_{d_1}}(\Omega) &= 4\alpha_c^2\left(\frac{e^{-2r_1}}{3}\delta^2\hat{X}_{a_1}^{-(0)}(\Omega) + \frac{2e^{2r_2+2r'_2}}{3}\delta^2\hat{X}_{a_2}^{-(0)}(\Omega)\right), \\ \delta^2\hat{S}_{2_{d_2}}(\Omega) &= 4\alpha_c^2\left(\frac{e^{2r_1+2r'_1}}{3}\delta^2\hat{X}_{a_1}^{+(0)}(\Omega) \right. \\ &\quad \left. - \frac{e^{-2r_2}}{6}\delta^2\hat{X}_{a_2}^{+(0)}(\Omega) + \frac{e^{-2r_3}}{2}\delta^2\hat{X}_{a_3}^{+(0)}(\Omega)\right), \\ \delta^2\hat{S}_{3_{d_2}}(\Omega) &= 4\alpha_c^2\left(\frac{e^{-2r_1}}{3}\delta^2\hat{X}_{a_1}^{-(0)}(\Omega) \right. \\ &\quad \left. - \frac{e^{2r_2+2r'_2}}{6}\delta^2\hat{X}_{a_2}^{-(0)}(\Omega) + \frac{e^{2r_3+2r'_3}}{2}\delta^2\hat{X}_{a_3}^{-(0)}(\Omega)\right), \\ \delta^2\hat{S}_{3_{d_3}}(\Omega) &= 4\alpha_c^2\left(\frac{e^{2r_1+2r'_1}}{3}\delta^2\hat{X}_{a_1}^{+(0)}(\Omega) \right. \\ &\quad \left. - \frac{e^{-2r_2}}{6}\delta^2\hat{X}_{a_2}^{+(0)}(\Omega) - \frac{e^{-2r_3}}{2}\delta^2\hat{X}_{a_3}^{+(0)}(\Omega)\right), \\ \delta^2\hat{S}_{2_{d_3}}(\Omega) &= 4\alpha_c^2\left(\frac{e^{-2r_1}}{3}\delta^2\hat{X}_{a_1}^{-(0)}(\Omega) \right. \\ &\quad \left. - \frac{e^{2r_2+2r'_2}}{6}\delta^2\hat{X}_{a_2}^{-(0)}(\Omega) - \frac{e^{2r_3+2r'_3}}{2}\delta^2\hat{X}_{a_3}^{-(0)}(\Omega)\right). \end{aligned}$$

Where $\delta^2\hat{S}_{j_{d_k}}(\Omega)$ ($j = 0, 1, 2, 3$. $k = 1, 2, 3$) are the variances of Stokes operators of beam d_k , $\delta^2\hat{X}_{c_{1(2,3)}}^+(\Omega)$ are the variances of quadrature amplitude operators of beam c_{1-3} .

W. P. Bowen et al. extended the inseparability criterion characterizing CV quadrature entanglement^{24,25} to CV bipar-

tite polarization entanglement¹³. P. van Loock and A. Furusawa gave the inseparability criterion formula for multipartite states in 2003²². Very recently, we deduced the tripartite inseparability criterion of Stokes operators for optical beams¹⁹ based on the theoretical analysis in Ref. [22]:

$$\begin{aligned} I_1 &\equiv \frac{\delta^2(\hat{S}_{2_{d_2}} - \hat{S}_{2_{d_3}}) + \delta^2(g_1\hat{S}_{3_{d_1}} + \hat{S}_{3_{d_2}} + \hat{S}_{3_{d_3}})}{4|\alpha_c^2 - \alpha_a^2|} \geq 1, \\ I_2 &\equiv \frac{\delta^2(\hat{S}_{2_{d_1}} - \hat{S}_{2_{d_3}}) + \delta^2(\hat{S}_{3_{d_1}} + g_2\hat{S}_{3_{d_2}} + \hat{S}_{3_{d_3}})}{4|\alpha_c^2 - \alpha_a^2|} \geq 1, \\ I_3 &\equiv \frac{\delta^2(\hat{S}_{2_{d_1}} - \hat{S}_{2_{d_2}}) + \delta^2(\hat{S}_{3_{d_1}} + \hat{S}_{3_{d_2}} + g_3\hat{S}_{3_{d_3}})}{4|\alpha_c^2 - \alpha_a^2|} \geq 1. \end{aligned} \quad (4)$$

Where, I_1 , I_2 and I_3 are the normalized correlation variances among Stokes operators, g_j ($j = 1, 2, 3$) are the adjustable classical gains for minimizing the correlation variances. When any two in the three inequalities are simultaneously violated, the three optical modes are in a tripartite polarization inseparable state.

In order to show the dependence of the correlation variances on the experimental parameters, the expressions of the normalized tripartite correlation variances based on the experimental parameters of three optical submodes can be obtained:

$$\begin{aligned} I_1 &= \{\alpha_c^2[12e^{-2r_3} + 2(g_1 + 2)^2e^{-2r_1} + 4(g_1 - 1)^2 \\ &\quad e^{2(r_2+r'_2)}]\}/(24|\alpha_c^2 - \alpha_a^2|), \\ I_2 &= \{\alpha_c^2[3e^{-2r_3} + 9e^{-2r_2} + 2(g_2 + 2)^2e^{-2r_1} + 3(g_2 - 1)^2 \\ &\quad e^{2(r_3+r'_3)} + (g_2 - 1)^2e^{2(r_2+r'_2)}]\}/(24|\alpha_c^2 - \alpha_a^2|), \\ I_3 &= \{\alpha_c^2[3e^{-2r_3} + 9e^{-2r_2} + 2(g_3 + 2)^2e^{-2r_1} + 3(g_3 - 1)^2 \\ &\quad e^{2(r_3+r'_3)} + (g_3 - 1)^2e^{2(r_2+r'_2)}]\}/(24|\alpha_c^2 - \alpha_a^2|). \end{aligned} \quad (5)$$

Calculating the minimum values of the expressions (5), we get the dependence of the optimal gains (g_i^{opt}) on the experimental parameters, that are:

$$g_1^{opt} = \frac{2e^{2r_1+2r_2+2r'_2} - 2}{2e^{2r_1+2r_2+2r'_2} + 1}, \quad (6)$$

$$g_2^{opt} = g_3^{opt} = \frac{e^{2r_1+2r_2+2r'_2} + 3e^{2r_1+2r_3+2r'_3} - 4}{e^{2r_1+2r_2+2r'_2} + 3e^{2r_1+2r_3+2r'_3} + 2}. \quad (7)$$

In 2014, R. Y. Teh and M. D. Reid pointed out the difference between the genuine N-partite entanglement and full N-partite inseparability and presented the criterion inequalities for the genuine multipartite entanglement among optical modes²⁰. Based on Ref. [20] and [26], we know that the sum of variances of an observable cannot be less than the weighted sum of the variances of the component states for any mixture:

$$\delta^2(\hat{S}_2) + \delta^2(\hat{S}_3) \geq \sum_k P_k (\delta_k^2(\hat{S}_2) + \delta_k^2(\hat{S}_3)), \quad (8)$$

where P_k is a probability the system is separable across the bipartition k (thus, $\sum_k P_k = 1$) and $\delta_k^2(\hat{S}_{2(3)})$ denotes the variance of $\hat{S}_{2(3)}$ for the system in the state ρ_k ²⁶. For tripartite state, since I_1 is the sum of two variances, we can get

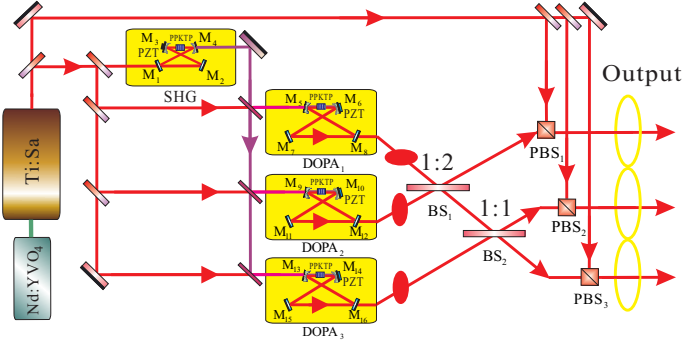


FIG. 2. The experimental setup for the generation of tripartite polarization entangled state. Nd:YVO₄: Nd: YVO₄ green laser; Ti:Sa, Titanium sapphire laser; SHG: second harmonic generation cavity; DOPA: degenerate optical parameter amplifiers; BS₁₋₂: beam splitter with different reflectivity; PBS₁₋₃: polarization beam splitter.

$$\begin{aligned} I_1 &\geq P_1 I_{1,1} + P_2 I_{1,2} + P_3 I_{1,3} \\ &\geq P_1 I_{1,1} + P_2 I_{1,2} \geq P_1 + P_2. \end{aligned} \quad (9)$$

Similarly, $I_2 \geq P_2 + P_3$ and $I_3 \geq P_3 + P_1$. Since $\sum_k P_k = 1$, for any mixture it must be true:

$$I_1 + I_2 + I_3 \geq 2. \quad (10)$$

That is, for the genuine tripartite polarization entanglement, the above inequality must be violated²⁰.

The experimental setup for the generation of tripartite polarization entanglement is shown in Fig. 2. The Nd: YVO₄ green laser (DPSS FG-VIII B produced by Yuguang company) is used to pump the Titanium sapphire laser (MBR 110 produced by the Coherent company). The output of the Titanium sapphire laser is divided into three parts, the first part is used as the seed beams of three DOPAs, the second part is used as the coherent beam for transferring the quadrature entanglement to the polarization entanglement, the rest is sent to the second harmonic generation (SHG) cavity for obtaining the pump light of three DOPAs. The cavity for SHG is a four-mirror ring cavity consisting of two plane mirrors (M₁, M₂), two spherical mirrors (M₃, M₄) and a type-I phase matching $1 \times 2 \times 10 \text{ mm}^3$ PPKTP crystal^{27,28}. The plane mirror M₁ is used as the input coupler, which is coated with transmissivity of 13% at 795 nm. The other three mirrors (M₂₋₄) are highly reflecting for subharmonic optical field (795 nm) and M₄ is also coated with anti-reflecting at 397.5 nm to be the output coupler of the second harmonic optical field. Piezoelectric transducer (PZT) mounted on M₃ and Pound-Drever-Hall technique is used to lock the cavity length. The output beams from SHG with wavelength at 397.5 nm are split to three parts to pump three DOPAs.

The three DOPAs have the same configuration, which are also the four-mirror ring cavity consisting of two plane mirrors and two spherical mirrors with the radius curvature of 100 mm. A type-I phase matching PPKTP crystal, which is

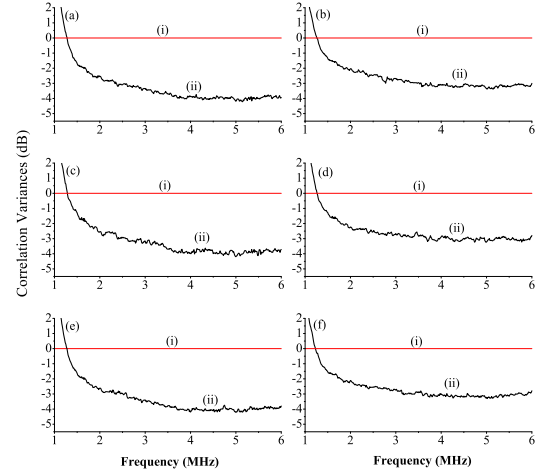


FIG. 3. The measured correlation variances of $\delta^2(\hat{S}_{2d_2} - \hat{S}_{2d_3})$ (a), $\delta^2(g_1 \hat{S}_{3d_1} + \hat{S}_{3d_2} + \hat{S}_{3d_3})$ (b), $\delta^2(\hat{S}_{2d_1} - \hat{S}_{2d_3})$ (c), $\delta^2(\hat{S}_{3d_1} + g_2 \hat{S}_{3d_2} + \hat{S}_{3d_3})$ (d), $\delta^2(\hat{S}_{2d_1} - \hat{S}_{2d_2})$ (e) and $\delta^2(\hat{S}_{3d_1} + \hat{S}_{3d_2} + g_3 \hat{S}_{3d_3})$ (f) over the analysis frequency range from 1.0 to 6.0 MHz. The trace (i) is the corresponding normalized SNL and the trace (ii) is the quantum correlation noise. The measurement parameters of SA: Resolution Bandwidth (RBW): 300kHz; Video Bandwidth (VBW): 300Hz.

in the middle of two spherical mirrors, is placed in a copper-made oven and temperature-controlled around 54°C with a peltier element for achieving the optimal phase matching. The spherical mirrors (M₅, M₉ and M₁₃) are used as the input coupler of the corresponding DOPAs, which are coated with anti-reflection for the pump field and high-reflectivity for the subharmonic optical field. Another spherical mirrors (M₆, M₁₀ and M₁₄) and the plane mirrors (M₇, M₁₁ and M₁₅) are coated with high reflection for the subharmonic modes. Another plane mirrors (M₈, M₁₂ and M₁₆) coated with $T = 5.0\%$ for 795 nm are used as the output couplers. M₆ (M₁₀, M₁₄) is mounted on a PZT to scan actively the cavity length of the DOPA₁ (DOPA₂, DOPA₃) or lock it on resonance with injected seed beam as needed by the Pound-Drever-Hall technique^{7,29}. In order to reduce the threshold and maximize the nonlinear conversion efficiency in DOPAs, a beam waist of $39 \mu\text{m}$ for the subharmonic optical field is chosen by control the length of the cavity. The finesses of DOPA₁, DOPA₂ and DOPA₃ for the subharmonic mode are 111, 110 and 110, respectively.

When the relative phase between the pump field and seed field is locked to $(2k + 1)\pi$ ($2k\pi$) (k is an integer), the output optical field from DOPAs is quadrature amplitude (phase) squeezed state of light³⁰. In our experiment DOPA₁ is locked to $2k\pi$, as well as DOPA₂ and DOPA₃ are locked to $(2k + 1)\pi$ to obtain the needed quadrature squeezed states as shown in Fig. 1. the power of pump beam for all three DOPAs is about 40 mW, and the power of the seed beam for the DOPA₁ and DOPA₂₍₃₎ is about 0.2 mW and 2 mW respectively. In this

case, the power of the output beam from the three DOPAs is almost the same. The quadrature phase squeezed state of light generated by DOPA₁ and the quadrature amplitude squeezed state of light generated by DOPA₂ are interfered on beam splitter BS₁. One of two output beams from BS₁ and the output of DOPA₃ are interfered on BS₂. The relative phase between the two input beams of BS₁ and BS₂ is $2k\pi$. The outgoing three optical beams from the two beam splitters are in a tripartite GHZ-like entangled states. Then, the obtained tripartite quadrature entangled states are transformed into tripartite polarization entanglement by coupling with three strong coherent beams on PBS₁₋₃ with the phase difference of $2k\pi$. The three output beams are detected by three sets of Stokes parameters measurement systems with a Spectrum analyzer (SA), which have been introduced in the previous experiment¹³. The output from DOPA is a broadband quadrature squeezed state of light, i.e. we can observe the squeezing phenomenon within the frequency bandwidth of the DOPA. Since in the region of lower frequencies the quantum noise of the laser is far higher than the shot noise limit (SNL) due to the influence of the extra noises in the pump laser, we measure the correlation variances over the analysis frequency range from 1.0 to 6.0 MHz. Figs. 3 show the measured correlation variances of $\delta^2(\hat{S}_{2d_2} - \hat{S}_{2d_3})$, $\delta^2(g_1\hat{S}_{3d_1} + \hat{S}_{3d_2} + \hat{S}_{3d_3})$, $\delta^2(\hat{S}_{2d_1} - \hat{S}_{2d_3})$, $\delta^2(\hat{S}_{3d_1} + g_2\hat{S}_{3d_2} + \hat{S}_{3d_3})$, $\delta^2(\hat{S}_{2d_1} - \hat{S}_{2d_2})$ and $\delta^2(\hat{S}_{3d_1} + \hat{S}_{3d_2} + g_3\hat{S}_{3d_3})$, respectively. The traces (ii) are the measured quantum correlation noises and the traces (i) are the corresponding normalized SNL. When the correlation variances of $\delta^2(g_1\hat{S}_{3d_1} + \hat{S}_{3d_2} + \hat{S}_{3d_3})$, $\delta^2(\hat{S}_{3d_1} + g_2\hat{S}_{3d_2} + \hat{S}_{3d_3})$ and $\delta^2(\hat{S}_{3d_1} + \hat{S}_{3d_2} + g_3\hat{S}_{3d_3})$ are measured, the optimal gains are chosen to minimize the correlation variances for maximizing the measured entanglement. The experimentally optimal gains are in good agreement with the theoretically calculated values ($g_1^{opt} = g_2^{opt} = g_3^{opt} = 0.845$) from Eqs. (6-7). Both of the correlation variances are below the corresponding SNL throughout the frequency range from 1.3 MHz to 6.0 MHz. The best entanglement is observed at 5 MHz with $I_1 = 0.42 \pm 0.08$, $I_2 = 0.41 \pm 0.08$, $I_3 = 0.42 \pm 0.08$ and $I_1 + I_2 + I_3 = 1.25 \pm 0.07$, which violate the criteria for both tripartite inseparability and genuine tripartite entanglement, thus we say that the genuine tripartite polarization entanglement is verified.

To the conclusion, we present the experimental generation of CV multipartite polarization entanglement by means of transforming the quadrature entanglement into a polarization basis. In the presented scheme, multipartite quadrature entangled states are the basic sources for the generation of multipartite polarization entangled states. Although we just combined a tripartite entangled state and three bright coherent optical beams to produce a tripartite polarization entangled state in this experiment, the entangled states with much more submodes are possible to be produced if the multipartite quadrature entangled states are available. Using the quadrature entangled states involving more submodes^{8,31} and a proper

beam splitter network, the presented method can be extended to prepare polarization entangled states with more submodes and thus has potential applications in the future quantum information networks.

We acknowledge the support from the Natural Science Foundation of China (Grants Nos. 11322440, 11474190, 11304190, 11504220), FOK YING TUNG Education Foundation, Natural Science Foundation of Shanxi Province (Grant No. 2014021001).

- ¹S. L. Braunstein, and P. van Loock, *Rev. Mod. Phys.* **77**, 513 (2005).
- ²D. Bouwmeester, J. W. Pan, K. Mattle, M. Eibl, H. Weinfurter, and A. Zeilinger, *Nature* **390**, 575, (1997).
- ³D. Boschi, S. Branca, F. DeMartini, L. Hardy, and S. Popescu, *Phys. Rev. Lett.* **80**, 1121 (1998).
- ⁴K. Honda, D. Akamatsu, M. Arikawa, Y. Yokoi, K. Akiba, S. Nagatsuka, T. Tanimura, A. Furusawa, and M. Kozuma, *Phys. Rev. Lett.* **100**, 093601 (2008).
- ⁵J. Appel, E. Figueroa, D. Korystov, M. Lobino, and A. I. Lvovsky, *Phys. Rev. Lett.* **100**, 093602 (2008).
- ⁶K. Jensen, W. Wasilewski, H. Krauter, T. Fernholz, B. M. Nielsen, M. Owari, M. B. Plenio, A. Serafini, M. M. Wolf, and E. S. Polzik, *Nat. Phys.* **7**, 13 (2010).
- ⁷X. J. Jia, J. Zhang, Y. Wang, Y. P. Zhao, C. D. Xie, and K. C. Peng, *Phys. Rev. Lett.* **108**, 190501 (2012).
- ⁸X. L. Su, S. H. Hao, X. W. Deng, L. Y. Ma, M. H. Wang, X. J. Jia, C. D. Xie, and K. C. Peng, *Nat. Commun.* **4**, 2828 (2013).
- ⁹H. J. Kimble, *Nature* **453**, 1023 (2008).
- ¹⁰X. J. Jia, Z. H. Yan, Z. Y. Duan, X. L. Su, H. Wang, C. D. Xie, and K. C. Peng, *Phys. Rev. Lett.* **109**, 253604 (2012).
- ¹¹L. C. Chen, Z. M. Meng, and X. D. Yu, *Acta Sinica Quantum Optica* **20**, 119 (2014).
- ¹²B. Julsgaard, A. Kozhekin, and E. S. Polzik, *Nature* **413**, 400 (2001).
- ¹³W. P. Bowen, N. Treps, R. Schnabel, and P. K. Lam, *Phys. Rev. Lett.* **89**, 253601 (2002).
- ¹⁴O. Glöckl, J. Heersink, N. Korolkova, G. Leuchs, and S. Lorenz, *J. Opt. B: Quantum Semiclass. Opt.* **5**, S492 (2003).
- ¹⁵T. Sh. Iskhakov, I. N. Agafonov, M. V. Chekhova, and G. Leuchs, *Phys. Rev. Lett.* **109**, 150502 (2012).
- ¹⁶N. Korolkova, G. Leuchs, R. Loudon, T. C. Ralph, and C. Silberhorn, *Phys. Rev. A* **65**, 052306 (2002).
- ¹⁷R. F. Dong, J. Heersink, J. Yoshikawa, O. Glöckl, U. L. Andersen, and G. Leuchs, *New J. of Phys.* **9**, 410, (2007).
- ¹⁸V. Josse, A. Dantan, A. Bramati, M. Pinar, and E. Giacobino, *Phys. Rev. Lett.* **92**, 123601 (2004).
- ¹⁹Z. H. Yan, and X. J. Jia, *J. Opt. Soc. Am. B* **32**, 2139 (2015).
- ²⁰R. Y. Teh, and M. D. Reid, *Phys. Rev. A* **90**, 062337 (2014).
- ²¹G. G. Stokes, *Trans. Camb. Phil. Soc.* **9**, 399 (1852).
- ²²P. van Loock, and A. Furusawa, *Phys. Rev. A* **67**, 052315 (2003).
- ²³J. Zhang, C. D. Xie, K. C. Peng, *Phys. Lett. A* **299**, 427 (2003).
- ²⁴L. M. Duan, G. Giedke, J. I. Cirac, and P. Zoller, *Phys. Rev. Lett.* **84**, 2722 (2000).
- ²⁵R. Simon, *Phys. Rev. Lett.* **84**, 2726 (2000).
- ²⁶H. F. Hofmann, and S. Takeuchi, *Phys. Rev. A* **68**, 032103 (2003).
- ²⁷X. Wen, Y. S. Han, J. D. Bai, J. He, Y. H. Wang, B. D. Yang, and J. M. Wang, *Opt. Express* **22**, 32293 (2014).
- ²⁸X. Deng, J. Zhang, Y. C. Zhang, G. Li, and T. C. Zhang, *Opt. Express* **21**, 25907 (2013).
- ²⁹Y. Y. Zhou, X. J. Jia, F. Li, C. D. Xie, and K. C. Peng, *Opt. Express* **23**, 4952 (2015).
- ³⁰M. Mehmet, S. Ast, T. Eberle, S. Steinlechner, H. Vahlbruch, and R. Schnabel, *Opt. Express* **19**, 25763 (2011).
- ³¹M. Yukawa, R. Ukai, P. van Loock, and A. Furusawa, *Phys. Rev. A* **78**, 012301 (2008).