

Elaboration Tolerant Representation of Markov Decision Process via Decision-Theoretic Extension of Probabilistic Action Language $p\mathcal{BC}+$

Yi Wang

Joohyung Lee

School of Computing, Informatics, and Decision Systems Engineering

Arizona State University, Tempe, USA

(e-mail: {ywang485, joolee}@asu.edu)

submitted 1 January 2003; revised 1 January 2003; accepted 1 January 2003

Abstract

We extend probabilistic action language $p\mathcal{BC}+$ with the notion of utility in decision theory. The semantics of the extended $p\mathcal{BC}+$ can be defined as a shorthand notation for a decision-theoretic extension of the probabilistic answer set programming language LP^{MLN} . Alternatively, the semantics of $p\mathcal{BC}+$ can also be defined in terms of Markov Decision Process (MDP), which in turn allows for representing MDP in a succinct and elaboration tolerant way as well as leveraging an MDP solver to compute a $p\mathcal{BC}+$ action description. The idea led to the design of the system PBCPLUS2MDP , which can find an optimal policy of a $p\mathcal{BC}+$ action description using an MDP solver. This paper is under consideration in *Theory and Practice of Logic Programming (TPLP)*.

KEYWORDS: Answer Set Programming and Action Language and Markov Decision Process

1 Introduction

Many problems in Artificial Intelligence are about making decisions on actions to take. The chosen actions should maximize the agent's utility, which is a quantitative measurement of the value or desirability to the agent. Since actions may also have stochastic effects, the main computational task is, rather than to find a sequence of actions that leads to a goal, to find an optimal policy, that states which actions to execute in each state to achieve the maximum expected utility.

While a few decades of research on action languages has produced several expressive languages, such as \mathcal{A} (Gelfond and Lifschitz 1993), \mathcal{B} (Gelfond and Lifschitz 1998), $\mathcal{C}+$ (Giunchiglia et al. 2004), \mathcal{BC} (Lee et al. 2013), and $\mathcal{BC}+$ (Babb and Lee 2015), that are able to describe actions and their effects in a succinct and elaboration tolerant way, these languages are not equipped with constructs to represent stochastic actions and the utility of a decision. In this paper, we present an action language that overcomes the limitation. Our method is to equip probabilistic action language $p\mathcal{BC}+$ (Lee and Wang 2018) with the notion of utility and define policy optimization problems in that language.

Following the way that $p\mathcal{BC}+$ is defined as a shorthand notation of probabilistic answer set programming language LP^{MLN} for describing a probabilistic transition system, we first extend LP^{MLN} by associating a utility measure to each soft stable model in addition to its already defined probability. We call this extension $\text{DT-LP}^{\text{MLN}}$. Next, we define a decision-theoretic extension of $p\mathcal{BC}+$ as a shorthand notation for $\text{DT-LP}^{\text{MLN}}$. It turns out that the semantics of

$p\mathcal{BC}+$ can also be directly defined in terms of Markov Decision Process (MDP) (Bellman 1957), which in turn allows us to define MDP in a succinct and elaboration tolerant way. The result is theoretically interesting as it formally relates action languages to MDP despite their different origins, and furthermore justifies the semantics of the extended $p\mathcal{BC}+$ in terms of MDP. It is also computationally interesting because it allows for applying a number of algorithms developed for MDP to computing $p\mathcal{BC}+$. Based on this idea, we design the system PBCPLUS2MDP (Wang 2020)¹, which turns a $p\mathcal{BC}+$ action description into the input language of an MDP solver, and leverages MDP solving to find an optimal policy for the $p\mathcal{BC}+$ action description.

The extended $p\mathcal{BC}+$ can thus be viewed as a high-level representation of MDP that allows for compact and elaboration tolerant encodings of sequential decision problems. Compared to other MDP-based planning description languages, such as PPDDL (Younes and Littman 2004) and RDDL (Sanner 2010), it inherits the nonmonotonicity of the stable model semantics to be able to compactly represent recursive definitions and indirect effects of actions, which can save the state space significantly. The following action domain is such an example.

Example 1

Robot and Blocks *There are two rooms R1, R2, and three blocks B1, B2, B3 that are originally located in R1. A robot can stack one block on top of another block if the two blocks are in the same room. The robot can also move a block to a different room, resulting in all blocks above it also moving if successful (with probability p). Each moving action has a cost of 1. What is the best way to move all blocks to R2?*

In this example, the effect of moving a block is stochastic. The best way of moving is defined as a moving policy that minimizes the expected total cost. Representing the cost of moving requires a notion of utility. Successfully moving a block has an indirect and recursive effect that the block on top of it is also moved. We show how this example can be represented in $p\mathcal{BC}+$ in Section 5, and how the query can be answered with system PBCPLUS2MDP in Section 6.

We summarize our contribution as follows:

- We extended LP^{MLN} with the notion of utility, resulting in $DT-LP^{MLN}$; we developed an approximate algorithm for maximizing expected utility in $DT-LP^{MLN}$;
- Based on $DT-LP^{MLN}$, we extended $p\mathcal{BC}+$ with the notion of utility;
- We showed that the semantics of $p\mathcal{BC}+$ can be alternatively defined in terms of Markov Decision Process;
- We demonstrated how $p\mathcal{BC}+$ can serve as an elaboration tolerant representation of MDP;
- We developed a prototype system PBCPLUS2MDP, for finding optimal policies of $p\mathcal{BC}+$ action descriptions using an MDP solver.

This paper is an extended version of (Wang and Lee 2019), with the following advancements:

- We developed an algorithm for maximizing expected utility in $DT-LP^{MLN}$ and included some experimental result;
- We have extended the preliminary section for a more self-contained presentation;
- We included proofs for our theoretical results;
- More implementation details about system PBCPLUS2MDP can be found in the appendix.

¹ <https://github.com/ywang485/pbcplus2mdp>

This paper is organized as follows. After Section 2 reviews preliminaries, Section 3 extends LP^{MLN} with the notion of utility, through which we define the extension of $p\mathcal{BC}+$ with utility in Section 4. Section 5 defines $p\mathcal{BC}+$ as a high-level representation language for MDP, and Section 6 presents the prototype system PBCPLUS2MDP. We discuss the related work in Section 7.

2 Preliminaries

2.1 Review: The Stable Model Semantics

We first review the definition of a (deterministic) stable model. Given a propositional signature σ , we consider *rules* over σ of the form

$$A_1; \dots; A_k \leftarrow A_{k+1}, \dots, A_m, \text{not } A_{m+1}, \dots, \text{not } A_n, \text{not not } A_{n+1}, \dots, \text{not not } A_p \quad (1)$$

($0 \leq k \leq m \leq n \leq p$) where all A_i are atoms of σ . $A_1; \dots; A_k$ is called the *head* of the rule and

$$A_{k+1}, \dots, A_m, \text{not } A_{m+1}, \dots, \text{not } A_n, \text{not not } A_{n+1}, \dots, \text{not not } A_p$$

is called the *body* of the rule. We write $\{A_1\}^{\text{ch}} \leftarrow \text{Body}$ to denote the rule $A_1 \leftarrow \text{Body}, \text{not not } A_1$. This expression is called a “choice rule” in Answer Set Programming.

We will often identify (1) with the implication:

$$A_1 \vee \dots \vee A_k \leftarrow A_{k+1} \wedge \dots \wedge A_m \wedge \neg A_{m+1} \wedge \dots \wedge \neg A_n \wedge \neg \neg A_{n+1} \wedge \dots \wedge \neg \neg A_p. \quad (2)$$

A *logic program* is a finite set of rules. A logic program is called *ground* if it contains no variables. For an interpretation I and a formula F , we use $I \models F$ to denote “ I satisfies F ”. We say that an Herbrand interpretation I is a *model* of a ground program Π if I satisfies all implications (2) in Π .

Such models can be divided into two groups: “stable” and “non-stable” models, which are distinguished as follows. The *reduct* of Π relative to I , denoted Π^I , consists of “ $A_1 \vee \dots \vee A_k \leftarrow A_{k+1} \wedge \dots \wedge A_m$ ” for all rules (2) in Π such that $I \models \neg A_{m+1} \wedge \dots \wedge \neg A_n \wedge \neg \neg A_{n+1} \wedge \dots \wedge \neg \neg A_p$.

Definition 1

The Herbrand interpretation I is called a (*deterministic*) *stable model* of Π (denoted by $I \models_{\text{SM}} \Pi$) if I is a minimal Herbrand model of Π^I . (Minimality is in terms of set inclusion. We identify an Herbrand interpretation with the set of atoms that are true in it.)

For example, the stable models of the program

$$P \leftarrow Q \quad Q \leftarrow P \quad P \leftarrow \text{not } R \quad R \leftarrow \text{not } P \quad (3)$$

are $\{P, Q\}$ and $\{R\}$. The reduct relative to $\{P, Q\}$ is $\{P \leftarrow Q, Q \leftarrow P, P\}$, for which $\{P, Q\}$ is the minimal model; the reduct relative to $\{R\}$ is $\{P \leftarrow Q, Q \leftarrow P, R\}$, for which $\{R\}$ is the minimal model.

The definition is extended to any non-ground program Π by identifying it with $gr_\sigma[\Pi]$, the *ground program* obtained from Π by replacing every variable with every ground term of σ .

The semantics is extended to allow some useful constructs, such as aggregates and abstract constraints (e.g., (Niemelä and Simons 2000; Faber et al. 2004; Ferraris 2005; Son et al. 2006; Pelov et al. 2007)), which are proved to be useful in many KR domains.

2.2 Review: Language LP^{MLN}

We review the definition of LP^{MLN} from (Lee and Wang 2016).

Definition 2

An LP^{MLN} program is a finite set of weighted rules $w : R$ where R is a rule of the form (1) and w is a real number (in which case, the weighted rule is called *soft*) or α for denoting the infinite weight (in which case, the weighted rule is called *hard*).

For any LP^{MLN} program Π and any interpretation I , $\bar{\Pi}$ denotes the usual (unweighted) logic program obtained from Π by dropping the weights, and Π_I denotes the set of $w : R$ in Π such that $I \models R$.

In general, an LP^{MLN} program may even have stable models that violate some hard rules, which encode definite knowledge. However, throughout the paper, we restrict attention to LP^{MLN} programs whose stable models do not violate hard rules.

Definition 3

Given a ground LP^{MLN} program Π , $\text{SM}[\Pi]$ denotes the set

$$\{I \mid I \text{ is a (deterministic) stable model of } \Pi_I \text{ that satisfies all hard rules in } \Pi\}.$$

The weight of an interpretation I , denoted $W_{\Pi}(I)$, is defined as²

$$W_{\Pi}(I) = \begin{cases} \exp\left(\sum_{w:R \in \Pi_I} w\right) & \text{if } I \in \text{SM}[\Pi]; \\ 0 & \text{otherwise,} \end{cases}$$

and the probability of I , denoted $P_{\Pi}(I)$, is defined as

$$P_{\Pi}(I) = \frac{W_{\Pi}(I)}{\sum_{J \in \text{SM}[\Pi]} W_{\Pi}(J)}.$$

2.3 Review: Multi-Valued Probabilistic Programs

Multi-valued probabilistic programs (Lee and Wang 2016) are a simple fragment of LP^{MLN} that allows us to represent probability more naturally.

We assume that the propositional signature σ is constructed from “constants” and their “values.” A *constant* c is a symbol that is associated with a finite set $1\text{Dom}(c)$, called the *domain*. The signature σ is constructed from a finite set of constants, consisting of atoms $c = v$ ³ for every constant c and every element v in $1\text{Dom}(c)$.

If the domain of c is $\{\text{FALSE}, \text{TRUE}\}$ then we say that c is *Boolean*, and abbreviate $c = \text{TRUE}$ as c and $c = \text{FALSE}$ as $\sim c$.

We assume that constants are divided into *probabilistic* constants and *non-probabilistic* constants. A multi-valued probabilistic program Π is a tuple $\langle 1PF, \Pi \rangle$, where

- $1PF$ contains *probabilistic constant declarations* of the following form:

$$p_1 :: c = v_1 \mid \cdots \mid p_n :: c = v_n \tag{4}$$

² \exp stands for the natural exponential function.

³ Note that here “=” is just a part of the symbol for propositional atoms, and is not equality in first-order logic.

one for each probabilistic constant c , where $\{v_1, \dots, v_n\} = {}_1Dom(c)$, $v_i \neq v_j$, $0 \leq p_1, \dots, p_n \leq 1$ and $\sum_{i=1}^n p_i = 1$. We use $M_{\Pi}(c = v_i)$ to denote p_i . In other words, ${}_1PF$ describes the probability distribution over each “random variable” c .

- Π is a set of rules such that the head contains no probabilistic constants.

Such a program is called a *multi-valued probabilistic program*. The semantics of such a program Π is defined as a shorthand for LP^{MLN} program $T(\Pi)$ of the same signature as follows.

- For each probabilistic constant declaration (4), $T(\Pi)$ contains, for each $i = 1, \dots, n$, (i) $ln(p_i) : c = v_i$ if $0 < p_i < 1$; (ii) $\alpha : c = v_i$ if $p_i = 1$; (iii) $\alpha : \perp \leftarrow c = v_i$ if $p_i = 0$.
- For each rule ${}_1Head \leftarrow {}_1Body$ in Π , $T(\Pi)$ contains $\alpha : {}_1Head \leftarrow {}_1Body$.
- For each constant c , $T(\Pi)$ contains the uniqueness of value constraints

$$\alpha : \perp \leftarrow c = v_1 \wedge c = v_2 \quad (5)$$

for all $v_1, v_2 \in {}_1Dom(c)$ such that $v_1 \neq v_2$, and the existence of value constraint

$$\alpha : \perp \leftarrow \neg \bigvee_{v \in Dom(c)} c = v. \quad (6)$$

In the presence of the constraints (5) and (6), assuming $T(\Pi)$ has at least one (probabilistic) stable model that satisfies all the hard rules, a (probabilistic) stable model I satisfies $c = v$ for exactly one value v , so we may identify I with the value assignment that assigns v to c .

2.4 Review: Action Language pBC+

In this section, we review the syntax and semantics of pBC+ from (Lee and Wang 2018).

2.4.1 Syntax of pBC+

We assume a propositional signature σ as defined in Section 2.3. We further assume that the signature of an action description is divided into four groups: *fluent constants*, *action constants*, *pf (probability fact) constants* and *initpf (initial probability fact) constants*. Fluent constants are further divided into *regular* and *statically determined*. The domain of every action constant is Boolean. A *fluent formula* is a formula such that all constants occurring in it are fluent constants.

The following definition of pBC+ is based on the definition of BC+ language from (Babb and Lee 2015).

A *static law* is an expression of the form

$$\mathbf{caused} \ F \ \mathbf{if} \ G \quad (7)$$

where F and G are fluent formulas.

A *fluent dynamic law* is an expression of the form

$$\mathbf{caused} \ F \ \mathbf{if} \ G \ \mathbf{after} \ H \quad (8)$$

where F and G are fluent formulas and H is a formula, provided that F does not contain statically determined constants and H does not contain initpf constants.

A *pf constant declaration* is an expression of the form

$$\mathbf{caused} \ {}_1c = \{v_1 : p_1, \dots, v_n : p_n\} \quad (9)$$

where lc is a pf constant with domain $\{v_1, \dots, v_n\}$, $0 < p_i < 1$ for each $i \in \{1, \dots, n\}$ ⁴, and $p_1 + \dots + p_n = 1$. In other words, (9) describes the probability distribution of c .

An *initpf constant declaration* is an expression of the form (9) where c is an initpf constant.

An *initial static law* is an expression of the form

$$\mathbf{initially} \ F \ \mathbf{if} \ G \tag{10}$$

where F is a fluent constant and G is a formula that contains neither action constants nor pf constants.

A *causal law* is a static law, a fluent dynamic law, a pf constant declaration, an initpf constant declaration, or an initial static law. An *action description* is a finite set of causal laws.

We use σ^{fl} to denote the set of fluent constants, σ^{act} to denote the set of action constants, σ^{pf} to denote the set of pf constants, and σ^{initpf} to denote the set of initpf constants. For any signature σ' and any $i \in \{0, \dots, m\}$, we use $i : \sigma'$ to denote the set $\{i : a \mid a \in \sigma'\}$.

By $i : F$ we denote the result of inserting $i :$ in front of every occurrence of every constant in formula F . This notation is straightforwardly extended when F is a set of formulas.

2.4.2 Semantics of $pBC+$

Given an integer $m \geq 0$ denoting the maximum length of histories, the semantics of an action description D in $pBC+$ is defined by a reduction to multi-valued probabilistic program $Tr(D, m)$, which is the union of two subprograms D_m and D_{init} as defined below.

For an action description D of a signature σ , we define a sequence of multi-valued probabilistic program D_0, D_1, \dots , so that the stable models of D_m can be identified with the paths in the “transition system” described by D .

The signature σ_m of D_m consists of atoms of the form $i : c = v$ such that

- for each fluent constant c of D , $i \in \{0, \dots, m\}$ and $v \in Dom(c)$,
- for each action constant or pf constant c of D , $i \in \{0, \dots, m-1\}$ and $v \in Dom(c)$.

For $x \in \{act, fl, pf\}$, we use σ_m^x to denote the subset of σ_m

$$\{i : c = v \mid i : c = v \in \sigma_m \text{ and } c \in \sigma^x\}.$$

For $i \in \{0, \dots, m\}$, we use $i : \sigma^x$ to denote the subset of σ_m^x

$$\{i : c = v \mid i : c = v \in \sigma_m^x\}.$$

We define D_m to be the multi-valued probabilistic program $\langle PF, \Pi \rangle$, where Π is the conjunction of

$$i : F \leftarrow i : G \tag{11}$$

for every static law (7) in D and every $i \in \{0, \dots, m\}$,

$$i+1 : F \leftarrow (i+1 : G) \wedge (i : H) \tag{12}$$

⁴ We require $0 < p_i < 1$ for each $i \in \{1, \dots, n\}$ for the sake of simplicity. On the other hand, if $p_i = 0$ or $p_i = 1$ for some i , that means either v_i can be removed from the domain of c or there is not really a need to introduce c as a pf constant. So this assumption does not really sacrifice expressivity.

for every fluent dynamic law (8) in D and every $i \in \{0, \dots, m-1\}$,

$$\{0 : c = v\}^{\text{ch}} \quad (13)$$

for every regular fluent constant c and every $v \in \text{Dom}(c)$,

$$\{i : c = \text{TRUE}\}^{\text{ch}}, \quad \{i : c = \text{FALSE}\}^{\text{ch}} \quad (14)$$

for every action constant c ,
and PF consists of

$$p_1 :: i : pf = v_1 \mid \dots \mid p_n :: i : pf = v_n \quad (15)$$

($i = 0, \dots, m-1$) for each pf constant declaration (9) in D that describes the probability distribution of ipf .

In addition, we define the program D_{init} , whose signature is $0 : \sigma^{initpf} \cup 0 : \sigma^{fl}$. D_{init} is the multi-valued probabilistic program

$$D_{init} = \langle PF^{init}, \Pi^{init} \rangle$$

where Π^{init} consists of the rule

$$\perp \leftarrow \neg(0 : F) \wedge 0 : G$$

for each initial static law (10), and PF^{init} consists of

$$p_1 :: 0 : pf = v_1 \mid \dots \mid p_n :: 0 : pf = v_n$$

for each initpf constant declaration (9).

We define $Tr(D, m)$ to be the union of the two multi-valued probabilistic program $\langle PF \cup PF^{init}, \Pi \cup \Pi^{init} \rangle$.

For any LP^{MLN} program Π of signature σ and a value assignment I to a subset σ' of σ , we say I is a *residual (probabilistic) stable model* of Π if there exists a value assignment J to $\sigma \setminus \sigma'$ such that $I \cup J$ is a (probabilistic) stable model of Π .

For any value assignment I to constants in σ , by $i : I$ we denote the value assignment to constants in $i : \sigma$ so that $i : I \models (i : c) = v$ iff $I \models c = v$.

We define a *state* as an interpretation I^{fl} of σ^{fl} such that $0 : I^{fl}$ is a residual (probabilistic) stable model of D_0 . A *transition* of D is a triple $\langle s, e, s' \rangle$ where s and s' are interpretations of σ^{fl} and e is an interpretation of σ^{act} such that $0 : s \cup 0 : e \cup 1 : s'$ is a residual stable model of D_1 . A *pf-transition* of D is a pair $(\langle s, e, s' \rangle, pf)$, where pf is a value assignment to σ^{pf} such that $0 : s \cup 0 : e \cup 1 : s' \cup 0 : pf$ is a stable model of D_1 .

Definition 4

A (probabilistic) transition system $T(D)$ represented by a probabilistic action description D is a labeled directed graph such that the vertices are the states of D , and the edges are obtained from the transitions of D : for every transition $\langle s, e, s' \rangle$ of D , an edge labeled $e : p$ goes from s to s' , where $p = Pr_{D_m}(1 : s' \mid 0 : s, 0 : e)$. The number p is called the *transition probability* of $\langle s, e, s' \rangle$.

The soundness of the definition of a probabilistic transition system relies on the following proposition.

Proposition 1

For any transition $\langle s, e, s' \rangle$, s and s' are states.

(Lee and Wang 2018) make the following simplifying assumptions on action descriptions:

1. **No Concurrency:** For all transitions $\langle s, e, s' \rangle$, we have $e(a) = t$ for at most one $a \in \sigma^{act}$;
2. **Nondeterministic Transitions are Controlled by pf constants:** For any state s , any value assignment e of σ^{act} such that at most one action is true, and any value assignment pf of σ^{pf} , there exists exactly one state s' such that $(\langle s, e, s' \rangle, pf)$ is a pf-transition;
3. **Nondeterminism on Initial States are Controlled by Initpf constants:** Given any assignment pf_{init} of σ^{initpf} , there exists exactly one assignment fl of σ^{fl} such that $0 : pf_{init} \cup 0 : fl$ is a stable model of $D_{init} \cup D_0$.

For any state s , any value assignment e of σ^{act} such that at most one action is true, and any value assignment pf of σ^{pf} , we use $\phi(s, e, pf)$ to denote the state s' such that $(\langle s, e, s' \rangle, pf)$ is a pf-transition (According to Assumption 2, such s' must be unique). For any interpretation I , $i \in \{0, \dots, m\}$ and any subset σ' of σ , we use $I|_{i:\sigma'}$ to denote the value assignment of I to atoms in $i : \sigma'$. Given any value assignment TC of $0 : \sigma^{initpf} \cup \sigma_m^{pf}$ and a value assignment A of σ_m^{act} , we construct an interpretation $I_{TC \cup A}$ of $Tr(D, m)$ that satisfies $TC \cup A$ as follows:

- For all atoms p in $\sigma_m^{pf} \cup 0 : \sigma^{initpf}$, we have $I_{TC \cup A}(p) = TC(p)$;
- For all atoms p in σ_m^{act} , we have $I_{TC \cup A}(p) = A(p)$;
- $(I_{TC \cup A})|_{0:\sigma^{fl}}$ is the assignment such that $(I_{TC \cup A})|_{0:\sigma^{fl} \cup 0:\sigma^{initpf}}$ is a stable model of $D_{init} \cup D_0$.
- For each $i \in \{1, \dots, m\}$,

$$(I_{TC \cup A})|_{i:\sigma^{fl}} = \phi((I_{TC \cup A})|_{(i-1):\sigma^{fl}}, (I_{TC \cup A})|_{(i-1):\sigma^{act}}, (I_{TC \cup A})|_{(i-1):\sigma^{pf}}).$$

By Assumptions 2 and 3, the above construction produces a unique interpretation.

It can be seen that in the multi-valued probabilistic program $Tr(D, m)$ translated from D , the probabilistic constants are $0 : \sigma^{initpf} \cup \sigma_m^{pf}$. We thus call the value assignment of an interpretation I on $0 : \sigma^{initpf} \cup \sigma_m^{pf}$ the *total choice* of I . The following theorem asserts that the probability of a stable model under $Tr(D, m)$ can be computed by simply dividing the probability of the total choice associated with the stable model by the number of choice of actions.

Theorem 1

For any value assignment TC of $0 : \sigma^{initpf} \cup \sigma_m^{pf}$ and any value assignment A of σ_m^{act} , there exists exactly one stable model $I_{TC \cup A}$ of $Tr(D, m)$ that satisfies $TC \cup A$, and the probability of $I_{TC \cup A}$ is

$$Pr_{Tr(D, m)}(I_{TC \cup A}) = \frac{\prod_{c=v \in TC} M(c=v)}{(|\sigma^{act}| + 1)^m}.$$

The following theorem tells us that the conditional probability of transiting from a state s to another state s' with action e remains the same for all timesteps, i.e., the conditional probability of $i+1 : s'$ given $i : s$ and $i : e$ correctly represents the transition probability from s to s' via e in the transition system.

Theorem 2

For any state s and s' , and action e , we have

$$Pr_{Tr(D, m)}(i+1 : s' \mid i : s, i : e) = Pr_{Tr(D, m)}(j+1 : s' \mid j : s, j : e)$$

for any $i, j \in \{0, \dots, m-1\}$ such that $Pr_{Tr(D, m)}(i : s) > 0$ and $Pr_{Tr(D, m)}(j : s) > 0$.

For every subset X_m of $\sigma_m \setminus \sigma_m^{pf}$, let $X^i (i < m)$ be the triple consisting of

- the set consisting of atoms A such that $i : A$ belongs to X_m and $A \in \sigma^{fl}$;
- the set consisting of atoms A such that $i : A$ belongs to X_m and $A \in \sigma^{act}$;
- the set consisting of atoms A such that $i+1 : A$ belongs to X_m and $A \in \sigma^{fl}$.

Let $p(X^i)$ be the transition probability of X^i , s_0 is the interpretation of σ_0^{fl} defined by X^0 , and e_i be the interpretations of $i : \sigma^{act}$ defined by X^i .

Since the transition probability remains the same, the probability of a path given a sequence of actions can be computed from the probabilities of transitions.

Corollary 1

For every $m \geq 1$, X_m is a residual (probabilistic) stable model of $Tr(D, m)$ iff X^0, \dots, X^{m-1} are transitions of D and $0 : s_0$ is a residual stable model of D_{init} . Furthermore,

$$Pr_{Tr(D, m)}(X_m \mid 0 : e_0, \dots, m-1 : e_{m-1}) = p(X^0) \times \dots \times p(X^m) \times Pr_{Tr(D, m)}(0 : s_0).$$

2.5 Review: Markov Decision Process

Definition 5

A *Markov Decision Process (MDP)* M is a tuple $\langle S, A, T, R \rangle$ where (i) S is a set of states; (ii) A is a set of actions; (iii) $T : S \times A \times S \rightarrow [0, 1]$ defines transition probabilities; (iv) $R : S \times A \times S \rightarrow \mathbb{R}$ is the reward function.

Given a history $\mathbf{h} = \langle s_0, a_0, s_1, \dots, s_{m-1}, a_{m-1}, s_m \rangle$ such that each $s_i \in S$ ($i \in \{0, \dots, m\}$) and each $a_i \in A$ ($i \in \{0, \dots, m-1\}$), the *total reward* R_M of the history under MDP M is defined as

$$R_M(\mathbf{h}) = \sum_{i=0}^{m-1} R(s_i, a_i, s_{i+1}).$$

The probability P_M of \mathbf{h} under MDP is defined as

$$P_M(\mathbf{h}) = \prod_{i=0}^{m-1} T(s_i, a_i, s_{i+1}).$$

A *non-stationary policy* $\pi : S \times ST \mapsto A$ is a function from $S \times ST$ to A , where $ST = \{0, \dots, m-1\}$. The *expected total reward* of a non-stationary policy π starting from the initial state s_0 under MDP M is

$$\begin{aligned} {}_1ER_M(\pi, s_0) &= E_{\substack{\langle s_1, \dots, s_m \rangle: \\ s_i \in S \text{ for } i \in \{1, \dots, m\}}} [R_M(\langle s_0, \pi(s_0, 0), s_1, \dots, s_{m-1}, \pi(s_{m-1}, m-1), s_m \rangle)] \\ &= \sum_{\substack{\langle s_1, \dots, s_m \rangle: \\ s_i \in S \text{ for } i \in \{1, \dots, m\}}} \left(\sum_{i=0}^{m-1} R(s_i, \pi(s_i, i), s_{i+1}) \right) \times \left(\prod_{i=0}^{m-1} T(s_i, \pi(s_i, i), s_{i+1}) \right). \end{aligned}$$

The *finite horizon policy optimization* problem starting from s_0 is to find a non-stationary policy π that maximizes its expected total reward starting from s_0 , i.e., $\operatorname{argmax}_{\pi} {}_1ER_M(\pi, s_0)$.

Various algorithms for MDP policy optimization have been developed, such as value iteration (Bellman 1957) for exact solutions, and Q-learning (Watkins 1989) for approximate solutions.

3 DT-LP^{MLN}: A Decision Theoretic Extension of LP^{MLN}

We extend the syntax and the semantics of LP^{MLN} to DT-LP^{MLN} by introducing atoms of the form

$$\text{utility}(u, \mathbf{t}) \quad (16)$$

where u is a real number, and \mathbf{t} is an arbitrary list of terms. These atoms are called *utility atoms*, and they can only occur in the head of hard rules of the form

$$\alpha : \text{utility}(u, \mathbf{t}) \leftarrow {}_1\text{Body} \quad (17)$$

where ${}_1\text{Body}$ is a list of literals. We call these rules *utility rules*. Allowing an arbitrary list of terms as arguments of a utility atom provides control over how to distribute utility value over ground instances of a utility rule. For example, the user can choose to assign utility value only once for all ground instances, by not including any terms occurring in the body, as in

$$\text{utility}(10) \leftarrow \text{package_delivered}(\text{package_id}),$$

which specifies that the agent obtains a utility of 10 if at least one package has been delivered. The user can also choose to assign utility value for each ground instance by including those terms, as in

$$\text{utility}(10, \text{package_id}) \leftarrow \text{package_delivered}(\text{package_id}),$$

which specifies that the agent obtains a utility of 10 for each package delivered.

The weight and the probability of an interpretation are defined the same as in LP^{MLN}.

Definition 6

The *utility* of an interpretation I under Π is defined as

$$U_{\Pi}(I) = \sum_{\text{utility}(u, \mathbf{t}) \in I} u.$$

The *expected utility* of a proposition A is defined as

$$E[U_{\Pi}(A)] = \sum_{I \models A} U_{\Pi}(I) \times P_{\Pi}(I \mid A). \quad (18)$$

i.e., the sum of the utilities of all interpretations satisfying A , weighted by their probability given A .

A DT-LP^{MLN} program is a pair (Π, Dec) where Π is an LP^{MLN} program with a propositional signature σ (including utility atoms) and Dec is a subset of σ consisting of *decision atoms*. We consider two reasoning tasks with DT-LP^{MLN}.

- **Evaluating a Decision.** Given a propositional formula e (“evidence”) and a truth assignment dec of decision atoms Dec , represented as a conjunction of literals over atoms in Dec , compute the expected utility of decision dec in the presence of evidence e , i.e., compute

$$E[U_{\Pi}(dec \wedge e)] = \sum_{I \models dec \wedge e} U_{\Pi}(I) \times P_{\Pi}(I \mid dec \wedge e).$$

- **Finding a Decision with Maximum Expected Utility (MEU).** Given a propositional formula e (“evidence”), find the truth assignment dec on Dec such that the expected utility of

dec in the presence of e is maximized, i.e., compute

$$\operatorname{argmax}_{dec : dec \text{ is a truth assignment on } Dec} E[U_{\Pi}(dec \wedge e)]. \quad (19)$$

Algorithm 1 is an approximate algorithm based on MaxWalkSAT (Kautz and Selman 1998) for solving the MEU problem. For any truth assignment X on a set σ of atoms and an atom $v \in \sigma$, we use $X|_v$ to denote the truth assignment on σ obtained from X by flipping the truth value of v .

Similar to MaxWalkSAT, Algorithm 1 starts with random truth assignments on atoms in Dec . At each iteration, the algorithm flips the truth value of an atom in Dec . It either chooses to flip a random atom in Dec (with probability p), or an atom whose value flipping would result in a largest improvement on the expected utility (with probability $1 - p$). The chance of random flipping is a way of getting out of local optima. The algorithm also performs the search process multiple times (m_t), each time starting from a different random truth assignment on Dec .

Algorithm 1 MaxWalkSAT for Maximizing Expected Utility

Input:

1. (Π, A) : A DT-LP^{MLN} program;
2. E : a proposition in constraint form as the evidence;
3. m_t : the maximum number of tries;
4. m_f : the maximum number of flips;
5. p : probability of taking a random step.

Output: $soln$: a truth assignment on A

Process:

1. $soln \leftarrow null$;
 2. $utility \leftarrow -\infty$;
 3. For $i \leftarrow 1$ to m_t :
 - (a) $X \leftarrow$ a random soft stable model of $\Pi \cup E$;
 - (b) $soln' \leftarrow$ truth assignment of X on A ;
 - (c) $utility' \leftarrow E[U_{\Pi}(soln')]$;
 - (d) For $j \leftarrow 1$ to m_f :
 - i $flippable \leftarrow \{v \mid soln|_v \text{ is a partial stable model of } \Pi \cup E\}$;
 - ii For each atom v in $flippable$:
 $DeltaCost(v) \leftarrow E[U_{\Pi}(soln' \wedge E)] - E[U_{\Pi}(soln'|_v \wedge E)]$;
 - iii If $Uniform(0, 1) < p$:
 $v_f \leftarrow$ a randomly chosen decision atom in $flippable$;
 else:
 $v_f \leftarrow \operatorname{argmin}_{v \in flippable} DeltaCost(v)$;
 - iv If $DeltaCost(v_f) < 0$:
 A $soln' \leftarrow soln'|_{v_f}$;
 B $utility' \leftarrow utility' - DeltaCost(v_f)$.
 - (e) If $utility' > utility$:
 - i $utility \leftarrow utility'$;
 - ii $soln \leftarrow soln'$;
 4. Return $soln$
-

Example 2

Consider a directed graph G representing a social network: (i) each vertex $v \in V(G)$ represents a person; each edge (v_1, v_2) represents that v_1 influences v_2 ; (ii) each edge $e = (v_1, v_2)$ is associated with a probability p_e representing the probability of the influence; (iii) each vertex v

is associated with a cost c_v , representing the cost of marketing the product to v ; (iv) each person who buys the product yields a reward of r .

The goal is to choose a subset U of vertices as marketing targets so as to maximize the expected total profit. The problem can be represented as a DT-LP^{MLN} program Π^{market} as follows:

$$\begin{aligned} \alpha &: \text{buy}(v) \leftarrow \text{marketTo}(v). \\ \alpha &: \text{buy}(v_2) \leftarrow \text{buy}(v_1), \text{influence}(v_1, v_2). \\ \alpha &: \text{utility}(r, v) \leftarrow \text{buy}(v). \end{aligned}$$

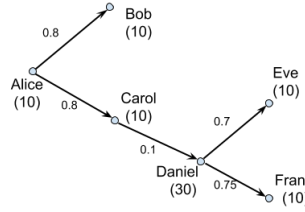
with the graph instance represented as follows:

- for each edge $e = (v_1, v_2)$, we introduce a probabilistic fact $\text{ln}(\frac{p_e}{1-p_e}) : \text{influence}(v_1, v_2)$;
- for each vertex $v \in V(G)$, we introduce the following rule:
 $\alpha : \text{utility}(-c_v, v) \leftarrow \text{marketTo}(v)$.

For simplicity, we assume that marketing to a person guarantees that the person buys the product. This assumption can be removed easily by changing the first rule to a soft rule.

The MEU solution of DT-LP^{MLN} program $(\Pi^{\text{market}}, \{\text{marketTo}(v) \mid v \in V(G)\})$ corresponds to the subset U of vertices that maximizes the expected profit.

For example, consider the directed graph on the right, where each edge e is labeled by p_e and each vertex v is labeled by c_v . Suppose the reward for each person buying the product is 10. There are $2^6 = 64$ different truth assignments on decision atoms, corresponding to 64 choices of marketing targets. The best decision is to market to Alice only, which yields the expected utility of 17.96.



We implemented Algorithm 1 and report in Figure 1 its performance on the domain described in Example 2. We generate networks with 10, 12, \dots , 20 people and randomly generated edges, and use Algorithm 1 with MC-ASP as the underlying sampling methods for approximating expected utilities, to find the optimal set of marketing targets. We compare the performance of the algorithm with system DT-PROBLOG (Broeck et al. 2010). We use DT-PROBLOG with exact mode and approximate mode respectively for the same task. The graphs contain directed cycles. For Algorithm 1, 50 stable models are sampled to approximate each expected utility, p is set to be 0.5, m_t is set to be 10, and m_f is set to be 10. The experiments were performed on a machine powered by 4 Intel(R) Core(TM) i5-2400 CPU with OS Ubuntu 14.04.5 LTS and 8G memory. As can be seen from the result, DT-LP^{MLN} outperforms both approximate and exact solving mode of DT-PROBLOG on this example. A possible reason is that DT-PROBLOG has to convert the input program, combined with the query, into weighted Boolean formulas, which is expensive for non-tight programs⁵.

4 $pBC+$ with Utility

We extend $pBC+$ by introducing the following expression called *utility law* that assigns a reward to transitions:

$$\text{reward } v \text{ if } F \text{ after } G \tag{20}$$

⁵ We say an LP^{MLN} program is *tight* if $\phi\Pi$ is tight according to (Lee and Lifschitz 2003), i.e., the positive dependency graph of $\phi\Pi$ is acyclic.

# People	# Edge	Solving Time (DT-LP ^{MLN} ; MC-ASP)	Solving Time (DT-PROBLOG; Approximate)	Solving Time (DT-PROBLOG; Exact)
10	28	9m45.677s	0.952s	1m3.725s
12	46	19m41.150s	17m45.320s	42m54.290s
14	58	29m56.269s	> 4hr	> 4hr
16	68	152m0.305s	> 4hr	> 4hr
18	84	226m5.618s	> 4hr	> 4hr
20	152	> 4hr	> 4hr	> 4hr

Fig. 1. Running Statistics of Algorithm 1 on Marketing Domain

where v is a real number representing the reward, F is a formula that contains fluent constants only, and G is a formula that contains fluent constants and action constants only (no pf, no initpf constants). We extend the signature of $Tr(D, m)$ with a set of atoms of the form (16). We turn a utility law of the form (20) into the LP^{MLN} rule

$$\alpha : \text{utility}(v, i + 1, id) \leftarrow (i + 1 : F) \wedge (i : G) \quad (21)$$

where id is a unique number assigned to the LP^{MLN} rule and $i \in \{0, \dots, m-1\}$.

Given a nonnegative integer m denoting the maximum time step, a $p\mathcal{BC}+$ action description D with utility over multi-valued propositional signature σ is defined as a high-level representation of the DT-LP^{MLN} program $(Tr(D, m), \sigma_m^{act})$.

We extend the definition of a probabilistic transition system as follows.

Definition 7

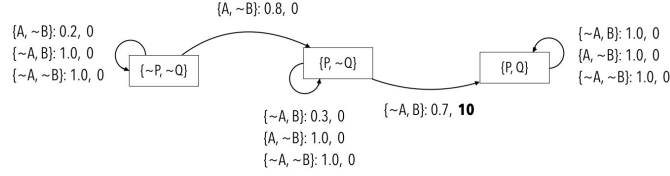
A *probabilistic transition system* $T(D)$ represented by a probabilistic action description D is a labeled directed graph such that the vertices are the states of D , and the edges are obtained from the transitions of D : for every transition $\langle s, e, s' \rangle$ of D , an edge labeled $e : p, u$ goes from s to s' , where $p = Pr_{D_1}(1 : s' \mid 0 : s \wedge 0 : e)$ and $u = E[U_{D_1}(0 : s \wedge 0 : e \wedge 1 : s')]$. The number p is called the *transition probability* of $\langle s, e, s' \rangle$, denoted by $p(s, e, s')$, and the number u is called the *transition reward* of $\langle s, e, s' \rangle$, denoted by $u(s, e, s')$.

Example 3

The following action description D^{simple} describes a simple probabilistic action domain with two Boolean fluents P, Q , and two actions A and B . A causes P to be true with probability 0.8, and if P is true, then B causes Q to be true with probability 0.7. The agent receives the reward 10 if P and Q become true for the first time (after that, it remains in the state $\{P, Q\}$ as it is an absorbing state).

<p>A causes P if $1Pf_1$</p> <p>B causes Q if $P \wedge 1Pf_2$</p> <p>inertial P, Q</p> <p>constraint $\neg(Q \wedge \sim P)$</p> <p>caused $1Pf_1 = \{\text{TRUE} : 0.8, \text{FALSE} : 0.2\}$</p> <p>caused $1Pf_2 = \{\text{TRUE} : 0.7, \text{FALSE} : 0.3\}$</p>	<p>reward 10 if $P \wedge Q$ after $\neg(P \wedge Q)$</p> <p>caused $1InitP = \{\text{TRUE} : 0.6, \text{FALSE} : 0.4\}$</p> <p>initially $P = x$ if $1InitP = x$</p> <p>caused $1InitQ = \{\text{TRUE} : 0.5, \text{FALSE} : 0.5\}$</p> <p>initially Q if $1InitQ \wedge P$</p> <p>initially $\sim Q$ if $\sim P$.</p>
---	---

The transition system $T(D^{simple})$ is as follows:



4.1 Policy Optimization

Given a $p\mathcal{BC}+$ action description D , we use \mathbf{S} to denote the set of states, i.e., the set of interpretations I^{fl} of σ^{fl} such that $0 : I^{fl}$ is a residual (probabilistic) stable model of D_0 . We use \mathbf{A} to denote the set of interpretations I^{act} of σ^{act} such that $0 : I^{act}$ is a residual (probabilistic) stable model of D_1 . Since we assume at most one action is executed each time step, each element in \mathbf{A} makes either only one action or none to be true.

A (*non-stationary*) policy π (in $p\mathcal{BC}+$) is a function $\pi : \mathbf{S} \times \{0, \dots, m-1\} \mapsto \mathbf{A}$ that maps a state and a time step to an action (including doing nothing). By $\langle s_0, s_1, \dots, s_m \rangle^t$ (each $s_i \in \mathbf{S}$) we denote the formula $0 : s_0 \wedge 1 : s_1 \wedge \dots \wedge m : s_m$, and by $\langle s_0, a_0, s_1, \dots, s_{m-1}, a_{m-1}, s_m \rangle^t$ (each $s_i \in \mathbf{S}$ and each $a_i \in \mathbf{A}$) the formula

$$0 : s_0 \wedge 0 : a_0 \wedge 1 : s_1 \wedge \dots \wedge m-1 : a_{m-1} \wedge m : s_m.$$

We say a state s is *consistent* with D_{init} if there exists at least one probabilistic stable model I of D_{init} such that $I \models 0 : s$.

Definition 8

The *Policy Optimization* problem from the initial state s_0 is to find a policy π that maximizes the expected utility starting from s_0 , i.e., π with

$$\operatorname{argmax}_{\pi \text{ is a policy}} E[U_{Tr(\Pi, m)}(C_{\pi, m} \wedge \langle s_0 \rangle^t)]$$

where $C_{\pi, m}$ is the following formula representing policy π :

$$\bigwedge_{s \in \mathbf{S}, \pi(s, i) = a, i \in \{0, \dots, m-1\}} i : s \rightarrow i : a.$$

We define the *total reward* of a history $\mathbf{h} = \langle s_0, a_0, s_1, \dots, s_m \rangle$ under the action description D as

$$R_D(\mathbf{h}) = E[U_{Tr(D, m)}(\mathbf{h}^t)].$$

Although it is defined as an expectation, the following proposition tells us that any stable model X of $Tr(D, m)$ such that $X \models \mathbf{h}$ has the same utility, and consequently, the expected utility of \mathbf{h} is the same as the utility of any single stable model that satisfies the history.

Proposition 2

For any two stable models X_1, X_2 of $Tr(D, m)$ that satisfy a history

$\mathbf{h} = \langle s_0, a_0, s_1, a_1, \dots, a_{m-1}, s_m \rangle$, we have

$$U_{Tr(D, m)}(X_1) = U_{Tr(D, m)}(X_2) = E[U_{Tr(D, m)}(\mathbf{h}^t)].$$

It can be seen that the expected utility of π can be computed from the expected utility from all possible state sequences. For any state sequence $\mathbf{s} = \langle s_0, \dots, s_m \rangle$ and any policy π , we use $\mathbf{h}_\pi(\mathbf{s})$ to denote the history obtained by applying π on \mathbf{s} , i.e.,

$$\mathbf{h}_\pi(\mathbf{s}) = \langle s_0, \pi(s_0, 0), s_1, \dots, \pi(s_{m-1}, m-1), s_m \rangle.$$

Proposition 3

Given any initial state s_0 that is consistent with D_{init} , for any policy π , we have

$$E[U_{Tr(D,m)}(C_{\pi,m} \wedge \langle s_0 \rangle^t)] = \sum_{\mathbf{s}=\langle s_1, \dots, s_m \rangle: s_i \in \mathbf{S}} R_D(\mathbf{h}_\pi(\mathbf{s})^t) \times P_{Tr(D,m)}(\mathbf{s}^t \wedge C_{\pi,m}).$$

Definition 9

For a $p\mathcal{BC}+$ action description D , let $M(D)$ be the MDP $\langle S, A, T, R \rangle$ where (i) the state set S is \mathbf{S} ; (ii) the action set A is \mathbf{A} ; (iii) transition probability function T is defined as $T(s, a, s') = P_{D_1}(1 : s' \mid 0 : s \wedge 0 : a)$; (iv) reward function R is defined as $R(s, a, s') = E[U_{D_1}(0 : s \wedge 0 : a \wedge 1 : s')]$.

We show that the policy optimization problem for a $p\mathcal{BC}+$ action description D can be reduced to the policy optimization problem for $M(D)$ for the finite horizon. The following theorem tells us that for any history following a non-stationary policy, its total reward and probability under D defined under the $p\mathcal{BC}+$ semantics coincide with those under the corresponding MDP $M(D)$.

Theorem 3

Given an initial state $s_0 \in \mathbf{S}$ that is consistent with D_{init} , for any non-stationary policy π and any finite state sequence $\mathbf{s} = \langle s_0, s_1, \dots, s_{m-1}, s_m \rangle$ such that each s_i in \mathbf{S} ($i \in \{0, \dots, m\}$), we have

- $R_D(\mathbf{h}_\pi(\mathbf{s})) = R_{M(D)}(\mathbf{h}_\pi(\mathbf{s}))$
- $P_{Tr(D,m)}(\mathbf{s}^t \mid \langle s_0 \rangle^t \wedge C_{\pi,m}) = P_{M(D)}(\mathbf{h}_\pi(\mathbf{s}))$.

It follows that the policy optimization problem for $p\mathcal{BC}+$ action descriptions coincides with the policy optimization problem for MDP with finite horizon.

Theorem 4

For any nonnegative integer m and an initial state $s_0 \in \mathbf{S}$ that is consistent with D_{init} , we have

$$\operatorname{argmax}_{\pi \text{ is a non-stationary policy}} E[U_{Tr(D,m)}(C_{\pi,m} \wedge \langle s_0 \rangle^t)] = \operatorname{argmax}_{\pi \text{ is a non-stationary policy}} \mathbb{1}ER_{M(D)}(\pi, s_0).$$

Theorem 4 justifies using an implementation of DT-LP^{MLN} to compute optimal policies of MDP $M(D)$ as well as using an MDP solver to compute optimal policies of the $p\mathcal{BC}+$ descriptions. Furthermore, the theorems above allow us to check the properties of MDP $M(D)$ by using formal properties of LP^{MLN}, such as whether a certain state is reachable in a given number of steps.

5 $p\mathcal{BC}+$ as a High-Level Representation Language of MDP

An action description consists of causal laws in a human-readable form describing the action domain in a compact and high-level way, whereas it is non-trivial to describe an MDP instance directly from the domain description in English. The result in the previous section shows how to construct an MDP instance $M(D)$ for a $p\mathcal{BC}+$ action description D so that the solution to the policy optimization problem of D coincides with that of MDP $M(D)$. In that sense, $p\mathcal{BC}+$ can be viewed as a high-level representation language for MDP.

Since LP^{MLN} programs are weighted rules under the stable model semantics, and the semantics of $p\mathcal{BC}+$ is defined in terms of LP^{MLN}, $p\mathcal{BC}+$ inherits the nonmonotonicity of the stable

model semantics to be able to compactly represent recursive definitions or transitive closure (Erdem et al. 2016). The static laws in $p\mathcal{BC}+$ prune out invalid states to ensure that only meaningful value combinations of fluents will be given to MDP as states, thus reducing the size of state space at the MDP level. To demonstrate this, we show how Example 1 (Robot and Blocks) can be represented in $p\mathcal{BC}+$ as follows.

First we define the signature of the action description: x, x_1, x_2 are schematic variables⁶ that range over B1, B2, B3; r, r_1, r_2 range over R1, R2. $\text{1TopClear}(x)$, $\text{1Above}(x_1, x_2)$, and 1GoalNotAchieved are Boolean statically determined fluent constants; $\text{1In}(x)$ is a regular fluent constant with domain $\{R1, R2\}$, and $\text{1OnTopOf}(x_1, x_2)$ is a Boolean regular fluent constant. $\text{1MoveTo}(x, r)$ and $\text{1StackOn}(x_1, x_2)$ are action constants and 1Pf_Move is a Boolean pf constant. In this example, we make the goal state absorbing, i.e., when all the blocks are already in R2, then all actions have no effect.

Moving block x to room r causes x to be in r with probability p :

$$\begin{aligned} \text{1MoveTo}(x, r) \text{ causes } \text{1In}(x) = r \text{ if } \text{1Pf_Move} \wedge \text{1GoalNotAchieved} \\ \text{caused } \text{1Pf_Move} = \{\text{TRUE} : p, \text{FALSE} : 1 - p\}. \end{aligned}$$

If a block x_1 is on top of another block x_2 , then successfully moving x_1 to a different room r_2 causes x_1 to be no longer on top of x_2 :

$$\begin{aligned} \text{1MoveTo}(x_1, r_2) \text{ causes } \sim \text{1OnTopOf}(x_1, x_2) \\ \text{if } \text{1Pf_Move} \wedge \text{1In}(x_1) = r_1 \wedge \text{1OnTopOf}(x_1, x_2) \wedge \text{1GoalNotAchieved} \quad (r_1 \neq r_2). \end{aligned}$$

Stacking a block x_1 on another block x_2 causes x_1 to be on top of x_2 , if the top of x_2 is clear, and x_1 and x_2 are at the same location:

$$\begin{aligned} \text{1StackOn}(x_1, x_2) \text{ causes } \text{1OnTopOf}(x_1, x_2) \\ \text{if } \text{1TopClear}(x_2) \wedge \text{1At}(x_1) = r \wedge \text{1At}(x_2) = r \wedge \text{1GoalNotAchieved} \quad (x_1 \neq x_2). \end{aligned}$$

Stacking a block x_1 on another block x_2 causes x_1 to be no longer on top of the block x where x_1 was originally on top of:

$$\begin{aligned} \text{1StackOn}(x_1, x_2) \text{ causes } \sim \text{1OnTopOf}(x_1, x) \text{ if } \text{1TopClear}(x_2) \wedge \text{1At}(x_1) = r \wedge \text{1At}(x_2) = r \wedge \\ \text{1OnTopOf}(x_1, x) \wedge \text{1GoalNotAchieved} \quad (x_2 \neq x, x_1 \neq x_2). \end{aligned}$$

Two different blocks cannot be on top of the same block, and a block cannot be on top of two different blocks:

$$\begin{aligned} \text{constraint } \neg(\text{1OnTopOf}(x_1, x) \wedge \text{1OnTopOf}(x_2, x)) & \quad (x_1 \neq x_2) \\ \text{constraint } \neg(\text{1OnTopOf}(x, x_1) \wedge \text{1OnTopOf}(x, x_2)) & \quad (x_1 \neq x_2). \end{aligned}$$

By default, the top of a block x is clear. It is not clear if there is another block x_1 that is on top of it:

$$\begin{aligned} \text{default } \text{1TopClear}(x) \\ \text{caused } \sim \text{1TopClear}(x) \text{ if } \text{1OnTopOf}(x_1, x). \end{aligned}$$

The relation *Above* between two blocks is the transitive closure of the relation 1OnTopOf : A block x_1 is above another block x_2 if x_1 is on top of x_2 , or there is another block x such that x_1

⁶ An expression with schematic variables is a shorthand for the set of expressions obtained by replacing every variable in the original expression with every term in the domain of the variable.

is above x and x is above x_2 :

$$\begin{aligned} &\mathbf{caused} \text{ } \mathit{1Above}(x_1, x_2) \text{ if } \mathit{1OnTopOf}(x_1, x_2) \\ &\mathbf{caused} \text{ } \mathit{1Above}(x_1, x_2) \text{ if } \mathit{1Above}(x_1, x) \wedge \mathit{1Above}(x, x_2). \end{aligned}$$

One block cannot be above itself; two blocks cannot be above each other:

$$\mathbf{caused} \perp \text{ if } \mathit{1Above}(x_1, x_2) \wedge \mathit{1Above}(x_2, x_1).$$

If a block x_1 is above another block x_2 , then x_1 has the same location as x_2 :

$$\mathbf{caused} \text{ } \mathit{1At}(x_1) = r \text{ if } \mathit{1Above}(x_1, x_2) \wedge \mathit{1At}(x_2) = r. \quad (22)$$

Each moving action has a cost of 1:

$$\mathbf{reward} - 1 \text{ if } \top \text{ after } \mathit{1MoveTo}(x, r).$$

Achieving the goal when the goal is not previously achieved yields a reward of 10:

$$\mathbf{reward} 10 \text{ if } \sim \mathit{1GoalNotAchieved} \text{ after } \mathit{1GoalNotAchieved}.$$

The goal is not achieved if there exists a block x that is not at R2. It is achieved otherwise:

$$\begin{aligned} &\mathbf{caused} \text{ } \mathit{1GoalNotAchieved} \text{ if } \mathit{1At}(x) = r \text{ (} r \neq \text{R2)} \\ &\mathbf{default} \text{ } \sim \mathit{1GoalNotAchieved}. \end{aligned}$$

$\mathit{1At}(x)$ and $\mathit{1OnTopOf}(x_1, x_2)$ are inertial:

$$\mathbf{inertial} \text{ } \mathit{1At}(x), \mathit{1OnTopOf}(x_1, x_2).$$

Finally, we add $a_1 \wedge a_2 \mathbf{causes} \perp$ for each distinct pair of ground action constants a_1 and a_2 , to ensure that at most one action can occur each time step.

It can be seen that stacking all blocks together and moving them at once would be the best strategy to move them to R2.

In the robot and blocks example, many value combinations of fluents do not lead to a valid state, such as

$$\{\mathit{1OnTopOf}(\text{B1}, \text{B2}), \mathit{1OnTopOf}(\text{B2}, \text{B1}), \dots\},$$

where the two blocks B1 and B2 are on top of each other. Moreover, the fluents $\mathit{1TopClear}(x)$ and $\mathit{1Above}(x_1, x_2)$ are completely dependent on the value of the other fluents. There would be $2^{3+3+3+3+3+3} = 2^{24}$ states if we define a state as any value combination of fluents. On the other hand, the static laws in the above action description reduce the number of states to only $(13 + 9) \times 2 = 44$. To see this, consider all possible configuration with 3 blocks and 2 locations. As illustrated in Figure 2, there are 13 possible configurations with 3 blocks on the same side, and 9 possible configurations with one block on one side and two on the other side. Each configuration can be mirrored to yield another configuration, so we have $(13 + 9) \times 2 = 44$ in total. This is aligned with the number of MDP states obtained from the $p\mathcal{BC}+$ action description according to Definition 9.

Furthermore, in this example, $\mathit{1Above}(x, y)$ needs to be defined as a transitive closure of $\mathit{1OnTopOf}(x, y)$, so that the effects of $\mathit{1StackOn}(x_1, x_2)$ can be defined in terms of the (inferred) spatial relation of blocks. Also, the static law (22) defines an indirect effect of $\mathit{1MoveTo}(x, r)$.

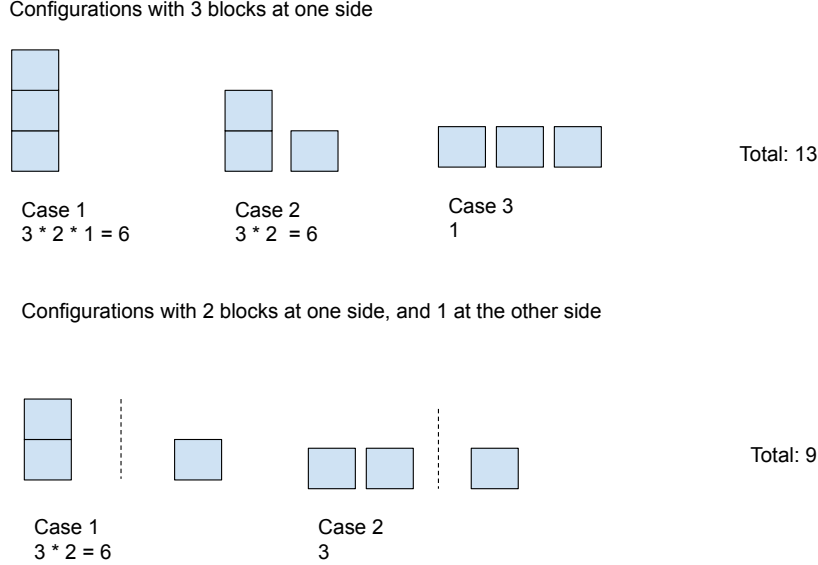


Fig. 2. Possible Configurations with 3 blocks and 2 locations

6 System PBCPLUS2MDP

We implement system PBCPLUS2MDP, which takes the LP^{MLN} translation of an action description D and time horizon m as input, and finds the optimal policy by constructing the corresponding MDP $M(D)$ and utilizing MDP policy optimization algorithms as black box. We use MDPTOOLBOX⁷ as our underlying MDP solver. The current system uses LP^{MLN} 1.0 (<http://reasoning.eas.asu.edu/lpmln/index.html>) for exact inference to find states, actions, transition probabilities and transition rewards. The system is publically available at <https://github.com/ywang485/pbcplus2mdp> (Wang 2020), along with several examples.

We measure the scalability of our system PBCPLUS2MDP on the robot and blocks example. Figure 3 shows the running statistics of finding the optimal policy for different number of blocks. For all of the running instances, maximum time horizon is set to be 10, as in all of the instances, the smallest number of steps in a shortest possible action sequence achieving the goal is less than 10. The discount factor is set to be 0.9. The experiments are performed on a machine with 4 Intel(R) Core(TM) i5-2400 CPU with OS Ubuntu 14.04.5 LTS and 8 GB memory.

As can be seen from the table, the running time increases exponentially as the number of blocks increases. This is not surprising since the size of the search space increases exponentially as the number of blocks increases. The bottleneck is the LP^{MLN} inference system, as it needs to enumerate every stable model to generate the set of states, the set of actions, transition probabilities and rewards. Time spent on MDP planning is negligible.

Since the bottleneck is the size of the domain, one potential direction of improving the scalability would be to represent the action description at first-order level, and then utilize planning

⁷ <https://pymdptoolbox.readthedocs.io>

# Blocks	# State	# Actions	MDP Generation Time	MDP Solving Time	Overall Solving Time
1	2	4	0.902s	0.0005	1.295s
2	8	9	0.958s	0.0014s	1.506s
3	44	16	1.634s	0.0017s	2.990s
4	304	25	12.256s	0.0347s	27.634s
5	2512	36	182.190s	2.502	10m23.929s
6	24064	49	> 1 hr	-	-

Fig. 3. Running Statistics of PBCPLUS2MDP system

algorithms for first-order MDPs, such as (Boutillier et al. 2001; Yoon et al. 2002; Wang et al. 2008; Sanner and Boutilier 2009), to compute domain-independent policies. This method requires a solver for first-order LP^{MLN} . We leave this for future work.

System PBCPLUS2MDP supports planning with infinite horizon. However, it should be noted that the semantics of an action description with infinite time horizon in terms of $DT - LP^{MLN}$ is not yet well established. In this case, the action description is only viewed as a high-level representation of an MDP.

7 Related Work

There have been quite a few studies and attempts in defining factored representations of (PO)MDP, with feature-based state descriptions and more compact, human-readable action definitions. PPDDL (Younes and Littman 2004) extends PDDL with constructs for describing probabilistic effects of actions and reward from state transitions. One limitation of PPDDL is the lack of static causal laws, which prohibits PPDDL from expressing recursive definitions or transitive closure. This may yield a large state space to explore as discussed in Section 5. RDDDL (Relational Dynamic Influence Diagram Language) (Sanner 2010) improves the expressivity of PPDDL in modeling stochastic planning domains by allowing concurrent actions, continuous values of fluents, state constraints, etc. The semantics is defined in terms of lifted dynamic Bayes network extended with influence graph. A lifted planner can utilize the first-order representation and potentially achieve better performance. Still, indirect effects are hard to be represented in RDDDL. Compared to PPDDL and RDDDL, the advantages of $p\mathcal{BC}+$ are in its simplicity and expressivity originating from the stable model semantics, which allows for elegant representation of recursive definitions, defeasible behaviors, and indirect effects.

(Poole 2013) combines the Situation Calculus (McCarthy 1963) and the Independent Choice Logic (ICL) (Poole 2008) for probabilistic planning. The situation calculus is used to specify effects of actions, and ICL is used to model randomness in an action domain. The notion of choice alternatives in ICL is similar to pf constant in $p\mathcal{BC}+$, and an atomic choice resembles a value assignment to a pf constant. While $p\mathcal{BC}+$ allows uncertainty to be from both probabilities and logic, (Poole 2013) has the restriction that all the uncertainty comes from probabilities, i.e., the logic program is required to have a unique model once all the independent choices are fixed. Another difference is that (Poole 2013) considers only acyclic logic program (which is not a restriction in $p\mathcal{BC}+$), and it is thus not straightforward to represent transitive closure such as “a block being moved causes the block on top of it also being moved”, as in Example 1. It is worth noting that (Poole 2013) allows a more compact and flexible representation of policies, where conditional expressions can be used to summarize the action to take for a set of states where a certain sensor value is observed.

(Zhang and Stone 2015) adopt ASP and P-Log (Baral et al. 2009) which respectively produces a refined set of states and a refined probability distribution over states that are then fed to POMDP solvers for low-level planning. The refined sets of states and probability distribution over states take into account commonsense knowledge about the domain, and thus improve the quality of a plan and reduce computation needed at the POMDP level. (Yang et al. 2018) adopts the (deterministic) action description language \mathcal{BC} for high-level representations of the action domain, which defines high-level actions that can be treated as deterministic. Each action in the generated high-level plan is then mapped into more detailed low-level policies, which takes stochastic effects of low-level actions into account. Similarly, (Sridharan et al. 2015) introduce a framework with planning in a coarse-resolution transition model and a fine-resolution transition model. Action language \mathcal{AL}_d is used for defining the two levels of transition models. The fine-resolution transition model is further turned into a POMDP for detailed planning with stochastic effects of actions and transition rewards. While a $p\mathcal{BC}+$ action description can fully capture all aspects of (PO)MDP including transition probabilities and rewards, the \mathcal{AL}_d action description only provides states, actions and transitions with no quantitative information. (Leonetti et al. 2016), on the other hand, use symbolic reasoners such as ASP to reduce the search space for reinforcement learning based planning methods by generating partial policies from planning results generated by the symbolic reasoner. The exploration of the low-level RL module is constrained by actions that satisfy the partial policy.

Another related work is (Ferreira et al. 2017), which combines ASP and reinforcement learning by using action language $\mathcal{BC}+$ as a meta-level description of MDP. The $\mathcal{BC}+$ action descriptions define non-stationary MDPs in the sense that the states and actions can change with new situations occurring in the environment. The algorithm ASP(RL) proposed in this work iteratively calls an ASP solver to obtain states and actions for the RL methods to learn transition probabilities and rewards, and updates the $\mathcal{BC}+$ action description with changes in the environment found by the RL methods, in this way finding optimal policy for a non-stationary MDP with the search space reduced by ASP. The work is similar to ours in that ASP-based high-level logical description is used to generate states and actions for MDP, but the difference is that we use an extension of $\mathcal{BC}+$ that expresses transition probabilities and rewards.

8 Conclusion

In this work, we bridge the gap between action language $p\mathcal{BC}+$ and Markov Decision Process by extending $p\mathcal{BC}+$ with the notion of utility, which allows $p\mathcal{BC}+$ to serve as an elaboration tolerant representation of MDP, as well as leveraging an MDP solver to compute a $p\mathcal{BC}+$ action description. Our main contributions are as follows.

- We extended LP^{MLN} with the notion of utility, resulting in $DT-LP^{MLN}$; we developed an approximate algorithm for maximizing expected utility in $DT-LP^{MLN}$;
- Based on $DT-LP^{MLN}$, we extended $p\mathcal{BC}+$ with the notion of utility;
- We showed that the semantics of $p\mathcal{BC}+$ can be alternatively defined in terms of Markov Decision Process;
- We demonstrated how $p\mathcal{BC}+$ can serve as an elaboration tolerant representation of MDP;
- We developed a prototype system $PBCPLUS2MDP$, for finding optimal policies of $p\mathcal{BC}+$ action descriptions using an MDP solver.

Formally relating action languages and MDP opens up interesting research to explore. Dynamic programming methods in MDP can be utilized to compute action languages. In turn, action

languages may serve as a formal verification tool for MDP as well as a high-level representation language for MDP that describes an MDP instance in a succinct and elaboration tolerant way. As many reinforcement learning tasks use MDP as a modeling language, the work may be related to incorporating symbolic knowledge to reinforcement learning as evidenced by (Zhang and Stone 2015; Yang et al. 2018; Leonetti et al. 2016).

DT-LP^{MLN} may deserve attention on its own for static domains. We expect that this extension of LP^{MLN} system that can handle utility can be a useful tool for verifying properties for MDP.

The theoretical results in this paper limit attention to MDP in the finite horizon case. When the maximum step m is sufficiently large, we may view it as an approximation of the infinite horizon case, in which case, we allow discount factor γ by replacing v in (21) with $\gamma^{i+1}v$. While it appears intuitive to extend the theoretical results in this paper to the infinite case, it requires extending the definition of LP^{MLN} to allow infinitely many rules, which we leave for future work.

Acknowledgements: We are grateful to the anonymous referees for their useful comments and to Siddharth Srivastava, Zhun Yang, and Yu Zhang for helpful discussions. This work was partially supported by the National Science Foundation under Grant IIS-1815337.

References

- BABB, J. AND LEE, J. 2015. Action language $BC+$. *Journal of Logic and Computation*, exv062.
- BARAL, C., GELFOND, M., AND RUSHTON, J. N. 2009. Probabilistic reasoning with answer sets. *Theory and Practice of Logic Programming* 9, 1, 57–144.
- BELLMAN, R. 1957. A Markovian decision process. *Indiana Univ. Math. J.* 6, 679–684.
- BOUTILIER, C., REITER, R., AND PRICE, B. 2001. Symbolic dynamic programming for first-order MDPs. In *Proceedings of the 17th International Joint Conference on Artificial Intelligence - Volume 1. IJCAI'01.* 690–697.
- BROECK, G. V. D., THON, I., OTTERLO, M. V., AND RAEDT, L. D. 2010. DTProblog: A decision-theoretic probabilistic prolog. In *Proceedings of the Twenty-Fourth AAAI Conference on Artificial Intelligence.* AAAI'10. AAAI Press, 1217–1222.
- ERDEM, E., GELFOND, M., AND LEONE, N. 2016. Applications of answer set programming. *AI Magazine* 37, 3 (Oct.), 53–68.
- FABER, W., LEONE, N., AND PFEIFER, G. 2004. Recursive aggregates in disjunctive logic programs: Semantics and complexity. In *Proceedings of European Conference on Logics in Artificial Intelligence (JELIA).*
- FERRARIS, P. 2005. Answer sets for propositional theories. In *Proceedings of International Conference on Logic Programming and Nonmonotonic Reasoning (LPNMR).* 119–131.
- FERREIRA, L. A., C. BIANCHI, R. A., SANTOS, P. E., AND DE MANTARAS, R. L. 2017. Answer set programming for non-stationary markov decision processes. *Applied Intelligence* 47, 4 (Dec), 993–1007.
- GELFOND, M. AND LIFSCHITZ, V. 1993. Representing action and change by logic programs. *Journal of Logic Programming* 17, 301–322.
- GELFOND, M. AND LIFSCHITZ, V. 1998. Action languages⁸. *Electronic Transactions on Artificial Intelligence* 3, 195–210.
- GIUNCHIGLIA, E., LEE, J., LIFSCHITZ, V., MCCAIN, N., AND TURNER, H. 2004. Nonmonotonic causal theories. *Artificial Intelligence* 153(1–2), 49–104.
- KAUTZ, H. AND SELMAN, B. 1998. A general stochastic approach to solving problems with hard and soft constraints. *The Satisfiability Problem: Theory and Applications.*

⁸ <http://www.ep.liu.se/ea/cis/1998/016/>

- LEE, J. AND LIFSCHITZ, V. 2003. Loop formulas for disjunctive logic programs. In *Proceedings of International Conference on Logic Programming (ICLP)*. 451–465.
- LEE, J., LIFSCHITZ, V., AND YANG, F. 2013. Action language \mathcal{BC} : Preliminary report. In *Proceedings of International Joint Conference on Artificial Intelligence (IJCAI)*.
- LEE, J., TALSANIA, S., AND WANG, Y. 2017. Computing LPMLN using ASP and MLN solvers. *Theory and Practice of Logic Programming*.
- LEE, J. AND WANG, Y. 2016. Weighted rules under the stable model semantics. In *Proceedings of International Conference on Principles of Knowledge Representation and Reasoning (KR)*. 145–154.
- LEE, J. AND WANG, Y. 2018. A probabilistic extension of action language $\mathcal{BC}+$. *Theory and Practice of Logic Programming* 18(3–4), 607–622.
- LEONETTI, M., IOCCHI, L., AND STONE, P. 2016. A synthesis of automated planning and reinforcement learning for efficient, robust decision-making. *Artificial Intelligence* 241, 103 – 130.
- MCCARTHY, J. 1963. Situations, actions, and causal laws. Tech. rep., Stanford University CA Department of Computer Science.
- NIEMELÄ, I. AND SIMONS, P. 2000. Extending the Smodels system with cardinality and weight constraints. In *Logic-Based Artificial Intelligence*, J. Minker, Ed. Kluwer, 491–521.
- PELOV, N., DENECKER, M., AND BRUYNNOGHE, M. 2007. Well-founded and stable semantics of logic programs with aggregates. *Theory and Practice of Logic Programming* 7, 3, 301–353.
- POOLE, D. 2008. The independent choice logic and beyond. In *Probabilistic inductive logic programming*. Springer, 222–243.
- POOLE, D. 2013. A framework for decision-theoretic planning I: Combining the situation calculus, conditional plans, probability and utility. *arXiv preprint arXiv:1302.3597*.
- SANNER, S. 2010. Relational dynamic influence diagram language (RDDL): Language description. *Unpublished ms. Australian National University*, 32.
- SANNER, S. AND BOUTILIER, C. 2009. Practical solution techniques for first-order MDPs. *Artificial Intelligence* 173, 5, 748 – 788. *Advances in Automated Plan Generation*.
- SON, T. C., PONTELLI, E., AND TU, P. H. 2006. Answer sets for logic programs with arbitrary abstract constraint atoms. In *Proceedings, The Twenty-First National Conference on Artificial Intelligence (AAI)*.
- SRIDHARAN, M., GELFOND, M., ZHANG, S., AND WYATT, J. 2015. REBA: A refinement-based architecture for knowledge representation and reasoning in robotics. *Journal of Artificial Intelligence Research* 65.
- WANG, C., JOSHI, S., AND KHARDON, R. 2008. First order decision diagrams for relational MDPs. *Journal of Artificial Intelligence Research* 31, 431–472.
- WANG, Y. 2020. ywang485/pbcplus2mdp: pbcplus2mdp v0.1.
- WANG, Y. AND LEE, J. 2019. Elaboration tolerant representation of markov decision process via decision theoretic extension of action language pbc+. In *Proceedings of the 15th International Conference on Logic Programming and Nonmonotonic Reasoning (LPNMR 2019)*.
- WATKINS, C. J. C. H. 1989. Learning from delayed rewards. Ph.D. thesis, King’s College, Cambridge, UK.
- YANG, F., LYU, D., LIU, B., AND GUSTAFSON, S. 2018. PEORL: Integrating symbolic planning and hierarchical reinforcement learning for robust decision-making. In *IJCAI*. 4860–4866.
- YOON, S., FERN, A., AND GIVAN, R. 2002. Inductive policy selection for first-order MDPs. In *Proceedings of the Eighteenth Conference on Uncertainty in Artificial Intelligence*. UAI’02. Morgan Kaufmann Publishers Inc., San Francisco, CA, USA, 568–576.
- YOUNES, H. L. AND LITTMAN, M. L. 2004. PPDDL1.0: An extension to PDDL for expressing planning domains with probabilistic effects. *Techn. Rep. CMU-CS-04-162*.
- ZHANG, S. AND STONE, P. 2015. CORPP: Commonsense reasoning and probabilistic planning, as applied to dialog with a mobile robot. In *Proceedings of the Twenty-Ninth AAAI Conference on Artificial Intelligence*. AAAI’15. AAAI Press, 1394–1400.

Appendix A Proofs

Proofs of Theorem 1, 2 and Corollary 1 can be found in the supplementary material of (Lee and Wang 2018).

A.1 Propositions and Lemmas

We write $\langle a_0, a_1 \dots, a_{m-1} \rangle^t$ (each $a_i \in \mathbf{A}$) to denote the formula $0 : a_0 \wedge 1 : a_1 \cdots \wedge m-1 : a_{m-1}$. The following lemma tells us that any action sequence has the same probability under $Tr(D, m)$.

For any multi-valued probabilistic program Π , let pf_1, \dots, pf_m be the probabilistic constants in Π , and $v_{i,1}, \dots, v_{i,k_i}$, each associated with probability $p_{i,1}, \dots, p_{i,k_i}$ resp. be the values of pf_i ($i \in \{1, \dots, m\}$). We use TC_Π be the set of all assignments to probabilistic constants in Π .

Lemma 1

For any pBC+ action description D and any action sequence $\mathbf{a} = \langle a_0, a_1, \dots, a_{m-1} \rangle$, we have

$$P_{Tr(D,m)}(\mathbf{a}^t) = \frac{1}{(|\sigma^{act}| + 1)^m}.$$

Proof.

$$\begin{aligned} & P_{Tr(D,m)}(\mathbf{a}^t) \\ = & \sum_{\substack{I \models \mathbf{a}^t \\ I \text{ is a stable models of } Tr(D, m)}} P_{Tr(D,m)}(I) \\ = & (\text{In } Tr(D, m) \text{ every total choice leads to } (|\sigma^{act}| + 1)^m \text{ stable models. By Proposition 2 in (Lee and Wang 2018),}) \\ & \sum_{\substack{I \models \mathbf{a}^t \\ I \text{ is a stable models of } Tr(D, m)}} \frac{W_{Tr(D,m)}(I)}{(|\sigma^{act}| + 1)^m} \\ = & \frac{\sum_{tc \in TC_{Tr(D,m)}} \prod_{c=v \in tc} M_\Pi(c=v)}{(|\sigma^{act}| + 1)^m} \\ = & (\text{Derivations same as in the proof of Proposition 2 in (Lee and Wang 2018)}) \\ & \frac{1}{(|\sigma^{act}| + 1)^m} \end{aligned}$$

□

The following lemma states that given any action sequence, the probabilities of all possible state sequences sum up to 1.

Lemma 2

For any pBC+ action description D and any action sequence $\mathbf{a} = \langle a_0, a_1, \dots, a_{m-1} \rangle$, we have

$$\sum_{s_0, \dots, s_m : s_i \in \mathbf{S}} P_{Tr(D,m)}(\langle s_0, \dots, s_m \rangle^t \mid \mathbf{a}^t) = 1.$$

Proof.

$$\begin{aligned}
& \sum_{s_0, \dots, s_m: s_i \in \mathbf{S}} P_{Tr(D, m)}(\langle s_0, \dots, s_m \rangle^t \mid \mathbf{a}^t) \\
&= \text{(By Corollary 1 in (Lee and Wang 2018))} \\
& \quad \sum_{s_0, \dots, s_m: s_i \in \mathbf{S}, i \in \{0, \dots, m-1\}} \prod p(s_i, a_i, s_{i+1}) \\
&= \sum_{s_0 \in \mathbf{S}} (p(s_0) \cdot \sum_{s_1, \dots, s_m: s_i \in \mathbf{S}, i \in \{1, \dots, m-1\}} \prod p(s_i, a_i, s_{i+1})) \\
&= \sum_{s_0 \in \mathbf{S}} (p(s_0) \cdot \sum_{s_1 \in \mathbf{S}} (p(s_0, a_0, s_1) \cdot \sum_{s_2, \dots, s_m: s_i \in \mathbf{S}, i \in \{2, \dots, m-1\}} \prod p(s_i, a_i, s_{i+1}))) \\
&= \sum_{s_0 \in \mathbf{S}} (p(s_0) \cdot \sum_{s_1 \in \mathbf{S}} (p(s_0, a_0, s_1) \cdot \dots \cdot \sum_{s_m \in \mathbf{S}} p(s_{m-1}, a_{m-1}, s_m) \dots)) \\
&= 1.
\end{aligned}$$

□

The following proposition tells us that the probability of any state sequence conditioned on the constraint representation of a policy π coincide with the probability of the state sequence conditioned on the action sequence specified by π w.r.t. the state sequence.

Proposition 4

For any $p\mathcal{BC}+$ action description D , state sequence $\mathbf{s} = \langle s_0, s_1, \dots, s_m \rangle$, and a non-stationary policy π , we have

$$\begin{aligned}
P_{Tr(D, m)}(\mathbf{s}^t \mid C_{\pi, m}) &= \\
P_{Tr(D, m)}(\mathbf{s}^t \mid \langle \pi(s_0, 0), \pi(s_1, 1), \dots, \pi(s_{m-1}, m-1) \rangle^t)
\end{aligned}$$

Proof.

$$\begin{aligned}
& P_{Tr(D, m)}(\mathbf{s}^t \mid C_{\pi, m}) \\
&= \frac{P_{Tr(D, m)}(\langle s_0, \dots, s_m \rangle^t \wedge C_{\pi, m})}{P_{Tr(D, m)}(C_{\pi, m})} \\
&= \frac{P_{Tr(D, m)}(\langle s_0, \pi(s_0, 0), \dots, \pi(s_{m-1}, m-1), s_m \rangle^t)}{P_{Tr(D, m)}(C_{\pi, m})} \\
&= \frac{P_{Tr(D, m)}(\langle \pi(s_0, 0), \dots, \pi(s_{m-1}, m-1), s_m \rangle^t \mid 0: s_0) \cdot P_{Tr(D, m)}(0: s_0)}{\sum_{s'_0, \dots, s'_m: s'_i \in \mathbf{S}} P_{Tr(D, m)}(\langle s'_0, \pi(s'_0, 0), \dots, \pi(s'_{m-1}, m-1), s'_m \rangle^t)}.
\end{aligned}$$

We use $k(s_0, \dots, s_m)$ as an abbreviation of

$$P_{Tr(D, m)}(\langle \pi(s_0, 0), \dots, \pi(s_{m-1}, m-1) \rangle^t).$$

We have

$$\begin{aligned}
& P_{Tr(D,m)}(\mathbf{s}^t \mid C_{\pi,m}) \\
&= \frac{P_{Tr(D,m)}(\langle s_1, \dots, s_m \rangle^t \mid \langle s_0, \pi(s_0, 0), \dots, \pi(s_{m-1}, m-1) \rangle^t) \cdot P_{Tr(D,m)}(0 : s_0) \cdot k(s_0, \dots, s_m)}{\sum_{s'_0, \dots, s'_m : s'_i \in \mathbf{S}} P_{Tr(D,m)}(\langle s'_1, \dots, s'_m \rangle^t \mid \langle s'_0, \pi(s'_0, 0), \dots, \pi(s'_{m-1}, m-1) \rangle^t) \cdot P_{Tr(D,m)}(0 : s'_0) \cdot k(s'_0, \dots, s'_m)} \\
&= (\text{By Lemma 1, for any } s_0, \dots, s_m (s_i \in \mathbf{S}), \text{ we have } k(s_0, \dots, s_m) = \frac{1}{(\sigma^{act} + 1)^m}) \\
&\quad \frac{P_{Tr(D,m)}(\langle s_1, \dots, s_m \rangle^t \mid \langle s_0, \pi(s_0, 0), \dots, \pi(s_{m-1}, m-1) \rangle^t) \cdot P_{Tr(D,m)}(0 : s_0) \cdot \frac{1}{(|\sigma^{act}| + 1)^m}}{\sum_{s'_0, \dots, s'_m : s'_i \in \mathbf{S}} P_{Tr(D,m)}(\langle s'_1, \dots, s'_m \rangle^t \mid \langle s'_0, \pi(s'_0, 0), \dots, \pi(s'_{m-1}, m-1) \rangle^t) \cdot P_{Tr(D,m)}(0 : s'_0) \cdot \frac{1}{(|\sigma^{act}| + 1)^m}} \\
&= \frac{P_{Tr(D,m)}(\langle s_1, \dots, s_m \rangle^t \mid \langle s_0, \pi(s_0, 0), \dots, \pi(s_{m-1}, m-1) \rangle^t) \cdot P_{Tr(D,m)}(0 : s_0)}{\sum_{s'_0, \dots, s'_m : s'_i \in \mathbf{S}} P_{Tr(D,m)}(\langle s'_1, \dots, s'_m \rangle^t \mid \langle s'_0, \pi(s'_0, 0), \dots, \pi(s'_{m-1}, m-1) \rangle^t) \cdot P_{Tr(D,m)}(0 : s'_0)} \\
&= (\text{By Lemma 2, the denominator equals 1}) \\
&\quad P_{Tr(D,m)}(\langle s_1, \dots, s_m \rangle^t \mid \langle s_0, \pi(s_0, 0), \dots, \pi(s_{m-1}, m-1) \rangle^t) \cdot P_{Tr(D,m)}(0 : s_0) \\
&= P_{Tr(D,m)}(\langle s_0, s_1, \dots, s_m \rangle^t \mid \langle \pi(s_0, 0), \dots, \pi(s_{m-1}, m-1) \rangle^t)
\end{aligned}$$

□

A.2 Proofs of Proposition 2, Proposition 3, Theorem 3 and Theorem 4

The following proposition tells us that, for any states and actions sequence, any stable model of $Tr(D, m)$ that satisfies the sequence has the same utility. Consequently, the expected utility of the sequence can be computed by looking at any single stable model that satisfies the sequence.

Proposition 2 *For any two stable models X_1, X_2 of $Tr(D, m)$ that satisfy a history $\mathbf{h} = \langle s_0, a_0, s_1, a_1, \dots, a_{m-1}, s_m \rangle$, we have*

$$U_{Tr(D,m)}(X_1) = U_{Tr(D,m)}(X_2) = E[U_{Tr(D,m)}(\mathbf{h}^t)].$$

Proof. Since both X_1 and X_2 both satisfy \mathbf{h}^t , X_1 and X_2 agree on truth assignment on $\sigma_m^{act} \cup \sigma_m^{fl}$. Notice that atom of the form $\text{utility}(v, \mathbf{t})$ in $Tr(D, m)$ occurs only of the form (21), and only atom in $\sigma_m^{act} \cup \sigma_m^{fl}$ occurs in the body of rules of the form (21).

- Suppose an atom $\text{utility}(v, \mathbf{t})$ is in X_1 . Then the body B of at least one rule of the form (21) with $\text{utility}(v, \mathbf{t})$ in its head in $Tr(D, m)$ is satisfied by X_1 . B must be satisfied by X_2 as well, and thus $\text{utility}(v, \mathbf{t})$ is in X_2 as well.
- Suppose an atom $\text{utility}(v, \mathbf{t})$, is not in X_1 . Then, assume, to the contrary, that $\text{utility}(v, \mathbf{t})$ is in X_2 , then by the same reasoning process above in the first bullet, $\text{utility}(v, \mathbf{t})$ should be in X_1 as well, which is a contradiction. So $\text{utility}(v, \mathbf{t})$ is also not in X_2 .

So X_1 and X_2 agree on truth assignment on all atoms of the form $\text{utility}(v, \mathbf{t})$, and conse-

quently we have $U_{Tr(D,m)}(X_1) = U_{Tr(D,m)}(X_2)$, as well as

$$\begin{aligned}
& E[U_{Tr(D,m)}(\mathbf{h}^t)] \\
&= \sum_{I=\mathbf{h}^t} P_{Tr(D,m)}(I \mid \mathbf{h}^t) \cdot U_{Tr(D,m)}(I) \\
&= U_{Tr(D,m)}(X_1) \cdot \sum_{I=\mathbf{h}^t} P_{Tr(D,m)}(I \mid \mathbf{h}^t) \\
&= (\text{The second term equals 1}) \\
& U_{Tr(D,m)}(X_1).
\end{aligned}$$

□

The following proposition tells us that the expected utility of an action and state sequence can be computed by summing up the expected utility from each transition.

Proposition 5

For any $p\mathcal{BC}+$ action description D and a history $\mathbf{h} = \langle s_0, a_0, s_1, \dots, a_{m-1}, s_m \rangle$, such that there exists at least one stable model of $Tr(D, m)$ that satisfies \mathbf{h} , we have

$$E[U_{Tr(D,m)}(\mathbf{h}^t)] = \sum_{i \in \{0, \dots, m-1\}} u(s_i, a_i, s_{i+1}).$$

Proof. Let X be any stable model of $Tr(D, m)$ that satisfies \mathbf{h}^t . By Proposition 2, we have

$$\begin{aligned}
& E[U_{Tr(D,m)}(\mathbf{h}^t)] \\
&= U_{Tr(D,m)}(X) \\
&= \sum_{i \in \{0, \dots, m-1\}} \left(\sum_{\substack{v \\ X \text{ satisfies } (i+1:F) \wedge (i:G) \in Tr(D,m)}} v \right) \\
&= \sum_{i \in \{0, \dots, m-1\}} \left(\sum_{\substack{v \\ 0: X^i \text{ satisfies } (1:F) \wedge (0:G) \in Tr(D,m)}} v \right) \\
&= \sum_{i \in \{0, \dots, m-1\}} U_{Tr(D,1)}(0: X^i) \\
&= (\text{By Proposition 2}) \\
& \sum_{i \in \{0, \dots, m-1\}} E[U_{Tr(D,1)}(0: s_i, 0: a_i, 1: s_{i+1})] \\
&= \sum_{i \in \{0, \dots, m-1\}} u(s_i, a_i, s_{i+1}).
\end{aligned}$$

□

Proposition 3 Given any initial state s_0 that is consistent with D_{init} , for any policy π , we have

$$\begin{aligned}
& E[U_{Tr(D,m)}(C_{\pi,m} \wedge \langle s_0 \rangle^t)] = \\
& \sum_{\mathbf{s} = \langle s_1, \dots, s_m \rangle : s_i \in \mathbf{S}} R_D(\mathbf{h}_\pi(\mathbf{s})^t) \times P_{Tr(D,m)}(\mathbf{s}^t \wedge C_{\pi,m}).
\end{aligned}$$

Proof. We have

$$\begin{aligned}
& E[U_{Tr(D,m)}(C_{\pi,m} \wedge \langle s_0 \rangle^t)] \\
= & \sum_{I \models 0:s_0 \wedge C_{\pi,m}} Pr_{Tr(D,m)}(I \mid 0:s_0 \wedge C_{\pi,m}) \cdot U_{Tr(D,m)}(I) \\
= & \sum_{\substack{I \models 0:s_0 \wedge C_{\pi,m} \\ I \text{ is a stable model of } Tr(D,m)}} Pr_{Tr(D,m)}(I \mid 0:s_0 \wedge C_{\pi,m}) \cdot U_{Tr(D,m)}(I) \\
= & \text{(We partition stable models } I \text{ according to their truth assignment on } \sigma_m^{fl}) \\
& \sum_{\mathbf{s} = \langle s_1, \dots, s_m \rangle : s_i \in \mathbf{S}} \sum_{\substack{I \models \mathbf{s}^t \wedge C_{\pi,m} \\ I \text{ is a stable model of } Tr(D,m)}} Pr_{Tr(D,m)}(I \mid 0:s_0 \wedge C_{\pi,m}) \cdot U_{Tr(D,m)}(I) \\
= & \text{(Since } I \models \mathbf{s}^t \wedge C_{\pi,m} \text{ implies } I \models \mathbf{h}_\pi(\mathbf{s})^t \text{, by Proposition 2 we have)} \\
& \sum_{\mathbf{s} = \langle s_1, \dots, s_m \rangle : s_i \in \mathbf{S}} \sum_{\substack{I \models \mathbf{s}^t \wedge C_{\pi,m} \\ I \text{ is a stable model of } Tr(D,m)}} Pr_{Tr(D,m)}(I \mid 0:s_0 \wedge C_{\pi,m}) \cdot E[U_{Tr(D,m)}(\mathbf{h}_\pi(\mathbf{s})^t)] \\
= & \sum_{\mathbf{s} = \langle s_1, \dots, s_m \rangle : s_i \in \mathbf{S}} Pr_{Tr(D,m)}(\mathbf{s}^t \mid 0:s_0 \wedge C_{\pi,m}) \cdot E[U_{Tr(D,m)}(\mathbf{h}_\pi(\mathbf{s})^t)] \\
= & \sum_{\mathbf{s} = \langle s_1, \dots, s_m \rangle : s_i \in \mathbf{S}} Pr_{Tr(D,m)}(\mathbf{s}^t \mid 0:s_0 \wedge C_{\pi,m}) \cdot E[U_{Tr(D,m)}(\mathbf{s}^t \wedge C_{\pi,m})] \\
= & \sum_{\mathbf{s} = \langle s_1, \dots, s_m \rangle : s_i \in \mathbf{S}} R_D(\mathbf{h}_\pi(\mathbf{s})^t) \times Pr_{Tr(D,m)}(\mathbf{s}^t \wedge C_{\pi,m}).
\end{aligned}$$

□

Theorem 3 Given an initial state $s_0 \in \mathbf{S}$ that is consistent with D_{init} , for any non-stationary policy π and any finite state sequence $\mathbf{s} = \langle s_0, s_1, \dots, s_{m-1}, s_m \rangle$ such that each s_i in \mathbf{S} ($i \in \{0, \dots, m\}$), we have

- $R_D(\mathbf{h}_\pi(\mathbf{s})) = R_{M(D)}(\mathbf{h}_\pi(\mathbf{s}))$
- $Pr_{Tr(D,m)}(\mathbf{s}^t \mid \langle s_0 \rangle^t \wedge C_{\pi,m}) = P_{M(D)}(\mathbf{h}_\pi(\mathbf{s}))$.

Proof. We have

$$\begin{aligned}
& R_D(\mathbf{h}_\pi(\mathbf{s})) \\
= & E[U_{Tr(D,m)}(\mathbf{s}^t \wedge C_{\pi,m})] \\
= & \text{(By Proposition 5)} \\
& \sum_{i \in \{0, \dots, m-1\}} u(s_i, \pi(s_i, i), s_{i+1}) \\
= & \sum_{i \in \{0, \dots, m-1\}} R(s_i, \pi(s_i, i), s_{i+1}) \\
= & R_{M(D)}(\mathbf{h}_\pi(\mathbf{s}))
\end{aligned}$$

and

$$\begin{aligned}
& P_{Tr(D,m)}(\mathbf{s}^t \mid \langle s_0 \rangle^t \wedge C_{\pi,m}) \\
&= \text{(By Proposition 4)} \\
& P_{Tr(D,m)}(\mathbf{s}^t \mid \mathbf{h}_\pi(\mathbf{s})^t) \\
&= \text{(By Corollary 1 in (Lee and Wang 2018))} \\
& \prod_{i \in \{0, \dots, m-1\}} p(\langle s_i, \pi(s_i, i), s_{i+1} \rangle) \\
&= P_{M(D)}(\mathbf{h}_\pi(\mathbf{s}))
\end{aligned}$$

□

Theorem 4 For any nonnegative integer m and an initial state $s_0 \in \mathbf{S}$ that is consistent with D_{init} , we have

$$\operatorname{argmax}_{\pi \text{ is a policy}} E[U_{Tr(D,m)}(C_{\pi,m} \wedge \langle s_0 \rangle^t)] = \operatorname{argmax}_{\pi} \mathbb{1}ER_{M(D)}(\pi, s_0).$$

Proof. We show that for any non-stationary policy π ,

$$E[U_{Tr(D,m)}(C_{\pi,m} \wedge \langle s_0 \rangle^t)] = \mathbb{1}ER_{M(D)}(\pi, s_0).$$

We have

$$\begin{aligned}
& E[U_{Tr(D,m)}(C_{\pi,m} \wedge \langle s_0 \rangle^t)] \\
&= \text{(By Proposition 3)} \\
& \sum_{\mathbf{s} = \langle s_1, \dots, s_m \rangle : s_i \in \mathbf{S}} R_D(\mathbf{h}_\pi(\mathbf{s})) \times P_{Tr(D,m)}(\mathbf{s}^t \mid \langle s_0 \rangle^t \wedge C_{\pi,m}). \\
&= \text{(By Theorem 3)} \\
& \sum_{\mathbf{s} = \langle s_1, \dots, s_m \rangle : s_i \in \mathbf{S}} R_{M(D)}(\mathbf{h}_\pi(\mathbf{s})) \cdot P_{M(D)}(\mathbf{h}_\pi(\mathbf{s})) \\
&= \mathbb{1}ER_{M(D)}(\pi, s_0).
\end{aligned}$$

□

Appendix B PBCPLUS2MDP System Description

We describe the exact procedure performed by PBCPLUS2MDP in Algorithm 2. PBCPLUS2MDP uses LPMLN2ASP, which is component of LP^{MLN} 1.0 system (Lee et al. 2017), for exact inference to find states, actions, transition probabilities and transition rewards. PBCPLUS2MDP uses MDPTOOLBOX for solving the MDP generated from the input action description.

The input is the LP^{MLN} translation $Tr(D, m)$ of a $p\mathcal{BC}+$ action description D , a time horizon T , and a discount factor γ . In the input LP^{MLN} program, we use atoms of the form $\text{fl}_x(v_1, \dots, v_m, \mathbf{t}, i)$, (and $\text{fl}_x(v_1, \dots, v_m, \mathbf{f}, i)$) to encode fluent constant $x(v_1, \dots, v_m)$ is true, (and false, resp.) at time step i . Similarly, action constants and pf constants are encoded with atoms with prefix act_- and pf_- , resp. $Tr(D, m)$ is parametrized with maximum step m , for executing with different settings of maximum time step. As an example, The LP^{MLN} translation of the $p\mathcal{BC}+$ action description in Section 5 (robot and blocks) is listed in Appendix C.

Algorithm 2 PBCPLUS2MDP system**Input:**

1. $Tr(D, m)$: A pBC+ action description translated into LP^{MLN} program, parameterized with maxstep m , with states set \mathbf{S} and action sets \mathbf{A}
2. T : time horizon
3. γ : discount factor

Output: Optimal policy**Procedure:**

1. Execute LPMLN2ASP on $Tr(D, m)$ with $m = 0$ to obtain all stable models of $Tr(D, 0)$; project each stable model of $Tr(D, 0)$ to only atoms corresponding to fluent constant (marked by `fl_` prefix); assign a unique number $idx(s) \in \{0, \dots, |\mathbf{S}| - 1\}$ to each of the projected stable model s of $Tr(D, 0)$;
2. Execute LPMLN2ASP on $Tr(D, m)$ with $m = 1$ and the clingo option `--project` to project stable models to only atoms corresponding to action constant (marked by `act_` prefix); assign a unique number $idx(a) \in \{0, \dots, |\mathbf{A}| - 1\}$ to each of the projected stable model a of $Tr(D, 1)$;
3. Initialize 3-dimensional matrix P of shape $(|\mathbf{A}|, |\mathbf{S}|, |\mathbf{S}|)$;
4. Initialize 3-dimensional matrix R of shape $(|\mathbf{A}|, |\mathbf{S}|, |\mathbf{S}|)$;
5. For each state $s \in \mathbf{S}$ and action $a \in \mathbf{A}$:
 - (a) execute LPMLN2ASP on $Tr(D, m) \cup \{0 : s\} \cup \{0 : a\} \cup ST_DEF$ with $m = 1$ and the option `-g "end_state"`, where ST_DEF contains the rule

$$\{\text{end_state}(idx(s)) \leftarrow 1 : s \mid s \in \mathbf{S}\}.$$
 - (b) Obtain $P_{Tr(D,1)}(1 : s' \mid 0 : s, 0 : a)$ by extracting the probability of $P_{Tr(D,1)}(\text{end_state}(idx(s')) \mid 0 : s, 0 : a)$ from the output;
 - (c) $P(idx(a), idx(s), idx(s')) \leftarrow P_{Tr(D,1)}(1 : s' \mid 0 : s, 0 : a)$;
 - (d) Obtain $E[U_{Tr(D,1)}(1 : s', 0 : s, 0 : a)]$ from the output by selecting an arbitrary answer set returned that satisfies $1 : s' \wedge 0 : s \wedge 0 : a$ and sum up the first arguments of all atoms with predicate name `utility` (By Proposition 2, this is equivalent to $E[U_{Tr(D,1)}(1 : s', 0 : s, 0 : a)]$).
 - (e) $R(idx(a), idx(s), idx(s')) \leftarrow E[U_{Tr(D,1)}(1 : s', 0 : s, 0 : a)]$;
6. Call finite horizon policy optimization algorithm of PYMDPTOOLBOX with transition matrix P , reward matrix R , time horizon T and discount factor γ ; return the output.

To construct the MDP instance $M(D) = \langle S, A, T, R \rangle$ corresponding to D , PBCPLUS2MDP constructs the set S of states, the set A of actions, transition probability function T and reward function R one by one.

By definition, states of D are interpretations I^{fl} of σ^{fl} such that $0 : I^{fl}$ are residual stable models of D_0 . Thus, PBCPLUS2MDP finds the states of D by projecting the stable models of $Tr(D, 0)$ to atoms with prefix `fl_`. LPMLN2ASP is executed to find the stable models of $Tr(D, 0)$. The CLINGO option `--option` is used to project stable models to only atoms with `fl_` prefix. Similarly, PBCPLUS2MDP finds the actions of D by projecting the stable models of $Tr(D, 1)$ to atoms with prefix `act_`.

The transition probability function T and the reward function R are represented by three dimensional matrices, specifying the transition probability and transition reward for each transition $\langle s, a, s' \rangle$. Transition probabilities are obtained by computing conditional probabilities $P_{Tr(D,1)}(1 : s' \mid 0 : s, 0 : a)$ for every transition $\langle s, a, s' \rangle$, using LPMLN2ASP. Transition reward of each transition $\langle s, a, s' \rangle$ are obtained by computing the utility of any stable model of $Tr(D, 1)$ that satisfies $0 : s \wedge 0 : a \wedge 1 : s'$. This is justified by Proposition 2.

Finally, the constructed MDP instance $M(D)$, along with time horizon T and discount factor γ , is used as input to MDPTOOLBOX to find the optimal policy.

The system has the following dependencies:

- PYTHON 2.7

- CLINGO python library: <https://github.com/potassco/clingo/blob/master/INSTALL.md>
- LPMLN2ASP system: <http://reasoning.eas.asu.edu/lpmln/index.html>
- MDPTOOLBOX: <https://pymdptoolbox.readthedocs.io/en/latest/>

The system PBCPLUS2MDP, source code, example instances and outputs can all be found at <https://github.com/ywang485/pbcplus2mdp>.

Appendix C PBCPLUS2MDP Input Encoding of the Robot and Block Example

```

astep(0..m-1).
step(0..m).
boolean(t; f).

block(b1; b2; b3).
location(l1; l2).

%% UEC
:- fl_Above(X1, X2, t, I), fl_Above(X1, X2, f, I).
:- not fl_Above(X1, X2, t, I), not fl_Above(X1, X2, f, I), block(X1), block(X2), step(I).
:- fl_TopClear(X, t, I), fl_TopClear(X, f, I).
:- not fl_TopClear(X, t, I), not fl_TopClear(X, f, I), block(X), step(I).
:- fl_GoalNotAchieved(t, I), fl_GoalNotAchieved(f, I).
:- not fl_GoalNotAchieved(t, I), not fl_GoalNotAchieved(f, I), step(I).

:- fl_At(X, L1, I), fl_At(X, L2, I), L1 != L2.
:- not fl_At(X, l1, I), not fl_At(X, l2, I), block(X), step(I).
:- fl_OnTopOf(X1, X2, t, I), fl_OnTopOf(X1, X2, f, I).
:- not fl_OnTopOf(X1, X2, t, I), not fl_OnTopOf(X1, X2, f, I), block(X1), block(X2), step(I).

:- act_StackOn(X1, X2, t, I), act_StackOn(X1, X2, f, I).
:- not act_StackOn(X1, X2, t, I), not act_StackOn(X1, X2, f, I), block(X1), block(X2),
  astep(I).
:- act_MoveTo(X, L, t, I), act_MoveTo(X, L, f, I).
:- not act_MoveTo(X, L, t, I), not act_MoveTo(X, L, f, I), block(X), location(L), astep(I).

:- pf_Move(t, I), pf_Move(f, I).
:- not pf_Move(t, I), not pf_Move(f, I), astep(I).

% ----- PF(D) -----
%% Probability Distribution
@log(0.8) pf_Move(t, I) :- astep(I).
@log(0.2) pf_Move(f, I) :- astep(I).

%% Initial State and Actions are Random
{fl_OnTopOf(X1, X2, B, 0)} :- block(X1), block(X2), boolean(B).
{fl_At(X, L, 0)} :- block(X), location(L), boolean(B).
{act_StackOn(X1, X2, B, I)} :- block(X1), block(X2), boolean(B), astep(I).
{act_MoveTo(X, L, B, I)} :- block(X), location(L), boolean(B), astep(I).

%% No Concurrency
:- act_StackOn(X1, X2, t, I), act_StackOn(X3, X4, t, I), astep(I), X1 != X3.

```

```

:- act_StackOn(X1, X2, t, I), act_StackOn(X3, X4, t, I), astep(I), X2 != X4.
:- act_MoveTo(X1, L1, t, I), act_MoveTo(X2, L2, t, I), astep(I), X1 != X2.
:- act_MoveTo(X1, L1, t, I), act_MoveTo(X2, L2, t, I), astep(I), L1 != L2.
:- act_StackOn(X1, X2, t, I), act_MoveTo(X3, L, t, I), astep(I).

%% Static Laws
fl_GoalNotAchieved(t, I) :- fl_At(X, L, I), L != l2.
fl_GoalNotAchieved(f, I) :- not fl_GoalNotAchieved(t, I), step(I).
:- fl_OnTopOf(X1, X, t, I), fl_OnTopOf(X2, X, t, I), X1 != X2.
:- fl_OnTopOf(X, X1, t, I), fl_OnTopOf(X, X2, t, I), X1 != X2.
fl_Above(X1, X2, t, I) :- fl_OnTopOf(X1, X2, t, I).
fl_Above(X1, X2, t, I) :- fl_Above(X1, X, t, I), fl_Above(X, X2, t, I).
:- fl_Above(X1, X2, t, I), fl_Above(X2, X1, t, I).
fl_At(X1, L, I) :- fl_Above(X1, X2, t, I), fl_At(X2, L, I).
fl_Above(X1, X2, f, I) :- not fl_Above(X1, X2, t, I), block(X1), block(X2), step(I).
fl_TopClear(X, f, I) :- fl_OnTopOf(X1, X, t, I).
fl_TopClear(X, t, I) :- not fl_TopClear(X, f, I), block(X), step(I).

%% Fluent Dynamic Laws
fl_At(X, L, I+1) :- act_MoveTo(X, L, t, I), pf_Move(t, I), fl_GoalNotAchieved(t, I).
fl_OnTopOf(X1, X2, t, I+1) :- act_StackOn(X1, X2, t, I), X1 != X2, fl_TopClear(X2, t, I),
    not fl_Above(X2, X1, t, I), fl_At(X1, L, I), fl_At(X2, L, I), fl_GoalNotAchieved(t, I)
    .
fl_OnTopOf(X1, X2, f, I+1) :- act_MoveTo(X1, L2, t, I), pf_Move(t, I), fl_At(X1, L1, I),
    fl_OnTopOf(X1, X2, t, I), L1 != L2, fl_GoalNotAchieved(t, I).
fl_OnTopOf(X1, X, f, I+1) :- act_StackOn(X1, X2, t, I), X1 != X2, fl_TopClear(X2, t, I),
    not fl_Above(X2, X1, t, I), fl_At(X1, L, I), fl_At(X2, L, I), fl_OnTopOf(X1, X, t, I),
    X != X2, fl_GoalNotAchieved(t, I).
{fl_OnTopOf(X1, X2, B, I+1)} :- fl_OnTopOf(X1, X2, B, I), astep(I), boolean(B).
{fl_At(X, L, I+1)} :- fl_At(X, L, I), astep(I), boolean(B).

%% Utility Laws
utility(-1, X, L, I) :- act_MoveTo(X, L, t, I).
utility(10) :- fl_GoalNotAchieved(f, I+1), fl_GoalNotAchieved(t, I).

```