

Design of a 1×4 CPW Microstrip Antenna Array on PET Substrate for Biomedical Applications

U. Farooq, A. Iftikhar, M. S. Khan, M. F. Shafique, Raed M. Shubair

January 2019

Page 1 of 11

ABSTRACT

In this paper, a single layer Coplanar Waveguide-fed microstrip patch antenna array is presented for biomedical applications. The proposed antenna array is realized on a transparent and flexible Polyethylene Terephthalate substrate, has 1×4 radiating elements and measures only $280 \times 192 \text{ mm}^2$. The antenna array resonates at 2.68 GHz and has a peak-simulated gain of 10 dBi. A prototype is also fabricated, and the conductive patterns are drawn using cost-efficient adhesive copper foils instead of conventional copper or silver nanoparticle ink. The corresponding measured results agree well with the simulated results. The proposed low profile and cost-efficient transmit antenna array has the potential for wearable born-worn applications, including wireless powering of implantable medical devices.

I. INTRODUCTION

Real time health monitoring received extensive attention with the evolution of wireless communications. Wearable sensors and wireless devices, along with some data processing gadgets allow the identification and transmission of human body's vital signs using wireless sensors nodes [1]. The wearable antennas pave the road to the advancements of wireless transmissions systems not only for human body area networks, but they are also employed in Global Positioning System (GPS) and Multiple Input Multiple Output (MIMO) antennas (etc.). These antennas are required to be inexpensive, low profile, flexible, and must provide easy integration with the planar circuits to enable practical applications [1, 2]. Among the family of body-worn antennas, the Co-planar Waveguide (CPW) fed antennas exhibit better performance in terms of their bandwidth and radiation characteristics. However, a single antenna cannot meet the desired gain characteristics and hence an antenna array must be utilized for practicality [3].

Microstrip patch antenna arrays are the most common candidate to enhance the antenna gain and are widely applied for wireless power transfer in medical implants. For instance, authors in [4] have realized a 1×2 array antenna to transmit RF energy into the body to remotely power a leadless pacemaker (LP). Similarly, in another study, a CPW fed Ultra-wide band (UWB) antenna is presented for footwear applications to measure the human body changes [5]. A square patch implantable antenna loaded with Complementary Split Ring Resonator (CSRR) is presented in [6]. However, the proposed design is realized on a rigid substrate and cannot be conformed to non-planar surfaces. Moreover, the use of commercially available copper or silver nano-particle ink, for drawing conductive patterns on non-conventional flexible substrates (e.g. fabric, flexible plastic etc.), is also a key challenge for larger scale production of antenna arrays [7]. Therefore, a flexible, cost-efficient antenna array with enhanced gain characteristics is highly desirable, especially for health monitoring and biotelemetry applications. In a fashion similar to [8]-[32], the work in this project is a continuation of the several previous contributions, which have been reported in the literature in various relevant technologies, systems, and their associated applications.

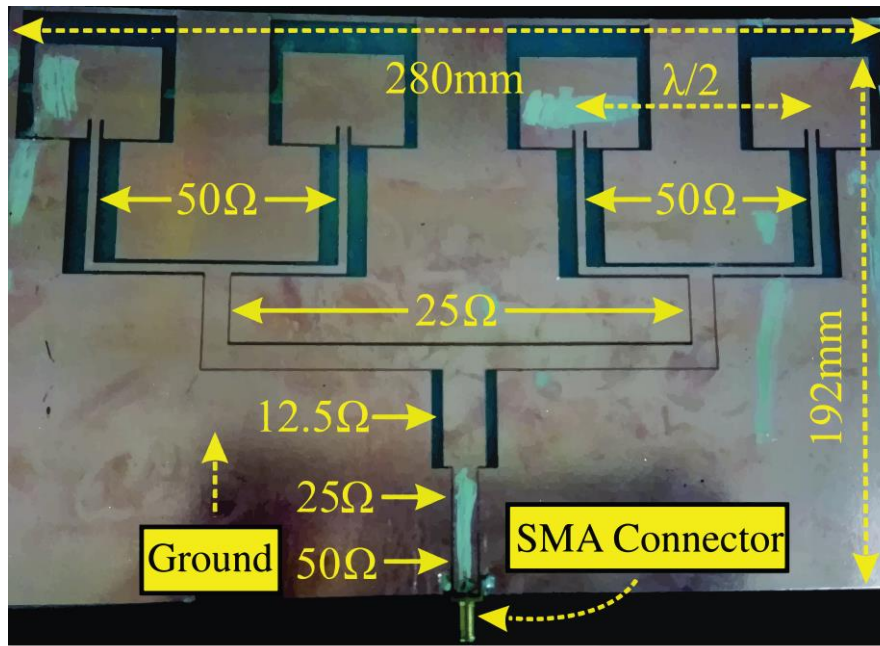


Fig. 1: Layout of the proposed CPW microstrip transmit antenna array.

The objective of this work is to propose an economical and flexible CPW microstrip transmit array antenna for body-worn health monitoring applications and RF pacemakers. The proposed CPW microstrip antenna array, as shown in Fig. 1, is realized on a 1 mm thick transparent and flexible Polyethylene Terephthalate (PET) substrate with a relative permittivity ϵ_r of 1.8. The conductive patterns are drawn using cost-efficient conductive copper foils. A prototype antenna array measuring only $280 \times 192 \text{ mm}^2$ is fabricated and tested. The measured results show good agreement with the simulated results.

II. CPW-FED ANTENNA ARRAY DESIGN

The proposed CPW fed transmit array antenna is shown in Fig. 1, which comprises a thin copper foil on a single copper layer on a transparent and flexible Polyethylene Terephthalate (PET). A single layer metallization is used to keep the radiation pattern intact with high gain characteristic, which may degrade due to the close proximity to the human body. The design procedure involves the realization of a single CPW microstrip patch antenna and then replicated of single antenna at a center to center distance of $\lambda/4$ to form a 1×4 array, fed by a corporate feed network. Fig. 1 shows the four individual patch antennas are fed by a 50Ω microstrip inset feed, whose length and width are optimized to achieve the maximum impedance match between the feed and the radiating patch. The two 50Ω feed lines in parallel to each other result in a 25Ω feed line whose length and width is calculated by experimentally verified formulas. Afterwards, the two 25Ω feed lines produce 12.5Ω net impedance that is transformed to 50Ω feed at source input using a quarter-wave transformer. The proposed CPW microstrip transmit array antenna is simulated in a full-wave 3D Finite Element Method (FEM) based electromagnetic simulator.



Fig. 2: Pictures of the fabricated prototype showing conformability of the proposed transmit antenna array.

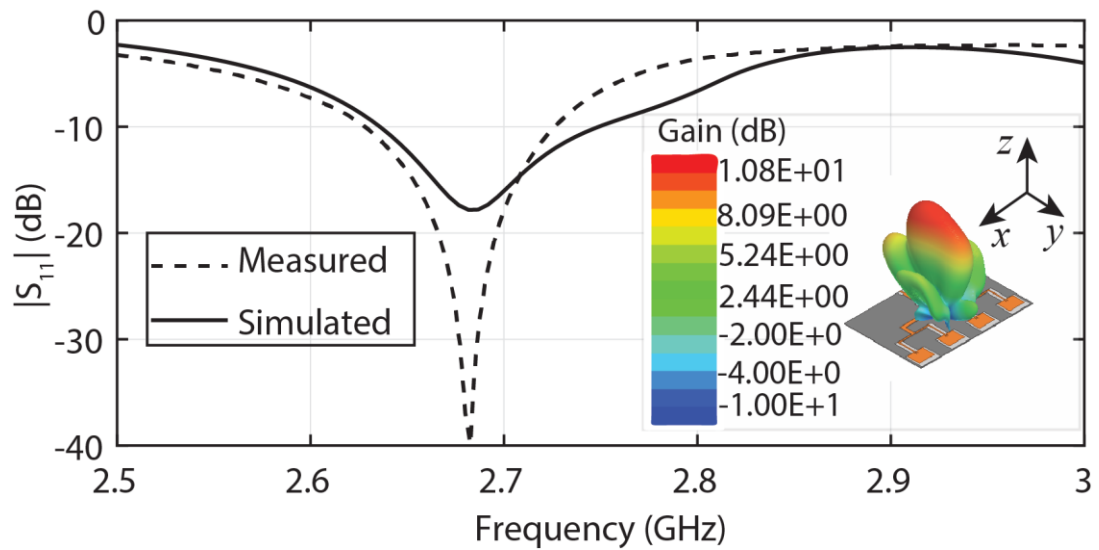


Fig. 3: Comparison of simulated and measured $|S_{11}|$ (dB) of proposed CPW microstrip antenna transmit array.

III. PROTOTYPING AND RESULTS

The prototype of proposed CPW-fed antenna array is fabricated and tested using a fully calibrated vector network analyzer (Agilent N5242A). Initially, the substrate is washed with soapy water to remove impurities prior to lamination of adhesive copper foils. Next, the adhesive copper foils were laminated through heat laminator on flexible PET substrate. Eventually, the standard chemical etching process was used to draw conductive patterns. Pictures of the fabricated prototype showing conformability of the proposed CPW microstrip antenna array are shown in Fig. 4. Comparison of the simulated and measured input reflection coefficients ($|S_{11}|$ in dB) shows a good agreement, as shown in Fig. 3. It shows that the proposed array antenna resonates at 2.68 GHz with overall bandwidth (-10 dB) of more than 100 MHz. Fig. 3 (inset figure) also shows the simulated gain of array antenna, which is approximately 10 dBi. To study the directional properties of the proposed antenna array, the E-plane and H-plane radiation pattern is investigated and shown in Fig. 4. The small deviations in measured results are attributed to fabrication tolerances and measurement imperfections.

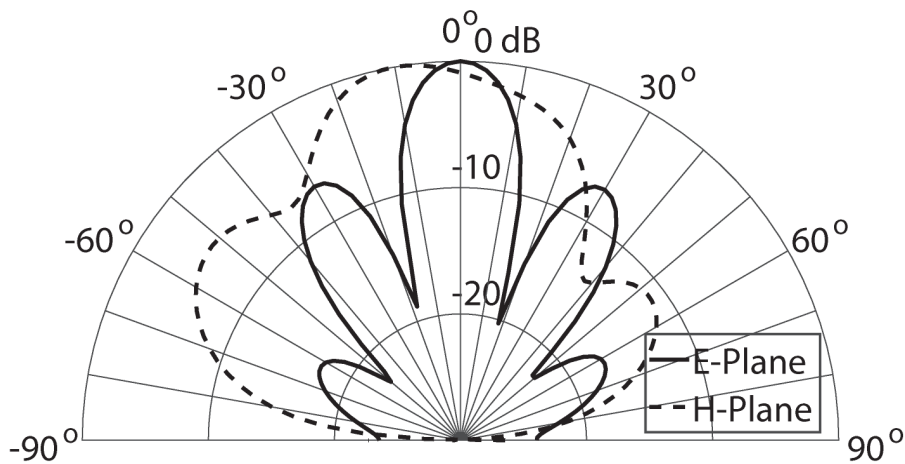


Fig. 4: Simulated E- and H-plane radiation patterns of the proposed CPW microstrip antenna transmit array at 2.68 GHz.

IV. CONCLUSION

A CPW-fed 1×4 microstrip antenna array is presented in this paper. The proposed array antenna is realized on a flexible PET substrate and conductive patterns are drawn using adhesive copper foils instead of conventional ink (silver/copper nanoparticle ink). The prototype antenna array showed good impedance matching when tested in conformal conditions and hence demonstrate a good potential for wearable applications. Future study will focus on further optimization of the proposed design for Industrial, Scientific, and Medical (ISM) band applications. Additionally, the proposed transmit antenna array will be investigated for applications in wireless powering of implantable medical devices as well as for biomedical telemetry. In a fashion similar to [8]-[32], the work in this project is a continuation of the several previous contributions, which have been reported in the literature in various relevant technologies, systems, and their associated applications.

REFERENCES

- [1] J. Ung and T. Karacolak, "A Wideband Implantable Antenna for Continuous Health Monitoring in the MedRadio and ISM Bands," *IEEE Antennas Wireles. Propag. Lett.*, vol. 11, pp. 1642-1645, 2012.
- [2] S. M. Asif and B. D. Braaten, "Design of a compact implantable rectenna for wireless pacing applications," *Proc. IEEE Int. Symp. Antennas Propag.*, Fajardo, PR, USA, Jun. 26-Jul. 1, 2016, pp. 167–168.
- [3] D. J. Pimentel and B. A. Cetiner, "A low-cost microstrip antenna array for 60 GHz applications," *Proc. IEEE Int. Symp. Antennas Propag.*, Fajardo, PR, USA, Jun. 26-Jul. 1, 2016, pp. 397–398.
- [4] S. M. Asif, et al., "A Novel RF-Powered Wireless Pacing via a Rectenna-Based Pacemaker and a Wearable Transmit-Antenna Array," *IEEE Access*, vol. 7, pp. 1139-1148, 2019.
- [5] S. Jun, B. Sanz-Izquierdo and M. Summerfield, "UWB antenna on 3D printed flexible substrate and foot phantom," *Loughborough Antennas & Propag. Conf. (LAPC)*, Loughborough, 2015, pp. 1-5.
- [6] S. M. Asif et al., "Design and in vivo test of a batteryless and fully wireless implantable asynchronous pacing system," *IEEE Trans. Biomed. Eng.*, vol. 63, no. 5, pp. 1070–1081, May 2015.
- [7] M. L. Allen, K. Jaakkola, K. Nummila and H. Seppa, "Applicability of Metallic Nanoparticle Inks in RFID Applications," *IEEE Trans. Comp. Packag. Tech.*, vol. 32, no. 2, pp. 325-332, June 2009.
- [8] A. Omar and R. Shubair, "UWB coplanar waveguide-fed-coplanar strips spiral antenna," in *2016 10th European Conference on Antennas and Propagation (EuCAP)*, Apr. 2016, pp. 1–2.
- [9] M. O. AlNabooda, R. M. Shubair, N. R. Rishani, and G. Aldabbagh, "Terahertz spectroscopy and imaging for the detection and identification of illicit drugs," in *Sensors Networks Smart and Emerging Technologies (SENSET)*, 2017, 2017, pp. 1–4. 36.
- [10] M. S. Khan, A.-D. Capobianco, A. Iftikhar, R. M. Shubair, D. E. Anagnostou, and B. D. Braaten, "Ultra-compact dual-polarised UWB MIMO antenna with meandered feeding lines," *IET Microwaves, Antennas & Propagation*, vol. 11, no. 7, pp. 997–1002, Feb. 2017.
- [11] M. S. Khan, A. Capobianco, S. M. Asif, D. E. Anagnostou, R. M. Shubair, and B. D. Braaten, "A Compact CSRR-Enabled UWB Diversity Antenna," *IEEE Antennas and Wireless Propagation Letters*, vol. 16, pp. 808–812, 2017.
- [12] R. M. Shubair, A. M. AlShamsi, K. Khalaf, and A. Kiourti, "Novel miniature wearable microstrip antennas for ISM-band biomedical telemetry," in *2015 Loughborough Antennas Propagation Conference (LAPC)*, 2015, pp. 1–4.
- [13] R. M. Shubair, "Robust adaptive beamforming using LMS algorithm with SMI initialization," in *2005 IEEE Antennas and Propagation Society International Symposium*, vol. 4A, Jul. 2005, pp. 2–5 vol. 4A.
- [14] G. Nwalozie, V. Okorogu, S. Maduadichie, and A. Adenola, "A simple comparative evaluation of adaptive beam forming algorithms," *International Journal of Engineering and Innovative Technology (IJEIT)*, vol. 2, no. 7, 2013.
- [15] M. Bakhar and D. P. Hunagund, "Eigen structure based direction of arrival estimation algorithms for smart antenna systems," *IJCSNS International Journal of Computer Science and Network Security*, vol. 9, no. 11, pp. 96–100, 2009.

- [16] M. Al-Nuaimi, R. Shubair, and K. Al-Midfa, "Direction of arrival estimation in wireless mobile communications using minimum variance distortionless response," in The Second International Conference on Innovations in Information Technology (IIT'05), 2005.
- [17] R. M. Shubair and W. Jassmi, "Performance analysis of optimum SMI beamformers for spatial interference rejection," in 2006 IEEE International Symposium on Circuits and Systems, May 2006, pp. 4 pp.–4746.
- [18] R. M. Shubair and W. Jassmi, "Performance analysis of SMI adaptive beamforming arrays for smart antenna systems," in 2005 IEEE Antennas and Propagation Society International Symposium, vol. 1B, 2005, pp. 311–314 vol. 1B.
- [19] R. M. Shubair and A. Al-Merri, "Robust algorithms for direction finding and adaptive beamforming: performance and optimization," in The 2004 47th Midwest Symposium on Circuits and Systems, 2004. MWSCAS '04, vol. 2, Jul. 2004, pp. II–589–II–592 vol.2. 25.
- [20] R. M. Shubair and A. Merri, "A convergence study of adaptive beamforming algorithms used in smart antenna systems," in 11th International Symposium on Antenna Technology and Applied Electromagnetics [ANTEM 2005], Jun. 2005, pp. 1–5.
- [21] R. M. Shubair, "Improved smart antenna design using displaced sensor array configuration," Applied Computational Electromagnetics Society Journal, vol. 22, no. 1, p. 83, 2007. 27
- [22] R. M. Shubair and R. S. A. Nuaimi, "A Displaced Sensor Array Configuration for Estimating Angles of Arrival of Narrowband Sources under Grazing Incidence Conditions," in 2007 IEEE International Conference on Signal Processing and Communications, Nov. 2007, pp. 432–435.
- [23] A. Hakam and R. M. Shubair, "Accurate detection and estimation of radio signals using a 2d novel smart antenna array," in 2013 IEEE 20th International Conference on Electronics, Circuits, and Systems (ICECS), Dec. 2013, pp. 807–810.
- [24] R. M. Shubair, K. AlMidfa, A. Al-Marri, and M. Al-Nuaimi, "Robust algorithms for doa estimation and adaptive beamforming in wireless mobile communications," International Journal of Business Data Communications and Networking (IJBDCN), vol. 2, no. 4, pp. 34–45, 2006.
- [25] F. O. Alayyan, R. M. Shubair, Y. H. Leung, A. M. Zoubir, and O. Alketbi, "On MMSE Methods for blind identification of OFDM based SIMO systems," in 2009 IFIP International Conference on Wireless and Optical Communications Networks, Apr. 2009, pp. 1–5.
- [26] R. M. Shubair and H. Elayan, "In vivo wireless body communications: State-of-the-art and future directions," in 2015 Loughborough Antennas & Propagation Conference (LAPC), PP. 1-5.
- [27] G. Nwalozie, V. Okorogu, S. Maduadichie, and A. Adenola, "A Simple Comparative Evaluation of Adaptive Beam forming Algorithms," in International Journal of Engineering and Innovative Technology (IJEIT), 2013.
- [28] L. Mohjazi, M. Al-Qutayri, H. Barada, K. Poon, and R. Shubair, "Deployment challenges of femtocells in future indoor wireless networks," in 2011 IEEE GCC Conference and Exhibition (GCC), pp. 405-408, 2011.
- [29] W. Che, C. Li, P. Russer, and Y. L. Chow, "Propagation and band broadening effect of planar integrated ridged waveguide in multilayer dielectric substrates," in 2008 IEEE MTT-S International Microwave Symposium Digest, pp. 217-220, 2008.
- [30] E. M. Al-Ardi, R. M. Shubair, and M. E. Al-Mualla, "Direction of arrival estimation in a multipath environment: an overview and a new contribution," in Applied Computational Electromagnetics Society Journal, vol. 21, no. 3, pp. 226-239, 2006.

- [31] M. A. Al-Nuaimi, R. M. Shubair, and K. O. Al-Midfa, "Direction of arrival estimation in wireless mobile communications using minimum variance distortionless response," in The Second International Conference on Innovations in Information Technology, 2005.
- [32] D. Bazazeh and R. Shubair, "Comparative study of machine learning algorithms for breast cancer detection and diagnosis," in 2016 5th International Conference on Electronic Devices, Systems and Applications, 2016.