

November 6, 2021

ABOUT THE BLOCH-CONNELLY-HENDERSON THEOREM ON THE SIMPLEXWISE LINEAR
HOMEOMORPHISMS OF A CONVEX 2-DISK

JEAN CERF

ABSTRACT. This paper gives an improved version of the original proof of Bloch-Connolly-Henderson's theorem about the space of SL homeomorphisms of a convex 2-disk. A major improvement is related to the main lemma of the original paper.

INTRODUCTION

A simplexwise linear disk, briefly an SL disk, of \mathbb{R}^2 is a submanifold with boundary homeomorphic to the 2-disk D^2 and triangulated by means of affine simplices. Its boundary is called an SL circle of \mathbb{R}^2 . An SL circle of \mathbb{R}^2 is said to be *convex* if the disk it bounds is convex, and *strictly convex* if in addition it is never flat at a vertex. The 1984 paper by Bloch, Connolly and Henderson (that will be quoted as [BCH]) proves the following results.

Theorem 1. *Let K be an SL disk of \mathbb{R}^2 and f an SL embedding of ∂K in \mathbb{R}^2 . If $f(\partial K)$ is strictly convex, or more generally if K has no f -obstructive 1-simplex (see §4) then f can be extended to an SL embedding of K in \mathbb{R}^2 .*

Theorem 2. *If K is convex and has m interior vertices the space $\mathcal{E}_{\partial K}(K)$ of SL homeomorphisms of K keeping ∂K fixed, endowed with the compact-open topology, is homeomorphic to \mathbb{R}^{2m} .*

Theorem 2 was stated as the main result in the introduction of [BCH]. Although Theorem 1 was not stated, it is implicitly contained in the final statement ([BCH], Theorem 5). This paper aims to give a simplified and clarified version of the original proofs. It is self-contained, giving detailed proofs even of the parts whose treatment is similar to the original one (§1 and §2).

What makes the proof of these theorems difficult is the fact that $\mathcal{E}_{\partial K}(K)$ is not an invariant of the abstract model of K . In other words, two SL disks K and K' may be SL isomorphic while the corresponding spaces $\mathcal{E}_{\partial K}(K)$ and $\mathcal{E}_{\partial K'}(K')$ are not homeomorphic.

Clearly, $\mathcal{E}_{\partial K}(K)$ is a $2m$ -dimensional manifold; indeed, ordering the set of the interior vertices of K identifies $\mathcal{E}_{\partial K}(K)$ with an open subspace of \mathbb{R}^{2m} . The study of that manifold easily reduces

to the case where K is strictly convex and *simple* (*i.e.* no 1-simplex separates K in two parts). The proof proceeds by induction on the number p of 2-simplices of K .

A projective transformation of the plane changes neither convexity nor simplicity of K nor again the topology of $\mathcal{E}_{\partial K}(K)$. So, one may suppose that K has been put in *reduced form*. This means that some 1-simplex σ of ∂K is the $[0, 1]$ segment of the x -axis, the remaining arc of ∂K being the graph of a concave SL function over this segment (see Lemma 1). The 1-simplex σ is a facet of some 2-simplex τ whose third vertex s is interior. Removing τ from K leads therefore to an SL disk L with $(p-1)$ 2-simplices. The disk L is not convex, but deforming ∂L into a strictly convex SL circle is easy; indeed, keeping all vertices except s fixed, one moves s vertically (*i.e.* along a parallel to the y -axis) to a point s' outside of K and close to σ . In order to extend this deformation to the whole L , the authors made use of what they called the “basic lemma” ([BCH], Lemma 3.1).

By introducing *keys* and *twin-keys*, Lemma 3 of the present paper leads to a much simpler version of the “basic lemma” (Lemma 4), which is stated in the strictly convex case as:

*If the SL disk K is transverse to the verticals (*i.e.* any intersection with a parallel of the y -axis is connected), then any vertical SL embedding $f : \partial K \rightarrow \mathbb{R}^2$ with strictly convex image can be extended to a vertical SL embedding of K (*i.e.* an embedding moving vertically each vertex).*

The extension from ∂L to L completes the inductive step in the proof of Theorem 1. Concerning Theorem 2, it remains to prove that $\mathcal{E}_{\partial L}(L)$ is invariant under this extension. The present version of this part of the proof takes advantage of the fact that Lemma 4 works directly in the space of SL embeddings whereas the “basic lemma” works in the space of SL mappings with non-negative volumes. But the general line essentially remains the original one. Let us say that f and f' in $\mathcal{E}_{\partial L}(L)$ are equivalent if their composition with the projection of \mathbb{R}^2 to the x -axis coincide (in other words, if $f' \circ f^{-1}$ is vertical). The proof relies on the fact that this equivalence relation leads to a product decomposition with fibers homeomorphic to \mathbb{R}^m .

I cannot close this introduction without expressing my gratitude to François Laudenbach. Without his constant and amical interest and help—including both mathematical and practical points of view—this paper would not exist.

CONVENTIONS AND NOTATIONS. The following conventions hold for the whole paper. The coordinates in \mathbb{R}^2 are denoted (x, y) . The projection to the x -axis (resp. y -axis) is denoted by π_x (resp. π_y). The lines parallels to Ox (resp. Oy) are called horizontals (resp. verticals).

The coordinates in $\mathbb{R}^n \times \mathbb{R}^{n'}$ are denoted by $((x_1, \dots, x_n), (y_1, \dots, y_{n'}))$ or by (X, Y) . The two projections are respectively denoted Π_x and Π_y .

The vertices of an SL disk being denoted by s_1, \dots, s_n , the space of all its SL mappings to \mathbb{R}^2 is identified with $\mathbb{R}^n \times \mathbb{R}^n$ by the homeomorphism

$$f \mapsto ((\pi_x f(s_1), \dots, \pi_x f(s_n)), (\pi_y f(s_1), \dots, \pi_y f(s_n))).$$

1. PROJECTIVE REDUCTION OF A CONVEX SL CIRCLE OF \mathbb{R}^2

Let C be a convex SL circle of \mathbb{R}^2 . A maximal line segment in C will be called a *natural edge*. The SL circle whose 1-simplices are the natural edges of C is called the *strictly convex SL circle associated with C* .

A projective transformation of \mathbb{R}^2 maps C to an SL circle if and only if the inverse image of the infinity line does not meet C ; convexity and strict convexity are preserved.




FIGURE 1.

Lemma 1. *Let C be a convex SL circle and μ be a natural edge of C . There exists a projective transformation g of \mathbb{R}^2 such that $g(C)$ is an SL circle, $g(\mu)$ is $[0, 1] \times \{0\}$ and $g(C \setminus \mu) \subset (0, 1) \times \mathbb{R}^+$.*

One says that such a g puts C in *reduced form*. When C is in reduced form and bounds an SL disk K , then K is also said to be in reduced form.

Proof. The general case easily reduces to the strictly convex one: one replaces C by the associated strictly convex SL circle.

Let σ be any 1-simplex of the strictly convex C . Let s_1 and s_2 be the vertices of σ and let s_0 (resp. s_3) be the vertex right before s_1 (resp. right after s_2). One denotes by D the disk bounded by C . The line containing $[s_0, s_1]$ and the line containing $[s_2, s_3]$ are distinct since D is salient at s_1 and s_2 . So, they meet at a unique point t (maybe at infinity) which is not on the line Δ carrying σ . The case of Figure 1 left (t and D are on opposite sides of Δ) and the case where t is at infinity, both cases reduce to the case of Figure 1 right (both t and D are at finite distance and lie on the same side of Δ) by means of a projective transformation of \mathbb{R}^2 whose inverse image Δ' of the line at infinity intersects the open 1-simplices (t, s_1) and (t, s_2) . In that case, u being any interior point of σ , the disk D , except s_1 and s_2 , is contained in the open band limited by the two parallels to the direction \overrightarrow{ut} passing respectively through s_1 and s_2 . The proof is achieved by means of a suitable affine isomorphism of \mathbb{R}^2 . \square

2. TrV DISKS: EMBEDDINGS AND MAPPINGS WITH NON-NEGATIVE VOLUMES

Let K be an SL disk of \mathbb{R}^2 whose vertices are denoted by s_i ($i = 1, \dots, n$) and the 2-simplices by τ_j ($j = 1, \dots, p$). The space of all mappings from K to \mathbb{R}^2 being identified to $\mathbb{R}^n \times \mathbb{R}^n$, the function which maps f to the algebraic volume of $f(\tau_j)$, noted $vol(f(\tau_j))$ (see Section 7),

identifies to an alternate bilinear form ℓ_j on the vector space \mathbb{R}^n taking a positive value at f when $f : K \hookrightarrow \mathbb{R}^2$ is the natural injection. The space of all SL mappings with non-negative volumes identifies with the convex polyhedral cone defined by

$$(1) \quad \ell_j(X, Y) \geq 0 \quad \text{for } j = 1, \dots, p.$$

The system obtained by adding to (1) the equation $X = X_0$, with $X_0 = \Pi_x(s_1, \dots, s_n)$ defines the subspace of vertical SL mappings. We will usually write

$$(2) \quad \ell_{j, X_0}(Y) \geq 0 \quad \text{for } j = 1, \dots, p,$$

where ℓ_{j, X_0} is a linear form on $\{X_0\} \times \mathbb{R}^n$ identified to \mathbb{R}^n . This linear form has a positive value at the point $\Pi_y(s_1, \dots, s_n)$.

Definitions 1. Let K be an SL disk of \mathbb{R}^2 . One says that K is *transverse to the verticals* (we will say TrV) if any non-empty intersection of K with a vertical line is connected.

In this setting, the *roof* of K is the 1-disk of ∂K made of the 1-simplices σ such that no ascending vertical half-line issued from a point of σ meets the interior of K .

Similarly, one defines a TrH disk (transverse to the horizontals).

Remark. Some 1-simplices of the roof of a TrV disk, including the first and the last ones, may be vertical.

Notations. Let K be a TrV disk. One denotes by $\mathcal{W}(K)$ the space of vertical SL mappings from K to \mathbb{R}^2 with non-negative volumes (recall that vertical means that each vertex moves vertically). One denotes by $\mathcal{W}_T(K)$ the subspace of mappings which fix the roof T of K . One denotes by $\mathcal{V}(K)$ (resp. $\mathcal{V}_T(K)$) the subspace of $\mathcal{W}(K)$ (resp. $\mathcal{W}_T(K)$) consisting of the orientation preserving embeddings.

The vertices of K being numbered from 1 to n one assumes that the first q ones belong to T .

Lemma 2. *The space $\mathcal{W}(K)$ identifies to the convex polyhedral cone of dimension n of \mathbb{R}^n defined by the system (2). The subspace $\mathcal{W}_T(K)$ identifies to the convex polyhedron of dimension $n - q$ of \mathbb{R}^{n-q} defined by (2) and*

$$(3) \quad (x_i, y_i) = (\pi_x(s_i), \pi_y(s_i)) \quad \text{for } i = 1, \dots, q.$$

The space $\mathcal{V}(K)$ is the interior of $\mathcal{W}(K)$ and $\mathcal{V}_T(K)$ is the interior of $\mathcal{W}_T(K)$.

Proof. Clearly \mathcal{V} (resp. \mathcal{V}_T) is a non-empty open subset of \mathcal{W} (resp. \mathcal{W}_T). It remains to prove that \mathcal{V} is the interior of \mathcal{W} , in other words that any f which is solution of the system

$$(2') \quad \ell_{j, X_0}(Y) > 0 \quad \text{for } j = 1, \dots, p$$

is an injective mapping. A sufficient condition for this is that $f|(K \cap V)$ is injective on every vertical line V . Now, $K \cap V$ is either one point or, K being TrV , is an SL 1-disk. By (2') f is strictly increasing on any 1-simplex of this 1-disk. \square

3. TrV DISKS CONTINUED: KEYS AND TWIN-KEYS

Definitions 2. Let K be a TrV disk. A 2-simplex τ of K is said to be a *key* if one of its faces σ is in the roof T and if the *link* of σ (i.e. the vertex of τ opposite to σ) is interior to K and projects vertically to the interior of σ .

A pair (τ_ℓ, τ_r) of adjacent 2-simplices is said to be a *twin-key* if $\tau_\ell \cap T$ and $\tau_r \cap T$ are 1-simplices whose common link is interior to K and if in addition $\tau_\ell \cap \tau_r$ is vertical.

Definitions 3. Let K be an SL disk of \mathbb{R}^2 .

An 1-simplex σ of K is said to be *spanning* if $\partial\sigma = \sigma \cap \partial K$.

If K has no spanning 1-simplex, it is said to be *simple*.

Remark. Definitions 3 depend only on the abstract model of K .

Lemma 3. *Let K be a simple TrV disk having more than one 2-simplex. Then K possesses a key or a twin-key.*

Remark. A simple SL disk having more than one 2-simplex has at least three 2-simplices.

Proof. One denotes by s_i ($i = 1, \dots, q$) from the left to the right the vertices of the roof, by σ_i ($i = 1, \dots, q-1$) the 1-simplex starting at s_i , by τ_i the 2-simplex whose σ_i is a facet, and by s'_i the link of σ_i . Since K is simple, $s'_i \in \partial K$ would imply $\partial\tau_i \subset \partial K$ and hence $K = \tau_i$ which is excluded. So, s'_i is an interior point of K for every i .

If $q = 2$, then τ_1 is a key. So, we may suppose $q > 2$. If τ_1 is not a key then $\pi_x(s'_1) \geq \pi_x(s_2)$. Suppose that some $i \leq q-2$ satisfies $\pi_x(s'_i) \geq \pi_x(s_{i+1})$; if neither σ_{i+1} is a key nor (σ_i, σ_{i+1}) is a twin-key, then $\pi_x(s'_{i+1}) \geq \pi_x(s_{i+2})$. This is impossible if σ_{i+1} is vertical descending or if $i = q-2$. \square

4. TrV DISKS COMPLETED: THE MAIN LEMMA

Definition 4. Let K be an SL disk and f be an SL embedding of ∂K in \mathbb{R}^2 with a convex image. A spanning 1-simplex σ is said to be *f-obstructive* if the f -image of one of the arcs that $\partial\sigma$ bounds in ∂K is flat.

Property 1. *Let σ be a spanning 1-simplex which divides K into K_1 and K_2 . If σ is not f -obstructive then f canonically defines an SL embedding $f_i : \partial K_i \rightarrow \mathbb{R}^2$. It has the property that if K has no f -obstructive spanning 1-simplex, then K_i is so for f_i ($i = 1, 2$).*

Proof. If K_i has a spanning 1-simplex σ_i , then the arc of ∂K_i containing σ cannot be flattened by f because $f(K)$ is convex. The same is true for the remaining arc because σ_i is not f -obstructive. \square

Property 2. One supposes that K is TrV with roof T and that f is vertical. If K has an f -obstructive spanning 1-simplex σ with one end point in $T \setminus \partial T$ then the other end point lies in T .

Proof. Suppose σ has one end point in $\partial K \setminus T$. Then both arcs of $\partial K \setminus \partial\sigma$ would have non-injective projection on the x -axis. So, they could not be flattened by any vertical embedding. \square

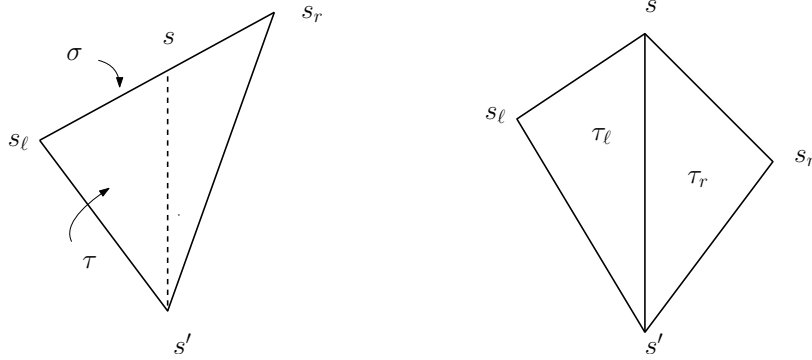


FIGURE 2. On the left, a *key*; on the right, a *twin-key*.

The notations concerning keys and twin-keys that we will use in the proof of the next lemma are respectively shown on Figures 2 left and right. On Figure 2 left, s is the vertical projection of s' to σ .

Lemma 4 (the main lemma). *Let K be a TrV disk and v be an SL vertical embedding of ∂K to \mathbb{R}^2 . If $v(\partial K)$ is convex and K has no v -obstructive 1-simplex then v extends to an SL vertical embedding of K to \mathbb{R}^2 .*

Proof. One may suppose that v has the positive orientation. The method is an induction on the number p of 2-simplices of K . The statement is obvious for $p = 1$. So, one assumes that $p > 1$ and that the statement is proved for every TrV disk having a number of 2-simplices less than p .

If K has a spanning 1-simplex σ which divides K into K_1 and K_2 , then by Property 1 both K_1 and K_2 satisfy the induction assumption. The SL vertical embeddings defined by v on ∂K_1 and ∂K_2 coincide along σ . Therefore, their vertical extensions to K_1 and K_2 define a vertical extension of v to K . So, we may suppose that K is simple, and hence, has a key τ or a twin-key $\tau_\ell \cup \tau_r$ (see Lemma 3 and Figure 2). Recall that in both cases the vertex s' is interior to K . One denotes by K' (with roof T') the TrV disk obtained from K by removing τ (this case is represented on Figure 3) or by removing $\tau_\ell \cup \tau_r$ in case of a twin-key.

Let v' be the SL vertical embedding $\partial K' \rightarrow \mathbb{R}^2$ which coincides with v on $\partial K' \cap \partial K$ and verifies $v'(s') = v(s)$. As K is simple s' belongs to $\partial\sigma'$ for every spanning 1-simplex σ' of K' . If σ' is v' -obstructive, Property 2 implies that the other vertex s'' of σ' lies in T' ; so, σ' cannot be vertical. Assume for instance that s'' lies to the left of s' then σ' is v' -obstructive if and only if $v'(s'')$ is aligned with $v(\sigma)$ in case of a key and with $v(\sigma_\ell)$ in case of a twin-key. Denote by s'_ℓ the leftmost point s'' when σ' runs over all v' -obstructive spanning 1-simplices of

K' ; let σ'_ℓ be the corresponding spanning 1-simplex. Let K'_ℓ be the part of K' over σ'_ℓ . There are similar definitions of σ'_r and K'_r . One denotes by K'' the TrV disk obtained from K' by removing $K'_\ell \cup K'_r$; let $v'' : \partial K'' \rightarrow \mathbb{R}^2$ be the SL vertical embedding which coincides with v' on $\partial K'' \cap \partial K'$. The induction assumption applies to (K'', v'') . So, v'' extends to an SL vertical embedding of K'' . Such an extension still exists if one replaces v'' by the SL vertical embedding v''_ε which coincides with v'' at every vertex of $\partial K''$ except at s' whose image moves to a point s_ε close to s on its descending vertical half-line. The disk K'_ℓ endowed with the SL vertical embedding v'_ℓ of $\partial K'_\ell$ which coincides with v on $\partial K'_\ell \cap \partial K$ and verifies $v'_\ell(s') = v(s_\varepsilon)$ satisfies the induction assumption. The same is true for K'_r and also for τ (or $\tau_\ell \cup \tau_r$).

The corresponding extensions, as well as the extension of v''_ε to K'' , all given by the induction assumption, coincide two by two on the intersections of their respective domains and coincide with v on the intersections of these domains with ∂K . Gluing altogether these extensions gives an extension of v to K . \square

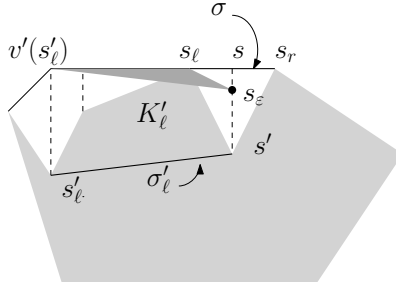


FIGURE 3. Here is the special case where K'_r is empty and a part of ∂K including σ is kept fixed by v . The dark grey region is $v_\varepsilon(K'_\ell)$; the light grey region is K' .

Corollary. *Let K be a TrV disk. Assume that the roof T is concave and K has no 1-simplex σ joining the end points of T ; suppose also that $\partial K \setminus T$ has only one vertex u . Then the image of the evaluation map at u , $v \mapsto v(u)$, of the space of all SL vertical embeddings of K into \mathbb{R}^2 fixing T is a vertical open half-line, infinite in the descending direction, whose upper bound lies above the line segment joining the end points of T .*

Proof. We may suppose that the end points of T are the points 0 and 1 of the x -axis. Denote the projection $\pi_x(u)$ by u' . One has $0 < u' < 1$. If $\pi_y(v(u)) < 0$, the image $v(\partial K)$ is strictly convex and hence, there exists no v -obstructive spanning 1-simplex. This property remains true if $v(u) = u'$, because a v -obstructive spanning 1-simplex should have one end point at u' , which is impossible. The fact that the evaluation mapping has an open image completes the proof.

5. PROOF OF THEOREM 1

Recall the statement of Theorem 1: K is an SL disk of \mathbb{R}^2 , $f : \partial K \rightarrow \mathbb{R}^2$ is an SL embedding. If K has no f -obstructive spanning 1-simplex then f extends to an SL embedding $K \rightarrow \mathbb{R}^2$.

SPECIAL CASE: $f(\partial K)$ IS STRICTLY CONVEX.

The proof proceeds by induction of the number p of 2-simplices of K . The case $p = 1$ is obvious. One assumes that the result is proved up to $p - 1$ with $p > 1$. If K has a spanning

1-simplex dividing K into K_1 and K_2 , both are strictly convex and f defines an embedding $f_i : \partial K_i \rightarrow \mathbb{R}^2$ ($i = 1, 2$). By induction assumption, f_i extends to an SL embedding $K_i \rightarrow \mathbb{R}^2$. Gluing these extensions together yields an extension of f to K . So, one may suppose that K is simple. Moreover by Lemma 1, one may assume that $f(\partial K)$ is in reduced form.

Let ρ be the 1-simplex of ∂K such that $f(\rho) = [0, 1] \times \{0\}$; one denotes by τ the 2-simplex of K whose ρ is a face and by u the link of ρ . As K is simple, u is an interior vertex of K . One denotes by L the SL disk obtained by removing τ from K (Figure 4).

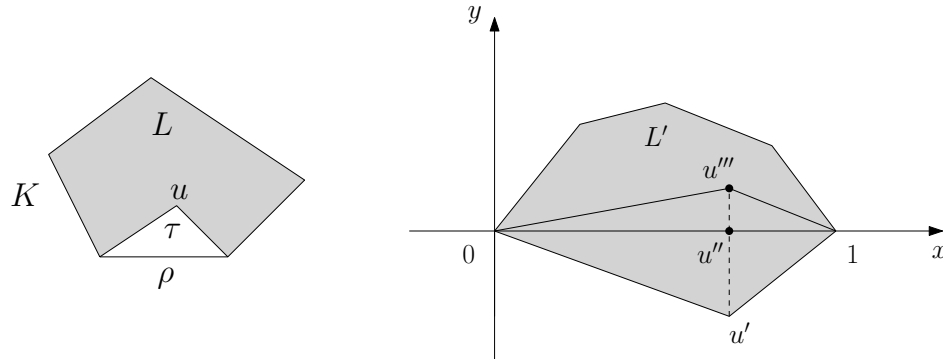


FIGURE 4.

Let u' be a point of \mathbb{R}^2 below $(0, 1) \times \{0\}$. Denote by f' the SL embedding $\partial L \rightarrow \mathbb{R}^2$ which coincides with f on $\partial L \cap \partial K$ and maps u to u' . The image $f'(L)$ is strictly convex and, by induction, there exists an SL embedding extending f' to L . One still denotes this extension by f' and one denotes its image by L' (see Figure 4); set $u'' = \pi_x(u')$ and choose a point u''' on the vertical ascending from u'' . Let v be the SL embedding $\partial L' \rightarrow \mathbb{R}^2$ fixing the roof and sending u' to u'' . Applying Lemma 4 to (L', v) yields an extension f'' of v to L' . Denote by f''' the SL mapping $L' \rightarrow \mathbb{R}^2$ which maps u' to u''' and fixes the other vertices. If u''' is close enough to u'' then f''' is an embedding. By construction, $f''' \circ f'$ has a canonical extension to K . \square

GENERAL CASE.

Let us name a *plateau* a natural edge with more than one 1-simplex. The previous case may be called the “zero plateau” case. From it, one argues by induction on the number of plateaus. One still supposes $f(\partial K)$ in reduced form. One denotes by s_0, s_1, \dots, s_r the vertices of $f(\partial K)$ on the x -axis. Let A be the graph of a strictly convex function on $[0, 1]$ with end points s_0 and s_r , for instance the one yielded by a suitable circle with center $(1/2, y)$, $y > 0$. Let s'_i , $i = 1, \dots, r - 1$, be the intersection of A with the descending vertical of s_i (see Figure 5). Denote by v the SL embedding $f(\partial K) \hookrightarrow \mathbb{R}^2$ sending s_i to s'_i for $i = 1, \dots, r - 1$, and fixing the other vertices. Replacing f by $v \circ f$ removes one plateau and does not introduce any obstructive spanning 1-simplex. Lemma 4 implies that v^{-1} extends to an SL embedding $f'' : f'(K) \rightarrow \mathbb{R}^2$. Then $f'' \circ f'$ is the desired extension. \square

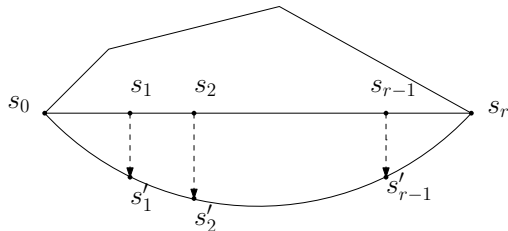


FIGURE 5.

6. CAIRNS PARAMETRIZATION OF CONTINUOUS FAMILIES OF CONVEX POLYHEDRAL DISKS

Let $(\ell_{j,X}(Y))_{j=1,\dots,p}$ be a finite family of affine forms in \mathbb{R}^n , where each of them depends continuously of the parameter $X \in \mathbb{R}^m$. One denotes by P_X the part of $\{X\} \times \mathbb{R}^n$ defined by

$$(4) \quad \ell_{j,X}(Y) \geq 0 \quad \text{for } j = 1, \dots, p.$$

The subspace P_X is a convex closed polyhedron of \mathbb{R}^n . When P_X is bounded and has a non-empty interior then P_X is homeomorphic to a disk D^n (this fact is a part of the above proof of Theorem 1). The following lemma is a parametrized version of this result.

Lemma 5. *Let U be an open set in \mathbb{R}^m such that P_X is bounded and has a non-empty interior for every $X \in U$. Then the projection to \mathbb{R}^m makes $\cup_{X \in U} P_X$ a trivial fiber bundle homeomorphic to $U \times D^n$.*

Proof. The projection $\mathbb{R}^n \times \mathbb{R}^m \rightarrow \mathbb{R}^m$ has over U infinitely many sections $X \mapsto c_X$ where c_X belongs to the interior of P_X for every $X \in U$. For instance, one chooses c_X equal to the barycenter of P_X . One parametrizes P_X radially, that is, the center O of D^n goes to c_X and for every $\alpha \in S^{n-1}$ the radius $[O, \alpha]$ is mapped affinely to the parallel “radius” $[c_X, a_{X,\alpha}]$ of P_X . The point $a_{X,\alpha}$ is common to some hyperplanes

$$(4') \quad \ell_{j,X}(Y) = 0$$

where j belongs to some subset made of $p' < p$ elements of $\{1, \dots, p\}$, say $\{1, \dots, p'\}$. For (X', α') close enough to (X, α) and $j \leq p'$, let $a_{X',\alpha',j}$ denote the point where the half-line starting at $c_{X'}$ in the direction of α' intersects the hyperplane $\{\ell_{j,X'}(Y) = 0\}$. The length of the “radius” $[c_{X'}, a_{X',\alpha',j}]$ is the smallest distance between $c_{X'}$ and $a_{X',\alpha',j}$ when j runs over $\{1, \dots, p'\}$, and hence, it varies continuously. \square

7. PROOF OF THEOREM 2

Recall the statement of Theorem 2: K is a convex SL disk with m interior vertices. Then the space $\mathcal{E}_{\partial K}(K)$ of SL homeomorphisms of K keeping ∂K fixed is homeomorphic to \mathbb{R}^{2m} .

The main part of the proof deals with the strictly convex case; the general case will easily follow. As for Theorem 1, the method is by induction on the number of 2-simplices of K . Assume the result is proved if the number of 2-simplices is less than p . One may suppose that K is in reduced form and simple (the proof of this claim is left to the reader).

One keeps the notations τ , L , T of §5. One denotes by s_1, \dots, s_m the interior vertices of K so that s_m is the vertex of τ interior to K . One will use the following notations:

- $\mathcal{E}_T(L)$ is the space of SL embeddings with positive orientation, $L \hookrightarrow \mathbb{R}^2$, fixing T and such that $\pi_x f(s_m) \in (0, 1)$;
- $\mathcal{F}_T(L)$ is the space of SL mappings with non-negative volume, $L \rightarrow \mathbb{R}^2$, fixing T and such that $\pi_x f(s_m) \in [0, 1]$;
- $\mathcal{E}_T^y(L)$, $\mathcal{E}_T^{>y}(L)$, $\mathcal{F}_T^y(L)$ etc. for which the exponent means the part of \mathbb{R} assigned to $\pi_y f(s_m)$.

These spaces are all identified to subspaces of $\mathbb{R}^n \times \mathbb{R}^n$.

Lemma 6. 1) *For every $y \leq 0$ the following holds:*

$$(5) \quad \Pi_x \mathcal{E}_T(L) = \Pi_x \mathcal{E}_T^y(L) = \Pi_x \mathcal{E}_T^{\geq y}(L) = \Pi_x \mathcal{E}_T^{>y}(L).$$

2) *For every $X \in \Pi_x \mathcal{E}_T(L)$ the intersections of $\Pi_x^{-1}(X)$ with $\mathcal{F}_T(L)$, $\mathcal{F}_T^{\geq y}(L)$, $\mathcal{F}_T^y(L)$ are convex polyhedra with respective dimension m , m , $m - 1$. They are bounded except the first one. Their respective interiors are $\mathcal{E}_T(L)$, $\mathcal{E}_T^{>y}(L)$, $\mathcal{E}_T^y(L)$.*

Proof. The first item easily follows from the corollary of Lemma 4.

For the second item, the result concerning the pair $(\mathcal{F}_T(L), \mathcal{E}_T(L))$ implies the other ones by intersection with half-planes or hyperplanes. Let $X \in \Pi_x \mathcal{E}_T(L)$ and $f \in \Pi_x^{-1}(X) \cap \mathcal{E}_T(L)$. The mapping $f' \mapsto f' \circ f^{-1}$ is an homeomorphism of the pair $(\Pi_x^{-1}(X), \Pi_x^{-1}(X) \cap \mathcal{E}_T(L))$ onto the pair $(\mathcal{W}_T(f(L)), \mathcal{V}_T(f(L)))$ (see §2 for notations). Applying Lemma 4 to the disk $f(L)$ completes the proof of Lemma 6. \square

We come back to the proof of Theorem 2. For every $y < 0$ and every $f \in \mathcal{E}_T^y(L)$ the disk $f(L)$ is strictly convex and its number of 2-simplices is $p - 1$. On the other hand $\mathcal{E}_{\partial K}(K)$ is obviously homeomorphic to $\mathcal{E}_T^{>0}(L)$. Theorem 2 (in the strictly convex case) is therefore consequence of the following two homeomorphisms:

$$(6) \quad \mathcal{E}_T^{>0}(L) \cong \mathcal{E}_T^{-\frac{1}{2}}(L) \times (0, 1),$$

$$(7) \quad \mathcal{E}_T^{-\frac{1}{2}}(L) \cong \mathcal{E}_{\partial f(L)}(f(L)) \times (0, 1) \quad \text{for every } f \in \mathcal{E}_T^{-\frac{1}{2}}(L).$$

PROOF OF (6). Consider the space of all SL mappings $L \rightarrow \mathbb{R}^2$ identified with $\mathbb{R}^n \times \mathbb{R}^n$. (Notice that L has the same vertices as K). Let τ_j be any 2-simplex of L equipped with a numbering of its vertices which orients τ_j positively. It defines the alternate bilinear form $vol(f(\tau_j))$ by composing the projection $\mathbb{R}^n \times \mathbb{R}^n \rightarrow \mathbb{R}^3 \times \mathbb{R}^3$ with the alternate bilinear form on \mathbb{R}^3

$$\begin{vmatrix} 1 & x_1 & y_1 \\ 1 & x_2 & y_2 \\ 1 & x_3 & y_3 \end{vmatrix}.$$

The space $\mathcal{F}_T(L)$ (for which only m vertices are movable) is defined in $\mathbb{R}^m \times \mathbb{R}^m$ by a system of $p - 1$ inequations of the type (4) with the next inequation added:

$$(8) \quad 0 \leq x_m \leq 1.$$

In order to define $\mathcal{F}_T^{\geq 0}(L)$ one adds to the system (4) (8)

$$(9) \quad y_m \geq 0.$$

By 2) of Lemma 6, for every $X \in \Pi_x^{-1}(\mathcal{E}_T^{\geq 0}(L))$ the set $\Pi_x^{-1}(X) \cap \mathcal{F}_T^{\geq 0}(L)$ is a convex polyhedron whose interior $\Pi_x^{-1}(X) \cap \mathcal{E}_T^{\geq 0}(L)$ is non-empty and bounded. This implies that $\Pi_x^{-1}(X) \cap \mathcal{F}_T^{\geq 0}(L)$ is bounded. Therefore, Lemma 5 yields an homeomorphism

$$(10) \quad \mathcal{E}_T^{\geq 0}(L) \cong (\Pi_x \mathcal{E}_T^{\geq 0}(L)) \times \mathbb{R}^m.$$

The space $\mathcal{F}_T^{-\frac{1}{2}}(L)$ is defined by the system (4) (8) (9) modified by replacing Y with $(y_1, \dots, y_{m-1}, -\frac{1}{2})$ and $y_m > 0$ with $y_m = -\frac{1}{2}$. Applying 2) of Lemma 6 and Lemma 5 (with n replaced by m and U replaced by $\Pi_x \mathcal{E}_T^{-\frac{1}{2}}(L)$), one gets

$$(11) \quad \mathcal{E}_T^{-\frac{1}{2}}(L) \cong (\Pi_x \mathcal{E}_T^{-\frac{1}{2}}(L)) \times \mathbb{R}^{m-1}.$$

Applying 1) of Lemma 6 for $y = 0$ and $y = -1$ yields

$$(12) \quad \Pi_x \mathcal{E}_T^{\geq 0}(L) \cong \Pi_x \mathcal{E}_T^{-\frac{1}{2}}(L).$$

Clearly (10), (11), (12) together imply (6). \square

PROOF OF (7). Let $f \in \mathcal{E}_T^{-\frac{1}{2}}(L)$ with for instance $f(s_m) = (\frac{1}{2}, -\frac{1}{2})$. One has an homeomorphism

$$(13) \quad \mathcal{E}_T^{-\frac{1}{2}}(L) \cong \mathcal{E}_T^{-\frac{1}{2}} f((L)).$$

By the chosen representation of the SL mappings (see the convention at the end of the introduction), the system which defines $\mathcal{E}_T^{-\frac{1}{2}}(L)$ works as well for $\mathcal{E}_T^{-\frac{1}{2}} f((L))$. On the other hand, $f(L)$ is strictly convex. Therefore, it is transverse to the horizontals. Applying the horizontal version of Lemma 4 yields

$$(14) \quad \Pi_y \mathcal{E}_T^{-\frac{1}{2}}(f(L)) \cong \Pi_y \mathcal{E}_{\partial f(L)}(f(L)).$$

Henceforth, one will see the system defining $\mathcal{E}_T^{-\frac{1}{2}}(f(L))$ as a system with $(m-1)$ parameters, namely (y_1, \dots, y_{m-1}) on the \mathbb{R}^m space of the X variable. Applying Lemma 5 in this setting, that is, $\Pi_y \mathcal{E}_T^{-\frac{1}{2}}(f(L))$ as set of parameters, yields

$$(15) \quad \mathcal{E}_T^{-\frac{1}{2}}(f(L)) \cong (\Pi_y \mathcal{E}_T^{-\frac{1}{2}}(f(L))) \times \mathbb{R}^m.$$

By adding the equation $x_m = \frac{1}{2}$ in order to define $\mathcal{E}_{\partial f(L)}(f(L))$ one similarly obtains

$$(16) \quad \mathcal{E}_{\partial f(L)}(f(L)) \cong (\Pi_y \mathcal{E}_{\partial f(L)}(f(L))) \times \mathbb{R}^{m-1}.$$

Clearly (13), (14), (15), (16) together imply (7). \square

EXTENSION OF THEOREM 2 TO THE NON-STRICTLY CONVEX CASE. As for theorem 1, one argues by induction on the number of plateaus. One assumes K is in reduced form. One again adopts the notations s_i, s'_i, v (see Figure 5). As the extension f' of v to K given by Lemma 4

is vertical the trivial fibration defined by the projection Π_x on $\mathcal{E}_{\partial K}(K)$ and on $\mathcal{E}_{\partial f'(K)}(f'(K))$ have the same basis. On the other hand, both fibers are homeomorphic to \mathbb{R}^m . This completes the proof.

REFERENCE

[BCH] Ethan D. Bloch, Robert Connelly, David W. Henderson, *The space of simplexwise linear homeomorphisms of a convex 2-disk*. *Topology*, vol. 23 (2) (1984), 161- 175.

15, RUE SARRETTE, 75014 PARIS, FRANCE

E-mail address: Jean Cerf <jean.cerf@math.u-psud.fr>