

# An Accelerating Cosmological Model from a Parametrization of Hubble Parameter

S. K. J. Pacif,<sup>1,\*</sup> Md Salahuddin Khan,<sup>2,†</sup> L. K. Paikroy,<sup>3,‡</sup> and Shalini Singh<sup>4,§</sup>

<sup>1</sup>*Department of Mathematics, School of Advanced Sciences, VIT University, Vellore 632014, India*

<sup>2</sup>*Centre for Theoretical Physics, Jamia Millia Islamia, New Delhi 110025, India*

<sup>3</sup>*Department of Mathematics, Dalmia College, Raj Gangpur 770017, India*

<sup>4</sup>*Department of Applied Mathematics, JSS Academy of Technical Education, Noida 201301, India*

In view of late-time cosmic acceleration, a dark energy cosmological model is revisited wherein Einstein's cosmological constant is considered as a candidate of dark energy. Exact solution of Einstein field equations (EFEs) is derived in a homogeneous isotropic background in classical general relativity. The solution procedure is adopted, in a model independent way (or the cosmological parametrization). A simple parametrization of the Hubble parameter ( $H$ ) as a function of cosmic time ' $t$ ' is considered which produces an exponential type of evolution of the scale factor ( $a$ ) and also shows a negative value of deceleration parameter at the present time with a signature flip from early deceleration to late acceleration. Cosmological dynamics of the model obtained have been discussed illustratively for different phases of the evolution of the universe. The evolution of different cosmological parameters are shown graphically for flat and closed cases of Friedmann-Lemaître-Robertson-Walker (FLRW) space-time for the presented model (open case is incompatible to the present scenario). We have also constrained our model parameters with the updated (36 points) observational Hubble dataset.

PACS numbers: 04.50.-h, 98.80.-k.

Keywords: Cosmic acceleration, FLRW, Dark energy, Parametrization.

## I. INTRODUCTION

One of the fundamental problem in Standard big bang cosmology (SBBC) is the long-standing cosmological constant problem [1, 2] and there were several attempts to solve this problem in the late eighties and nineties [3–9]. Another problem is the cosmic age problem [10, 11] i.e., some objects in the universe were estimated to be older than the time elapsed since the Big Bang. An intriguing problem came to exist in 1998 with the observations of supernovae of type Ia which provided the results against the all-time decelerating expansion of SBBC due to dominance of gravitational pull [12, 13]. The observations brought the new concept of late-time *cosmic acceleration*. Now, cosmic acceleration has become a very important issue to be discussed in frontline cosmology and is getting supported by some more robust observations [14–20]. The idea of late-time acceleration yields several new modifications in the general theory of relativity (GTR). One such modification is the inclusion of a new form of energy known as *Dark Energy* (DE) into the Einstein field equations. Now, the theory of DE has taken a special status in the contemporary cosmology. The theory resolves not only the all time decelerated expansion problem of standard cosmology but also the age problem. In the past twenty years, several surveys have been done at theoretical as well as observational ground on dark energy [21–24]. The current observations reveals that the universe is estimated to have 95% filled with dark matter and dark energy and only 5% of baryonic matter. We don't know much about this mysterious DE, but it is assumed to be homogeneous and permeates all over the space and must possess high negative pressure that is responsible for the cosmic speed up. Moreover, there are strong debates on the candidature of the dark energy. The simplest one being the Einstein's cosmological constant  $\Lambda$  which on adding to the EFEs in a homogeneous isotropic FLRW background (known as  $\Lambda$ CDM model [25–28]) is still best suited to many cosmological observations.

The presented work is an attempt to address late-time cosmic acceleration in an FLRW background. Einstein field equations in FLRW background contains two independent equations with three unknowns (energy density-  $\rho$ , pressure-  $p$  and scale factor-  $a$ ) which can be solved by assuming the equation of state. With the addition of an extra degree of freedom - *dark energy*, the system becomes undeterminable. There exists a number of ways to deal with this inconsistency in literature. We, here adopt a very simple mathematical approach to find the exact solution of the field equations known as model independent way or cosmological parametrization. An exciting feature of the functional

---

\*Electronic address: [shibesh.math@gmail.com](mailto:shibesh.math@gmail.com)

†Electronic address: [salahuddinnic.jmi@gmail.com](mailto:salahuddinnic.jmi@gmail.com)

‡Electronic address: [lplpaikray@gmail.com](mailto:lplpaikray@gmail.com)

§Electronic address: [shalinisingh@jssaten.ac.in](mailto:shalinisingh@jssaten.ac.in)

form of  $H$  considered here is that the deceleration parameter  $q$  shows signature flip that describes a universe from early deceleration to present acceleration as expected by observations. The dynamics of the universe in different phases of evolution is discussed here for two different i.e. flat and closed cases of FLRW space-time. The open case is incompatible with the present scenario. The work is organized as follows: Sect. 1 provides a brief introduction to some problems of GTR and dark energy. In Sect. 2, we review the derivation of the field equations and discuss the solution technique. Also, we discuss the geometrical interpretation of the obtained model in Sect. 2. In Sect. 3, we discuss the dynamics of the obtained model and analyze the behavior of the physical parameters and describe the evolution in the radiation dominated and matter dominated era of the universe. Also, we show the evolution of cosmological parameters through graphical representation in Sect. 3. Finally, we conclude with our results in Sect. 4.

## II. BASIC EQUATIONS AND SOLUTION OF FIELD EQUATIONS

### A. Field equations in GR

We consider a homogeneous and isotropic Robertson-Walker space-time given by the equation,

$$ds^2 = -c^2 dt^2 + a^2(t) \left[ \frac{dr^2}{1 - kr^2} + r^2 d\Omega^2 \right]. \quad (1)$$

with  $8\pi G = c = 1$ . The matter source in the universe is provided by the total energy-momentum tensor (EMT) given by the equation,

$$T_{\mu\nu}^{Total} = (\rho_{Total} + p_{Total})u_\mu u_\nu + p_{Total} g_{\mu\nu}, \quad (2)$$

where  $T_{\mu\nu}^{Total}$  is the EMT for the two energy components in the universe i.e.  $\rho_{Total} = \rho + \rho_{de}$ , where  $\rho = \rho_r + \rho_m$  and  $p_{Total} = p + p_{de}$ , where  $p = p_r + p_m$  are the energy densities and pressures for each component. Here and afterwards the suffix 'r' and 'm' stands for the radiation and matter components respectively for the corresponding quantity and suffix 'de' stands for the dark energy.

The Einstein field equation with total energy momentum tensor is,

$$R_{\mu\nu} - \frac{1}{2}Rg_{\mu\nu} = -T_{\mu\nu}^{Total} \quad (\text{with } 8\pi G = 1), \quad (3)$$

yield two independent equations as follows,

$$\rho_{Total} = 3\frac{\dot{a}^2}{a^2} + 3\frac{k}{a^2}, \quad (4)$$

$$p_{Total} = -2\frac{\ddot{a}}{a} - \frac{\dot{a}^2}{a^2} - \frac{k}{a^2}, \quad (5)$$

where an overhead dot ( $\dot{\cdot}$ ) represents ordinary derivative with respect to cosmic time 't' only. We believe that the interaction between the two matter components are natural. From equations (4) and (5), one can easily derive the equation of continuity as

$$\dot{\rho}_{Total} + 3\frac{\dot{a}}{a}(\rho_{Total} + p_{Total}) = 0. \quad (6)$$

We can see that from equations (4) and (5) and (6), there are only two independent equations in five variables  $a$ ,  $\rho$ ,  $p$ ,  $\rho_{de}$ ,  $p_{de}$ .

We consider the usual barotropic equation of state for normal (/ordinary) matter

$$p = w\rho, \quad (7)$$

where,  $w = \frac{1}{3}$  for radiation component and  $w = 0$  for pressure-less dust component in the universe.

We now solve these equations to discuss the cosmic history for different phases of evolution separately i.e., in the early radiation dominated (RD) era following the late matter dominated (MD) era.

## B. Parametrization of H

In literature, there are many physical arguments and motivations on the model independent way to study the dynamics of dark energy models [29, 30]. In this section, we follow the same idea of cosmological parametrization and solve the field equations explicitly and also discuss the dynamics of the universe in different phases of evolution of the universe. In order to describe certain phenomena of the universe e.g., cosmological phase transition from early inflation to deceleration and deceleration to late time acceleration, many theoreticians have considered different parametrization of cosmological parameters, where the model parameters involved in the parametrization can be constrained through observational data. Most of the parametrization deal with the equation of state parameter  $w(z)$  [32] or deceleration parameter  $q(z)$  [33]. Some well known parametrization are Chevelier-Porrati-Linder (CPL) parametrization [34], Jassal-Bagla-Padmanabhan parametrization [35] on  $w(z)$ . A critical review of this argument shows, one can parametrize other geometrical or physical parameters also. Pacif et al. [36] have summarized these parametrization of the physical and geometrical parameters in some detail and also proposed a new parametrization on Hubble parameter. Here, we consider the parametrization of the Hubble parameter in the form [37, 38]

$$H(a) = \alpha(1 + a^{-n}), \quad (8)$$

where  $\alpha > 0$  and  $n > 1$  are constants (better call them model parameters).

Equation (8) readily give the explicit form of scale factor as,

$$a(t) = (ce^{n\alpha t} - 1)^{\frac{1}{n}}, \quad (9)$$

where,  $c \neq 0$  is a constant of integration. We can see that the form of scale factor is an exponential function and contain two model parameters  $n$  and  $\alpha$  which regulate the dynamics of the evolution. As  $t \rightarrow 0$ , we can have  $a(0) = (c - 1)^{\frac{1}{n}} = a^{(i)}$  (say, the superscript  $(i)$  stands for initial value of the parameter as  $t \rightarrow 0$ ), which is non-zero for  $c \neq 1$  implying a non-zero initial value of the scale factor (or a cold initiation of the universe with a finite volume).

## C. Geometrical interpretation of the model

The first and second time-derivatives of the functional form of the scale factor (9) are given by

$$\dot{a} = \alpha ce^{n\alpha t} [ce^{n\alpha t} - 1]^{\frac{1}{n}-1}, \quad (10)$$

and

$$\ddot{a} = \alpha^2 ce^{n\alpha t} [ce^{n\alpha t} - n] [ce^{n\alpha t} - 1]^{\frac{1}{n}-2}. \quad (11)$$

These indicate, in the beginning, initially at time  $t = 0$ , the velocity and the acceleration of the universe are  $\dot{a}^{(i)} = \alpha c(c - 1)^{\frac{1}{n}-1}$  and  $\ddot{a}^{(i)} = \alpha^2 c(c - n)(c - 1)^{\frac{1}{n}-2}$  which depict that the obtained model starts with a finite volume, a finite velocity and a finite acceleration. This is a notable deviation from the standard model. The expressions for the Hubble parameter and deceleration parameter in terms of cosmic time ' $t$ ' is written with the help of equation (9) as

$$H(t) = \frac{\alpha ce^{n\alpha t}}{ce^{n\alpha t} - 1}. \quad (12)$$

and

$$q(t) = -1 + \frac{n}{ce^{n\alpha t}}. \quad (13)$$

Equation (13) shows that the deceleration parameter is time dependent which can take both positive and negative value i.e. at the initial stage of the evolution, for small  $t$ , the second term in (13) will dominate over first term if  $n > 1$  and  $q$  will be positive and at later stage of the evolution, for large  $t$  (as  $t \rightarrow \infty$ ), the second term will be small and effectively zero and  $q$  approach to  $-1$ . In fact, we can see, from equation (13) as  $t \rightarrow 0$ ,  $q = -1 + \frac{n}{c}$  which is a constant and is positive for  $n > 1$  and  $c < n$ . This imply that the deceleration parameter has a signature flip from positive to negative with the evolution. So, this model exhibits a early deceleration to late acceleration which

is suitable for structure formation in the early stage of evolution and accelerated expansion in the later stage of the evolution. From equation (12), we can observe that as  $t \rightarrow 0$ ,  $H^{(i)} = \frac{\alpha c}{c-1} > 0$  for  $c > 1$ , which is constant. Also,  $H(t)$  is a decreasing function of time and attains a constant value ' $\alpha$ ' as  $t \rightarrow \infty$ . To have a rough sketch of the evolution of the geometrical parameters ( $a$ ,  $H$ ,  $q$ ) of the model, we shall choose the integrating constant  $c$  and model parameters  $\alpha$  and  $n$  in such a way that the evolution of the cosmological parameters could be in accordance with the observations. By some analytical choice, we have chosen  $c = 1.2$ ,  $n = 1.43$  and  $\alpha = 0.1$  (and two more values of  $n$  and  $\alpha$  in the neighborhood *i.e.*  $n = 1.23, 1.43, 1.63$  and  $\alpha = 0.08, 0.10, 0.12$ , just to have a better understanding of the effect of the model parameters on the evolution) arbitrarily and with suitable time units. The early evolution of  $a(t)$ ,  $H(t)$  and  $q(t)$  are shown graphically with these values in the following FIG.1 & FIG.2 as an exemplification.

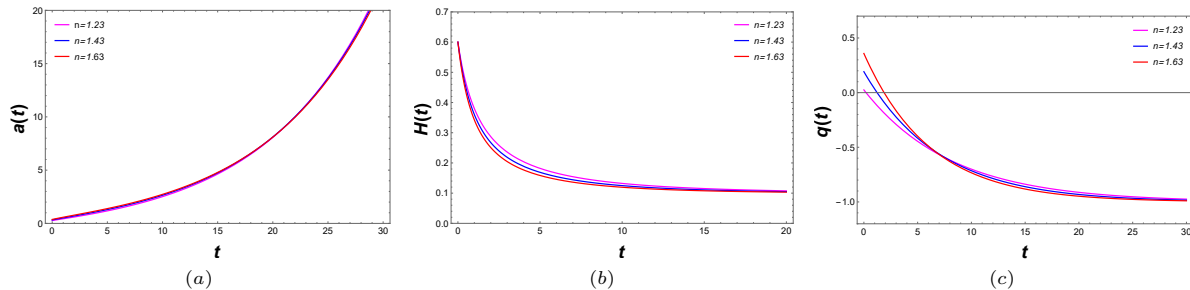


FIG. 1: The plot shows a sketch of the time evolution of the geometrical parameters (a) Scale factor ' $a$ ' (b) Hubble parameter ' $H$ ' (c) Deceleration parameter ' $q$ ' with suitable units of cosmic time ' $t$ '. For these plots, we have chosen the integrating constant  $c = 1.2$ , the model parameter  $\alpha = 0.1$  is fixed with different values of  $n = 1.23, 1.43, 1.63$ .

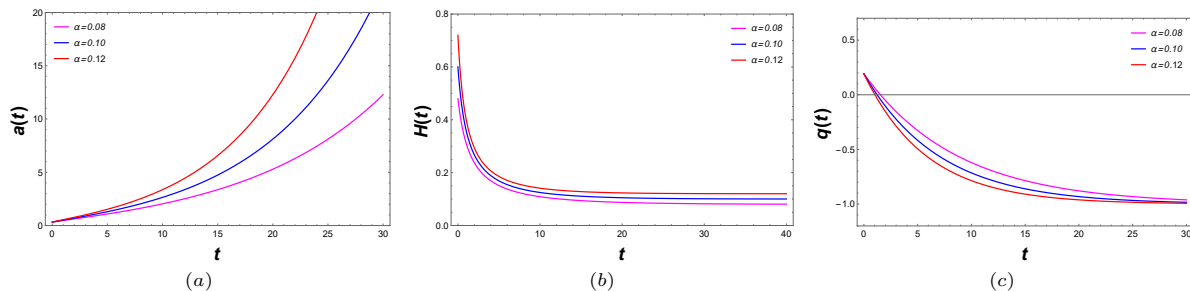


FIG. 2: The plot shows a sketch of the time evolution of the geometrical parameters (a) Scale factor ' $a$ ' (b) Hubble parameter ' $H$ ' (c) Deceleration parameter ' $q$ ' with suitable units of cosmic time ' $t$ '. For these plots, we have chosen the integrating constant  $c = 1.2$ , the model parameter  $n = 1.43$  is fixed with different values of  $\alpha = 0.08, 0.10, 0.12$ .

### III. DYNAMICS AND PHYSICAL INTERPRETATION OF THE MODEL

Equations (4) and (5) with the help of (7) can be rewritten as,

$$\rho + \rho_{de} = 3H^2 + 3\frac{k}{a^2}, \quad (14)$$

$$w\rho + p_{de} = (2q - 1)H^2 - \frac{k}{a^2}. \quad (15)$$

We can observe that the right hand side of the above system of equations are known functions of cosmic time  $t$  with the time-dependent functions of  $a$ ,  $q$ ,  $H$  given in (9), (13), (12). In the left hand side, we have three unknowns functions  $\rho$ ,  $\rho_{de}$ ,  $p_{de}$ . The general equation of state of dark energy can be represented as,

$$w_{de} = \frac{p_{de}}{\rho_{de}}. \quad (16)$$

The parameter  $w_{de}$  may be a constant or in general, a time-dependent function that evolves with the evolution of the universe. The time-dependence of  $w_{de}$  results in a plethora of dark energy cosmological models of the universe. There is not much idea about the candidate of dark energy for which, the equation of state of dark energy  $w_{de}$  is unknown. For scalar field models, astrophysical data indicate the effective equation of state parameter  $w_{eff}$  ( $= \frac{p_{tot}}{\rho_{tot}} = \frac{p+\rho_{de}}{\rho+\rho_{de}}$ ) lies in the interval  $-1.48 < w_{eff} < -0.72$  [39]-[41]. The analysis of the observational data mildly favor models of dark energy with  $w_{eff}$  crossing  $-1$  line in the recent past [41], [42]. For detailed reviews on dark energy and the candidates of dark energy, see [43–46]. However, Einstein’s cosmological constant is a favorable candidate for dark energy ( $\Lambda$ CDM model compatible with observations) for which  $w_{de}$  take a constant value  $-1$ . So, we consider the cosmological constant (CC) as a candidate of dark energy and continue our analysis further. For the CC, the equation of state becomes,  $p_{de} = -\rho_{de}$ . In this case equations (14) and (15) can be solved to give the expressions for the matter (+ radiation) energy density  $\rho$  and dark energy density as

$$\rho = \frac{2}{1+w} \left[ (1+q)H^2 + \frac{k}{a^2} \right], \quad (17)$$

$$\rho_{de} = \frac{1}{1+w} \left[ (1+3w-2q)H^2 + (1+3w)\frac{k}{a^2} \right]. \quad (18)$$

Now, we can discuss the dynamics of the obtained model in different phases of evolution of the universe for three different cases in FLRW geometry i.e. flat ( $k=0$ ), closed ( $k=1$ ) and open ( $k=-1$ ).

### A. Radiation Dominated universe

In the early *pure radiation era*, we have  $w = \frac{1}{3}$  and  $\rho \approx \rho_r$ . Equations (17) and (18) together with (9) yield the expressions for the radiation energy density and the dark energy density in the early phase of evolution and are given by,

$$\rho_r = \frac{3}{2} \left[ \frac{n\alpha^2 c e^{n\alpha t}}{[c e^{n\alpha t} - 1]^2} + \frac{k}{[c e^{n\alpha t} - 1]^{\frac{2}{n}}} \right], \quad (19)$$

$$\rho_{de} = \frac{3}{2} \left[ \frac{\alpha^2 (2c e^{n\alpha t} - n) c e^{n\alpha t}}{[c e^{n\alpha t} - 1]^2} + \frac{k}{[c e^{n\alpha t} - 1]^{\frac{2}{n}}} \right]. \quad (20)$$

The very early universe (from the beginning to a pico second after in SBBC) is generally addressed to quantum gravity and a full theory of quantum gravity is not available till. So, we keep ourselves at the classical level only for our analysis. Equations (19) and (20) provide the evolution of the energy densities in the radiation dominated era (i.e. after  $10^{-32}$  to  $4.7 \times 10^4$  years in SBBC) and the expressions (19) and (20) can not be valid near the Plank epoch. However, at classical level, we may take these expressions for consideration. As  $t \rightarrow 0$ , we can have  $\rho_r^{(i)} \approx 1.5 \times \left[ n\alpha^2 c (c-1)^{-2} + k(c-1)^{-\frac{2}{n}} \right]$  and  $\rho_{de}^{(i)} \approx 1.5 \times \left[ \alpha^2 (2c-n)c(c-1)^{-2} + k(c-1)^{-\frac{2}{n}} \right]$  suggesting that  $\rho_r^{(i)} > 0$  in the beginning provided  $c \neq 1$  and  $\rho_{de}^{(i)} > 0$  provided  $n < 2c$  and  $c \neq 1$  for flat and closed universe. We can observe, from equations (19) and (20) that the positivity condition for  $\rho$  and  $\rho_{de}$  holds good for the above choice of  $n$ ,  $c$ ,  $\alpha$  in the cases of flat ( $k=0$ ) and closed ( $k=1$ ) geometry. But, for open ( $k=-1$ ) geometry, the second term in equations (19) and (20) must not dominate over the first term i.e.  $\frac{n\alpha^2 c e^{n\alpha t}}{[c e^{n\alpha t} - 1]^2} > \frac{1}{[c e^{n\alpha t} - 1]^{\frac{2}{n}}}$  or  $n\alpha^2 c e^{n\alpha t} [c e^{n\alpha t} - 1]^{\frac{2}{n}-2} > 1$  and  $\alpha^2 (2c e^{n\alpha t} - n) c e^{n\alpha t} [c e^{n\alpha t} - 1]^{\frac{2}{n}-2} > 1$ . The following figures show the dynamical behavior of energy densities of radiation and dark energy (i.e. cosmological constant) in the early universe. With the same choice of the model parameters ( $c = 1.2, 1.23, 1.43, 1.63, \alpha = 0.08, 0.10, 0.12$ ) with suitable time units, we have graphically represented the time evolution of  $\rho$  and  $\rho_{de}$  for flat ( $k=0$ ) and closed ( $k=1$ ) cases only. (The above numerical choice of  $n$ ,  $c$  and  $\alpha$  are not suitable for open case ( $k=-1$ )).

We can observe that in all the cases, the energy densities of both the radiation and dark energy are very high initially and decreases rapidly as time unfolds by creating photons in the early universe. We know the radiation energy density and the temperature ( $T$ ) are related by the relation

$$\rho_r = \frac{\pi^2}{30} N(T) T^4, \quad (21)$$

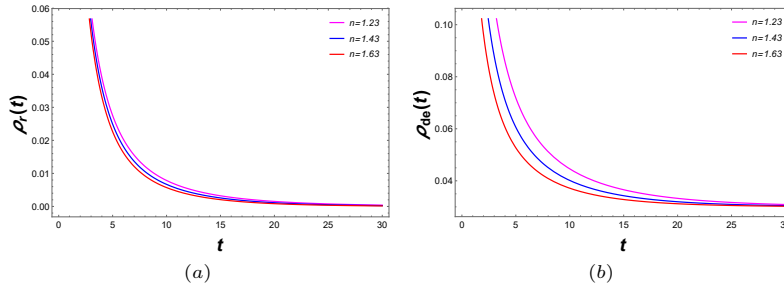


FIG. 3: The plot shows a sketch of the time evolution of the physical parameters (a) radiation energy density ' $\rho_r$ ' (b) dark energy density ' $\rho_{de}$ ' for flat ( $k = 0$ ) case with suitable units of cosmic time ' $t$ '. For these plots, we have chosen the integrating constant  $c = 1.2$ , the model parameter  $\alpha = 0.1$  is fixed with different values of  $n = 1.23, 1.43, 1.63$ .

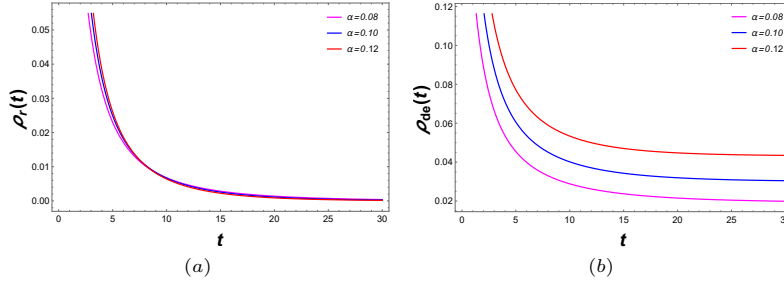


FIG. 4: The plot shows a sketch of the time evolution of the physical parameters (a) radiation energy density ' $\rho_r$ ' (b) dark energy density ' $\rho_{de}$ ' for flat ( $k = 0$ ) case with suitable units of cosmic time ' $t$ '. For these plots, we have chosen the integrating constant  $c = 1.2$ , the model parameter  $n = 1.43$  is fixed with different values of  $\alpha = 0.08, 0.10, 0.12$ .

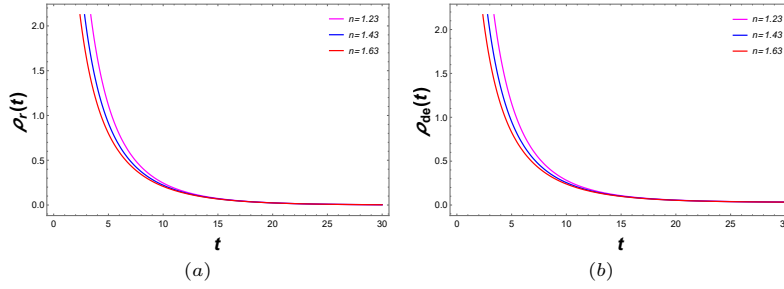


FIG. 5: The plot shows a sketch of the time evolution of the physical parameters (a) radiation energy density ' $\rho_r$ ' (b) dark energy density ' $\rho_{de}$ ' for closed ( $k = 1$ ) case with suitable units of cosmic time ' $t$ '. For these plots, we have chosen the integrating constant  $c = 1.2$ , the model parameter  $\alpha = 0.1$  is fixed with different values of  $n = 1.23, 1.43, 1.63$ .

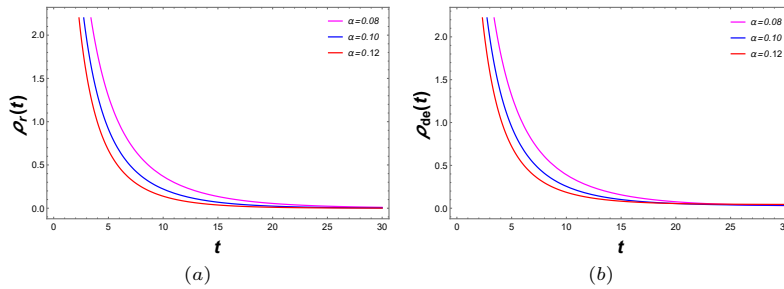


FIG. 6: The plot shows a sketch of the time evolution of the physical parameters (a) radiation energy density ' $\rho_r$ ' (b) dark energy density ' $\rho_{de}$ ' for closed ( $k = 1$ ) case with suitable units of cosmic time ' $t$ '. For these plots, we have chosen the integrating constant  $c = 1.2$ , the model parameter  $n = 1.43$  is fixed with different values of  $\alpha = 0.08, 0.10, 0.12$ .

in the units with  $k_B = c = \hbar = 1$ . At temperature  $T$ , the effective number of spin degrees of freedom  $N(T)$  is given by  $N(T) = \frac{7}{8}N_f(T) + N_b(T)$ , where  $N_f(T)$  and  $N_b(T)$  correspond to fermions and bosons respectively. We assume  $N(T)$  to be constant throughout this era. From equations (19) and (21), we obtain

$$T = \left( \frac{45}{\pi^2 N} \right)^{\frac{1}{4}} \left[ \frac{n\alpha^2 c e^{n\alpha t}}{[c e^{n\alpha t} - 1]^2} + \frac{k}{[c e^{n\alpha t} - 1]^{\frac{2}{n}}} \right]^{\frac{1}{4}}, \quad (22)$$

showing that in the beginning as  $t \rightarrow 0$ , we have  $T^{(i)} \approx \left( \frac{45}{\pi^2 N} \right)^{\frac{1}{4}} \left[ n\alpha^2 c (c-1)^{-2} + k(c-1)^{-\frac{2}{n}} \right]^{\frac{1}{4}}$  implying that the radiation temperature also attains a finite value initially. The following figures show the variation of radiation temperature in the early universe with the same choice of model parameters. (Here also, these numerical choice of model parameters are not suitable for open  $k = -1$  case.)

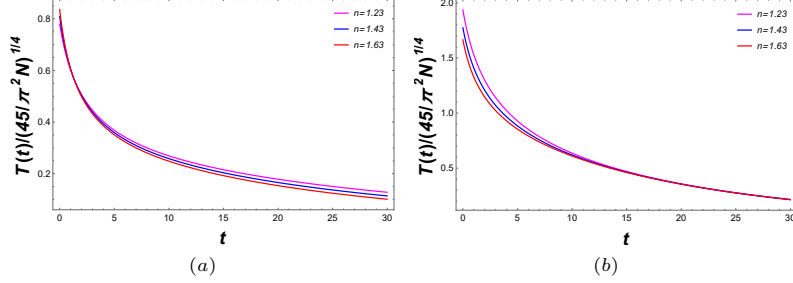


FIG. 7: The plot shows a sketch of the time evolution of the radiation temperature ‘ $T$ ’ for (a) flat case ( $k = 0$ ) (b) closed case ( $k = 1$ ) with suitable units of cosmic time ‘ $t$ ’. For these plots, we have chosen the integrating constant  $c = 1.2$ , the model parameter  $\alpha = 0.1$  is fixed with different values of  $n = 1.23, 1.43, 1.63$ .

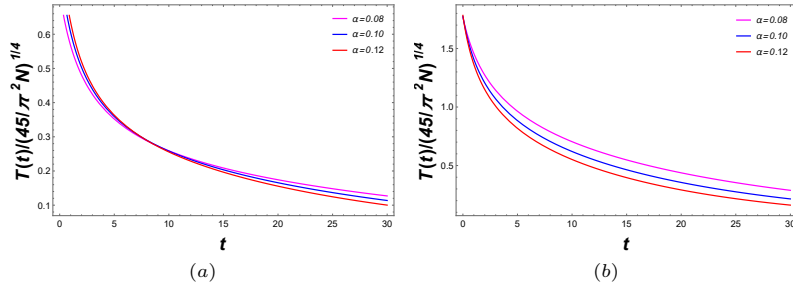


FIG. 8: The plot shows a sketch of the time evolution of the radiation temperature ‘ $T$ ’ for (a) flat case ( $k = 0$ ) (b) closed case ( $k = 1$ ) with suitable units of cosmic time ‘ $t$ ’. For these plots, we have chosen the integrating constant  $c = 1.2$ , the model parameter  $n = 1.43$  is fixed with different values of  $\alpha = 0.08, 0.10, 0.12$ .

## B. Matter Dominated universe

In the late *matter dominated era*, we have  $w = 0$  and  $\rho \approx \rho_m$ . Equations (17) and (18) together with (9) reduce to

$$\rho_m = 2 \left[ \frac{n\alpha^2 c e^{n\alpha t}}{[c e^{n\alpha t} - 1]^2} + \frac{k}{[c e^{n\alpha t} - 1]^{\frac{2}{n}}} \right], \quad (23)$$

$$\rho_{de} = \left[ \frac{\alpha^2 (3c e^{n\alpha t} - 2n) c e^{n\alpha t}}{[c e^{n\alpha t} - 1]^2} + \frac{k}{[c e^{n\alpha t} - 1]^{\frac{2}{n}}} \right]. \quad (24)$$

As  $t \rightarrow \infty$ ,  $\rho_m \rightarrow 0$  and  $\rho_{de} \rightarrow 3\alpha^2$  which is constant. In order to study the late time behavior of these cosmological parameters, it will be better to express them in terms of redshift ( $1 + z = \frac{a_0}{a}$ ). For simplicity we normalize the case

and consider the present value of scale factor to be 1 (i.e.  $a_0 = 1$ ). To do that, we establish the  $t - z$  relationship here which comes out to be  $t(z) = \frac{1}{n\alpha} \log [c^{-1} \{1 + (1 + z)^{-n}\}]$ . So, the Hubble parameter  $H$  can be written in terms of redshift as

$$H(z) = \alpha [1 + (1 + z)^n], \quad (25)$$

or,

$$H(z) = \frac{H_0}{2} [1 + (1 + z)^n], \quad (26)$$

where  $H_0$  is the present value of the Hubble parameter. The following figures FIG.9 & FIG.10 show the dynamical behavior of the energy densities in near past and late-time universe. The plots are in terms of redshift  $z$ . In all cases they are decreasing to very small values.

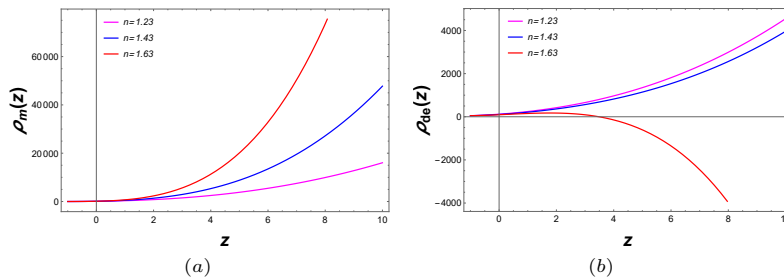


FIG. 9: The plot shows a sketch of the evolution of (a) matter energy density ' $\rho_m(z)$ ' (b) dark energy density ' $\rho_{de}(z)$ ' for flat ( $k = 0$ ) case w.r.t redshift ' $z$ '. The only model parameter involved is  $n$  and is chosen  $n = 1.43$ .

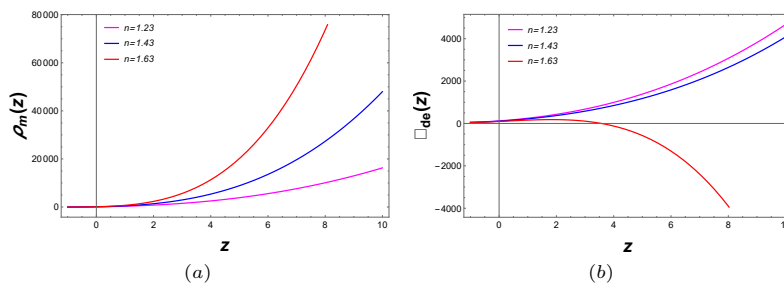


FIG. 10: The plot shows a sketch of the evolution of (a) matter energy density ' $\rho_m(z)$ ' (b) dark energy density ' $\rho_{de}(z)$ ' for closed ( $k = 1$ ) case w.r.t redshift ' $z$ '. The only model parameter involved is  $n$  and is chosen  $n = 1.43$ .

From these figures, we observe that the energy density of dark energy is negative in the past for  $n = 1.63$  for both flat and closed cases but remains positive for  $n = 1.23, 1.43$  implying that the value of the model parameter must be chosen carefully for which we constrain the value of  $n$  with any observational datasets. In the following section, we discuss the phase transition scenario and perform the observational analysis.

### C. Deceleration to acceleration phase transition & $H(z)$ Observation

The parametrization of Hubble parameter we considered here, shows a signature flip from early decelerating phase to late accelerating phase. Recent observation depict that the phase transition occurred around  $z \approx 0.7$ . The choice of the model parameter  $n = 1.43$  is in good agreement with this. We can plot the deceleration parameter w.r.t. redshift  $z$  to have a better understanding on the phase transition of the obtained model. The following figure shows that the obtained model had undergone from an early decelerating phase to a late-time accelerating phase. We can also plot the normalized Hubble parameter  $E(z)$  ( $= H/H_0$ ).

To find a constrained value of model parameter  $n$ , we have used the same method of minimizing Chi square value with an updated 36 points of observational Hubble dataset (OHD) as used in Ref. [47]. The above FIG.12



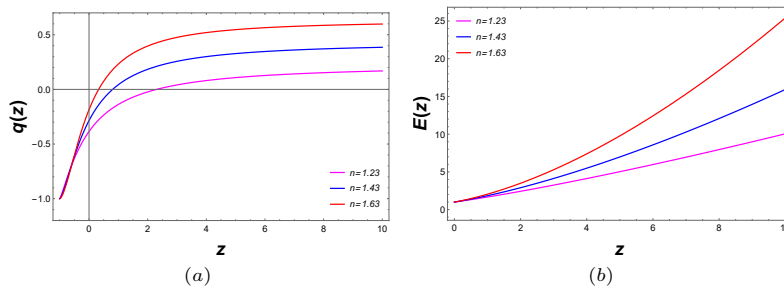


FIG. 11: The plot shows a sketch of the evolution of (a) deceleration parameter ‘ $q(z)$ ’ (b) normalized Hubble parameter ‘ $E(z)$ ’ w.r.t redshift ‘ $z$ ’. The only model parameter involved in  $n$  and is chosen  $n = 1.43$ .

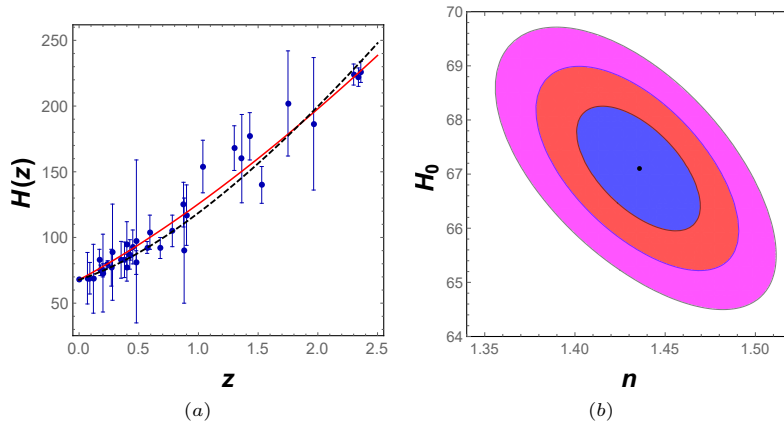


FIG. 12: (a) The error bar plot of  $H(z)$  vs. redshift ‘ $z$ ’ and (b) The contour plot in  $n - H_0$  plane with the observational Hubble dataset [47]

demonstrates the error bar plot of 36 points of OHD fitted with the  $\Lambda$ CDM model and our obtained model together with the constrained values of  $n$  and  $H_0$  as a contour plot in  $n-H_0$  plane at  $1-\sigma$ ,  $2-\sigma$ ,  $3-\sigma$  level. The constrained values of the model parameter  $n$  is found to be  $n = 1.435$  and  $H_0 = 67.102$  with minimum Chi square value  $\chi^2_{\min} = 19.075$ .

#### IV. CONCLUDING REMARKS

In this work, we have revisited a cosmological model based on General Theory of Relativity in the FLRW space-time. In view of the observed current cosmic acceleration and to achieve an exact solution of the cosmological field equations, we have endorsed a simple parametrization of Hubble parameter  $H$  that turns a time-dependent deceleration parameter  $q$  and an exponential type evolution of the scale factor. The behavior of the geometrical parameters  $a(t)$ ,  $H(t)$ ,  $q(t)$  and physical parameters such as energy densities of radiation, matter and the dark energy (cosmological constant here) for the obtained model have been analyzed in detail. Comprehensive observations for the given cosmological model have been recorded as follows.

- A geometrical parametrization of Hubble parameter  $H$  used by J. P. Singh [37] and Banerjee et al. [38], have been considered which leads to a time-dependent deceleration parameter  $q$  and can explain the current acceleration of the universe ( $q < 0$ ) with a prior deceleration ( $q > 0$ ) in the past. It has been observed that the universe does not follow the standard big bang scenario, rather it starts with a finite volume together with a finite velocity and finite acceleration and is a distinctive feature against the standard model.
- The model with a deceleration parameter is time-dependent having signature flipping behavior with evolution, *i.e.* initially for small  $t$ ,  $q$  is positive and at later stages of the evolution, for large  $t$  (as  $t \rightarrow \infty$ ),  $q$  approach to  $-1$ . So, the feature of an early deceleration to late acceleration of the model is suitable for structure formation in the early stage of evolution and accelerated expansion in the later stage of the evolution.

- The dynamics of the obtained model have been discussed in detail in section III. By considering the cosmological constant as a candidate of dark energy for which EoS  $w_{de} = -1$ , we have discussed the evolution of physical parameters in different eras of the universe. Also from the expressions of energy densities of radiation ( $\rho_r$ ) and dark energy ( $\rho_{de}$ ), it has been observed that the positivity condition of energy densities hold good for the mentioned choices of  $n, c, \alpha$  only for flat and closed geometry of the universe. The chosen numerical values of model parameters  $n, c, \alpha$  fail to satisfy the positivity condition of energy densities ( $\rho_r$ ) and ( $\rho_{de}$ ) for open universe. The profile of energy densities of radiation and dark energy have been depicted in FIG.3 – 6 respectively for some specific values of the model parameter for flat and closed geometry by fixing model parameter  $\alpha$  and varying  $n$  and vice-versa respectively. The profile of varying radiation temperature *w.r.t* time  $t$  in the very early universe has been highlighted in figures for flat and closed geometries of the universe with specific values of model parameters. Radiation temperature unfolds like radiation energy density *i.e.* high temperature initially, then falls as time goes by and eventually approaches to a constant value in late time (see FIG.7 & 8).
- We have examined the matter dominated era for which the dust pressure reduces to zero. In order to understand the formation of structures in the universe and late time behavior of the cosmological parameters, we have established the time-redshift ( $t - z$ ) relation and expressed geometrical parameters ( $H$  &  $q$ ) and physical parameters ( $\rho_m$  &  $\rho_{de}$ ) in terms of redshift. After converting the cosmological parameters in terms of redshift  $z$ , it has been noticed that all the parameters are concerned with  $n$  only. The evolutionary profile of energy densities of matter and dark energy have been represented in FIG.9 & 10 for flat and closed geometry respectively with variable  $n$ . The infringement of the positivity condition of  $\rho_{de}$  has been seen for both flat and closed geometry of the universe for  $n = 1.63$ . The graphical observation of  $\rho_{de}$  caution the violation of its positivity criterion for the range  $n > 1.49$ . This observation have been evidenced in the subsequent section using an updated  $H(z)$  observational dataset of 36 points which is an advancement of the work done in [48].
- In the last section, we have investigated the phase transition of the deceleration parameter. Recent cosmological observations indicate that the universe experiences a cosmic speed up at a late time which means that the universe must have passed through a slower expansion phase in the past. The cosmic transition from deceleration to acceleration or the phase transition may be treated as a necessary phenomenon while describing the dynamics of the universe. Also, recent observation favors the transition at redshift  $z \approx 0.7$ . For our considered parametrization of  $H$ , we have chosen the model parameter  $n = 1.43$  carefully, so that phase transition occurred around  $z \approx 0.7$ . The plot of  $q$  vs.  $z$  exhibits cosmic deceleration for high redshift  $z$ , acceleration for low redshift  $z$  and eventually  $q \rightarrow -1$  as  $z \rightarrow -1$ . We have plotted the graph of  $E(z) = \frac{H(z)}{H_0}$  *w.r.t*  $z$  for the choice of model parameter  $n = 1.43$  (see FIG.11).
- Also, in order to justify the choice of our model parameter  $n = 1.43$  for which the present model exhibits the phase transition scenario, we have constrained the value of model parameter  $n$  with the help of data analysis. We have used the same method of minimizing Chi square value with an updated 36 points of observational Hubble dataset (OHD) as used in Ref. [47]. The error bar plot of 36 points of OHD and the contour plot in  $n-H_0$  plane at  $1-\sigma$ ,  $2-\sigma$ ,  $3-\sigma$  level are shown in FIG.12 (a) & (b). The presented model has a nice fit to the OHD. The constrained values of the model parameter  $n$  is found to be  $n = 1.435$  and  $H_0 = 67.102$  with minimum Chi square value  $\chi_{\min}^2 = 19.075$ . In the Ref. [48], the authors have used 29 points of OHD and found  $n = 1.410$ ,  $H_0 = 66.976$  with  $\chi_{\min}^2 = 24.579$  for the same parametrization of  $H$  considered here. The constrained values of  $n$  and  $H_0$  are preferred as suggested in [24, 49].
- The model presented here is an attempt to address the late-time cosmic acceleration in FLRW background with a parametrization of  $H$  and can also be extended to the anisotropic and inhomogeneous background. Moreover, some more issues like big bang nucleosynthesis, structure formation, inflation can also be discussed in this scenario. Recently, a robust method based on the redshift dependence of Alcock-Paczynski test is developed in [50] to measure the expansion history of the universe that uses the isotropy of the galaxy density gradient field to provide more tighter constraints on cosmological parameters with high precision and are studied in a series of papers by Li et al. [51–54]. The model presented here and other models with such parametrization could be studied in the same line to get better and more tighter constraints on the model parameters using some more datasets and is defer to our future works.

---

[1] Weinberg S., *The cosmological constant problem*: Rev. Mod. Phys., **61**, 1 (1989)

[2] Carroll S. M., Press W. H., and Turner E. L., *The cosmological constant*: Annu. Rev. Astron. Astrophys., **30** 499 (1992)

- [3] Peebles, P. J. E. and Ratra, B., *Cosmology with a Time Variable Cosmological Constant*: *Astrophys. J.* **325** L17 (1988)
- [4] Ozer, M. and Taha, M. O., *A Model of the universe with Time Dependent Cosmological Constant Free of Cosmological Problems*: *Nucl. Phys.* **B287** 776 (1987)
- [5] Gasperini, M., *Decreasing Vacuum Temperature: A Thermal Approach To The Cosmological Constant Problem*: *Phys. Lett.* **B194** 347 (1987)
- [6] Berman, M. S., *Cosmological Models with A Variable Cosmological Term*: *Phys. Rev.* **D43** 1075 (1991)
- [7] Carvalho, J. C., Lima, J. A. S. and Waga, I., *Cosmological Consequences of a Time-Dependent  $\Lambda$  term*: *Phys. Rev.* **D46** 2404 (1992)
- [8] Overduin, J. M. and Cooperstock, F. I., *Evolution of the scale factor with a variable cosmological term*: *Phys. Rev.* **D58** 043506 (1998)
- [9] Vishwakarma, R. G., Abdussattar, & Beesham, A., *LRS Bianchi Type-I Models with A Time-Dependent Cosmological "Constant"*: *Phys. Rev.* **D60** 063507 (1999)
- [10] Yu, H. and Wang, F. Y., *Reconciling the cosmic age problem in the  $R_h = ct$  universe*: *Eur. Phys. J. C* **74** 3090 (2014)
- [11] Wang, S., Li, X. D. and Li, M., *Revisit of cosmic age problem*: *Phys. Rev.* **D82** 103006 (2010)
- [12] Riess, A. G., et al., *Observational Evidence from Supernovae for an Accelerating universe and A Cosmological Constant*: *Astron. J.* **116** 1009 (1998)
- [13] Perlmutter, S., et al., *Measurements of  $\Omega$  and  $\Lambda$  from 42 High-Redshift Supernovae*: *Astrophys. J.* **517** 565 (1999)
- [14] Spergel, D. N., et al., *First Year Wilkinson Microwave Anisotropy Probe (WMAP) observations: Determination of cosmological parameters*: *Astrophys. J. Suppl.* **148** 175 (2003)
- [15] Spergel, D. N., et al., *Wilkinson Microwave Anisotropy Probe (WMAP) Three Year Results: implications for cosmology*: *Astrophys. J. Suppl.* **170** 377 (2007)
- [16] Wang, Y. and Mukherjee, P., *Robust Dark Energy Constraints from Supernovae, Galaxy Clustering, and Three-Year Wilkinson Microwave Anisotropy Probe Observations*: *Astrophys. J.* **650** 1 (2006)
- [17] Bond, J. R., Efstathiou, G. and Tegmark, M., *Forecasting Cosmic Parameter Errors from Microwave Background Anisotropy Experiments*: *Mon. Not. Roy. Astron. Soc.* **291** L33 (1997)
- [18] Tegmark, M., et al., *Cosmological Parameters from SDSS and WMAP*: *Phys. Rev.* **D69** 103501 (2004)
- [19] Adelman-McCarthy, J. K. et al., *The Fourth Data Release of the Sloan Digital Sky Survey: Preprint*: *Astrophys. J. Suppl.* **162** 38 (2006)
- [20] Kessler, R., et al., *First-Year Sloan Digital Sky Survey-II Supernova Results: Hubble Diagram and Cosmological Parameters*: *Astrophys. J. Suppl.* **185** 32 (2009)
- [21] Abbott, T. M. C. et al., *First Cosmology Results using Type Ia Supernovae from the Dark Energy Survey: Constraints on Cosmological Parameters*: *Astrophys. J.* **872** (2) L30 (2019)
- [22] Brout, D., *First Cosmology Results Using Type Ia Supernovae From the Dark Energy Survey: Analysis, Systematic Uncertainties, and Validation*: *Astrophys. J.* **874** 150 (2019)
- [23] Ade, P. A. R. et al., *Planck 2015 results XIII. Cosmological parameters*: *Astron. & Astrophys.* **594** A13 (2016)
- [24] Aghanim, N. et al., *Planck 2018 results. VI. Cosmological parameters*: e-Print: arXiv:1807.06209 (2018)
- [25] Sahni, V., Starobinsky, A. A., *The Case for a Positive Cosmological Lambda Term*: *Int. J. Mod. Phys.* **D9** 373 (2000)
- [26] Vishwakarma, R. G., *Consequences for Some Dark Energy Candidates from the Type Ia Supernova SN 1997ff*: *Mon. Not. Roy. Astron. Soc.* **331** 776 (2002)
- [27] Padmanabhan, T., *Cosmological Constant: The Weight of the Vacuum*: *Phys. Rept.* **380** 235 (2003)
- [28] Vishwakarma, R. G., *Study of the Magnitude Redshift Relation for Type Ia Supernovae in A Model Resulting from a Ricci Symmetry*: *Gen. Relativ. Gravit.* **33(11)** 1973 (2001)
- [29] Arman Shafieloo, Alex G. Kim, A. G. and Eric V. Linder, *Model Independent Tests of Cosmic Growth vs Expansion*: *Phys. Rev.* **D87** 023520 (2013)
- [30] Arman Shafieloo, Alex G. Kim, Eric V. Linder, *Gaussian Process Cosmography*: *Phys. Rev.* **D85** 123530 (2012)
- [31] Eric V. Linder, *Model Independent Tests of Cosmic Gravity*: *Phil. Trans. Roy. Soc.* **A369** 4985 (2011)
- [32] Eric V. Linder, *Mapping the Dark Energy Equation of State*: *ASP Conf. Ser.*, arXiv 0311403 [astro-ph] (2003)
- [33] Cunha, J. V. and Lima, J. A. S., *Trnsition redshift: new kinematic constraints from supernovae*, *Mon. Not. Roy. Astr. Soc.* **390** 210 (2008)
- [34] Chevallier M. and Polarski, D., *Accelerating universes with Scaling Dark Matter*: *Int. J. Mod. Phys.* **D10** 213 (2001)
- [35] Jassal, H. K., Bagla, J. S. and Padmanabhan, T., *WMAP constraints on low redshift evolution of dark energy*: *Mon. Not. R. Astron. Soc. Letters* **356(1)** L11 (2005)
- [36] Pacif, S. K. J., Myrzakulov R. and Myrzakul, S., *Reconstruction of Cosmic History from a Simple Paramatrization of H*: *Int. J. Geom. Meth. Mod. Phys.* **14** 1750111 (2017)
- [37] Singh, J. P., *A cosmological model with both deceleration and acceleration*: *Astrophys. Space Sc.*, **318** 103 (2008)
- [38] Banerjee, N. and Das, S., *Acceleration of the universe with a Simple Trigonometric Potential*: *Gen. Relativ. Grav.* **37** 1695 (2005)
- [39] Hannestad, S. and Mortsell, E., *Probing the dark side: Constraints on the dark energy equation of state from CMB, large scale structure and Type Ia supernovae*: *Phys. Rev.* **D66**, 063508 (2002)
- [40] Melchiori, A., et al., *The State of the Dark Energy Equation of State*: *Phys. Rev.* **D68**, 043509 (2003)
- [41] Jassal, H., Bagla, J. and Padmanabhan, T., *Observational constraints on low redshift evolution of dark energy: How consistent are different observations?:* *Phys. Rev.* **D72**, 103503 (2005)
- [42] Perivolaropoulos, L., *Accelerating Universe: Observational Status and Theoretical Implications*: *AIP Conf. Proc.* **848**, 698 (2006)

- [43] Copeland, E. J., Sami M. and Tsujikawa, S., *Dynamics of Dark Energy*: Int. J. Mod. Phys. **D15** 1753 (2006)
- [44] Sami, M., *Why is universe so dark ?*: New Adv. Phys. **10** 77 (2016)
- [45] M. Sami, *A primer on problems and prospects of dark energy*: Curr. Sci. **97** 887 (2009)
- [46] J. Yoo and Y. Watanabe, *Theoretical Models of Dark Energy*: Int. J. Mod. Phys. **D21** 1230002 (2012)
- [47] Deng Wang, Xin-He Meng, *Model-independent determination on  $H_0$  using the latest cosmic chronometer data*: Sci. China Phys. Mech. Astron. **60** 110411 (2017)
- [48] Ritika Nagpal, S. K. J. Pacif, J. K. Singh, K. Bamba, A. Beesham, *Analysis with observational constraints in  $\Lambda$ -cosmology in  $f(R, T)$  gravity*, Eur. Phys. J. C **78** 946 (2018)
- [49] Zhang et al., *Tight  $H_0$  constraint from galaxy redshift surveys: combining baryon acoustic oscillation measurements and Alcock-Paczynski test*, Mon.Not.Roy.Astron.Soc. **483(2)** 1655 (2019)
- [50] Li et al., *Cosmological constraints from the redshift dependence of the Alcock-Paczynski test: galaxy density gradient field*, Astrophys. J. **796** 137 (2014)
- [51] Li et al., *Cosmological Constraints from the Redshift Dependence of the Alcock–Paczynski Effect: Application to the SDSS-III BOSS DR12 Galaxies*, Astrophys. J. **832(2)** 103 (2016)
- [52] Li et al., *Cosmological Constraints from the Redshift Dependence of the Alcock–Paczynski Effect: Dynamical Dark Energy*, Astrophys.J. **856(2)** 88 (2018)
- [53] Li et al., *The Redshift Dependence of the Alcock–Paczynski Effect: Cosmological Constraints from the Current and Next Generation Observations*, **875(2)** 92 (2019)
- [54] Zhang et al., *Nonparametric Dark Energy Reconstruction Using the Tomographic Alcock–Paczynski Test*, Astrophys.J. **878(2)** 137 (2019)