

Estimating Optimal Treatment Rules with an Instrumental Variable: A Partial Identification Learning Approach

Hongming Pu

University of Pennsylvania, Philadelphia, USA

Bo Zhang

University of Pennsylvania, Philadelphia, USA

Summary. Individualized treatment rules (ITRs) are considered a promising recipe to deliver better policy interventions. One key ingredient in optimal ITR estimation problems is to estimate the average treatment effect conditional on a subject's covariate information, which is often challenging in observational studies due to the universal concern of unmeasured confounding. Instrumental variables (IVs) are widely-used tools to infer the treatment effect when there is unmeasured confounding between the treatment and outcome. In this work, we propose a general framework of approaching the optimal ITR estimation problem when a valid IV is allowed to only partially identify the treatment effect. We introduce a novel notion of optimality called "IV-optimality". A treatment rule is said to be IV-optimal if it minimizes the maximum risk with respect to the putative IV and the set of IV identification assumptions. We derive a bound on the risk of an IV-optimal rule that illuminates when an IV-optimal rule has favorable generalization performance. We propose a classification-based statistical learning method that estimates such an IV-optimal rule, design computationally-efficient algorithms, and prove theoretical guarantees. We contrast our proposed method to the popular outcome weighted learning (OWL) approach via extensive simulations, and apply our method to study which mothers would benefit from traveling to deliver their premature babies at hospitals with high level neonatal intensive care units. R package `ivitr` implements the proposed method.

Keywords: Causal inference; Individualized treatment rule; Instrumental variable; Partial identification; Statistical learning theory

1. Introduction

1.1. Estimating Individualized Treatment Rules with a Valid Instrumental Variable

Individualized treatment rules (henceforth ITRs) are now recognized as a general recipe for leveraging vast amount of clinical, prognostic, and socioeconomic status data to deliver the best possible healthcare or other policy interventions. Researchers across many disciplines have responded to this trend by developing novel data-driven strategies that estimate ITRs. Some seminal works include Murphy (2003), Robins (2004), Qian and Murphy (2011), Zhang et al. (2012a,b), and Zhao et al. (2012), among others. See Kosorok and Laber (2019) and Tsiatis (2019) for comprehensive and up-to-date surveys.

Address for correspondence: Bo Zhang, Department of Statistics, The Wharton School, University of Pennsylvania, Philadelphia, PA 19104 (e-mail: bozhan@wharton.upenn.edu).

One key ingredient in ITR estimation problems is to estimate the average treatment effect conditional on patients’ clinical and prognostic features. However, estimation of the *conditional average treatment effect* (CATE) can be challenging in randomized control trials (henceforth RCTs) with high-dimensional covariates, limited sample size, and individual noncompliance, and observational studies due to the universal concern of *unmeasured confounding* (Kallus and Zhou, 2018; Kallus et al., 2019; Cui and Tchetgen Tchetgen, 2020; Zhang et al., 2020; Qiu et al., 2020).

In non-ITR settings, instrumental variables (IVs) are commonly used tools to infer treatment effects in observational studies where observed covariates cannot adequately adjust for confounding between the treatment and outcome. However, few works have explored using an IV to estimate optimal ITRs. Two exceptions are Cui and Tchetgen Tchetgen (2020) and Qiu et al. (2020), both of which studied ITR estimation problems when an IV can be used to *point identify* the conditional average treatment effect under assumptions introduced in Wang and Tchetgen Tchetgen (2018). However, one limitation of their approaches is that their assumptions that allow a valid IV to point identify the CATE may be quite stringent in some scenarios and do not necessarily hold, especially in ITR estimation settings where treatment effect heterogeneity is expected.

This article takes a distinct perspective. Although a valid IV in general cannot point identify the average treatment effect (ATE) and similarly the CATE, it can *partially identify* them, in the sense that a lower and upper bound of ATE and CATE can be obtained with a valid IV. Depending on the quality of the putative IV and various identification assumptions, lengths of partial identification intervals may vary, and in the extreme case the intervals collapse to points, i.e., the ATE or CATE (Angrist et al., 1996; Robins and Greenland, 1996; Balke and Pearl, 1997; Manski, 2003). See Swanson et al. (2018) for an up-to-date literature review on partial identification of ATE using an IV. It is worth pointing out that a partial identification interval is fundamentally different from a confidence interval, in that a confidence interval shrinks to a point as sample size goes to infinity, while a partial identification interval remains, in the limit, an interval, and represents the intrinsic uncertainty of an IV analysis.

A popular approach to ITR estimation problems in non-IV settings is to transform the problem into a weighted classification problem, where the sign of the CATE constitutes a subject’s label $\{-1, +1\}$, and the magnitude the weight. In an IV setting, the point identified CATE is replaced with an interval I . When such an interval avoids 0, say $I = [1, 3]$, it is clear that the subject benefits from receiving the treatment and should be labeled as such. However, the situation becomes complicated when the interval covers 0, say $I = [-1, 3]$, in which case the true CATE can be anything between -1 and 3 , and such a subject can no longer be labeled as benefiting or not benefiting from the treatment. In this way, partial identification of the CATE in an IV analysis poses a fundamental challenge to optimal ITR estimation.

We have three objectives in this article. First, we propose a general classification-based (Zhang et al., 2012a; Zhao et al., 2012) framework for optimal ITR estimation problems with an IV. The putative IV is allowed to only partially identify the conditional average treatment effect. Second, we introduce a novel notion of optimality called *IV-optimality*: a treatment rule is said to be *IV-optimal* if it minimizes the maximum risk that could incur given a putative IV and a set of IV identification assumptions.

One remarkable feature of “IV-optimality” is that it is *amenable* to different IVs and identification assumptions, and allows empirical researchers to weigh estimation precision against credibility. We also derive bounds on the risk of an IV-optimal rule, which illuminates when an IV-optimal ITR has favorable generalization performance. Finally, we derive an estimator of such an IV-optimal rule which we call the IV-PILE estimator, develop computationally-efficient algorithms, and prove theoretical guarantees. The worst-case risk of the IV-PILE estimator can be estimated and gives practitioners important guidance on the applicability of their estimated ITRs. Via extensive simulations, we demonstrate that our proposed method has favorable generalization performance compared to applying the outcome weighted learning (OWL) (Zhao et al., 2012) and similar methods to observational data in the presence of unmeasured confounding. Finally, we apply our developed method to study the differential impact of delivery hospital on neonatal health outcomes. R package `ivitr` implements the proposed methodology.

1.2. A Motivating Example: Differential Impact of Delivery Hospital on Premature Babies’ Health Outcomes

We consider a concrete example to carry forward our discussion. Lorch et al. (2012) constructed a cohort-based retrospective study out of all hospital-delivered premature babies in Pennsylvania and California between 1995 and 2005 and Missouri between 1995 and 2003. Using the differential travel time as an instrumental variable, Lorch et al. (2012) find that there is benefit to neonatal outcomes when premature babies are delivered at hospitals with high-level neonatal intensive care units (NICUs) compared to hospitals without high-level NICUs.

An IV analysis is crucial in this study and similar studies based on observational data. Studies that directly use the treatment, e.g., delivery hospitals in the NICU study, to infer the treatment effect often cannot sufficiently adjust for unmeasured and unrecorded factors, such as the severity of comorbidities or laboratory results (Lorch et al., 2012). Although Lorch et al. (2012) have found evidence supporting a positive treatment effect of mothers delivering premature infants at high-level NICUs, some important questions remain. First and foremost, it is of great scientific interest to understand which mothers had better be sent to hospitals with high-level NICUs as compared to which mothers are just as well off at low level NICUs. Given the current limited capacity of high level NICUs, an answer to this question would facilitate our understanding of which mothers and their premature babies are most in need of high-level NICUs, and provide insight into how to construct optimal perinatal regionalization systems, systems that designate hospitals by the scope of perinatal service provided and designate where infants are born or transferred according to the level of care they need at birth (Lasswell et al., 2010; Kroelinger et al., 2018). Such scientific inquiries elicit estimating individualized treatment rules using observational data consisting of mothers’ observed characteristics, treatment received, outcome of interest, and a valid instrumental variable. We will revisit this example and apply our developed methodology to it near the end of the article.

2. ITR Estimation with an IV: from Point to Partial Identification

We briefly review the problem of estimating ITRs from a classification perspective, and discuss the key impediment to generalizing the estimation strategy from RCTs to observational data in Section 2.1. Section 2.2 discusses how to leverage a valid IV to partially identify the conditional average treatment effect, and Section 2.3 proposes a general framework of approaching the ITR estimation problem with a valid IV.

2.1. ITR Estimation from a Classification Perspective: from Randomized Control Trials to Observational Studies

Suppose that the data $\{(\mathbf{X}_i, A_i, Y_i), i = 1, \dots, n\}$ are collected from a two-arm randomized trial. The d -dimensional vector $\mathbf{X}_i \in \mathcal{X}$ encodes subject i 's prognostic characteristics, $A_i \in \mathcal{A} = \{-1, +1\}$ a binary treatment, and $Y_i \in \mathbb{R}$ an outcome of interest. Let $f(\cdot) : \mathcal{X} \mapsto \mathbb{R}$ be a discriminant function such that the sign of $f(\cdot)$ yields the desired treatment rule. Let $\mu(1, \mathbf{X}) = \mathbb{E}[Y(1) \mid \mathbf{X}] = \mathbb{E}[Y \mid A = 1, \mathbf{X}]$ and $\mu(-1, \mathbf{X}) = \mathbb{E}[Y(-1) \mid \mathbf{X}] = \mathbb{E}[Y \mid A = -1, \mathbf{X}]$ denote the average potential outcomes conditional on \mathbf{X} in each arm, and $C(\mathbf{X}) = \mu(1, \mathbf{X}) - \mu(-1, \mathbf{X})$ the *conditional average treatment effect*, or CATE, following the notation in Zhang et al. (2012a).

The value function of a particular rule $f(\cdot)$ is defined to be $V(f) = \mathbb{E}[Y(\text{sgn}\{f(\mathbf{X})\})]$. An optimal rule is the one that maximizes $V(f)$ among a class of functions \mathcal{F} , or equivalently minimizes the following risk:

$$\mathcal{R}(f) = \mathbb{E} [|C(\mathbf{X})| \cdot \mathbb{1}\{\text{sgn}\{C(\mathbf{X})\} \neq \text{sgn}\{f(\mathbf{X})\}\}], \quad (1)$$

where $\text{sgn}(x) = 1, \forall x > 0$ and -1 otherwise.

Let $B_i = \text{sgn}\{C(\mathbf{X}_i)\}$ be a latent class label that assigns $+1$ to subject i if she would benefit from the treatment and -1 otherwise. If a correct treatment decision is made, i.e., $\text{sgn}\{f(\mathbf{X}_i)\} = \text{sgn}\{C(\mathbf{X}_i)\}$, there is no loss incurred; otherwise, the decision is not optimal and the corresponding loss has magnitude $W_i = |C(\mathbf{X}_i)|$. In this way, the optimal ITR estimation problem is recast as a weighted classification problem whose expected weighted misclassification error is specified in (1). In a typical classification problem, the training data contain class labels and weights. In the context of ITR estimation problems, the contrast function $C(\mathbf{X}_i)$ for subject i is first estimated from data, say as $\hat{C}(\mathbf{X}_i)$, and the associated label and weight are then constructed accordingly: $\hat{B}_i = \text{sgn}\{\hat{C}(\mathbf{X}_i)\}$ and $\hat{W}_i = |\hat{C}(\mathbf{X}_i)|$. To summarize, the original data $\{(\mathbf{X}_i, A_i, Y_i), i = 1, \dots, n\}$ are transformed into $\{(\mathbf{X}_i, \hat{B}_i, \hat{W}_i), i = 1, \dots, n\}$, and a standard classification routine is then applied to this derived dataset in order to estimate a function $f(\cdot) \in \mathcal{F}$ that minimizes $\mathcal{R}(f)$. This framework, as discussed in more detail in Zhang et al. (2012a), covers many popular ITR methodologies. Notably, the popular *outcome weighted learning* (OWL) approach (Zhao et al., 2012) is a particular instance of this general framework, where $C(\mathbf{X})$ is estimated via an inverse probability weighted estimator (IPWE) and a support vector machine (SVM) is used to perform classification.

One critical task in estimating optimal ITRs from this classification perspective is to estimate well the contrast $C(\mathbf{X})$. With a known propensity score as in a randomized control trial, an inverse probability weighted estimator (IPWE) can be used to unbiasedly estimate $C(\mathbf{X})$. However, this task becomes much more challenging when data

come from observational studies. A key assumption in drawing causal inference from observational data is the so-called *treatment ignorability* assumption (Rosenbaum and Rubin, 1983), also known as the *no unmeasured confounding assumption* (henceforth NUCA) (Robins, 1992), or *treatment exogeneity* (Imbens, 2004). A version of the no unmeasured confounding assumption states that

$$F(Y(1), Y(-1) \mid A = a, \mathbf{X} = \mathbf{x}) = F(Y(1), Y(-1) \mid \mathbf{X} = \mathbf{x}), \forall (a, \mathbf{x}),$$

where $F(\cdot)$ denotes the cumulative distribution function. In words, the treatment assignment is effectively randomized within strata formed by observed covariates. However, when the NUCA fails, the conditional average treatment effect *may not* be unbiasedly estimated from observed data as $\mathbb{E}[Y(1) \mid \mathbf{X}]$ is not necessarily equal to $\mathbb{E}[Y \mid A = 1, \mathbf{X}]$.

2.2. Instrumental Variables: Assumptions and Partial Identification

An instrumental variable is a useful tool to estimate the treatment effect when the treatment and outcome are believed to be confounded by unmeasured confounders. We consider the potential outcome framework that formalizes an IV as in Angrist et al. (1996). Let $Z_i \in \{-1, +1\}$ be a binary IV associated with subject i , and \mathbf{Z} a length- n vector containing all IV assignments. Let $A_i(\mathbf{Z})$ be the indicator of whether subject i would receive the treatment or not under IV assignment \mathbf{Z} , \mathbf{A} a length- n vector of treatment assignment status with $A_i(\mathbf{Z})$ being the i th entry, and $Y_i(\mathbf{Z}, \mathbf{A})$ the outcome of subject i under IV assignment \mathbf{Z} and treatment assignment \mathbf{A} . We assume that the following *core* IV assumptions hold (Angrist et al., 1996):

- (IV.A1) Stable Unit Treatment Value Assumption (SUTVA): $Z_i = Z'_i$ implies $A_i(\mathbf{Z}) = A_i(\mathbf{Z}')$; $Z_i = Z'_i$ and $A_i = A'_i$ together imply $Y_i(\mathbf{Z}, \mathbf{A}) = Y_i(\mathbf{Z}', \mathbf{A}')$.
- (IV.A2) Positive correlation between IV and treatment: $P(A = 1 \mid Z = 1, \mathbf{X} = \mathbf{x}) > P(A = 1 \mid Z = -1, \mathbf{X} = \mathbf{x})$ for all \mathbf{x} .
- (IV.A3) Exclusion restriction (ER): $Y_i(\mathbf{Z}, \mathbf{A}) = Y_i(\mathbf{Z}', \mathbf{A})$ for all $\mathbf{Z}, \mathbf{Z}', \mathbf{A}$.
- (IV.A4) IV unconfoundedness conditional on \mathbf{X} : $Z \perp\!\!\!\perp A(z), Y(z, a) \mid \mathbf{X}$ for $z \in \{-1, +1\}$ and $a \in \{-1, +1\}$.

These four core IV assumptions do not allow point identification of the average treatment effect (ATE); however, they lead to the well-known Balke-Pearl bound on the ATE for a binary outcome Y (Balke and Pearl, 1997). See Swanson et al. (2018) for other (possibly weaker) versions of assumptions that lead to the same Balke-Pearl bound. For a continuous but bounded outcome, Manski and Pepper (2000) derived a nonparametric bound under the monotone instrumental variable assumption. Additional assumptions are typically needed to tighten these bounds or to identify the treatment effect in an identifiable subgroup or the entire population.

In a binary IV analysis, a subject belongs to one of the four compliance classes: 1) an always-taker if $\{A(1), A(-1)\} = (1, 1)$; 2) a complier if $\{A(1), A(-1)\} = (1, -1)$; 3) a never-taker if $\{A(1), A(-1)\} = (-1, -1)$; 4) a defier if $\{A(1), A(-1)\} = (-1, 1)$. When the outcome is binary and the proportion of defiers is known, Richardson and Robins

(2010) discussed how to bound the ATE among all four compliance classes as a function of the defier proportion. An important instance is when there is no defiers and a valid IV can be used to identify the *local average treatment effect*, i.e., the average treatment effect among compliers, as shown in the seminal work by Angrist et al. (1996).

The fundamental limitation of an IV analysis is that even a valid IV provides *no* information regarding the counterfactual outcomes of always-takers and never-takers: we simply do not have information about what would happen had always-takers been forced to forgo the treatment, and never-takers had they been forced to accept the treatment. This suggests another strategy to further bound the population average treatment effect by setting bounds to $\mathbb{E}[Y(-1) \mid \text{always-takers}]$ and $\mathbb{E}[Y(1) \mid \text{never-takers}]$. Swanson et al. (2018) contains a detailed account of various proposals on how to set these bounds. Some versions of IV identification assumptions, for instance those established in Wang and Tchetgen Tchetgen (2018), would allow a valid IV to *point identify* the population average treatment effect. Estimating optimal treatment rules when the CATE can be point identified using a valid IV is studied in Cui and Tchetgen Tchetgen (2020) and Qiu et al. (2020), and is not the focus of the current paper, although it is a special case of our general framework. The rest of this article focuses on how to estimate useful individualized treatment rules when an IV only partially identifies the CATE, possibly under various IV-specific identification assumptions.

2.3. Estimating Optimal ITR with an IV from a Partial Identification Perspective

We now describe a general framework of approaching the problem of estimating optimal treatment rules using a valid IV in observational studies. Suppose that we have i.i.d data $\{(\mathbf{X}_i, Z_i, A_i, Y_i), i = 1, \dots, n\}$ with a binary IV Z_i , binary treatment A_i , observed covariates $\mathbf{X}_i \in \mathbb{R}^d$, and outcome of interest $Y_i \in \mathbb{R}$. Let \mathcal{C} denote a set of IV identification assumptions and $I_i = [L(\mathbf{X}_i), U(\mathbf{X}_i)] \ni C(\mathbf{X}_i)$ a partial identification interval of the conditional average treatment effect $C(\mathbf{X}_i)$ associated with subject i under \mathcal{C} . We view each subject as belonging to one of the following three latent classes (with class label B_i):

- (a) $B_i = +1$ if $I_i > \Delta$ in the sense that $x > \Delta, \forall x \in I_i$;
- (b) $B_i = -1$ if $I_i < \Delta$ in the sense that $x < \Delta, \forall x \in I_i$;
- (c) $B_i = \text{NA}$ if $\Delta \in I_i$.

In words, the class $B = +1$ consists of those who would benefit at least Δ from the treatment, $B = -1$ those who would not benefit more than Δ , and $B = \text{NA}$ those for whom the putative IV and the set of identification assumptions \mathcal{C} together cannot assert that subject i would benefit at least Δ from the treatment or not. We will refer to subjects with $B_i \in \{-1, +1\}$ as labeled subjects and $B_i = \text{NA}$ unlabeled.

REMARK 1. We let Δ denote a margin of practical relevance. In many ITR settings, the treatment may only do harm (or good), and we would recommend taking/not taking the treatment only when the margin is large. In our application, a high-level NICU might never do harm to mothers and preemies compared to a low-level NICU; however, given the limited capacity of high level NICUs and long travel times for some mothers

to a high level NICUs, it may be more reasonable for mothers and their newborns to be sent to the nearest NICU, unless a high-level NICU is *significantly* better in reducing the mortality. This trade-off is reflected by the margin Δ set according to expert knowledge. One can always let $\Delta = 0$ and the problem is reduced to the more familiar setting.

In practice, I_i is estimated from the observed data, say as \widehat{I}_i , and B_i is constructed accordingly, say as \widehat{B}_i . Consider the derived dataset $\mathcal{D} = \{(\mathbf{X}_i, \widehat{I}_i, \widehat{B}_i), i = 1, \dots, n\}$. Write

$$\mathcal{D} = \mathcal{D}_l \cup \mathcal{D}_{ul} = \{(\mathbf{X}_i, \widehat{I}_i, \widehat{B}_i), i = 1, \dots, l\} \cup \{(\mathbf{X}_i, \widehat{I}_i), i = l + 1, \dots, n\},$$

where l subjects in \mathcal{D}_l have labels $\widehat{B}_i \in \{-1, +1\}$, and $u = n - l$ subjects in \mathcal{D}_{ul} are unlabeled. Our goal is to still learn an “optimal” treatment rule $f(\cdot)$ such that some properly defined misclassification error is minimized.

3. Examples of Partial Identification Bounds for a Binary Outcome

3.1. Balke-Pearl Bound

Assume that the four core IV assumptions (IV.A1 - IV.A4) stated in Section 2.2 hold within strata formed by observed covariates, i.e.,

$$\mathcal{C}_{BP} = \{\text{IV.A1 - IV.A4 hold within strata of } \mathbf{X}\}.$$

The Balke-Pearl bounds state that the conditional average treatment effect $C(\mathbf{X})$ is lower bounded by (Balke and Pearl, 1997; Cui and Tchetgen Tchetgen, 2020):

$$L(\mathbf{X}) = \max \left\{ \begin{array}{l} p_{-1,-1|-1,\mathbf{X}} + p_{1,1|1,\mathbf{X}} - 1 \\ p_{-1,-1|1,\mathbf{X}} + p_{1,1|1,\mathbf{X}} - 1 \\ p_{1,1|-1,\mathbf{X}} + p_{-1,-1|1,\mathbf{X}} - 1 \\ p_{-1,-1|-1,\mathbf{X}} + p_{1,1|-1,\mathbf{X}} - 1 \\ 2p_{-1,-1|-1,\mathbf{X}} + p_{1,1|-1,\mathbf{X}} + p_{1,-1|1,\mathbf{X}} + p_{1,1|1,\mathbf{X}} - 2 \\ p_{-1,-1|-1,\mathbf{X}} + 2p_{1,1|-1,\mathbf{X}} + p_{-1,-1|1,\mathbf{X}} + p_{-1,1|1,\mathbf{X}} - 2 \\ p_{1,-1|-1,\mathbf{X}} + p_{1,1|-1,\mathbf{X}} + 2p_{-1,-1|1,\mathbf{X}} + p_{1,1|1,\mathbf{X}} - 2 \\ p_{-1,-1|-1,\mathbf{X}} + p_{-1,1|-1,\mathbf{X}} + p_{-1,-1|1,\mathbf{X}} + 2p_{1,1|1,\mathbf{X}} - 2 \end{array} \right\}, \quad (2)$$

and upper bounded by

$$U(\mathbf{X}) = \min \left\{ \begin{array}{l} 1 - p_{1,-1|-1,\mathbf{X}} - p_{-1,1|1,\mathbf{X}} \\ 1 - p_{-1,1|-1,\mathbf{X}} - p_{1,-1|1,\mathbf{X}} \\ 1 - p_{-1,1|-1,\mathbf{X}} - p_{1,-1|-1,\mathbf{X}} \\ 1 - p_{-1,1|1,\mathbf{X}} - p_{1,-1|1,\mathbf{X}} \\ 2 - 2p_{-1,1|-1,\mathbf{X}} - p_{1,-1|-1,\mathbf{X}} - p_{1,-1|1,\mathbf{X}} - p_{1,1|1,\mathbf{X}} \\ 2 - p_{-1,1|-1,\mathbf{X}} - 2p_{1,-1|-1,\mathbf{X}} - p_{-1,-1|1,\mathbf{X}} - p_{-1,1|1,\mathbf{X}} \\ 2 - p_{1,-1|-1,\mathbf{X}} - p_{1,1|-1,\mathbf{X}} - 2p_{-1,-1|1,\mathbf{X}} - p_{1,-1|1,\mathbf{X}} \\ 2 - p_{-1,-1|-1,\mathbf{X}} - p_{-1,1|-1,\mathbf{X}} - p_{-1,1|1,\mathbf{X}} - 2p_{1,-1|1,\mathbf{X}} \end{array} \right\}, \quad (3)$$

where $p_{y,a|z,\mathbf{X}}$ is a shorthand for $P(Y = y, A = a | Z = z, \mathbf{X})$. Note that all conditional probabilities $\{P(Y = y, A = a | Z = z, \mathbf{X} = \mathbf{x}), y = \pm 1, a = \pm 1, z = \pm 1\}$ can in

principle be nonparametrically identified. In practice, we may estimate them by re-coding $2 \times 2 = 4$ combinations of $Y \in \{-1, +1\}$ and $A \in \{-1, +1\}$ as four categories and fitting a flexible and expressive multi-class classification routine, e.g., random forests (Breiman, 2001).

3.2. Bounds as in Siddique (2013)

Siddique (2013) considers an assumption (in addition to four core IV assumptions) that limits treatment heterogeneity in the following way:

(IV.A5) Correct Non-Compliant Decision:

$$\begin{aligned} \mathbb{E}[Y(1) \mid A = 1, Z = -1] - \mathbb{E}[Y(-1) \mid A = -1, Z = -1] &\geq 0, \\ \mathbb{E}[Y(-1) \mid A = -1, Z = 1] - \mathbb{E}[Y(1) \mid A = -1, Z = 1] &\geq 0. \end{aligned}$$

In words, this assumption states that for those who take a treatment different from the encouragement (i.e., $A \neq Z$), their decisions are on average favorable. Under the four core IV assumptions and this extra assumption, the bound on ATE can be further tightened. Let

$$\mathcal{C}_{\text{Sid}} = \{\text{IV.A1 - IV.A4 plus IV.A5 hold within strata of } \mathbf{X}\}.$$

Under IV identification set \mathcal{C}_{Sid} , the conditional average treatment effect is lower bounded by (Siddique, 2013; Swanson et al., 2018):

$$L(\mathbf{X}) = \max \left\{ \begin{array}{l} p_{1,1|1,\mathbf{X}} + p_{1,-1|1,\mathbf{X}} \\ p_{1,1|-1,\mathbf{X}} \end{array} \right\} - \min \left\{ \begin{array}{l} p_{1,-1|-1,\mathbf{X}} + p_{1|-1,\mathbf{X}} \\ p_{1,-1|1,\mathbf{X}} + p_{1|1,\mathbf{X}} \end{array} \right\}, \quad (4)$$

and upper bounded by

$$U(\mathbf{X}) = \min \left\{ \begin{array}{l} p_{1,1|1,\mathbf{X}} + p_{-1|1,\mathbf{X}} \\ p_{1,1|-1,\mathbf{X}} + p_{-1|-1,\mathbf{X}} \end{array} \right\} - \max \left\{ \begin{array}{l} p_{1,-1|-1,\mathbf{X}} + p_{1,1|-1,\mathbf{X}} \\ p_{1,-1|1,\mathbf{X}} \end{array} \right\}, \quad (5)$$

where $p_{y,a|z,\mathbf{X}}$ again stands for $P(Y = y, A = a \mid Z = z, \mathbf{X})$, and $p_{a|z,\mathbf{X}}$ is a shorthand for $P(A = a \mid Z = z, \mathbf{X})$. Observe that $P(A = a \mid Z = z, \mathbf{X}) = \sum_{y \in \{0,1\}} P(Y = y, A = a \mid Z = z, \mathbf{X})$, and we can again estimate the lower bound and upper bound by estimating $\{P(Y = y, A = a \mid Z = z, \mathbf{X} = \mathbf{x}), y = \pm 1, a = \pm 1, z = \pm 1\}$.

REMARK 2 (ASSUMPTION SET \mathcal{C}). There are many other IV identification assumptions that help reduce the length of partial identification intervals in one way or another. Again, we would refer readers to Baiocchi et al. (2014) and Swanson et al. (2018) for bounds other than those considered above. We would like to point out that IV identification assumptions are typically not verifiable (although they might lead to testable implications), and depend largely on expert knowledge. Moreover, certain assumptions may be inappropriate in the context of ITR estimation problems, e.g., assumptions that largely restrict treatment heterogeneity, and should be made with caution.

REMARK 3 (CONTINUOUS BUT BOUNDED Y). When Y is continuous, partial identification bounds on Y require additional assumptions that bound the support of Y . In Supplementary Material A, we further review assumptions and partial identification results that allow a valid IV to partially identify the counterfactual mean (and hence the ATE and CATE) of a continuous but bounded outcome.

4. An IV-Partial Identification Learning (IV-PILE) Approach to Estimating Optimal ITRs: IV-Optimality, Risk, and Optimization

4.1. IV-Optimality

Without loss of generality, we assume $\Delta = 0$. Let $f(\cdot) : \mathcal{X} \mapsto \mathbb{R}$ be a discriminant function and $\text{sgn}\{f(\cdot)\}$ a decision rule to be learned. Recall that the risk function to be minimized in an ITR estimation problem is

$$\mathcal{R}(f) = \mathbb{E} [|C(\mathbf{X})| \cdot \mathbb{1}\{\text{sgn}\{f(\mathbf{X})\} \neq \text{sgn}\{C(\mathbf{X})\}\}].$$

As has been argued extensively, this optimal rule is in general *not* identifiable when the collected observed covariates \mathbf{X} cannot adequately address the confounding between the treatment and outcome.

To proceed, we define a new notion of optimality and a new estimand to target.

DEFINITION 1 (IV-OPTIMALITY). A treatment rule $f(\cdot) \in \mathcal{F}$ is said to be IV-optimal if it is *optimal with respect to the putative IV and assumption set* \mathcal{C} in the following sense:

$$\begin{aligned} f &= \underset{f \in \mathcal{F}}{\text{argmin}} \mathcal{R}_{\text{upper}}(f; L(\cdot), U(\cdot)) \\ &= \underset{f \in \mathcal{F}}{\text{argmin}} \mathbb{E} \left[\sup_{C'(\mathbf{X}) \in [L(\mathbf{X}), U(\mathbf{X})]} |C'(\mathbf{X})| \cdot \mathbb{1}\{\text{sgn}\{f(\mathbf{X})\} \neq \text{sgn}\{C'(\mathbf{X})\}\} \right], \end{aligned}$$

where $[L(\mathbf{X}), U(\mathbf{X})]$ is the partial identification interval under the putative IV and identification assumption set \mathcal{C} .

Proposition 1 asserts that $\mathbb{E}[\cdot]$ and sup operators in Definition 1 are exchangeable.

PROPOSITION 1.

$$\begin{aligned} f &= \underset{f \in \mathcal{F}}{\text{argmin}} \mathbb{E} \left[\sup_{C'(\mathbf{X}) \in [L(\mathbf{X}), U(\mathbf{X})]} |C'(\mathbf{X})| \cdot \mathbb{1}\{\text{sgn}\{f(\mathbf{X})\} \neq \text{sgn}\{C'(\mathbf{X})\}\} \right] \\ &= \underset{f \in \mathcal{F}}{\text{argmin}} \sup_{C'(\cdot): L \preceq C' \preceq U} \mathcal{R}(f; C'(\cdot)), \end{aligned}$$

where $f_1 \preceq f_2$ denotes $f_1(\mathbf{x}) \leq f_2(\mathbf{x})$ for all \mathbf{x} .

PROOF. All proofs in the article are in Supplementary Materials C, D and E.

REMARK 4. The risk function $\mathcal{R}_{\text{upper}}(f; L(\cdot), U(\cdot))$ considered in Definition 1 represents the expected worst-case weighted misclassification error among all $C'(\mathbf{X})$ compatible with $L(\mathbf{X})$ and $U(\mathbf{X})$ informed by the putative IV and IV identification assumptions. $\mathcal{R}_{\text{upper}}(f; L(\cdot), U(\cdot))$ is a natural upper bound on the risk $\mathcal{R}(f)$. Proposition 1 further shows that f in Definition 1 can be understood as a *min-max* estimate.

REMARK 5. When $C(\cdot) = L(\cdot) = U(\cdot)$, $\mathcal{R}_{\text{upper}}(f)$ would reduce to $\mathcal{R}(f)$, and IV-optimality reduces to the usual notation of optimality considered in Zhang et al. (2012a), Zhao et al. (2012), Cui and Tchetgen Tchetgen (2020), and Qiu et al. (2020).

This new optimality criterion has at least three desirable features. First, it is always well-defined for any valid IV and under minimal IV identification assumptions. Second, it facilitates using IV identification assumptions as “leading cases, not truths” (Tukey, 1986, Page 72). According to Tukey, a statistical procedure is “safe” if it is valid in a wide range of scenarios. The statistical procedure targeting the “IV-optimal” rule is therefore “safe” in the sense that the estimand is well-defined and can be learned under a *wide range* of IV identification assumptions and mild modeling assumptions. In sharp contrast, Cui and Tchetgen Tchetgen (2020) and Qiu et al. (2020) aimed at learning the *optimal* ITR with an IV; though the optimal ITR is always well-defined, it *cannot* be learned even with a valid IV unless some often stringent IV identification assumptions are met. Third and perhaps most importantly, the notion of “IV-optimality” leaves to IV identification assumptions “the task of stringency” (Tukey, 1986, Page 72), and captures the intuition that the quality of the estimated ITR should depend on the quality of the instrumental variable. According to Definition 1 and Proposition 1, an “IV-optimal” ITR is more stringent, in the sense that it is “closer” to the true underlying optimal ITR and has smaller risk and better generalization performance if the putative IV together with IV identification assumptions can help narrow down the partial identification intervals. This is the case, for instance, when the putative IV is a very strong one and the compliance rate is very high, or when assumptions in addition to the core IV assumptions, e.g., the correct non-compliant decision assumption (IV.A5), apply to the putative IV. We study more closely the risk of an IV-optimal ITR in Section 4.2.

REMARK 6 (MULTIPLE IVS AND WEAK IVS). In many empirical studies, researchers have multiple putative IVs, e.g., excess tuition *and* excess distance in a study of the effect of community college on educational attainment (Rouse, 1995), and it is often unclear which one of these IVs, or if any of them, satisfies the point identification assumptions required in Cui and Tchetgen Tchetgen (2020) and Qiu et al. (2020) to identify the optimal ITR. However, these multiple IVs can be used to estimate their respective “IV-optimal” ITRs, possibly under different, IV-specific, identification assumptions, and the quality of each resulting “IV-optimal” ITR depends on how much each of these multiple IVs can narrow down the partial identification intervals and pinpoint the CATE. Multiple IVs can even be combined into a single stronger IV, and this stronger IV is likely to yield an “IV-optimal” ITR that is more stringent and has better generalization performance compared to using any of the multiple IVs alone. On the other hand, if researchers only have a very weak IV, the corresponding partial identification intervals may be excessively long and non-informative, and as a result, the “IV-optimal” ITR may be far from the optimal ITR in its generalization performance. Indeed, with a weak IV, researchers should expect little information to be learned about the treatment effect and perhaps the wisest thing to do is switching to a stronger IV.

REMARK 7. Although not the primary focus of this paper, one can directly minimize the expectation in Definition 1 in a pointwise manner by estimating $L(\mathbf{X})$ and $U(\mathbf{X})$, just like one can estimate $C(\mathbf{X})$ and then take $\text{sgn}\{\widehat{C}(\mathbf{X})\}$ to be the estimated optimal ITR in non-IV settings. These methods are called *indirect methods* in the literature as they indirectly specify the form of the optimal ITR through postulated models for various aspects of $C(\mathbf{X})$ in non-IV settings (Zhao et al., 2019), and $L(\mathbf{X})$ and $U(\mathbf{X})$

in our setting. In Supplementary Material G, we construct simple plug-in estimators for an IV-optimal ITR based on this idea, and prove that this straightforward plug-in estimator is in fact minimax optimal. We pursue a classification perspective as in Zhang et al. (2012a) and Zhao et al. (2012) here rather than the indirect methods because of the following consideration. In many practical scenarios, we would like to have control over the complexity of the estimated ITR. This in general cannot be fulfilled by indirect methods unless we specify some simple models to estimate $L(\mathbf{X})$ and $U(\mathbf{X})$ in the first place; however, $L(\mathbf{X})$ and $U(\mathbf{X})$ are unlikely to admit simple parametric forms in our settings as they are complicated combinations of maxima and/or minima of many conditional probabilities (see Section 3). On the other hand, if we use flexible machine learning tools to estimate conditional probabilities involved in $L(\mathbf{X})$ and $U(\mathbf{X})$, the corresponding ITR is often complicated and lacks interpretability. It may also suffer from the problem of overfitting (Zhao et al., 2012; Wang et al., 2016; Zhao et al., 2019). These considerations motivate us to adopt the classification perspective as in Zhang et al. (2012a) and Zhao et al. (2012). A great appeal of the classification perspective is that by decoupling the task of estimating $L(\mathbf{X})$ and $U(\mathbf{X})$ from that of estimating the IV-optimal rule, the estimated ITR no longer suffers from the aforementioned problems. In principle, one can leverage flexible machine learning tools to estimate relevant conditional probabilities and hence $L(\mathbf{X})$ and $U(\mathbf{X})$, while still learning a parsimonious IV-optimal ITR within a pre-specified function class, e.g., the class of linear functions.

4.2. Bayes Decision Rule and Bayes Risk

Define the *Bayes risk* $\mathcal{R}_{\text{upper}}^* = \inf_f \mathcal{R}_{\text{upper}}(f)$, where infimum is taken over all measurable functions. A decision rule f is called a *Bayes decision rule* if it attains the Bayes risk, i.e., $\mathcal{R}_{\text{upper}}(f^*) = \mathcal{R}_{\text{upper}}^*$. Proposition 2 gives a representation of the Bayes decision rule.

PROPOSITION 2. Consider the risk function $\mathcal{R}_{\text{upper}}(f)$ defined in Definition 1. Let $\eta(\mathbf{x}) = |U(\mathbf{x})| \cdot \mathbb{1}\{L(\mathbf{x}) > 0\} - |L(\mathbf{x})| \cdot \mathbb{1}\{U(\mathbf{x}) < 0\} + (|U(\mathbf{x})| - |L(\mathbf{x})|) \cdot \mathbb{1}\{[L(\mathbf{x}), U(\mathbf{x})] \ni 0\}$.

Consider a decision rule $f^*(\mathbf{x})$ such that

$$\text{sgn}\{f^*(\mathbf{x})\} = \text{sgn}\{\eta(\mathbf{x})\} = \begin{cases} +1, & \text{if } \eta(\mathbf{x}) \geq 0, \\ -1, & \text{if } \eta(\mathbf{x}) < 0. \end{cases}$$

Let $\mathcal{R}_{\text{upper}}^* = \mathcal{R}_{\text{upper}}(f^*)$. f^* is the Bayes decision rule and $\mathcal{R}_{\text{upper}}^*$ is the Bayes risk such that

$$\mathcal{R}_{\text{upper}}(f) \geq \mathcal{R}_{\text{upper}}^*, \forall f \text{ measurable.}$$

Proposition 3 further derives the excess risk of a measurable decision rule f .

PROPOSITION 3. For any measurable decision rule f , its excess risk is

$$\mathcal{R}_{\text{upper}}(f) - \mathcal{R}_{\text{upper}}^* = \mathbb{E} [\mathbb{1}\{\text{sgn}\{f(\mathbf{X})\} \neq \text{sgn}\{f^*(\mathbf{X})\}\} \cdot |\eta(\mathbf{X})|],$$

where $\eta(\mathbf{x})$ is defined in Proposition 2.

4.3. Risk of IV-Optimal Rules

An IV-optimal rule targets $\mathcal{R}_{\text{upper}}$. What can be said about the risk of an IV-optimal rule? Proposition 4 provides insight into this important question.

PROPOSITION 4 (RISK OF IV-OPTIMAL RULES).

(a) For any measurable f , we have

$$0 \leq \mathcal{R}_{\text{upper}}(f) - \mathcal{R}(f) \leq \mathbb{E}[U(\mathbf{X}) - L(\mathbf{X})].$$

(b) Let f^* be the Bayes decision rule targeting $\mathcal{R}_{\text{upper}}$ in Proposition 2 such that $\mathcal{R}_{\text{upper}}^* = \mathcal{R}_{\text{upper}}(f^*)$. The risk of f^* satisfies

$$\begin{aligned} \mathcal{R}(f^*) &= \mathbb{E}[|C(\mathbf{X})| \cdot \mathbb{1}\{\text{sgn}\{C(\mathbf{X})\} \neq \text{sgn}\{f^*(\mathbf{X})\}\}] \\ &\leq \mathbb{E} \left[\underbrace{\mathbb{1}\{L(\mathbf{X}) < 0 < U(\mathbf{X})\}}_{\text{I}} \cdot \underbrace{\{U(\mathbf{X}) - L(\mathbf{X})\}}_{\text{II}} \cdot \underbrace{\left\{\frac{1 - \rho(\mathbf{X}; U, L)}{2}\right\}}_{\text{III}} \cdot \underbrace{\mathbb{1}\{\rho^c(\mathbf{X}; U, L, C) > \rho(\mathbf{X}; U, L)\}}_{\text{IV}} \right], \end{aligned}$$

$$\text{where } \rho(\mathbf{x}; U, L) = \frac{|U(\mathbf{x}) + L(\mathbf{x})|/2}{|U(\mathbf{x}) - L(\mathbf{x})|/2} \text{ and } \rho^c(\mathbf{x}; U, L, C) = \left| \frac{C(\mathbf{x}) - (U(\mathbf{x}) + L(\mathbf{x}))/2}{|U(\mathbf{x}) - L(\mathbf{x})|/2} \right|.$$

The first part of Proposition 4 states that for any decision rule f , $\mathcal{R}_{\text{upper}}(f)$ is no larger than the risk $\mathcal{R}(f)$ by a margin of $\mathbb{E}[U(\mathbf{X}) - L(\mathbf{X})]$. From this result, it is transparent that as $U(\mathbf{x})$ converges uniformly to $L(\mathbf{x})$, the gap between $\mathcal{R}_{\text{upper}}(f)$ and $\mathcal{R}(f)$ goes to 0 uniformly in f .

The second part of the proposition further states that if f^* is a Bayes decision rule for $\mathcal{R}_{\text{upper}}$ that attains the Bayes risk $\mathcal{R}_{\text{upper}}^*$, its generalization error $\mathcal{R}(f^*)$ is upper bounded by the expectation of the product of four terms, each of which bears its own meaning. Fix $\mathbf{x} \in \mathcal{X}$ and the partial identification interval $[L(\mathbf{x}), U(\mathbf{x})]$. The first term I = $\mathbb{1}\{L(\mathbf{x}) < 0 < U(\mathbf{x})\}$ measures if the interval $[L(\mathbf{x}), U(\mathbf{x})]$ covers 0. If $[L(\mathbf{x}), U(\mathbf{x})]$ does not cover 0, such an \mathbf{x} would not contribute to the risk of f^* . The second term II = $U(\mathbf{x}) - L(\mathbf{x})$ measures the length of the interval. Not surprisingly, if the interval $[L(\mathbf{x}), U(\mathbf{x})]$ covers 0, the narrower it is, the less it would contribute to the risk of f^* . The third term III = $\{1 - \rho(\mathbf{x}; U, L)\}/2$ measures how symmetric $[L(\mathbf{x}), U(\mathbf{x})]$ is about 0. Suppose that $[L(\mathbf{x}), U(\mathbf{x})]$ is such that $L(\mathbf{x}) < 0 < U(\mathbf{x})$, i.e., $[L(\mathbf{x}), U(\mathbf{x})]$ covers 0 (the first term I is 1) and has a nontrivial interval length (the second term II is not 0). If $[L(\mathbf{x}), U(\mathbf{x})]$ is symmetric about 0, i.e., $L(\mathbf{x}) = -U(\mathbf{x})$, $\rho(\mathbf{x}; U, L)$ would attain its minimum at 0; on the other hand, $\rho(\mathbf{x}; U, L)$ could be arbitrarily close to 1 if either $L(\mathbf{x})$ is arbitrarily close to 0 from the left, or $U(\mathbf{x})$ is arbitrarily close to 0 from the right. In other words, $\rho(\mathbf{x}; U, L)$ (and hence the third term III) measures the skewness of the interval $[L(\mathbf{x}), U(\mathbf{x})]$ with respect to 0. The fourth term IV measures how symmetric $[L(\mathbf{x}), U(\mathbf{x})]$ is about $C(\mathbf{x})$, relative to how symmetric the interval is around 0. Observe that $\rho^c(\mathbf{x}; U, L, C)$ is analogous to $\rho(\mathbf{x}; U, L)$, except that $\rho^c(\mathbf{x}; U, L, C)$ measures the skewness of the interval $[L(\mathbf{x}), U(\mathbf{x})]$ with respect to $C(\mathbf{x})$. $\rho^c(\mathbf{x}; U, L, C)$ would attain its minimum at 0 if the interval is symmetric about $C(\mathbf{x})$, and its maximum at 1 if the interval barely covers $C(\mathbf{x})$, i.e., $L(\mathbf{x}) = C(\mathbf{x})$ or $U(\mathbf{x}) = C(\mathbf{x})$. Therefore, if the interval is more symmetric about $C(\mathbf{x})$ than it is about 0, the fourth term IV is 0;

otherwise, it is 1. To conclude, the risk of f^* is small if with high probability, the partial identification interval does not cover 0, is short in length, is asymmetric about 0, and is more symmetric about $C(\mathbf{x})$ than about 0. This upper bound on the risk of f^* can also be understood as the maximum gap between the generalization performance of f^* and an optimal ITR. Figure 1 summarizes the above discussion with a graphical illustration.

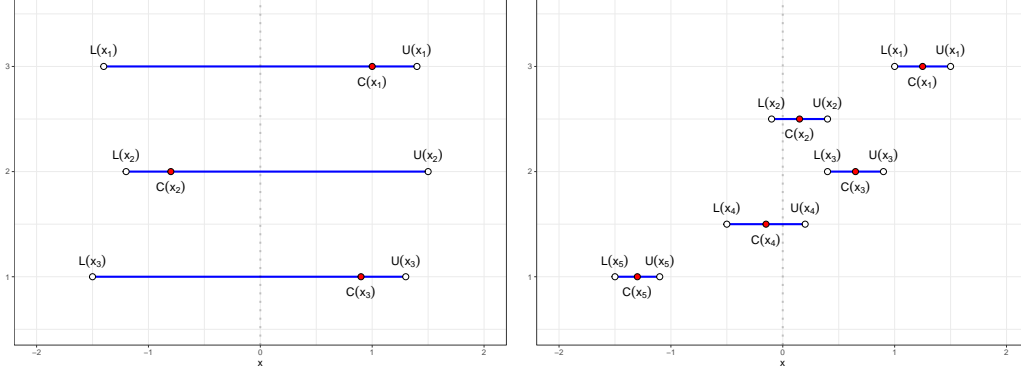


Fig. 1: An illustration of the second part of Proposition 4. The left panel plots a scenario when IV-optimal Bayes rule f_{Bayes}^* may have a large risk: partial identification intervals cover 0, are excessively long, symmetric about 0, and asymmetric about $C(\mathbf{x})$. The right panel plots a scenario with favorable generalization performance: many partial identification intervals avoid 0, are short in length, asymmetric about 0, and symmetric about $C(\mathbf{x})$.

4.4. Risk Decomposition, Structural Risk Minimization, and Surrogate Loss

The risk function $\mathcal{R}_{\text{upper}}(f)$ can be decomposed into two parts: $\mathcal{R}_{\text{label, upper}}(f)$, corresponding to the risk associated with the labeled part, and $\mathcal{R}_{\text{unlabel, upper}}(f)$, corresponding to that associated with the unlabeled part:

$$\begin{aligned}
 \mathcal{R}_{\text{upper}}(f) &= \mathbb{E} \left[\max_{C'(\mathbf{X}) \in [L(\mathbf{X}), U(\mathbf{X})]} |C'(\mathbf{X})| \cdot \mathbb{1}\{\text{sgn}\{f(\mathbf{X})\} \neq \text{sgn}\{C'(\mathbf{X})\}\} \right] \\
 &= \underbrace{\mathbb{E} [|U(\mathbf{X})| \cdot \mathbb{1}\{\text{sgn}\{f(\mathbf{X})\} \neq 1\} \cdot \mathbb{1}\{L(\mathbf{X}) > 0\}] + \mathbb{E} [|L(\mathbf{X})| \cdot \mathbb{1}\{\text{sgn}\{f(\mathbf{X})\} \neq -1\} \cdot \mathbb{1}\{U(\mathbf{X}) < 0\}] }_{\mathcal{R}_{\text{label, upper}}(f)} \\
 &+ \underbrace{\mathbb{E} \left[\max [|U(\mathbf{X})| \cdot \mathbb{1}\{\text{sgn}\{f(\mathbf{X})\} \neq 1\}, |L(\mathbf{X})| \cdot \mathbb{1}\{\text{sgn}\{f(\mathbf{X})\} \neq -1\}] \cdot \mathbb{1}\{[L(\mathbf{X}), U(\mathbf{X})] \ni 0\} \right]}_{\mathcal{R}_{\text{unlabel, upper}}(f)} \\
 &= \mathcal{R}_{\text{label, upper}}(f) + \mathcal{R}_{\text{unlabel, upper}}(f).
 \end{aligned} \tag{6}$$

REMARK 8. It may be tempting to replace $\max_{C'(\mathbf{x}) \in [L(\mathbf{x}), U(\mathbf{x})]}$ with $\min_{C'(\mathbf{x}) \in [L(\mathbf{x}), U(\mathbf{x})]}$ in Definition 1; however, the definition would then become vacuous as is easily seen from (6). Fix $\mathbf{x} \in \mathcal{X}$ such that $[L(\mathbf{x}), U(\mathbf{x})] \ni 0$. The risk conditional on \mathbf{x} is always minimized by letting

$\text{sgn}\{f(\mathbf{x})\} = \text{sgn}\{C'(\mathbf{x})\}$; however, since $[L(\mathbf{x}), U(\mathbf{x})] \ni 0$ and $C'(\mathbf{x}) \in [L(\mathbf{x}), U(\mathbf{x})]$, $\text{sgn}\{C'(\mathbf{x})\}$ can be either $+1$ or -1 , suggesting that the risk conditional on \mathbf{x} is always 0 no matter what value $f(\mathbf{x})$ takes on. In other words, $\mathcal{R}_{\text{unlabel, upper}}(f) = 0 \forall f$, with \max replaced with \min in (6), and unlabeled data become superfluous.

Decomposition (6) motivates estimating $f(\cdot) \in \mathcal{F}$ using the following structural risk minimization approach (Vapnik, 1992):

$$\begin{aligned} \hat{f}(\cdot) = \operatorname{argmin}_{f \in \mathcal{F}} & \sum_{i=1}^l \hat{U}(\mathbf{X}_i) \cdot \mathbb{1}\{\text{sgn}\{f(\mathbf{X}_i)\} \neq 1\} \cdot \mathbb{1}\{\hat{L}(\mathbf{X}_i) > 0\} \\ & + \{-\hat{L}(\mathbf{X}_i)\} \cdot \mathbb{1}\{\text{sgn}\{f(\mathbf{X}_i)\} \neq -1\} \cdot \mathbb{1}\{\hat{U}(\mathbf{X}_i) < 0\} \\ & + \sum_{i=l+1}^n \max \left[\hat{U}(\mathbf{X}_i) \cdot \mathbb{1}\{\text{sgn}\{f(\mathbf{X}_i)\} \neq 1\}, -\hat{L}(\mathbf{X}_i) \cdot \mathbb{1}\{\text{sgn}\{f(\mathbf{X}_i)\} \neq -1\} \right] \\ & + \frac{n\lambda_n}{2} \|f\|^2, \end{aligned} \quad (7)$$

where $[\hat{L}(\mathbf{X}_i), \hat{U}(\mathbf{X}_i)]$ is an estimated partial identification interval of $[L(\mathbf{X}_i), U(\mathbf{X}_i)]$, $\|\cdot\|$ denotes some norm of $f(\cdot)$, and λ_n is a possibly data-dependent tuning parameter that penalizes the norm of $f(\cdot)$ to reduce overfitting. For instance, if we assume that $f(\cdot)$ resides in a *reproducing kernel Hilbert space* (RKHS) $\mathcal{H}_{\mathcal{K}}$, then $\|\cdot\|$ corresponds to the norm associated with $\mathcal{H}_{\mathcal{K}}$. The complexity of $f(\cdot)$ is restricted by penalizing its norm.

It is well known in machine learning and optimization literature that directly minimizing the empirical risk as above is difficult due to the non-continuity and non-convexity of the indicator function, and it is customary to rewrite the loss function by replacing the *0-1-based loss* with a convex upper bound. Table 1 summarizes the original 0-1-based loss and our choice of surrogate loss corresponding to each $[L(\mathbf{x}), U(\mathbf{x})]$ configuration. Figure 1 in Supplementary Material B.1 further plots the original loss and the corresponding surrogate loss in each case. Observe that the surrogate loss is indeed a continuous convex upper bound of the original discontinuous loss function in all cases. Moreover, it can be shown that our designed surrogate loss function is continuous in both L and U values.

$[L(\mathbf{x}), U(\mathbf{x})]$	Original Loss	Surrogate Loss
$[L(\mathbf{x}), U(\mathbf{x})] > 0$	$ U(\mathbf{x}) \cdot \mathbb{1}\{\text{sgn}\{f(\mathbf{x})\} \neq 1\}$	$ U(\mathbf{x}) \cdot \{1 - f(\mathbf{x})\}^+$
$[L(\mathbf{x}), U(\mathbf{x})] < 0$	$ L(\mathbf{x}) \cdot \mathbb{1}\{\text{sgn}\{f(\mathbf{x})\} \neq -1\}$	$ L(\mathbf{x}) \cdot \{1 + f(\mathbf{x})\}^+$
$[L(\mathbf{x}), U(\mathbf{x})] \ni 0, U(\mathbf{x}) \geq L(\mathbf{x}) $	$\max\{U(\mathbf{x}) \cdot \mathbb{1}\{\text{sgn}\{f(\mathbf{x})\} \neq 1\}, -L(\mathbf{x}) \cdot \mathbb{1}\{\text{sgn}\{f(\mathbf{x})\} \neq -1\}\}$	$ L(\mathbf{x}) + (U(\mathbf{x}) - L(\mathbf{x})) \cdot \{1 - f(\mathbf{x})\}^+$
$[L(\mathbf{x}), U(\mathbf{x})] \ni 0, U(\mathbf{x}) < L(\mathbf{x}) $	$\max\{U(\mathbf{x}) \cdot \mathbb{1}\{\text{sgn}\{f(\mathbf{x})\} \neq 1\}, -L(\mathbf{x}) \cdot \mathbb{1}\{\text{sgn}\{f(\mathbf{x})\} \neq -1\}\}$	$ U(\mathbf{x}) + (L(\mathbf{x}) - U(\mathbf{x})) \cdot \{1 + f(\mathbf{x})\}^+$

Table 1: Original 0-1-based loss and the corresponding surrogate loss.

REMARK 9. When $[L(\mathbf{x}), U(\mathbf{x})] > 0$ or $[L(\mathbf{x}), U(\mathbf{x})] < 0$, the surrogate loss is a scaled hinge loss. When $[L(\mathbf{x}), U(\mathbf{x})] \ni 0$, the surrogate loss is a lifted and scaled hinge loss.

Let $\phi(x) = (1 - x)^+$. Under the surrogate loss, the objective function (7) becomes:

$$\begin{aligned} \hat{f}(\cdot) = \operatorname{argmin}_{f \in \mathcal{F}} & \sum_{i=1}^l \left[\hat{U}(\mathbf{X}_i) \cdot \phi\{f(\mathbf{X}_i)\} \cdot \mathbb{1}\{\hat{L}(\mathbf{X}_i) > 0\} + \{-\hat{L}(\mathbf{X}_i)\} \cdot \phi\{-f(\mathbf{X}_i)\} \cdot \mathbb{1}\{\hat{U}(\mathbf{X}_i) < 0\} \right] \\ & + \sum_{i=l+1}^n \left[\left[|\hat{L}(\mathbf{X}_i)| + (|\hat{U}(\mathbf{X}_i)| - |\hat{L}(\mathbf{X}_i)|) \cdot \phi\{f(\mathbf{X}_i)\} \right] \cdot \mathbb{1}\{|\hat{U}(\mathbf{X}_i)| \geq |\hat{L}(\mathbf{X}_i)|\} \right. \\ & \left. + \left[|\hat{U}(\mathbf{X}_i)| + (|\hat{L}(\mathbf{X}_i)| - |\hat{U}(\mathbf{X}_i)|) \cdot \phi\{-f(\mathbf{X}_i)\} \right] \cdot \mathbb{1}\{|\hat{L}(\mathbf{X}_i)| > |\hat{U}(\mathbf{X}_i)|\} \right] + \frac{n\lambda_n}{2} \|f\|^2. \end{aligned} \quad (8)$$

Let $\mathcal{R}_{\text{upper}}^h(f)$ denote the risk associated with the surrogate loss, f_h^* the Bayes decision rule that minimizes $\mathcal{R}_{\text{upper}}^h(f)$, and $\mathcal{R}_{\text{upper}}^{h,*}(f)$ the corresponding Bayes risk. Theorem 1 establishes a relationship between $\mathcal{R}_{\text{upper}}(f) - \mathcal{R}_{\text{upper}}^*$ and $\mathcal{R}_{\text{upper}}^h(f) - \mathcal{R}_{\text{upper}}^{h,*}$, so that we can transfer assessments of statistical error in terms of the excess risk $\mathcal{R}_{\text{upper}}^h(f) - \mathcal{R}_{\text{upper}}^{h,*}$ into assessments of error in terms of $\mathcal{R}_{\text{upper}}(f) - \mathcal{R}_{\text{upper}}^*$, the excess risk of genuine interest (Bartlett et al., 2006).

THEOREM 1. For any measurable function f , we have

$$\mathcal{R}_{\text{upper}}(f) - \mathcal{R}_{\text{upper}}^* \leq \mathcal{R}_{\text{upper}}^h(f) - \mathcal{R}_{\text{upper}}^{h,*}. \quad (9)$$

Theorem 1 reassures us that using the surrogate loss displayed in Table 1 does not hinder the search for a function that achieves the optimal Bayes risk $\mathcal{R}_{\text{upper}}^*$, and it is appropriate to employ surrogate-loss-based computationally efficient algorithms. In Supplementary Materials B.2 and B.3, we derive linear/nonlinear \hat{f} when $f(\cdot)$ is in a reproducing kernel Hilbert space and show that the associated optimization problem can be transformed into a particular instance of weighted SVM (Vapnik, 2013) and readily solved using standard solvers.

4.5. IV-PILE Algorithm

Before delving into theoretical properties, we summarize the IV-PILE algorithm in Algorithm 1.

5. Theoretical Results

5.1. IV-PILE Estimator via Sample Splitting

To facilitate theoretical analysis of the IV-PILE estimator, we study an alternative sample-splitting estimator that is very close to the IV-PILE estimator. Let I_1, I_2 denote an equal-size mutually exclusive random partition of indices $\{1, \dots, n\}$ such that $|I_1| \asymp |I_2| \asymp n/2$. Samples with indices in I_1 are used to construct estimates $\hat{L}(\mathbf{x})$ and $\hat{U}(\mathbf{x})$ for functions $L(\mathbf{x})$ and $U(\mathbf{x})$. We then plug \hat{L} and \hat{U} into expressions for the weight w and label e (see Algorithm 1 and Supplementary Material B.2) to construct $\hat{w}(\cdot)$ and $\hat{e}(\cdot)$, and use the other half of samples to obtain the following IV-PILE estimator:

$$\hat{f}_n^{\lambda_n} = \operatorname{argmin}_{f \in \mathcal{F}} \frac{1}{|I_2|} \sum_{i \in I_2} \hat{w}(\mathbf{X}_i) \cdot \{1 + \hat{e}(\mathbf{X}_i) \cdot f(\mathbf{X}_i)\}^+ + \frac{\lambda_n}{2} \|f\|^2.$$

Sample splitting here helps remove the dependence between estimating \hat{w} and \hat{e} and constructing the IV-PILE estimator, which in turn helps weaken the assumptions needed to establish convergence rate results by getting rid of the entropy conditions on $L(\mathbf{x})$ and $U(\mathbf{x})$'s function classes.

Algorithm 1: Pseudo Algorithm for IV-PILE

Input: $\{(\mathbf{X}_i, Z_i, A_i, Y_i), i = 1, \dots, n\}$ and IV identification assumption set \mathcal{C} ;

- o Obtain appropriate estimates of $L(\mathbf{X}_i)$ and $U(\mathbf{X}_i)$, denoted as \widehat{L}_i and \widehat{U}_i , under IV identification assumption set \mathcal{C} . Parametric models or more flexible and expressive estimators like random forests can be used.
- o Compute the label $\widehat{e}_i \in \{-1, +1\}$ associated with each observation:

$$\widehat{e}_i = \mathbb{1}\{\widehat{U}_i < 0\} - \mathbb{1}\{\widehat{L}_i > 0\} - \text{sgn}\{|\widehat{U}_i| - |\widehat{L}_i|\} \cdot \mathbb{1}\{[\widehat{L}_i, \widehat{U}_i] \ni 0\},$$

for $i = 1, \dots, n$;

- o Compute the weight \widehat{w}_i associated with each observation:

$$\widehat{w}_i = |\widehat{U}_i| \cdot \mathbb{1}\{\widehat{L}_i > 0\} + |\widehat{L}_i| \cdot \mathbb{1}\{\widehat{U}_i < 0\} + ||\widehat{U}_i| - |\widehat{L}_i|| \cdot \mathbb{1}\{[\widehat{L}_i, \widehat{U}_i] \ni 0\},$$

for $i = 1, \dots, n$;

- o Solve a weighted SVM problem with labels and weights computed in Step 2 and 3 using a Gaussian kernel. Let \widehat{f} be the solution;
 - o Return \widehat{f} .
-

Similar sample splitting technique can be also found in Bickel (1982), Zheng and van der Laan (2011), Chernozhukov et al. (2018), Robins et al. (2017), and Zhao et al. (2019), among many others.

5.2. Theoretical Properties

Let $\inf_{f \in \mathcal{F}} \mathcal{R}_{\text{upper}}^h(f)$ denote the minimal risk among rules in \mathcal{F} and define the approximation error incurred by optimizing over \mathcal{F} as $\mathcal{A}(\mathcal{F}) = \inf_{f \in \mathcal{F}} \mathcal{R}_{\text{upper}}^h(f) - \mathcal{R}_{\text{upper}}^{h,*}(f)$. In this section we establish the convergence rate properties of $\mathcal{R}_{\text{upper}}(\widehat{f}_n^{\lambda_n}) - \inf_{f \in \mathcal{F}} \mathcal{R}_{\text{upper}}^h(f)$. We consider the following assumptions.

ASSUMPTION 1 (EXISTENCE OF A FINITE MINIMIZER).

$$\exists f_{\mathcal{F}}^* \in \mathcal{F} \text{ s.t. } \mathcal{R}_{\text{upper}}^h(f_{\mathcal{F}}^*) = \inf_{f \in \mathcal{F}} \mathcal{R}_{\text{upper}}^h(f).$$

ASSUMPTION 2 (BOUNDEDNESS CONDITIONS I).

$$\exists M_1 > 0 \text{ s.t. } |L(\mathbf{X})|, |U(\mathbf{X})|, |Y| \leq M_1 \text{ with probability 1,}$$

$$\exists M_2 \text{ s.t. } \forall i, |\mathbf{X}[i]| \leq M_2 \text{ with probability 1.}$$

ASSUMPTION 3 (BOUNDEDNESS CONDITIONS II). Assume that the estimates of L and U , i.e., \widehat{L} and \widehat{U} , satisfy

$$\exists M_3 \text{ s.t. } |\widehat{L}(\mathbf{X})|, |\widehat{U}(\mathbf{X})| \leq M_3 \text{ with probability 1.}$$

For any $\epsilon > 0$, let $N\{\epsilon, \mathcal{F}, L_2(P)\}$ denote the covering number of \mathcal{F} , i.e., $N\{\epsilon, \mathcal{F}, L_2(P)\}$ is the minimal number of closed $L_2(P)$ -balls of radius ϵ that is required to cover \mathcal{F} . We consider the following assumption on entropy condition:

ASSUMPTION 4 (ENTROPY CONDITION). There exists a subclass \mathcal{F}_0 of \mathcal{F} and constants $C_0 > 0$, $0 < v < 2$ such that $\mathcal{F} = \{a \cdot f : f \in \mathcal{F}_0, a \in \mathbb{R}\}$, the minimizer $\hat{f}_n^{\lambda_n}$ is in $(C_0/\lambda_n) \cdot \mathcal{F}_0 := \{a \cdot f : f \in \mathcal{F}_0, a \in \mathbb{R}, |a| \leq C_0 \cdot \lambda_n^{-1}\}$ with probability 1, and the $\sup_P \log N\{\epsilon, \mathcal{F}_0, L_2(P)\} \leq O(\epsilon^{-v})$ for all $0 < \epsilon < 1$, where the supremum is taken over all probability measures P .

Assumption 1 says that there exists an f with finite norm that minimizes the risk over \mathcal{F} . This is a standard assumption made in the statistical learning literature. Assumption 2 requires that L , U , and Y are bounded, and coordinates of observed covariates \mathbf{X} are bounded with probability 1. When Y is a binary outcome, e.g., mortality as in the NICU study, L and U obtained via the Balke-Pearl bound and the Siddique bound are trivially bounded. When Y is continuous, the partial identification literature typically requires Y to be bounded (Swanson et al., 2018), and the partial identification interval endpoints L and U are therefore also bounded. Boundedness of Y is reasonable for many health outcomes, e.g., length of stay in hospital, the cholesterol level, etc. Assumption 3 says that estimates \hat{L} and \hat{U} are bounded when L and U are bounded. This holds for any reasonable estimates of L and U . Finally, the assumption on entropy condition is satisfied for many popular RKHS, e.g., the RKHS induced by the Gaussian kernel $k(x, x') := \exp(-\|x - x'\|^2/\sigma^2)$, where we take \mathcal{F}_0 to be the convex hull of $\{f_{x'} : f_{x'}(x) = k(x, x'), x' \in \mathcal{X}\}$, the minimizer $\hat{f}_n^{\lambda_n}$ takes an explicit form that satisfies the specified condition (see Supplementary Material B), and the covering number condition follows from Kosorok (2007, Corollary 9.5).

ASSUMPTION 5 (RATE OF CONVERGENCE OF L AND U). Assume that \hat{L} and \hat{U} converge to L and U at the following rates:

$$\begin{aligned} \mathbb{E} \left[|\hat{L}(\mathbf{X}) - L(\mathbf{X})| \right] &= O(n^{-\alpha}), \\ \mathbb{E} \left[|\hat{U}(\mathbf{X}) - U(\mathbf{X})| \right] &= O(n^{-\beta}). \end{aligned}$$

Consider a binary outcome and the associated Balke-Pearl bound. To obtain estimates \hat{L} and \hat{U} that satisfy Assumption 5, we first estimate $\{p_{y,a|z,\mathbf{X}}, y = \pm 1, a = \pm 1, z = \pm 1\}$ (let the estimates be $\{\hat{p}_{y,a|z,\mathbf{X}}, y = \pm 1, a = \pm 1, z = \pm 1\}$) and then plug these estimates into (2) and (3) to obtain \hat{U} and \hat{L} . In Supplementary Material D.2, we prove that if K functions are all $n^{-\theta}$ estimable then their linear combinations, maximum, and minimum are also $n^{-\theta}$ estimable. $L(\mathbf{X})$ and $U(\mathbf{X})$ in the Balke-Pearl bound are both maximum/minimum of a series of linear combinations of $p_{y,a|z,\mathbf{X}}$; hence, if we have the following condition hold

CONDITION 1 (CONVERGENCE OF CONDITIONAL PROBABILITIES).

$$\exists \theta, \mathbb{E} \left[|\hat{p}_{y,a|z,\mathbf{X}} - p_{y,a|z,\mathbf{X}}| \right] = O(n^{-\theta}), \quad y = \pm 1, a = \pm 1, z = \pm 1,$$

then we can deduce that Assumption 5 holds for $\alpha = \beta = \theta$. Condition 1 holds in many scenarios. For instance, if we fit parametric models to estimate $p_{y,a|z,\mathbf{X}}$, $y = \pm 1, a = \pm 1, z = \pm 1$, and models are correctly specified, then this condition holds for $\theta = \frac{1}{2}$. We can also use flexible and expressive nonparametric regression methods to estimate functions $p_{y,a|z,\mathbf{X}}$. Assuming that functions $\{p_{y,a|z,\mathbf{X}}, y = \pm 1, a = \pm 1, z = \pm 1\}$ are in a Hölder ball with smoothness parameter α and a constant radius, then Condition 1 holds for $\theta = -\frac{\alpha}{d+2\alpha}$, where d is the dimension of \mathbf{X} , when $\{p_{y,a|z,\mathbf{X}}, y = \pm 1, a = \pm 1, z = \pm 1\}$ are estimated via wavelets (Donoho et al., 1998; Cai et al., 2012) or a variant of the random forests algorithm known as Mondrian forests (Mourtada et al., 2018). Similar results hold when we use Siddique bounds for a binary outcome and Manski-Pepper bounds for a continuous but bounded outcome; see Supplementary Material D.2 for details.

ASSUMPTION 6 (NORM CONDITION). There exists a constant M_4 s.t. for any $f \in \mathcal{F}$:

$$\|f\| \geq M_4 \|f\|_\infty.$$

Assumption 6 guarantees the sup-norm of minimizer $\hat{f}_n^{\lambda_n}$ can be controlled by penalizing f .

Under Assumption 1-6, it can be shown that $\|\hat{f}_n^{\lambda_n}\|_\infty \leq \frac{2\sqrt{M_1 M_3}}{M_4 \sqrt{\lambda_n}}$. Define B_n to be the set of functions f s.t. $f \in \mathcal{F}$ and $\|f\|_\infty \leq \frac{2\sqrt{M_3 M_4}}{M_4 \sqrt{\lambda_n}}$, and B_n^* to be the intersection of B_n and $(C_0/\lambda_n) \cdot \mathcal{F}_0$. Lemma 1 and 2 below develop properties of functions in B_n . From now on, we consider $\lambda_n = o(1)$. We use $\mathbb{E}_{\mathbf{Z}}$ to denote taking expectation with respect to the random variable \mathbf{Z} , and \mathbb{E} with respect to all random variables.

LEMMA 1. Let

$$w_i = |U_i| \cdot \mathbb{1}\{L_i > 0\} + |L_i| \cdot \mathbb{1}\{U_i < 0\} + \left||U_i| - |L_i|\right| \cdot \mathbb{1}\{|L_i, U_i| \ni 0\},$$

$$e_i = \mathbb{1}\{U_i < 0\} - \mathbb{1}\{L_i > 0\} - \text{sgn}\{|U_i| - |L_i|\} \cdot \mathbb{1}\{|L_i, U_i| \ni 0\},$$

and

$$l(x; w, e, f) = w(x)\{1 + e(x)f(x)\}^+,$$

where $L_i = L(\mathbf{X}_i)$, and $U_i = U(\mathbf{X}_i)$, and \hat{w} and \hat{e} be defined in (25) and (26). We have

$$\mathbb{E}_{\mathbf{X}_{[I_1]}} \sup_{f \in B_n} \left| \mathbb{E}_{\mathbf{X}_{[I_2]}} \left\{ \frac{1}{|I_2|} \sum_{i \in I_2} l(\mathbf{X}_i; w, e, f) - \sum_{i \in I_2} \frac{1}{|I_2|} l(\mathbf{X}_i; \hat{w}, \hat{e}, f) \right\} \right| \leq O\left(n^{-(\alpha \wedge \beta)} / \sqrt{\lambda_n}\right), \quad (10)$$

where $\mathbf{X}_{[I_2]}$ and $\mathbf{X}_{[I_1]}$ denote $\{\mathbf{X}_i, i \in I_2\}$ and $\{\mathbf{X}_i, i \in I_1\}$, respectively.

Function $l(\cdot; w, e, f)$ in Lemma 1 denotes the loss function where w and e are set at truth, and $l(\cdot; \hat{w}, \hat{e}, f)$ the loss function where w and e are estimated. Lemma 1 effectively bounds the risk induced by estimating $w(\cdot)$ and $e(\cdot)$. Lemma 2 below further quantifies the risk induced by estimating the risk function using its empirical analogue. We may define the

LEMMA 2. Let $w(\cdot)$ and $e(\cdot)$ be defined as in Lemma 1. We have

$$\mathbb{E}_{\mathbf{X}_{[I_1]}} \mathbb{E}_{\mathbf{X}_{[I_2]}} \sup_{f \in B_n^*} \left| \mathbb{E}l(\mathbf{X}; w, e, f) - \sum_{i \in I_2} \frac{1}{|I_2|} l(\mathbf{X}_i; w, e, f) \right| \leq O\left(\frac{1}{\sqrt{n} \cdot \lambda_n}\right). \quad (11)$$

Lemma 1 and 2 facilitate the derivation of the convergence rate of $\mathcal{R}_{\text{upper}}^h(\hat{f}_n^{\lambda_n})$, as is formally stated in Theorem 2.

THEOREM 2. Assume that Assumption 1 to 6 hold. We have

$$\mathcal{R}_{\text{upper}}^h(\hat{f}_n^{\lambda_n}) - \inf_{f \in \mathcal{F}} \mathcal{R}_{\text{upper}}^h(f) \leq O(\lambda_n + n^{-\frac{1}{2}} \lambda_n^{-1} + \lambda_n^{-\frac{1}{2}} (n^{-\alpha} + n^{-\beta})). \quad (12)$$

Theorem 2 gives concrete upper bounds of $\mathcal{R}_{\text{upper}}^h(\hat{f}_n^{\lambda_n}) - \inf_{f \in \mathcal{F}} \mathcal{R}_{\text{upper}}^h(f)$, which implies that for a wide range of λ_n satisfying $\frac{\ln(\ln(n))}{n^{(\frac{1}{2} \wedge 2\alpha \wedge 2\beta)}} \leq \lambda_n \leq \frac{1}{\ln(\ln(n))}$, as n goes to infinity, $\mathcal{R}_{\text{upper}}^h(\hat{f}_n^{\lambda_n})$ converges to $\inf_{f \in \mathcal{F}} \mathcal{R}_{\text{upper}}^h(f)$, the minimal risk over \mathcal{F} , and $\mathcal{R}_{\text{upper}}^h(\hat{f}_n^{\lambda_n}) - \mathcal{R}_{\text{upper}}^{h,*}(f)$ converges to approximation error $\mathcal{A}(\mathcal{F})$. Combining Theorem 1 with Theorem 2, we have the following proposition that establishes the convergence rate of $\mathcal{R}_{\text{upper}}(\hat{f}_n^{\lambda_n}) - \mathcal{R}_{\text{upper}}^* - \mathcal{A}(\mathcal{F})$, i.e., the excess risk minus approximation error under the true 0-1-based loss.

PROPOSITION 5. Under Assumption 1 to 6, we have

$$\mathcal{R}_{\text{upper}}(\hat{f}_n^{\lambda_n}) \leq \mathcal{R}_{\text{upper}}^* + \mathcal{A}(\mathcal{F}) + O(\lambda_n + n^{-\frac{1}{2}}\lambda_n^{-1} + \lambda_n^{-\frac{1}{2}}(n^{-\alpha} + n^{-\beta})). \quad (13)$$

Proposition 5 shows that $\hat{f}_n^{\lambda_n}$ is a consistent estimator in the sense that its risk converges to the Bayes risk plus the approximation error of the chosen function class \mathcal{F} , as long as λ_n is selected from $\left[\frac{\ln(\ln(n))}{n^{(\frac{1}{2} \wedge 2\alpha \wedge 2\beta)}}, \frac{1}{\ln(\ln(n))}\right]$. In other words, $\hat{f}_n^{\lambda_n}$ converges in its risk to the best IV-optimal ITR in the function class \mathcal{F} for a wide range of λ_n choices.

6. Simulation Studies

In Section 6.1, we define the benchmark of our experiments. In Section 6.2, we demonstrate that outcome weighted learning (OWL) may have performance in the presence of unmeasured confounding. In Section 6.3 and 6.4, we investigate the performance of our proposed IV-PILE estimator and contrast it to OWL. Section 6.5 summarizes results from additional simulations, details of which can be found in Supplementary Material F.2 through F.7.

6.1. Experiment Benchmark

There are at least two relevant benchmarks against which we can evaluate the performance of a candidate ITR in the presence of unmeasured confounding. Let f_{opt} be an ITR that only has access to the observed covariates \mathbf{X} , assigns $A = +1$ when $\text{CATE}(\mathbf{X}) = \mathbb{E}[Y(1) - Y(0) \mid \mathbf{X}] \geq 0$, and assigns $A = -1$ otherwise. Let $V(f_{\text{opt}})$ denote the value of f_{opt} . One may compare a candidate ITR f to the benchmark f_{opt} by calculating:

$$\mathcal{R}(f, f_{\text{opt}}) := V(f_{\text{opt}}) - V(f) = \mathbb{E}[|\text{CATE}(\mathbf{X})| \cdot \mathbb{1}\{\text{sgn}\{\text{CATE}(\mathbf{X})\} \neq \text{sgn}\{f(\mathbf{X})\}\}].$$

Another relevant benchmark ITR is an ‘‘omniscient’’ ITR f_{omni} that has access to *both* observed covariate \mathbf{X} and the unmeasured confounder U , assigns $A = +1$ when $\text{CATE}(\mathbf{X}, U) = \mathbb{E}[Y(1) - Y(0) \mid \mathbf{X}, U] \geq 0$, and assigns $A = -1$ otherwise. One may compare a candidate ITR f to the benchmark f_{omni} by calculating:

$$\mathcal{R}(f, f_{\text{omni}}) := V(f_{\text{omni}}) - V(f) = \mathbb{E}[|\text{CATE}(\mathbf{X}, U)| \cdot \mathbb{1}\{\text{sgn}\{\text{CATE}(\mathbf{X}, U)\} \neq \text{sgn}\{f(\mathbf{X})\}\}].$$

Value functions of two benchmarks f_{opt} and f_{omni} differ by a constant that depends only on the data-generating process but not on the candidate ITR and encodes the loss of information due to not observing the unmeasured confounder, i.e.,

$$V(f_{\text{omni}}) = V(f_{\text{opt}}) + C_{\text{DGP}}$$

for some constant $C_{\text{DGP}} \geq 0$. We then immediately have

$$\mathcal{R}(f, f_{\text{opt}}) + C_{\text{DGP}} = \mathcal{R}(f, f_{\text{omni}}).$$

We note that neither f_{opt} nor f_{omni} is identified from observed data under our general partial identification framework, and an IV-optimal ITR neither converges to f_{opt} nor f_{omni} . Moreover, for the purpose of comparing two or more candidate ITRs, it is equivalent to report $\mathcal{R}(f, f_{\text{opt}})$ or $\mathcal{R}(f, f_{\text{omni}})$ as they differ only by a constant C_{DGP} , i.e., $\mathcal{R}(f_1, f_{\text{omni}}) \leq \mathcal{R}(f_2, f_{\text{omni}})$ implies $\mathcal{R}(f_1) \leq \mathcal{R}(f_2)$ and vice versa for two candidate ITRs f_1 and f_2 and a fixed data-generating process.

If we further assume identification assumptions that enable us to point identify $\text{CATE}(\mathbf{X})$ as in Cui and Tchetgen Tchetgen (2020) and Qiu et al. (2020), then f_{opt} becomes identified

from observed data, estimated IV-optimal ITR would converge to f_{opt} , and $\mathcal{R}(f, f_{\text{opt}})$ may be of greater importance; however, we would like to point out that even in this special case, $\mathcal{R}(f, f_{\text{omni}})$ is still of interest as C_{DGP} illuminates the gains from collecting more covariates.

In the simulation studies, we will present $\mathcal{R}(f, f_{\text{omni}})$ for each candidate ITR f and data-generating process, and calculate C_{DGP} for each data-generating process. Weighted misclassification error rate refers to $\mathcal{R}(f, f_{\text{omni}})$. Readers can then immediately deduce $\mathcal{R}(f, f_{\text{opt}}) = \mathcal{R}(f, f_{\text{omni}}) - C_{\text{DGP}}$.

6.2. Failure of the Outcome Weighted Learning (OWL) in the Presence of Unmeasured Confounding

We illustrate how ITR-estimation methods could dramatically fail in the presence of unmeasured confounding. We consider the following simple data-generating process of covariates and treatment:

$$\begin{aligned} X_1, X_2, U &\sim \text{Unif}[-1, 1], \\ P(A = 1 \mid X_1, X_2, U) &= \text{expit}(1 + X_1 - X_2 + \lambda U), \end{aligned}$$

where (X_1, X_2) are observed covariates and U an unmeasured covariate. We consider two outcomes, one continuous (Y_1) and the other binary (Y_2):

$$\begin{aligned} Y_1 &= 1 + X_1 + X_2 + \xi U + 0.442(1 - X_1 - X_2 + \delta U) \cdot A + \epsilon, \quad \epsilon \sim N(0, 1), \\ P(Y_2 = 1 \mid X_1, X_2, U, A) &= \text{expit}\{1 - X_1 + X_2 + \xi U + 0.442(1 - X_1 + X_2 + \delta U) \cdot A\}. \end{aligned}$$

Observed data consists only of (X_1, X_2, A, Y_1) (or (X_1, X_2, A, Y_2)) since U is not observed. Parameters (λ, ξ, δ) control the degree of unmeasured confounding, and $(\lambda, \xi, \delta) = (0, 0, 0)$ corresponds to no unmeasured confounding. We adapted the strategy proposed in Zhao et al. (2012) and Zhang et al. (2012a) to the setting of observational studies by fitting a propensity score model $\hat{\pi}(a)$ based on X_1 and X_2 alone and estimating the conditional average treatment effect $C(\mathbf{X})$ using an IPW estimator based on $\hat{\pi}(a)$ in a training dataset consisting of $n_{\text{train}} = 300$ subjects. We then labeled each subject as $+1$ or -1 based on $\text{sgn}\{\hat{C}(\mathbf{X})\}$ and attached to her a weight of magnitude $|\hat{C}(\mathbf{X})|$. A support vector machine with Gaussian RBF kernel was then applied to this derived dataset. For various (λ, ξ, δ) combinations, we repeated the experiment 500 times and reported the average weighted misclassification error rate $\mathcal{R}(f, f_{\text{omni}})$ evaluated on a testing dataset of size 100,000, for both outcomes.

For the continuous outcome Y_1 , $\mathcal{R}(f, f_{\text{omni}})$ is less than 0.05 when $(\lambda, \xi, \delta) = (0, 0, 0)$, suggesting a favorable generalization performance of outcome weighted learning (OWL) when NUCA holds. However, the error rate jumps to almost 0.30 when $(\lambda, \xi, \delta) = (4, 0, 4)$. To get a sense of how poor the performance is, note that a classifier based on random coin flips yields an average error of 0.49. Similar qualitative trends hold for the binary outcome Y_2 . The average weighted misclassification error is 0.02 when NUCA holds, 0.06 when $(\lambda, \xi, \delta) = (4, 0, 4)$, and 0.07 if the trained classifier is replaced with one based on random coin flips. Figure 2 summarizes the results. The pattern suggests that a naive procedure assuming no unmeasured confounding could fail dramatically when this assumption is violated. Similar qualitatively results hold when we use $\mathcal{R}(f, f_{\text{opt}})$ in place of $\mathcal{R}(f, f_{\text{omni}})$.

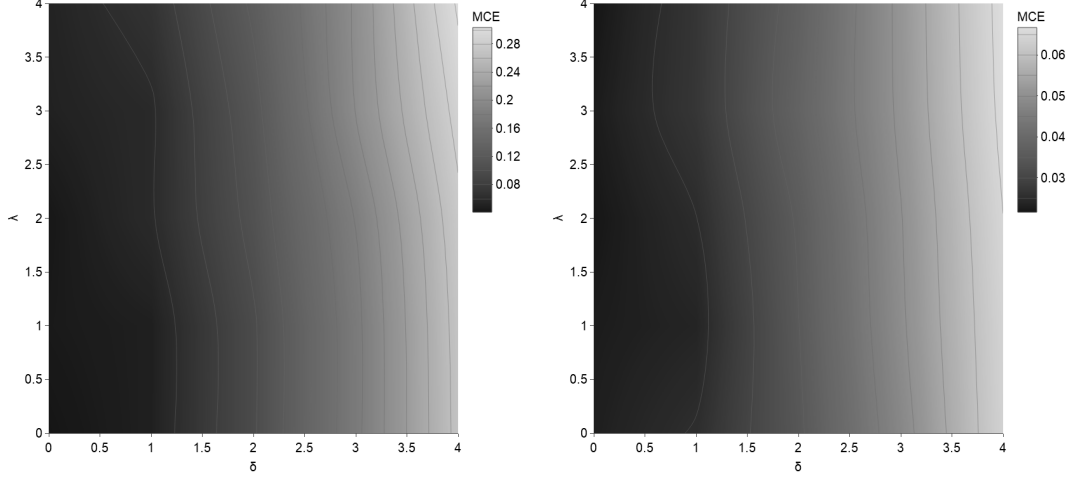


Fig. 2: Estimated *weighted misclassification error* on the testing dataset for various (λ, δ) combinations with $\xi = 0$. The left panel plots the result for the continuous outcome Y_1 . The right panel plots the result for the binary outcome Y_2 . Size of training data is 300 and experiment is repeated 500 times. A classifier based on random coin flips yields an error of 0.49 in the continuous case and 0.07 in the binary case.

6.3. Comparing IV-PILE to OWL: Experiment Setup

6.3.1. Data Generating Process

We considered the following data-generating process with a binary IV Z , a binary treatment A , a binary outcome Y , a 10-dimensional observed covariates \mathbf{X} , and an unmeasured confounder U :

$$\begin{aligned} Z &\sim \text{Bern}(0.5), \quad X_1, \dots, X_{10} \sim \text{Unif}[-1, 1], \quad U \sim \text{Unif}[-1, 1], \\ P(A = 1 \mid \mathbf{X}, U, Z) &= \text{expit}\{8Z + X_1 - 7X_2 + \lambda(1 + X_1)U\}, \\ P(Y = 1 \mid A, \mathbf{X}, U) &= \text{expit}\{g_1(\mathbf{X}, U) + g_2(\mathbf{X}, U, A)\}, \end{aligned}$$

with the following choices of $g_1(\mathbf{X}, U)$:

$$\begin{aligned} \text{Model (1):} \quad & g_1(\mathbf{X}, U) = 1 - X_1 + X_2 + \xi U, \\ \text{Model (2):} \quad & g_1(\mathbf{X}, U) = 1 - X_1^2 + X_2^2 + \xi X_1 X_2 U, \end{aligned}$$

and $g_2(\mathbf{X}, U)$:

$$\begin{aligned} \text{Model (1):} \quad & g_2(\mathbf{X}, U, A) = 0.442(1 - X_1 + X_2 + \delta U)A, \\ \text{Model (2):} \quad & g_2(\mathbf{X}, U, A) = (X_2 - 0.25X_1^2 - 1 + \delta U)A. \end{aligned}$$

In the above specifications, λ controls the level of interaction between U and \mathbf{X} on $P(A = 1)$, and δ controls the level of interaction between U and A on the outcome. Assumptions underpinning naive methods (OWL, EARL, etc) hold when $(\lambda, \xi, \delta) = (0, 0, 0)$. Moreover, the data-generating process considered here does *not* necessarily satisfy the IV identification assumptions in Cui and Tchetgen Tchetgen (2020) and Qiu et al. (2020). We direct interested readers to Supplementary Material F.1 for more details.

6.3.2. IV Identification Assumptions and Estimators of $L(\mathbf{x})$ and $U(\mathbf{x})$

We considered the IV identification set \mathcal{C}_{BP} discussed in Section 3.1. Note that $Z \sim \text{Bern}(0.5)$ trivially satisfies \mathcal{C}_{BP} . Under \mathcal{C}_{BP} , $L(\mathbf{X})$ and $U(\mathbf{X})$ are calculated as in (2) and (3), and require estimating conditional probabilities $P(Y = y, A = a \mid Z = z, \mathbf{X} = \mathbf{x})$ for $2 \times 2 \times 2 = 8$ ($y = \pm 1, a = \pm 1, z = \pm 1$) different (y, a, z) combinations. These conditional probabilities do not involve U and are identified from the observed data. In general, these conditional probabilities may not admit simple and familiar parametric form, and researchers are advised to use some flexible estimation routines, e.g., random forest (Breiman, 2001), to fit the data. We fit all conditional probabilities using random forest models with default settings as implemented in the **R** package `randomForest` (Liaw and Wiener, 2002). We also considered estimating these conditional probabilities using simple (but misspecified) multinomial logistic regression models. Likewise, when implementing a naive OWL method, we estimated the propensity score model using a random forest and a logistic regression model.

6.3.3. Training and Testing Dataset

Our training dataset consisted of $n_{\text{train}} = 300$ or 500 independent samples of (Z, \mathbf{X}, A, Y) . Although the true data-generating process involved the unmeasured confounder U , we did *not* observe or make use of U throughout the training process. The testing dataset consisted of $n_{\text{test}} = 100,000$ independently drawn copies of (\mathbf{X}, U) . Their true conditional average treatment effects were calculated (since we had *both* \mathbf{X} and U information). We reported estimated $\mathcal{R}(f, f_{\text{omni}})$ of various candidate ITRs on this testing dataset. We also calculated and reported C_{DGP} for each data-generating process so that $\mathcal{R}(f, f_{\text{opt}}) = \mathcal{R}(f, f_{\text{omni}}) - C_{\text{DGP}}$ can be immediately inferred.

6.4. Numerical Results

We report simulation results in this section. We considered three classifiers:

- (a) IV-PILE-RF: IV-PILE with relevant conditional probabilities in $L(\mathbf{X})$ and $U(\mathbf{X})$ estimated via random forests and classification performed with a Gaussian kernel;
- (b) OWL-RF: OWL with the propensity score estimated via random forests and classification performed with a Gaussian kernel;
- (c) COIN-FLIP: Classifier based on random coin flips.

Table 2 reports the estimated weighted misclassification error rate $\widehat{\mathcal{R}}(f, f_{\text{omni}})$ of IV-PILE-RF ($\widehat{\mathcal{R}}(\text{IV-PILE-RF}, f_{\text{omni}})$), OWL-RF ($\widehat{\mathcal{R}}(\text{OWL-RF}, f_{\text{omni}})$), and COIN-FLIP ($\widehat{\mathcal{R}}(\text{COIN-FLIP}, f_{\text{omni}})$) for different (λ, ξ, δ) , $g_1(\mathbf{X}, U)$, and n_{train} combinations when $g_2(\mathbf{X}, U, A)$ is taken to be Model (1). Supplementary Material F.1 reports the same numerical results when $g_2(\mathbf{X}, U, A)$ is taken to be Model (2).

Table 2 suggests two consistent trends that align well with our theory and intuition. First, we would expect that $\widehat{\mathcal{R}}(\text{IV-PILE-RF}, f_{\text{omni}})$ and $\widehat{\mathcal{R}}(\text{IV-PILE-RF}, f_{\text{opt}})$ would not go to 0 even when $n_{\text{train}} \rightarrow \infty$. This is verified by noting that increasing n_{train} does *not* drive either error on the testing dataset to 0 (See Supplementary Material F.3 for results when n_{train} is larger than 500). Moreover, we observe that $\widehat{\mathcal{R}}(\text{OWL-RF}, f_{\text{omni}})$ and $\widehat{\mathcal{R}}(\text{OWL-RF}, f_{\text{opt}})$ also remain large as n_{train} grows, which reflects that the problem of unmeasured confounding is fundamental, and does *not* go away as the training sample size grows. Second, the IV-PILE estimator seems to be robust and *outperforms* the naive OWL estimator in all simulation settings considered here. However, we would like to point out that this is *not* suggesting that our approach *always* outperforms OWL or similar methods. Unlike our proposed approach, when the assumptions underpinning these

methods are not met, no guarantees can be provided about their performance, and it is difficult to predict what would happen to these methods in practice.

	IV-PILE-RF		OWL-RF		COIN-FLIP	C_{DGP}
$\xi = 0, g_1 = \text{Model (1)}$	$n_{\text{train}} = 300$	$n_{\text{train}} = 500$	$n_{\text{train}} = 300$	$n_{\text{train}} = 500$		
$(\lambda, \delta) = (0.5, 0.5)$	0.005 (0.000)	0.005 (0.000)	0.014 (0.004)	0.015 (0.003)	0.031 (0.000)	0.001
$(\lambda, \delta) = (1.0, 1.0)$	0.008 (0.000)	0.008 (0.000)	0.018 (0.004)	0.018 (0.003)	0.033 (0.000)	0.005
$(\lambda, \delta) = (1.5, 1.5)$	0.014 (0.001)	0.013 (0.000)	0.022 (0.004)	0.023 (0.003)	0.037 (0.000)	0.010
$(\lambda, \delta) = (2.0, 2.0)$	0.020 (0.000)	0.020 (0.000)	0.029 (0.003)	0.029 (0.003)	0.043 (0.000)	0.016
$\xi = 1, g_1 = \text{Model (1)}$						
$(\lambda, \delta) = (0.5, 0.5)$	0.005 (0.000)	0.004 (0.000)	0.013 (0.004)	0.014 (0.003)	0.029 (0.000)	0.001
$(\lambda, \delta) = (1.0, 1.0)$	0.007 (0.000)	0.007 (0.000)	0.016 (0.003)	0.016 (0.003)	0.029 (0.000)	0.005
$(\lambda, \delta) = (1.5, 1.5)$	0.012 (0.000)	0.012 (0.000)	0.019 (0.003)	0.020 (0.002)	0.031 (0.000)	0.009
$(\lambda, \delta) = (2.0, 2.0)$	0.018 (0.000)	0.018 (0.000)	0.025 (0.003)	0.025 (0.002)	0.035 (0.000)	0.016
$\xi = 0, g_1 = \text{Model (2)}$						
$(\lambda, \delta) = (0.5, 0.5)$	0.005 (0.000)	0.005 (0.000)	0.017 (0.006)	0.018 (0.005)	0.040 (0.000)	0.001
$(\lambda, \delta) = (1.0, 1.0)$	0.007 (0.000)	0.007 (0.000)	0.020 (0.006)	0.021 (0.005)	0.042 (0.000)	0.004
$(\lambda, \delta) = (1.5, 1.5)$	0.012 (0.000)	0.012 (0.000)	0.024 (0.006)	0.025 (0.005)	0.045 (0.000)	0.008
$(\lambda, \delta) = (2.0, 2.0)$	0.019 (0.000)	0.019 (0.000)	0.031 (0.006)	0.031 (0.005)	0.050 (0.000)	0.014
$\xi = 1, g_1 = \text{Model (2)}$						
$(\lambda, \delta) = (0.5, 0.5)$	0.004 (0.000)	0.004 (0.000)	0.017 (0.004)	0.017 (0.005)	0.040 (0.000)	0.001
$(\lambda, \delta) = (1.0, 1.0)$	0.007 (0.000)	0.007 (0.000)	0.019 (0.006)	0.020 (0.005)	0.042 (0.000)	0.004
$(\lambda, \delta) = (1.5, 1.5)$	0.012 (0.000)	0.012 (0.000)	0.024 (0.006)	0.025 (0.005)	0.045 (0.000)	0.009
$(\lambda, \delta) = (2.0, 2.0)$	0.019 (0.000)	0.019 (0.000)	0.030 (0.005)	0.031 (0.005)	0.049 (0.000)	0.015

Table 2: Estimated *weighted misclassification error rate* for different (λ, δ, ξ) and $g_1(\mathbf{X}, U)$ combinations. We take $g_2(\mathbf{X}, U, A)$ to be Model (1) throughout. Training data sample size $n_{\text{train}} = 300$ or 500. Each number in the cell is averaged over 500 simulations. Standard errors are in parentheses.

6.5. Additional Simulations

We conducted abundant additional simulations and reported results in Supplementary Material F.2 through F.7. In particular, in Supplementary Material F.2, we compared the performance of IV-PILE and OWL when relevant conditional probabilities in $L(\mathbf{X})$ and $U(\mathbf{X})$ were fit via a misspecified multinomial logistic regression model, and with random forest models with node sizes equal to 5 or 10. Qualitative behaviors described in Section 6.4 still held, and the IV-PILE algorithm seemed to be robust against misspecification of models used to fit relevant probabilities in $L(\mathbf{X})$ and $U(\mathbf{X})$. We also observed that using a larger node size in a random forest model seemed to largely improve the performance in some scenarios. In Supplementary Material F.3, we reported simulation results with larger training sample size n_{train} . In Supplementary Material F.4, we repeated a subset of simulation studies with a sample-splitting version of the IV-PILE algorithm, whose theoretical properties were studied in Section 5. We found that the sample-splitting version of the IV-PILE had slightly inferior finite-sample performance compared to the non-splitting version when n_{train} is small; however, the sample-splitting version still largely outperformed the non-sample-splitting OWL estimator in simulation settings considered here.

In Supplementary Material F.5, we varied the association between the IV Z and the treatment A . We found that the performance of IV-PILE became worse when the association between the IV and the treatment became smaller. This observation aligns very well with Proposition 4 and our intuition because a weaker IV corresponds to less informative and wider partial identification intervals. In Supplementary Material F.6, we allowed the IV to violate the exclusion restriction assumption and have a direct effect on the outcome. We found that the IV-PILE estimator seemed to be robust to slight violation of the exclusion restriction assumption. Finally, in Supplementary Material F.7, we considered settings where the outcome was continuous but bounded, and estimated the partial identification interval using the Manski-Pepper bounds. We found that the qualitative conclusions that held for a binary outcome still held for the continuous but bounded outcome.

7. Differential Impact of Delivery Hospital on Premies' Outcomes Revisited

We now revisit the NICU data and apply our developed method to it. We considered data describing all premature babies in the Commonwealth of Pennsylvania from the year 1995 to 2005, with the following observed covariates describing mothers and their preemies: birth weight, gestational age in weeks, age of mother, insurance type of mother (fee for service, HMO, federal/state, other, uninsured), mother's race (white, African American, Hispanic, other), prenatal care, mother's education level, mother's parity, and the following covariates describing the zip code the mother lives in: median income, median home value, percentage of people who rent, percentage below poverty, percentage with high school degree, percentage with college degree. The treatment is 1 if the baby is delivered at a hospital with high-level NICUs and 0 otherwise. The treatment is believed to be still confounded because there are other important covariates not accounted for, e.g., the severity of mother's comorbidities. Mothers with severe comorbidities are more likely to be sent to high-level NICUs and their babies are at higher risk.

To resolve this concern, we followed Lorch et al. (2012) and used the differential travel time, defined as mother's travel time to the nearest high-level NICU minus time to the nearest low-level NICU, as an instrumental variable. We constructed a binary IV Z out of the excess travel time as follows: $Z = 1$ if excess travel time in its highest 10 percentile, and $Z = -1$ if in its lowest 10 percentile. The outcome of interest is premature infant mortality, including both fetal and non-fetal death. Our goal is to estimate an individualized treatment rule that recommends whether to send mothers to hospitals with high-level NICUs based on her observed covariates. In the case of having a premature baby, mothers should be directed to a hospital with high-level NICUs instead of the *closest* hospital only when a high-level NICU is *significantly* better for premie mortality. As has been discussed in Section 2.3, we let Δ control for what margin is significant. In practice, Δ should be informed based on some practical knowledge of the situation, e.g., how far the hospital with high-level NICUs is, and how urgent the situation is.

Before proceeding to estimation, we saved 5,000 data points as testing data and used the rest 25,702 as training data. We considered two IV assumption sets: \mathcal{C}_{BP} that underpins the Balke-Pearl bound and \mathcal{C}_{Sid} that underpins the Siddique bound (see Section 3). Table 3 summarizes the sizes of the labeled and unlabeled parts of the training data, i.e., $|\mathcal{D}_l|$ and $|\mathcal{D}_{ul}|$, under assumption sets \mathcal{C}_{BP} and \mathcal{C}_{Sid} and for assorted Δ values. We observed that the additional "Correct Non-Compliant Decision" assumption in \mathcal{C}_{Sid} helped significantly reduce the length of the partial identification intervals for our data, and therefore largely reduced $|\mathcal{D}_{ul}|$. Nevertheless, $|\mathcal{D}_{ul}| > 0$ in all cases for both \mathcal{C}_{BP} and \mathcal{C}_{Sid} .

We applied the developed IV-PILE approach to the training data, and used a 5-fold cross validation to select the tuning parameters λ_n (controlling the model complexity) and σ (Gaussian kernel parameter) on a logarithmic grid from 10^{-3} to 10^3 . Let \hat{f}_{BP} denote the estimated ITR

	$\Delta = 0$		$\Delta = 0.02$		$\Delta = 0.05$	
Assumption Set	$ \mathcal{D}_l $	$ \mathcal{D}_{ul} $	$ \mathcal{D}_l $	$ \mathcal{D}_{ul} $	$ \mathcal{D}_l $	$ \mathcal{D}_{ul} $
\mathcal{C}_{BP} : Balke-Pearl Bound	2,132	23,617	4,926	20,776	7,463	18,239
\mathcal{C}_{Sid} : Siddique Bound	23,253	2,449	25,549	153	25,535	167

Table 3: Size of \mathcal{D}_l and \mathcal{D}_{ul} , the labeled and unlabeled part of the training data, under assumption sets \mathcal{C}_{BP} and \mathcal{C}_{Sid} .

with optimal tuning parameters under the assumption set \mathcal{C}_{BP} and \hat{f}_{Sid} under \mathcal{C}_{Sid} . We then applied \hat{f}_{BP} and \hat{f}_{Sid} on the 5,000 testing data and estimated \mathcal{R}_{upper} . When $\Delta = 0$, we had $\hat{\mathcal{R}}_{upper}(\hat{f}_{BP}) = 0.149$ and $\hat{\mathcal{R}}_{upper}(\hat{f}_{Sid}) = 0.020$. This suggests that \hat{f}_{BP} would incur a weighted misclassification error *at most* as large as 0.149 under the four core IV assumptions. If we further assumed the ‘‘Correct Non-Compliant Decision’’ assumption as in \mathcal{C}_{Sid} , the estimated ITR \hat{f}_{Sid} would incur a weighted misclassification error *at most* as large as 0.020. It is not surprising that the expected worst-case loss is much smaller under \mathcal{C}_{Sid} , given that the additional assumption in \mathcal{C}_{Sid} largely reduced the length of $[L(\mathbf{X}), U(\mathbf{X})]$. Importantly, although the optimal rule is not identifiable under \mathcal{C}_{upper} or \mathcal{C}_{Sid} , we can estimate the worst-case risk associated with the IV-PILE estimator, and this gives practitioners important guidance: the learned treatment rule is potentially useful and beneficial when the identification assumption set is agreed upon by experts, and the worst-case risk is deemed reasonable.

8. Discussion

We study in detail the problem of estimating individualized treatment rules with a valid instrumental variable in this article. We have two major contributions. First, we point out the connection and a fundamental distinction between ITR estimation problems with and without an IV: both problems can be viewed as a classification task; however, the partial identification nature of an IV analysis creates a third latent class, those for whom we cannot assert if the treatment is beneficial or harmful, in addition to those who would ‘‘benefit’’ or ‘‘not benefit’’ from the treatment. This perspective provides a *unifying* framework that facilitates thinking and framing the problem under distinct and problem-specific IV identification assumptions.

Second, we approach this unique classification problem by defining a new notion of ‘‘IV-optimality’’: an IV-optimal rule minimizes the worst-case weighted misclassification error with respect to the putative IV and under the set of IV identification assumptions. IV-optimality is a sensible criterion that is always well-defined, and an IV-optimal rule can be estimated even under minimal IV identification assumptions and mild modeling assumptions. Our proposed IV-PILE estimator estimates such an IV-optimal rule, and may be advantageous compared to naively applying OWL or similar methods to observational data when NUCA fails, or when the putative IV does not allow point identifying the conditional average treatment effect. Although the focus of the article is estimating ITRs using observational data, the method developed here also applies to randomized control trials with individual noncompliance, as is commonly seen in clinical decision support systems.

Works most related to our proposed approach are Kallus and Zhou (2018) and Kallus et al. (2019), both of which consider the problem of improving a baseline policy when a Γ -sensitivity analysis model is used to control the degree of unmeasured confounding. Both Kallus and

Zhou (2018) and Kallus et al. (2019) consider minimizing the maximum risk *relative to* the baseline policy, and the CATE is also partially identified under the prescribed sensitivity analysis model. There are two main differences between their approach and ours. First, their approach necessarily requires a baseline policy/ITR and their derived policy/ITR is only guaranteed to do no worse than this baseline under their prescribed sensitivity analysis model. On the other hand, our approach does not require a baseline, and our method can be thought of as delivering a reasonably “good” baseline policy/ITR. Second, their “improved policy” always *mimics* the baseline when the CATE under the sensitivity analysis model covers 0. On the other hand, our IV-PILE estimator has a very different target, i.e., “IV-optimality”, and would recommend a treatment based on the partial identification region alone. One promising research direction is to study how to improve a baseline policy/ITR using one or several valid instrumental variables, instead of relying on a sensitivity analysis model.

Finally, we outline several broad future directions. First and foremost, it is of great interest to develop alternative optimality criteria when an IV only partially identifies the conditional average treatment effect, and compare these alternative criteria with IV-optimality. Second, it is of great importance to restrict the function class under consideration to some parsimonious and scientifically meaningful classes, e.g., the class of decision trees as considered in Laber and Zhao (2015), and the decision lists as considered in Zhang et al. (2015) and Zhang et al. (2018), and develop more *interpretable* treatment rules under the IV setting. The “IV-optimality” developed in this article is still a relevant criterion for such an interpretable decision rule. Third, the “min-max” approach as developed in this article can be made less conservative in some settings. One possibility is to consider additional structural assumptions on $C(\mathbf{x})$. For instance, it is conceivable that $C(\mathbf{x})$, subject to $L(\mathbf{x}) \preceq C(\mathbf{x}) \preceq U(\mathbf{x})$, is smooth in \mathbf{x} . Lastly, instead of the single-decision setting considered in this article, it is interesting to consider multi-stage problems, i.e., *dynamic treatment rules* (Murphy et al., 2001; Murphy, 2003; Robins, 2004; Moodie et al., 2007; Zhao et al., 2011), and investigate learning optimal dynamic treatment rules with a potentially time-varying instrumental variable.

Acknowledgement

The authors would like to thank Dylan S. Small and reading group participants at the University of Pennsylvania for helpful thoughts and feedback. The authors would like to acknowledge Scott A. Lorch for access to the NICU data.

SUPPLEMENTARY MATERIALS

Online Supplementary Materials Supplementary Material A reviews partial identification bounds results for continuous but bounded outcome. Supplementary Material B derives the linear and nonlinear decision rules and solves the associated optimization problems. Supplementary Material C contains proofs of Proposition 1-3 and Theorem 1. Supplementary Material D contains proof of Proposition 4 and how to estimate partial identification intervals. Supplementary Material E contains proofs of Lemmas and Theorem 2. Supplementary Material F contains additional simulation results. Supplementary Materials G constructs simple plug-in estimators of IV-optimal rules and proves that they are minimax optimal. **R** package `ivitr` implements the proposed method and can be downloaded via the Comprehensive **R** Archive Network (CRAN).

References

- Angrist, J. D., Imbens, G. W. and Rubin, D. B. (1996) Identification of causal effects using instrumental variables. *Journal of the American Statistical Association*, **91**, 444–455.
- Baiocchi, M., Cheng, J. and Small, D. S. (2014) Instrumental variable methods for causal inference. *Statistics in Medicine*, **33**, 2297–2340.
- Balke, A. and Pearl, J. (1997) Bounds on treatment effects from studies with imperfect compliance. *Journal of the American Statistical Association*, **92**, 1171–1176.
- Bartlett, P. L., Jordan, M. I. and McAuliffe, J. D. (2006) Convexity, classification, and risk bounds. *Journal of the American Statistical Association*, **101**, 138–156.
- Bickel, P. J. (1982) On adaptive estimation. *The Annals of Statistics*, 647–671.
- Breiman, L. (2001) Random forests. *Machine Learning*, **45**, 5–32.
- Cai, T. T. et al. (2012) Minimax and adaptive inference in nonparametric function estimation. *Statistical Science*, **27**, 31–50.
- Chernozhukov, V., Chetverikov, D., Demirer, M., Dufo, E., Hansen, C., Newey, W. and Robins, J. (2018) Double/debiased machine learning for treatment and structural parameters. *The Econometrics Journal*, **21**, C1–C68. URL: <https://doi.org/10.1111/ectj.12097>.
- Cui, Y. and Tchetgen Tchetgen, E. (2020) A semiparametric instrumental variable approach to optimal treatment regimes under endogeneity. *Journal of the American Statistical Association*, 1–34.
- Donoho, D. L., Johnstone, I. M. et al. (1998) Minimax estimation via wavelet shrinkage. *The Annals of Statistics*, **26**, 879–921.
- Ertefaie, A., Small, D. S. and Rosenbaum, P. R. (2018) Quantitative evaluation of the trade-off of strengthened instruments and sample size in observational studies. *Journal of the American Statistical Association*, **113**, 1122–1134.
- Huber, M., Laffers, L. and Mellace, G. (2017) Sharp iv bounds on average treatment effects on the treated and other populations under endogeneity and noncompliance. *Journal of Applied Econometrics*, **32**, 56–79.
- Imbens, G. W. (2004) Nonparametric estimation of average treatment effects under exogeneity: A review. *Review of Economics and Statistics*, **86**, 4–29.
- Kallus, N., Mao, X. and Zhou, A. (2019) Interval estimation of individual-level causal effects under unobserved confounding. In *The 22nd International Conference on Artificial Intelligence and Statistics*, 2281–2290.
- Kallus, N. and Zhou, A. (2018) Confounding-robust policy improvement. In *Advances in Neural Information Processing Systems*, 9269–9279.
- Kitagawa, T. (2009) Identification region of the potential outcome distributions under instrument independence. *Tech. rep.*
- Kosorok, M. R. (2007) *Introduction to empirical processes and semiparametric inference*. Springer Science & Business Media.

- Kosorok, M. R. and Laber, E. B. (2019) Precision medicine. *Annual Review of Statistics and Its Application*, **6**, 263–286.
- Kroelinger, C. D., Okoroh, E. M., Goodman, D. A., Lasswell, S. M. and Barfield, W. D. (2018) Comparison of state risk-appropriate neonatal care policies with the 2012 aap policy statement. *Journal of Perinatology*, **38**, 411–420.
- Laber, E. and Zhao, Y. (2015) Tree-based methods for individualized treatment regimes. *Biometrika*, **102**, 501–514.
- Lasswell, S. M., Barfield, W. D., Rochat, R. W. and Blackmon, L. (2010) Perinatal regionalization for very low-birth-weight and very preterm infants: a meta-analysis. *JAMA*, **304**, 992–1000.
- Liaw, A. and Wiener, M. (2002) Classification and regression by randomforest. *R News*, **2**, 18–22. URL: <https://CRAN.R-project.org/doc/Rnews/>.
- Lorch, S. A., Baiocchi, M., Ahlberg, C. E. and Small, D. S. (2012) The differential impact of delivery hospital on the outcomes of premature infants. *Pediatrics*, **130**, 270–278.
- Manski, C. F. (2003) *Partial identification of probability distributions*. Springer Science & Business Media.
- Manski, C. F. and Pepper, J. V. (2000) Monotone instrumental variables: with an application to the returns to schooling. *Econometrica*, **68**, 997–1010.
- Moodie, E. E., Chakraborty, B. and Kramer, M. S. (2012) Q-learning for estimating optimal dynamic treatment rules from observational data. *Canadian Journal of Statistics*, **40**, 629–645.
- Moodie, E. E., Richardson, T. S. and Stephens, D. A. (2007) Demystifying optimal dynamic treatment regimes. *Biometrics*, **63**, 447–455.
- Mourtada, J., Gaïffas, S. and Scornet, E. (2018) Minimax optimal rates for mondrian trees and forests. *arXiv preprint arXiv:1803.05784*.
- Murphy, S. A. (2003) Optimal dynamic treatment regimes. *Journal of the Royal Statistical Society: Series B (Statistical Methodology)*, **65**, 331–355.
- Murphy, S. A., van der Laan, M. J., Robins, J. M. and Group, C. P. P. R. (2001) Marginal mean models for dynamic regimes. *Journal of the American Statistical Association*, **96**, 1410–1423.
- Qian, M. and Murphy, S. A. (2011) Performance guarantees for individualized treatment rules. *The Annals of Statistics*, **39**, 1180.
- Qiu, H., Carone, M., Sadikova, E., Petukhova, M., Kessler, R. C. and Luedtke, A. (2020) Optimal individualized decision rules using instrumental variable methods. *Journal of the American Statistical Association*, 1–46.
- Richardson, T. S. and Robins, J. M. (2010) Analysis of the binary instrumental variable model. *Heuristics, Probability and Causality: A Tribute to Judea Pearl*, 415–444.
- Robins, J. M. (1989) The analysis of randomized and non-randomized aids treatment trials using a new approach to causal inference in longitudinal studies. *Health Service Research Methodology: A Focus on AIDS*, 113–159.

- (1992) Estimation of the time-dependent accelerated failure time model in the presence of confounding factors. *Biometrika*, **79**, 321–334.
- (2004) Optimal structural nested models for optimal sequential decisions. In *Proceedings of the Second Seattle Symposium in Biostatistics*, 189–326. Springer.
- Robins, J. M. and Greenland, S. (1996) Identification of causal effects using instrumental variables: comment. *Journal of the American Statistical Association*, **91**, 456–458.
- Robins, J. M., Li, L., Mukherjee, R., Tchetgen, E. T., van der Vaart, A. et al. (2017) Minimax estimation of a functional on a structured high-dimensional model. *The Annals of Statistics*, **45**, 1951–1987.
- Rosenbaum, P. R. and Rubin, D. B. (1983) The central role of the propensity score in observational studies for causal effects. *Biometrika*, **70**, 41–55.
- Rouse, C. E. (1995) Democratization or diversion? the effect of community colleges on educational attainment. *Journal of Business & Economic Statistics*, **13**, 217–224.
- Siddique, Z. (2013) Partially identified treatment effects under imperfect compliance: the case of domestic violence. *Journal of the American Statistical Association*, **108**, 504–513.
- Swanson, S. A., Hernán, M. A., Miller, M., Robins, J. M. and Richardson, T. S. (2018) Partial identification of the average treatment effect using instrumental variables: review of methods for binary instruments, treatments, and outcomes. *Journal of the American Statistical Association*, **113**, 933–947.
- Tsiatis, A. A. (2019) *Dynamic Treatment Regimes: Statistical Methods for Precision Medicine*. CRC Press.
- Tukey, J. W. (1986) Sunset salvo. *The American Statistician*, **40**, 72–76.
- Van Der Vaart, A. W. and Wellner, J. A. (1996) Weak convergence. In *Weak convergence and empirical processes*, 16–28. Springer.
- Vapnik, V. (1992) Principles of risk minimization for learning theory. In *Advances in Neural Information Processing Systems*, 831–838.
- (2013) *The Nature of Statistical Learning Theory*. Springer science & business media.
- Wang, L. and Tchetgen Tchetgen, E. (2018) Bounded, efficient and multiply robust estimation of average treatment effects using instrumental variables. *Journal of the Royal Statistical Society: Series B (Statistical Methodology)*, **80**, 531–550.
- Wang, Y., Wu, P., Liu, Y., Weng, C. and Zeng, D. (2016) Learning optimal individualized treatment rules from electronic health record data. In *2016 IEEE International Conference on Healthcare Informatics (ICHI)*, 65–71. IEEE.
- Zhang, B., Tsiatis, A. A., Davidian, M., Zhang, M. and Laber, E. (2012a) Estimating optimal treatment regimes from a classification perspective. *Stat*, **1**, 103–114.
- Zhang, B., Tsiatis, A. A., Laber, E. B. and Davidian, M. (2012b) A robust method for estimating optimal treatment regimes. *Biometrics*, **68**, 1010–1018.

- Zhang, B., Weiss, J., Small, D. S. and Zhao, Q. (2020) Selecting and ranking individualized treatment rules with unmeasured confounding. *Journal of the American Statistical Association*, 1–14.
- Zhang, Y., Laber, E. B., Davidian, M. and Tsiatis, A. A. (2018) Interpretable dynamic treatment regimes. *Journal of the American Statistical Association*, **113**, 1541–1549.
- Zhang, Y., Laber, E. B., Tsiatis, A. and Davidian, M. (2015) Using decision lists to construct interpretable and parsimonious treatment regimes. *Biometrics*, **71**, 895–904.
- Zhao, Y., Kosorok, M. R. and Zeng, D. (2009) Reinforcement learning design for cancer clinical trials. *Statistics in Medicine*, **28**, 3294–3315.
- Zhao, Y., Zeng, D., Rush, A. J. and Kosorok, M. R. (2012) Estimating individualized treatment rules using outcome weighted learning. *Journal of the American Statistical Association*, **107**, 1106–1118.
- Zhao, Y., Zeng, D., Socinski, M. A. and Kosorok, M. R. (2011) Reinforcement learning strategies for clinical trials in nonsmall cell lung cancer. *Biometrics*, **67**, 1422–1433.
- Zhao, Y.-Q., Laber, E. B., Ning, Y., Saha, S. and Sands, B. E. (2019) Efficient augmentation and relaxation learning for individualized treatment rules using observational data. *Journal of Machine Learning Research*, **20**, 1–23.
- Zheng, W. and van der Laan, M. J. (2011) Cross-validated targeted minimum-loss-based estimation. In *Targeted Learning*, 459–474. Springer.

Online Supplementary Materials for “Estimating Optimal Treatment Rules with an Instrumental Variable: A Partial Identification Learning Approach” by Hongming Pu and Bo Zhang

Summary. Supplementary Material A reviews partial identification bounds results for continuous but bounded outcome (Manski and Pepper, 2000). Supplementary Material B plots the surrogate loss function, derives the linear/nonlinear decision rules, and solves the associated optimization problems. Supplementary Material C contains proofs of Proposition 1-3 and Theorem 1. Supplementary Material D contains proof of Proposition 4 and how to estimate $L(\mathbf{X})$ and $U(\mathbf{X})$ so that Assumption 5 is satisfied. Supplementary Material E contains proofs of Lemmas and Theorem 2. Supplementary Material F contains a discussion of assumptions underpinning the identification results of Cui and Tchetgen Tchetgen (2020), and additional simulation results, including simulation results when relevant conditional probabilities are estimated via simple parametric models or random forest with different node sizes, when a larger training sample size n_{train} is used, when a sample-splitting version of the IV-PILE algorithm is used, when the IV strength varies, when the exclusion restriction assumption is mildly violated, and when the outcome is continuous but bounded and the Manski-Pepper bound is used. Finally, Supplementary Material G constructs simple plug-in estimators for IV-optimal rules and proves that they are minimax optimal.

Supplementary Material A: Partial Identification Bounds for Continuous but Bounded Outcomes and Multilevel Instrumental Variables

We first consider the simple case with a binary IV Z , a binary treatment A , a continuous outcome Y , and no measured confounder \mathbf{X} . Manski and Pepper (2000) considered the following *monotone instrumental variable* (MIV) assumption and *boundedness outcome assumption*:

MIV Assumption: Z is a binary monotone instrumental variable in the sense of mean-monotonicity if, for $a \in \{0, 1\}$,

$$\mathbb{E}[Y(a) \mid Z = 1] \geq \mathbb{E}[Y(a) \mid Z = 0]. \quad (14)$$

Boundedness Outcome Assumption: Y is a bounded outcome such that $Y \in [K_0, K_1]$.

Under the MIV assumption and the boundedness outcome assumption, Manski and Pepper (2000) showed that the marginal mean counterfactual outcome $\mathbb{E}[Y(a)]$, $a = 0, 1$, satisfies:

$$\begin{aligned} \sum_{z \in \{0,1\}} P(Z = z) \left\{ \sup_{z_1 \leq z} [\mathbb{E}\{Y \mid Z = z_1, A = a\} \cdot P(A = a \mid Z = z_1) + K_0 \cdot P(A = 1 - a \mid Z = z_1)] \right\} \\ \leq \mathbb{E}[Y(a)] \leq \\ \sum_{z \in \{0,1\}} P(Z = z) \left\{ \inf_{z_2 \geq z} [\mathbb{E}\{Y \mid Z = z_2, A = a\} \cdot P(A = a \mid Z = z_2) + K_1 \cdot P(A = 1 - a \mid Z = z_2)] \right\} \end{aligned} \quad (15)$$

Once the upper and lower bound on $\mathbb{E}[Y(1)]$ and $\mathbb{E}[Y(0)]$ are obtained, the lower (upper) bound on the ATE = $\mathbb{E}[Y(1)] - \mathbb{E}[Y(0)]$ follows immediately by subtract the upper (lower) bound on $\mathbb{E}[Y(0)]$ from the lower (upper) bound on $\mathbb{E}[Y(1)]$.

Now suppose that we further have observed covariates \mathbf{X} . We can assume that MIV assumption holds within each strata formed by the observed covariates \mathbf{X} :

$$\mathbb{E}[Y(a) \mid \mathbf{X} = \mathbf{x}, Z = 1] \geq \mathbb{E}[Y(a) \mid \mathbf{X} = \mathbf{x}, Z = 0], \quad (16)$$

and the Manski-Pepper bound (15) can be modified by replacing $P(Z = z)$ with $P(Z = z \mid \mathbf{X})$, $\mathbb{E}\{Y \mid Z = z, A = a\}$ with $\mathbb{E}\{Y \mid Z = z, A = a, \mathbf{X}\}$, and $P(A = 1 - a \mid Z = z)$ with $P(A = 1 - a \mid Z = z_1, \mathbf{X})$. In practice, these conditional probabilities and expectations can be fit using flexible machine learning tools or simple parametric models as discussed in Section 3; in this way, partial identification intervals $[L(\mathbf{X}), U(\mathbf{X})]$ for a continuous but bounded outcome Y can be obtained. MIV assumption and the Manski-Pepper bound (15) can be further generalized to handle a multi-leveled IV. Let \mathcal{Z} denote an ordered set of values Z can take. IV Z is said to be a monotone multi-leveled instrumental variable if for all $\mathbf{X} = \mathbf{x}$ and all $(z_1, z_2) \in \mathcal{Z} \times \mathcal{Z}$ such that $z_2 \geq z_1$, the following holds:

$$\mathbb{E}[Y(a) \mid \mathbf{X} = \mathbf{x}, Z = z_2] \geq \mathbb{E}[Y(a) \mid \mathbf{X} = \mathbf{x}, Z = z_1]. \quad (17)$$

The Manski-Pepper bound (15) can be adapted to a monotone multi-leveled IV by replacing $\sum_{z \in \{0,1\}}$ with $\sum_{z \in \mathcal{Z}}$. For other partial identification bounds results for continuous but bounded outcome under slightly different IV identification assumptions, see Kitagawa (2009) and Huber et al. (2017).

Finally, we explicitly write down the Manski-Pepper bounds for a binary IV Z , a binary treatment A , and a continuous but bounded outcome Y under the MIV assumption and the boundedness outcome assumptions for reference. Define

$$\begin{aligned} \psi_{Z=z, A=a}(Y, \mathbf{X}; K) = & \mathbb{E}\{Y \mid Z = z, A = a \mid \mathbf{X}\} \cdot P(A = a \mid Z = z, \mathbf{X}) \\ & + K \cdot P(A = 1 - a \mid Z = z, \mathbf{X}). \end{aligned} \quad (18)$$

We then have

$$\begin{aligned} P(Z = 0 \mid \mathbf{X}) \cdot \psi_{0,0}(Y, \mathbf{X}; K_0) + P(Z = 1 \mid \mathbf{X}) \cdot \max\{\psi_{0,0}(Y, \mathbf{X}; K_0), \psi_{1,0}(Y, \mathbf{X}; K_0)\} \\ \leq \mathbb{E}\{Y(0) \mid \mathbf{X}\} \leq \end{aligned} \quad (19)$$

$$P(Z = 0 \mid \mathbf{X}) \cdot \min\{\psi_{0,0}(Y, \mathbf{X}; K_1), \psi_{1,0}(Y, \mathbf{X}; K_1)\} + P(Z = 1 \mid \mathbf{X}) \cdot \psi_{1,0}(Y, \mathbf{X}; K_1),$$

and

$$\begin{aligned} P(Z = 0 \mid \mathbf{X}) \cdot \psi_{0,1}(Y, \mathbf{X}; K_0) + P(Z = 1 \mid \mathbf{X}) \cdot \max\{\psi_{0,1}(Y, \mathbf{X}; K_0), \psi_{1,1}(Y, \mathbf{X}; K_0)\} \\ \leq \mathbb{E}\{Y(1) \mid \mathbf{X}\} \leq \end{aligned} \quad (20)$$

$$P(Z = 0 \mid \mathbf{X}) \cdot \min\{\psi_{0,1}(Y, \mathbf{X}; K_1), \psi_{1,1}(Y, \mathbf{X}; K_1)\} + P(Z = 1 \mid \mathbf{X}) \cdot \psi_{1,1}(Y, \mathbf{X}; K_1).$$

Finally, $\text{CATE}(\mathbf{X}) = \mathbb{E}\{Y(1) \mid \mathbf{X}\} - \mathbb{E}\{Y(0) \mid \mathbf{X}\}$ has a lower bound:

$$\begin{aligned} L(\mathbf{X}) = & P(Z = 0 \mid \mathbf{X}) \cdot \psi_{0,1}(Y, \mathbf{X}; K_0) + P(Z = 1 \mid \mathbf{X}) \cdot \max\{\psi_{0,1}(Y, \mathbf{X}; K_0), \psi_{1,1}(Y, \mathbf{X}; K_0)\} \\ & - P(Z = 0 \mid \mathbf{X}) \cdot \min\{\psi_{0,0}(Y, \mathbf{X}; K_1), \psi_{1,0}(Y, \mathbf{X}; K_1)\} - P(Z = 1 \mid \mathbf{X}) \cdot \psi_{1,0}(Y, \mathbf{X}; K_1), \end{aligned} \quad (21)$$

and an upper bound

$$\begin{aligned} U(\mathbf{X}) = & P(Z = 0 \mid \mathbf{X}) \cdot \min\{\psi_{0,1}(Y, \mathbf{X}; K_1), \psi_{1,1}(Y, \mathbf{X}; K_1)\} + P(Z = 1 \mid \mathbf{X}) \cdot \psi_{1,1}(Y, \mathbf{X}; K_1) \\ & - P(Z = 0 \mid \mathbf{X}) \cdot \psi_{0,0}(Y, \mathbf{X}; K_0) - P(Z = 1 \mid \mathbf{X}) \cdot \max\{\psi_{0,0}(Y, \mathbf{X}; K_0), \psi_{1,0}(Y, \mathbf{X}; K_0)\}, \end{aligned} \quad (22)$$

In practice, we need to specify a range $[K_0, K_1]$ for the outcome of interest Y , and estimate $P(Z = z \mid \mathbf{X})$ and each part in $\psi_{Z=z, A=a}(Y, \mathbf{X}; K)$ using flexible machine learning tools or parsimonious parametric models. We evaluate the performance of the IV-PILE estimator when the outcome is continuous but bounded in Supplementary Material F.

Supplementary Material B: Deriving Linear/Nonlinear Decision Rules and Solving Associated Optimization Problems

B.1: Plot of the Surrogate Loss

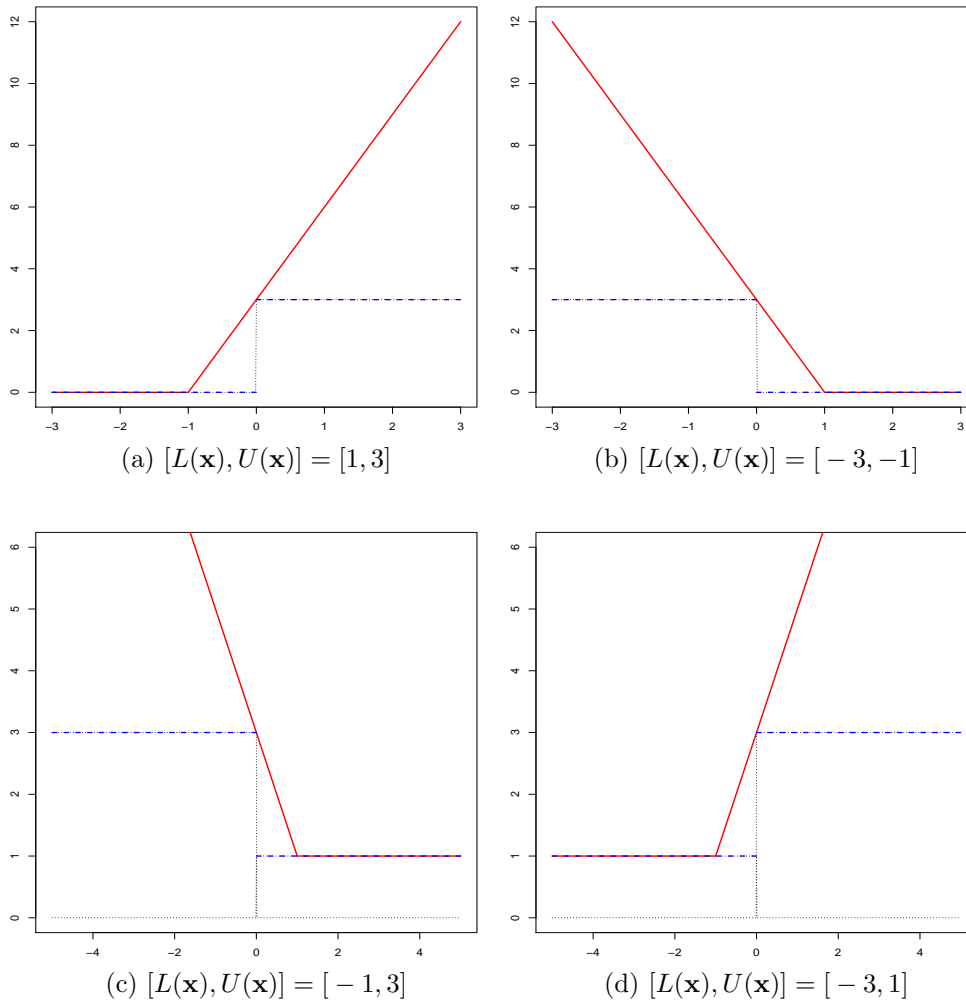


Fig. 1: An illustration of the original 0-1-based loss and the corresponding surrogate loss for four types of $[L(\mathbf{x}), U(\mathbf{x})]$. Blue dashed lines represent the original 0-1-based loss. Red solid lines represent the surrogate loss.

B.2: Deriving Linear/Nonlinear Decision Rules

Recall that under the surrogate loss, the objective function is:

$$\begin{aligned}
\hat{f}(\cdot) = \operatorname{argmin}_{f \in \mathcal{F}} \sum_{i=1}^l & \left[\hat{U}(\mathbf{X}_i) \cdot \phi\{f(\mathbf{X}_i)\} \cdot \mathbb{1}\{\hat{L}(\mathbf{X}_i) > 0\} + \{-\hat{L}(\mathbf{X}_i)\} \cdot \phi\{-f(\mathbf{X}_i)\} \cdot \mathbb{1}\{\hat{U}(\mathbf{X}_i) < 0\} \right] \\
& + \sum_{i=l+1}^n \left[\left[|\hat{L}(\mathbf{X}_i)| + (|\hat{U}(\mathbf{X}_i)| - |\hat{L}(\mathbf{X}_i)|) \cdot \phi\{f(\mathbf{X}_i)\} \right] \cdot \mathbb{1}\{|\hat{U}(\mathbf{X}_i)| \geq |\hat{L}(\mathbf{X}_i)|\} \right. \\
& \quad \left. + \left[|\hat{U}(\mathbf{X}_i)| + (|\hat{L}(\mathbf{X}_i)| - |\hat{U}(\mathbf{X}_i)|) \cdot \phi\{-f(\mathbf{X}_i)\} \right] \cdot \mathbb{1}\{|\hat{L}(\mathbf{X}_i)| > |\hat{U}(\mathbf{X}_i)|\} \right] \\
& + \frac{n\lambda_n}{2} \|f\|^2.
\end{aligned} \tag{23}$$

We now derive an efficient algorithm that outputs \hat{f} as the solution to optimization problem (23). Suppose for the moment that $f(\cdot)$ is a linear function of the form $f(\mathbf{x}) = \beta^T \mathbf{x} + \beta_0$. For ease of exposition, we write $\hat{U}_i = \hat{U}(\mathbf{X}_i)$ and $\hat{L}_i = \hat{L}(\mathbf{X}_i)$. Let \mathcal{A}_p be an index set for subjects with $[\hat{L}_i, \hat{U}_i] > 0$, \mathcal{A}_n those with $[\hat{L}_i, \hat{U}_i] < 0$, \mathcal{A}_{sp} those with $[\hat{L}_i, \hat{U}_i] \ni 0$ and $|\hat{L}_i| \leq |\hat{U}_i|$, and \mathcal{A}_{sn} those with $[\hat{L}_i, \hat{U}_i] \ni 0$ and $|\hat{L}_i| > |\hat{U}_i|$. Objective function (8) becomes:

$$\begin{aligned}
(\hat{\beta}, \hat{\beta}_0) = \operatorname{argmin}_{\beta, \beta_0} & \sum_{i \in \mathcal{A}_p} \hat{U}_i \cdot \{1 - (\beta^T \mathbf{X}_i + \beta_0)\}^+ + \sum_{i \in \mathcal{A}_n} (-\hat{L}_i) \cdot \{1 + (\beta^T \mathbf{X}_i + \beta_0)\}^+ \\
& + \sum_{i \in \mathcal{A}_{sp}} \left[|\hat{L}_i| + (|\hat{U}_i| - |\hat{L}_i|) \cdot \{1 - (\beta^T \mathbf{X}_i + \beta_0)\}^+ \right] \\
& + \sum_{i \in \mathcal{A}_{sn}} \left[|\hat{U}_i| + (|\hat{L}_i| - |\hat{U}_i|) \cdot \{1 + (\beta^T \mathbf{X}_i + \beta_0)\}^+ \right] + \frac{n\lambda_n}{2} \|f\|^2.
\end{aligned} \tag{24}$$

Let

$$\hat{w}(\mathbf{X}_i) = |\hat{U}_i| \cdot \mathbb{1}\{\hat{L}_i > 0\} + |\hat{L}_i| \cdot \mathbb{1}\{\hat{U}_i < 0\} + \left| |\hat{U}_i| - |\hat{L}_i| \right| \cdot \mathbb{1}\{[\hat{L}_i, \hat{U}_i] \ni 0\}, \quad \forall i, \tag{25}$$

and

$$\hat{e}(\mathbf{X}_i) = \mathbb{1}\{\hat{U}_i < 0\} - \mathbb{1}\{\hat{L}_i > 0\} - \operatorname{sgn}\{|\hat{U}_i| - |\hat{L}_i|\} \cdot \mathbb{1}\{[\hat{L}_i, \hat{U}_i] \ni 0\}, \quad \forall i. \tag{26}$$

Optimization problem (24) is reduced to the following weighted SVM form:

$$(\hat{\beta}, \hat{\beta}_0) = \operatorname{argmin}_{\beta, \beta_0} \sum_{i=1}^n \hat{w}(\mathbf{X}_i) \cdot \{1 + \hat{e}(\mathbf{X}_i) \cdot (\beta^T \mathbf{X}_i + \beta_0)\}^+,$$

which is equivalent to:

$$\begin{aligned}
& \operatorname{argmin}_{\beta, \beta_0} \sum_{i=1}^n \mathcal{E}_i + \frac{n\lambda_n}{2} \|\beta\|^2 \\
& \text{subject to } \mathcal{E}_i \geq \hat{w}(\mathbf{X}_i) \cdot \{1 + \hat{e}(\mathbf{X}_i) \cdot (\beta^T \mathbf{X}_i + \beta_0)\}, \quad \forall i, \\
& \mathcal{E}_i \geq 0, \quad \forall i,
\end{aligned} \tag{27}$$

where we used the fact that $\mathcal{E}_i \geq \max(a, b) \Leftrightarrow \{\mathcal{E}_i \geq a\} \cap \{\mathcal{E}_i \geq b\}$, and $\hat{w}(\mathbf{X}_i)$ and $\hat{e}(\mathbf{X}_i)$ are defined in (25) and (26), respectively.

As the optimization problem is transformed into a particular instance of weighted SVM (Vapnik, 2013), it can be readily solved using standard solvers, just like the widely-used outcome weighted learning (OWL) approach proposed by Zhao et al. (2012). Proposition B1 gives the representation of the solution $(\hat{\beta}, \hat{\beta}_0)$ to the optimization problem defined in (27).

PROPOSITION B1. Solution $\widehat{\beta}$ to the optimization problem (27) (and hence to (24)) has the following representation:

$$\widehat{\beta} = -\frac{1}{n\lambda_n} \sum_{i=1}^n q_i \widehat{w}(\mathbf{X}_i) \widehat{e}(\mathbf{X}_i) \mathbf{X}_i, \quad (28)$$

where $\widehat{w}(\mathbf{X}_i)$ and $\widehat{e}(\mathbf{X}_i)$ are defined in (25) and (26), and $\{q_i, i = 1, \dots, n\}$ are solutions to the following quadratic programming problem:

$$\begin{aligned} \min_{\mathbf{q}} \quad & \frac{1}{2} \mathbf{q}^T D \mathbf{q} - d^T \mathbf{q} \\ \text{subject to} \quad & 0 \leq \mathbf{q} \leq 1, \end{aligned} \quad (29)$$

where

$$d = (w_1, w_2, \dots, w_n) \quad \text{and} \quad D_{ij} = \frac{1}{n\lambda_n} \widehat{w}(\mathbf{X}_i) \widehat{w}(\mathbf{X}_j) \widehat{e}(\mathbf{X}_i) \widehat{e}(\mathbf{X}_j) \langle X_i, X_j \rangle.$$

Finally, β_0 can be solved using the Karush-Kuhn-Tucker (KKT) conditions.

Above derivation can be generalized to nonlinear decision rules. Suppose that $f(\cdot)$ resides in a *reproducing kernel Hilbert space* (RKHS) $\mathcal{H}_{\mathcal{K}}$ associated with the kernel function $\mathcal{K}(\cdot, \cdot) : \mathcal{X} \times \mathcal{X} \mapsto \mathbb{R}$. The Hilbert space $\mathcal{H}_{\mathcal{K}}$ is equipped with inner product $\langle \cdot, \cdot \rangle_{\mathcal{K}}$ and norm $\|\cdot\|_{\mathcal{K}}$. Proposition B2 gives the representation of the optimal rule for $f(x)$ in this case.

PROPOSITION B2. Optimal decision function $f(x)$ has the following representation:

$$f(x) = -\frac{1}{n\lambda_n} \sum_{i=1}^n q_i \widehat{w}(\mathbf{X}_i) \widehat{e}(\mathbf{X}_i) \langle \mathbf{X}_i, x \rangle_{\mathcal{K}} + \widehat{\beta}_0, \quad (30)$$

where $\{q_i, i = 1, \dots, n\}$ are solutions to the same quadratic programming problem as in Proposition B1 with $\langle \mathbf{X}_i, \mathbf{X}_j \rangle_{\mathcal{K}}$ in place of $\langle \mathbf{X}_i, \mathbf{X}_j \rangle$.

B.3: Proofs of Proposition B1 and B2

We consider the linear case and the general case is analogous. Recall that the objective function in a linear decision boundary case can be rewritten as:

$$\begin{aligned} \operatorname{argmin}_{\beta, \beta_0} \quad & \sum_{i=1}^n \mathcal{E}_i + \frac{n\lambda_n}{2} \|\beta\|^2 \\ \text{subject to} \quad & \mathcal{E}_i \geq \widehat{w}(\mathbf{X}_i) \cdot \{1 + \widehat{e}(\mathbf{X}_i)(\beta^T \mathbf{X}_i + \beta_0)\}, \quad \forall i, \\ & \mathcal{E}_i \geq 0, \quad \forall i. \end{aligned} \quad (31)$$

The Lagrangian of the above optimization problem is

$$L = \sum_{i=1}^n \mathcal{E}_i + \frac{n\lambda_n}{2} \|\beta\|^2 - \sum_{i=1}^n p_i \mathcal{E}_i - \sum_{i=1}^n q_i \cdot [\mathcal{E}_i - \widehat{w}(\mathbf{X}_i) \cdot \{1 + \widehat{e}(\mathbf{X}_i)(\beta^T \mathbf{X}_i + \beta_0)\}],$$

with $p_i, q_i \geq 0$, and p_i, q_i defined for $i = 1, \dots, n$.

Let \mathbf{p} , \mathbf{q} , and \mathcal{E} denote the vector of p_i , q_i , and \mathcal{E}_i , respectively. Let $g(\mathbf{p}, \mathbf{q}) = \inf_{\beta, \beta_0, \mathcal{E}} L$. To minimize L , let

$$\frac{\partial L}{\partial \beta} = 0, \quad \frac{\partial L}{\partial \beta_0} = 0, \quad \frac{\partial L}{\partial \mathcal{E}} = 0,$$

and we arrive at the following system of equations:

$$\begin{aligned} n\lambda_n\beta + \sum_{i=1}^n q_i \widehat{w}(\mathbf{X}_i) \widehat{e}(\mathbf{X}_i) \mathbf{X}_i &= 0, \quad \forall i, \\ \sum_{i=1}^n q_i \widehat{w}(\mathbf{X}_i) \widehat{e}(\mathbf{X}_i) &= 0, \quad \forall i \\ 1 - p_i - q_i &= 0, \quad \forall i. \end{aligned}$$

Plug the above equations into the Lagrangian and we have the following dual problem:

$$\max_{0 \preceq \mathbf{q} \preceq \mathbf{1}} - \frac{1}{2n\lambda_n} \left\| \sum_{i=1}^n q_i \widehat{w}(\mathbf{X}_i) \widehat{e}(\mathbf{X}_i) \mathbf{X}_i \right\|^2 + \sum_{i=1}^n q_i \widehat{w}(\mathbf{X}_i).$$

The dual problem can now be put in the following standard form of a quadratic programming (QP) problem with objective function $\min_{\mathbf{q}} \frac{1}{2} \mathbf{q}^T D \mathbf{q} - d^T \mathbf{q}$, where

$$\begin{aligned} d &= (w_1, w_2, \dots, w_n), \\ D_{ij} &= \frac{1}{n\lambda_n} \widehat{w}(\mathbf{X}_i) \widehat{w}(\mathbf{X}_j) \widehat{e}(\mathbf{X}_i) \widehat{e}(\mathbf{X}_j) \langle \mathbf{X}_i, \mathbf{X}_j \rangle, \end{aligned}$$

subject to

$$0 \preceq \mathbf{q} \preceq \mathbf{1},$$

and linear equality and inequality constraints.

Supplementary Material C: Proofs of Proposition 1-3 and Theorem 1

C.1: Proof of Proposition 1

We will prove

$$\mathbb{E} \left[\sup_{C'(\mathbf{X}) \in [L(\mathbf{X}), U(\mathbf{X})]} |C'(\mathbf{X})| \cdot \mathbb{1}\{\text{sgn}\{f(\mathbf{X})\} \neq \text{sgn}\{C'(\mathbf{X})\}\} \right] = \sup_{C'(\cdot): L \preceq C' \preceq U} \mathcal{R}(f; C'(\cdot)),$$

and Proposition 1 follows immediately.

On one hand, for any function $C'(\cdot)$ s.t. $L(\cdot) \preceq C'(\cdot) \preceq U(\cdot)$, we have:

$$\begin{aligned} \mathcal{R}(f; C'(\cdot)) &= \mathbb{E} [|C'(\mathbf{X})| \cdot \mathbb{1}\{\text{sgn}\{f(\mathbf{X})\} \neq \text{sgn}\{C'(\mathbf{X})\}\}] \\ &\leq \mathbb{E} \left[\sup_{C'(\mathbf{X}) \in [L(\mathbf{X}), U(\mathbf{X})]} |C'(\mathbf{X})| \cdot \mathbb{1}\{\text{sgn}\{f(\mathbf{X})\} \neq \text{sgn}\{C'(\mathbf{X})\}\} \right]. \end{aligned}$$

On the other hand, let $C^*(x) = L(x) \mathbb{1}\{f(x) > 0\} + U(x) \mathbb{1}\{f(x) \leq 0\}$. We have

$$\begin{aligned} &\mathbb{E} \left[\sup_{C'(\mathbf{X}) \in [L(\mathbf{X}), U(\mathbf{X})]} |C'(\mathbf{X})| \cdot \mathbb{1}\{\text{sgn}\{f(\mathbf{X})\} \neq \text{sgn}\{C'(\mathbf{X})\}\} \right] \\ &= \mathcal{R}(f; C^*(\cdot)) \leq \sup_{C'(\cdot): L \preceq C' \preceq U} \mathcal{R}(f; C'(\cdot)). \end{aligned}$$

Combine these two inequalities, and we have:

$$\mathbb{E} \left[\sup_{C'(\mathbf{X}) \in [L(\mathbf{X}), U(\mathbf{X})]} |C'(\mathbf{X})| \cdot \mathbb{1}\{\text{sgn}\{f(\mathbf{X})\} \neq \text{sgn}\{C'(\mathbf{X})\}\} \right] = \sup_{C'(\cdot): L \preceq C' \preceq U} \mathcal{R}(f; C'(\cdot)).$$

C.2: Proof of Proposition 2

Recall the risk function of a decision rule f is

$$\mathcal{R}_{\text{upper}}(f) = \mathbb{E} \left[\max_{C'(\mathbf{X}) \in [L(\mathbf{X}), U(\mathbf{X})]} |C'(\mathbf{X})| \cdot \mathbb{1}\{\text{sgn}\{f(\mathbf{X})\} \neq \text{sgn}\{C'(\mathbf{X})\}\} \right].$$

We now derive the Bayes decision rule.

$$\begin{aligned} & \mathcal{R}_{\text{upper}}(f) \\ = & \mathbb{E} \left[\mathbb{E} \left[\max_{C'(\mathbf{X}) \in [L(\mathbf{X}), U(\mathbf{X})]} |C'(\mathbf{X})| \cdot \mathbb{1}\{\text{sgn}\{f(\mathbf{X})\} \neq \text{sgn}\{C'(\mathbf{X})\}\} \mid \text{sgn}\{L(\mathbf{X})\}, \text{sgn}\{U(\mathbf{X})\} \right] \right] \\ = & \mathbb{E} \left[|U(\mathbf{X})| \cdot \mathbb{1}\{\text{sgn}\{f(\mathbf{X})\} \neq 1\} \cdot \mathbb{1}\{L(\mathbf{X}) > 0\} + |L(\mathbf{X})| \cdot \mathbb{1}\{\text{sgn}\{f(\mathbf{X})\} \neq -1\} \cdot \mathbb{1}\{U(\mathbf{X}) < 0\} \right. \\ & \left. + \max\{|L(\mathbf{X})| \cdot \mathbb{1}\{\text{sgn}\{f(\mathbf{X})\} \neq -1\}, |U(\mathbf{X})| \cdot \mathbb{1}\{\text{sgn}\{f(\mathbf{X})\} \neq 1\}\} \cdot \mathbb{1}\{[L(\mathbf{X}), U(\mathbf{X})] \ni 0\} \right]. \end{aligned}$$

Observe that

$$\begin{aligned} & \max\{|L(\mathbf{X})| \cdot \mathbb{1}\{\text{sgn}\{f(\mathbf{X})\} \neq -1\}, |U(\mathbf{X})| \cdot \mathbb{1}\{\text{sgn}\{f(\mathbf{X})\} \neq 1\}\} \\ = & |L(\mathbf{X})| \cdot \mathbb{1}\{\text{sgn}\{f(\mathbf{X})\} \neq -1\} + |U(\mathbf{X})| \cdot \mathbb{1}\{\text{sgn}\{f(\mathbf{X})\} \neq 1\} \\ = & |L(\mathbf{X})| \cdot [1 - \mathbb{1}\{\text{sgn}\{f(\mathbf{X})\} \neq 1\}] + |U(\mathbf{X})| \cdot \mathbb{1}\{\text{sgn}\{f(\mathbf{X})\} \neq 1\} \\ = & |L(\mathbf{X})| + (|U(\mathbf{X})| - |L(\mathbf{X})|) \cdot \mathbb{1}\{\text{sgn}\{f(\mathbf{X})\} \neq 1\}. \end{aligned}$$

Then we can deduce that

$$\begin{aligned} & \mathcal{R}_{\text{upper}}(f) \\ = & \mathbb{E} \left[|U(\mathbf{X})| \cdot \mathbb{1}\{\text{sgn}\{f(\mathbf{X})\} \neq 1\} \cdot \mathbb{1}\{L(\mathbf{X}) > 0\} + |L(\mathbf{X})| \cdot (1 - \mathbb{1}\{\text{sgn}\{f(\mathbf{X})\} \neq 1\}) \cdot \mathbb{1}\{U(\mathbf{X}) < 0\} \right. \\ & \left. + [|L(\mathbf{X})| + (|U(\mathbf{X})| - |L(\mathbf{X})|) \cdot \mathbb{1}\{\text{sgn}\{f(\mathbf{X})\} \neq 1\}] \cdot \mathbb{1}\{[L(\mathbf{X}), U(\mathbf{X})] \ni 0\} \right] \\ = & C_0 + \mathbb{E} \left[\mathbb{1}\{\text{sgn}\{f(\mathbf{X})\} \neq 1\} \cdot \right. \\ & \left. [|U(\mathbf{X})| \cdot \mathbb{1}\{L(\mathbf{X}) > 0\} - |L(\mathbf{X})| \cdot \mathbb{1}\{U(\mathbf{X}) < 0\} + (|U(\mathbf{X})| - |L(\mathbf{X})|) \cdot \mathbb{1}\{[L(\mathbf{X}), U(\mathbf{X})] \ni 0\}] \right], \end{aligned}$$

where C_0 is a constant that does not depend on f .

Recall

$$\eta(\mathbf{x}) = |U(\mathbf{x})| \cdot \mathbb{1}\{L(\mathbf{x}) > 0\} - |L(\mathbf{x})| \cdot \mathbb{1}\{U(\mathbf{x}) < 0\} + (|U(\mathbf{x})| - |L(\mathbf{x})|) \cdot \mathbb{1}\{[L(\mathbf{x}), U(\mathbf{x})] \ni 0\},$$

and we have

$$\mathcal{R}_{\text{upper}}(f) = \mathbb{E} [\eta(\mathbf{X}) \cdot \mathbb{1}\{\text{sgn}\{f(\mathbf{X})\} \neq 1\}] + C_0.$$

Clearly, the expectation is minimized by choosing $f = f^*$, where

$$\text{sgn}\{f^*(\mathbf{x})\} = \begin{cases} +1, & \text{if } \eta(\mathbf{x}) \geq 0, \\ -1, & \text{if } \eta(\mathbf{x}) < 0. \end{cases}$$

C.3: Proof of Proposition 3

We compute the excess risk for an arbitrary measurable function f :

$$\begin{aligned}\mathcal{R}_{\text{upper}}(f) - \mathcal{R}_{\text{upper}}^*(f) &= \mathcal{R}_{\text{upper}}(f) - \mathcal{R}_{\text{upper}}(f^*) \\ &= \mathbb{E} \left[\left[\mathbb{1}\{\text{sgn}\{f(\mathbf{X})\} \neq 1\} - \mathbb{1}\{\text{sgn}\{f^*(\mathbf{X})\} \neq 1\} \right] \cdot \eta(\mathbf{X}) \right],\end{aligned}$$

where f^* is constructed in Proposition 2, and $\eta(\mathbf{x})$ is defined in Proposition 2.

Observe that

$$\begin{aligned}& \left[\mathbb{1}\{\text{sgn}\{f(\mathbf{X})\} \neq 1\} - \mathbb{1}\{\text{sgn}\{f^*(\mathbf{X})\} \neq 1\} \right] \cdot \eta(\mathbf{X}) \\ &= \mathbb{1}\{\text{sgn}\{f(\mathbf{X})\} \neq \text{sgn}\{f^*(\mathbf{X})\}\} \cdot \left[\mathbb{1}\{\text{sgn}\{f(\mathbf{X})\} \neq 1\} - \mathbb{1}\{\text{sgn}\{f^*(\mathbf{X})\} \neq 1\} \right] \cdot \eta(\mathbf{X}).\end{aligned}$$

By construction of f^* , we have

$$\begin{aligned}& \mathbb{1}\{\text{sgn}\{f(\mathbf{X})\} \neq \text{sgn}\{f^*(\mathbf{X})\}\} \cdot \left[\mathbb{1}\{\text{sgn}\{f(\mathbf{X})\} \neq 1\} - \mathbb{1}\{\text{sgn}\{f^*(\mathbf{X})\} \neq 1\} \right] \cdot \eta(\mathbf{X}) \\ &= \begin{cases} \mathbb{1}\{\text{sgn}\{f(\mathbf{X})\} \neq \text{sgn}\{f^*(\mathbf{X})\}\} \cdot \eta(\mathbf{X}), & \text{if } \eta(\mathbf{X}) \geq 0 \\ \mathbb{1}\{\text{sgn}\{f(\mathbf{X})\} \neq \text{sgn}\{f^*(\mathbf{X})\}\} \cdot \{-\eta(\mathbf{X})\}, & \text{if } \eta(\mathbf{X}) < 0 \end{cases} \\ &= \mathbb{1}\{\text{sgn}\{f(\mathbf{X})\} \neq \text{sgn}\{f^*(\mathbf{X})\}\} \cdot |\eta(\mathbf{X})|\end{aligned}$$

Therefore, we have established

$$\mathcal{R}_{\text{upper}}(f) - \mathcal{R}_{\text{upper}}^*(f) = \mathbb{E} \left[\mathbb{1}\{\text{sgn}\{f(\mathbf{X})\} \neq \text{sgn}\{f^*(\mathbf{X})\}\} \cdot |\eta(\mathbf{X})| \right].$$

C.4: Proof of Theorem 1

Fix $\mathbf{x} \in \mathcal{X}$. The risk under the surrogate loss conditional on x is

$$\begin{aligned}\text{Conditional } \phi\text{-Risk} &= |U(\mathbf{x})| \cdot \phi\{f(\mathbf{x})\} \cdot \mathbb{1}\{L(\mathbf{x}) > 0\} + |L(\mathbf{x})| \cdot \phi\{-f(\mathbf{x})\} \cdot \mathbb{1}\{U(\mathbf{x}) < 0\} \\ &+ \left[|L(\mathbf{x})| + (|U(\mathbf{x})| - |L(\mathbf{x})|) \cdot \phi\{f(\mathbf{x})\} \right] \cdot \mathbb{1}\{[L(\mathbf{x}), U(\mathbf{x})] \ni 0, |U(\mathbf{x})| \geq |L(\mathbf{x})|\} \\ &+ \left[|U(\mathbf{x})| + (|L(\mathbf{x})| - |U(\mathbf{x})|) \cdot \phi\{-f(\mathbf{x})\} \right] \cdot \mathbb{1}\{[L(\mathbf{x}), U(\mathbf{x})] \ni 0, |U(\mathbf{x})| < |L(\mathbf{x})|\}.\end{aligned}\tag{32}$$

We follow Bartlett et al. (2006) and think of the above conditional ϕ -risk in terms of a generic classifier value $f(\mathbf{x}) = \alpha \in \mathbb{R}$ and generic $L = L(\mathbf{x}) \in \mathbb{R}$ and $U = U(\mathbf{x}) \in \mathbb{R}$ values. To this end, we define the *generic conditional ϕ -risk*:

$$\begin{aligned}C_{L,U}(\alpha) &= |U| \cdot \phi(\alpha) \cdot \mathbb{1}\{L > 0\} + |L| \cdot \phi(-\alpha) \cdot \mathbb{1}\{U < 0\} \\ &+ \{|L| + (|U| - |L|) \cdot \phi(\alpha)\} \cdot \mathbb{1}\{[L, U] \ni 0, |U| \geq |L|\} \\ &+ \{|U| + (|L| - |U|) \cdot \phi(-\alpha)\} \cdot \mathbb{1}\{[L, U] \ni 0, |U| < |L|\}.\end{aligned}$$

The *optimal conditional ϕ -risk* is defined to be

$$H(L, U) = \inf_{\alpha \in \mathbb{R}} C_{L,U}(\alpha),$$

and the optimal ϕ -risk can be written as

$$\mathcal{R}_{\text{upper}}^{h,*} = \mathbb{E}\{H(L(\mathbf{X}), U(\mathbf{X}))\}.\tag{33}$$

Straightforward calculation shows that

$$H(L, U) = \begin{cases} 0, & L > 0 \text{ or } U < 0 \\ |L|, & [L, U] \ni 0, |U| \geq |L| \\ |U|, & [L, U] \ni 0, |U| < |L|. \end{cases}$$

For the surrogate loss to be useful, we need to make sure that the optimal conditional ϕ -risk can be achieved with an α that has the same sign as the optimal rule. To this end, we follow Bartlett et al. (2006) and define

$$H^-(L, U) = \inf\{C_{L,U}(\alpha) : \alpha \cdot \eta \leq 0\},$$

where η is a shorthand of $\eta(\mathbf{x})$ defined in Proposition 2. It is straightforward to show that $H^-(L, U)$ attains its minimum at $\alpha = 0$, with the optimal value:

$$H^-(L, U) = |L| \cdot \mathbb{1}\{[L, U] \ni 0, |U| \geq |L|\} + |U| \cdot \mathbb{1}\{[L, U] \ni 0, |U| < |L|\}.$$

We can now compute

$$\begin{aligned} H^-(L, U) - H(L, U) &= |U| \cdot \mathbb{1}\{L > 0\} + |L| \cdot \mathbb{1}\{U < 0\} + (|U| - |L|) \cdot \mathbb{1}\{[L, U] \ni 0, |U| \geq |L|\} \\ &\quad + (|L| - |U|) \cdot \mathbb{1}\{[L, U] \ni 0, |U| < |L|\}. \end{aligned}$$

It is clear that for any $L \in \mathbb{R}$ and $U \in \mathbb{R}$ such that $L \neq U$, we have $H^-(L, U) - H(L, U) > 0$. This suggests that the surrogate loss is *classification-calibrated* in the terminology of Bartlett et al. (2006). Moreover, observe that

$$H^-(L, U) - H(L, U) = \begin{cases} |U|, & L > 0 \\ |L|, & U < 0 \\ ||U| - |L||, & [L, U] \ni 0, \end{cases}$$

and we have

$$H^-(L, U) - H(L, U) = |\eta|. \tag{34}$$

Now we are ready to put together everything and prove the proposition:

$$\begin{aligned} \mathcal{R}_{\text{upper}}(f) - \mathcal{R}_{\text{upper}}^* &= \mathbb{E}[\mathbb{1}\{f(\mathbf{X}) \neq f^*(\mathbf{X})\} \cdot |\eta(\mathbf{X})|] \\ &= \mathbb{E}[\mathbb{1}\{f(\mathbf{X}) \neq f^*(\mathbf{X})\} \cdot \{H^-\{L(\mathbf{X}), U(\mathbf{X})\} - H\{L(\mathbf{X}), U(\mathbf{X})\}\}] \\ &\leq \mathbb{E}[C_{L(\mathbf{X}), U(\mathbf{X})}\{f(\mathbf{X})\} - H\{L(\mathbf{X}), U(\mathbf{X})\}] \\ &= \mathbb{E}[C_{L(\mathbf{X}), U(\mathbf{X})}\{f(\mathbf{X})\}] - \mathbb{E}[H\{L(\mathbf{X}), U(\mathbf{X})\}] \\ &= \mathcal{R}_{\text{upper}}^h(f) - \mathcal{R}_{\text{upper}}^{h,*}, \end{aligned}$$

where the first equality is by Proposition 3; the second equality is by equation (34); the third inequality is by the fact that $H^-(L, U)$ minimizes the conditional ϕ -risk $C_{L,U}$ when $\mathbb{1}\{f(\mathbf{X}) \neq f^*(\mathbf{X})\} = 1$, i.e., f and the optimal rule f^* disagree; the last equality is by definition and equation (33). This completes the proof of Theorem 1.

Supplementary Material D: Proof of Proposition 4 and Convergence Rate Results on $L(\mathbf{X})$ and $U(\mathbf{X})$

D.1: Proof of Proposition 4

PROOF (OF THE FIRST PART). First, we have

$$\begin{aligned} \mathcal{R}_{\text{upper}}(f; L(\cdot), U(\cdot)) &= \mathbb{E} \left[\sup_{C'(\mathbf{X}) \in [L(\mathbf{X}), U(\mathbf{X})]} |C'(\mathbf{X})| \cdot \mathbb{1}\{\text{sgn}\{f(\mathbf{X})\} \neq \text{sgn}\{C'(\mathbf{X})\}\} \right] \\ &\geq \mathbb{E} [|C(\mathbf{X})| \cdot \mathbb{1}\{\text{sgn}\{f(\mathbf{X})\} \neq \text{sgn}\{C(\mathbf{X})\}\}] \\ &= \mathcal{R}(f). \end{aligned}$$

On the other hand we claim that for any $\mathbf{X} = \mathbf{x}$,

$$\begin{aligned} &\sup_{C'(\mathbf{x}) \in [L(\mathbf{x}), U(\mathbf{x})]} |C'(\mathbf{x})| \cdot \mathbb{1}\{\text{sgn}\{f(\mathbf{x})\} \neq \text{sgn}\{C'(\mathbf{x})\}\} - |C(\mathbf{x})| \cdot \mathbb{1}\{\text{sgn}\{f(\mathbf{x})\} \neq \text{sgn}\{C(\mathbf{x})\}\} \\ &\leq U(\mathbf{x}) - L(\mathbf{x}). \end{aligned} \tag{35}$$

If $[L(\mathbf{x}), U(\mathbf{x})]$ does not cover 0, then for any $C'(\mathbf{x}) \in [L(\mathbf{x}), U(\mathbf{x})]$, we have $\mathbb{1}\{\text{sgn}\{f(\mathbf{x})\} \neq \text{sgn}\{C'(\mathbf{x})\}\} = \mathbb{1}\{\text{sgn}\{f(\mathbf{x})\} \neq \text{sgn}\{C(\mathbf{x})\}\}$. Then we have

$$\text{LHS of (35)} \leq \sup_{C'(\mathbf{x}) \in [L(\mathbf{x}), U(\mathbf{x})]} |C'(\mathbf{x})| - |C(\mathbf{x})| \leq U(\mathbf{x}) - L(\mathbf{x}).$$

If $[L(\mathbf{x}), U(\mathbf{x})]$ covers 0, then we have

$$\begin{aligned} &\text{LHS of (35)} \\ &\leq \sup_{C'(\mathbf{x}) \in [L(\mathbf{x}), U(\mathbf{x})]} |C'(\mathbf{x})| \cdot \mathbb{1}\{\text{sgn}\{f(\mathbf{x})\} \neq \text{sgn}\{C'(\mathbf{x})\}\} \\ &\leq \sup_{C'(\mathbf{x}) \in [L(\mathbf{x}), U(\mathbf{x})]} |C'(\mathbf{x})| \\ &\leq U(\mathbf{x}) - L(\mathbf{x}). \end{aligned}$$

Combine these results, we prove the first part of the proposition.

PROOF (OF THE SECOND PART). To prove the result we only need to show that for every $\mathbf{X} = \mathbf{x}$, we have

$$\begin{aligned} &[|C(\mathbf{x})| \cdot \mathbb{1}\{\text{sgn}\{C(\mathbf{x})\} \neq \text{sgn}\{f^*(\mathbf{x})\}\}] \\ &\leq \left[\mathbb{1}\{L(\mathbf{x}) < 0 < U(\mathbf{x})\} \cdot \{U(\mathbf{x}) - L(\mathbf{x})\} \cdot \left\{ \frac{1 - \rho(\mathbf{x}; U, L)}{2} \right\} \cdot \mathbb{1}\{\rho^c(\mathbf{x}; U, L, C) > \rho(\mathbf{x}; U, L)\} \right]. \end{aligned} \tag{36}$$

If $[L(\mathbf{x}), U(\mathbf{x})]$ does not cover 0, then both LHS and RHS of (36) are 0 and the inequality is trivially satisfied. If $[L(\mathbf{x}), U(\mathbf{x})] \ni 0$ and $\text{sgn}\{C(\mathbf{x})\} = \text{sgn}\{f^*(\mathbf{x})\}$, then we have

$$\text{LHS of (36)} = 0 \leq \text{RHS of (36)}.$$

If $[L(\mathbf{x}), U(\mathbf{x})] \ni 0$ and $\text{sgn}\{C(\mathbf{x})\} \neq \text{sgn}\{f^*(\mathbf{x})\}$, note that $\text{sgn}\{f^*(\mathbf{x})\} = \text{sgn}\{U(\mathbf{x}) + L(\mathbf{x})\}$, and we have $\text{sgn}\{C(\mathbf{x})\} \neq \text{sgn}\left\{\frac{L(\mathbf{x}) + U(\mathbf{x})}{2}\right\}$. It follows that

$$|C(\mathbf{x})| < \left| C(\mathbf{x}) - \frac{L(\mathbf{x}) + U(\mathbf{x})}{2} \right|,$$

and thus we have $\mathbb{1}\{\rho^c(\mathbf{x}; U, L, C) > \rho(\mathbf{x}; U, L)\} = 1$. Therefore, we have

$$\text{LHS of (36)} = |C(\mathbf{x})|,$$

and

$$\text{RHS of (36)} = \{U(\mathbf{x}) - L(\mathbf{x})\} \cdot \left\{ \frac{1 - \rho(\mathbf{x}; U, L)}{2} \right\}.$$

Observe that in this case $|C(\mathbf{x})| \leq |U(\mathbf{x})| \wedge |L(\mathbf{x})|$ and $|U(\mathbf{x})| \wedge |L(\mathbf{x})| = \{U(\mathbf{x}) - L(\mathbf{x})\} \cdot \left\{ \frac{1 - \rho(\mathbf{x}; U, L)}{2} \right\}$ we conclude LHS of (36) \leq RHS of (36).

D.2: Convergence Rate of $L(\mathbf{X})$ and $U(\mathbf{X})$ for Balke-Pearl Bounds, Siddique Bounds, and Manski-Pepper bounds

Lemma D2 states that if K functions are all $n^{-\theta}$ estimable then their linear combinations, maximum/minimum, and product are also $n^{-\theta}$ estimable. Recall that for a binary outcome, the Balke-Pearl bounds and the Siddique bounds, are compositions of a series of functions using maximum/minimum and linear combinations. To obtain an estimate of $L(\mathbf{X})$ and $U(\mathbf{X})$ that satisfy Assumption 5 for Balke-Pearl bounds and Siddique bounds, it suffices to first obtain an estimate for each constituent part, i.e. $\{p_{y,a|z,\mathbf{X}}, y = \pm 1, a = \pm 1, z = \pm 1\}$, that converges in L_1 with $n^{-\theta}$, and then plug all estimates into the $L(\mathbf{X})$ and $U(\mathbf{X})$ expressions. Analogously, for a continuous outcome and the Manski-Pepper bounds, we only need to obtain estimates for $P(Z = z | \mathbf{X})$, $\mathbb{E}\{Y | Z = z, A = a | \mathbf{X}\}$, and $P(A = a | Z = z, \mathbf{X})$ that converge in L_1 with $n^{-\theta}$ rate, and then plug these estimates into the expressions of the Manski-Pepper bounds; see Supplementary Material A.

LEMMA D2. Let $g_i : \mathcal{X} \mapsto \mathbb{R}, i = 1, \dots, K$, be K functions of \mathbf{X} to be estimated. Suppose we have estimators $\{\hat{g}_i, i = 1, \dots, K\}$ s.t.

$$\mathbb{E} [|\hat{g}_i(\mathbf{X}) - g_i(\mathbf{X})|] \leq \delta_i, i = 1, 2, \dots, K$$

. Then we have the following:

(a) For any constant c_1, c_2, \dots, c_K :

$$\begin{aligned} & \mathbb{E} [|\{c_1 g_1(\mathbf{X}) + c_2 g_2(\mathbf{X}) + \dots + c_K g_K(\mathbf{X})\} - \{c_1 \hat{g}_1(\mathbf{X}) + c_2 \hat{g}_2(\mathbf{X}) + \dots + c_K \hat{g}_K(\mathbf{X})\}|] \\ & \leq |c_1| \cdot \delta_1 + |c_2| \cdot \delta_2 + \dots + |c_K| \cdot \delta_K. \end{aligned}$$

(b)

$$\mathbb{E} [|\max\{g_1(\mathbf{X}), g_2(\mathbf{X}), \dots, g_K(\mathbf{X})\} - \max\{\hat{g}_1(\mathbf{X}), \hat{g}_2(\mathbf{X}), \dots, \hat{g}_K(\mathbf{X})\}|] \leq \delta_1 + \delta_2 + \dots + \delta_K.$$

(c)

$$\mathbb{E} [|\min\{g_1(\mathbf{X}), g_2(\mathbf{X}), \dots, g_K(\mathbf{X})\} - \min\{\hat{g}_1(\mathbf{X}), \hat{g}_2(\mathbf{X}), \dots, \hat{g}_K(\mathbf{X})\}|] \leq \delta_1 + \delta_2 + \dots + \delta_K.$$

(d) If we further assume that $|g_i(\mathbf{X})|, |\hat{g}_i(\mathbf{X})| \leq C$ with probability 1 for some constant C and $i = 1, 2$, then

$$\mathbb{E} \{|g_1(\mathbf{X})g_2(\mathbf{X}) - \hat{g}_1(\mathbf{X})\hat{g}_2(\mathbf{X})|\} \leq C \cdot (\delta_1 + \delta_2).$$

PROOF. Observe that

$$\begin{aligned} & \mathbb{E} [|\{c_1 g_1(\mathbf{X}) + c_2 g_2(\mathbf{X})\} - \{c_1 \hat{g}_1(\mathbf{X}) + c_2 \hat{g}_2(\mathbf{X})\}|] \\ & \leq \mathbb{E} [|c_1| \cdot |g_1(\mathbf{X}) - \hat{g}_1(\mathbf{X})| + |c_2| \cdot |g_2(\mathbf{X}) - \hat{g}_2(\mathbf{X})|] \\ & \leq |c_1| \cdot \delta_1 + |c_2| \cdot \delta_2. \end{aligned}$$

Apply this result iteratively and part (a) is proved by induction.

Next, we prove an upper bound for $|\max\{g_1(\mathbf{X}), g_2(\mathbf{X})\} - \max\{\hat{g}_1(\mathbf{X}), \hat{g}_2(\mathbf{X})\}|$ by cases. If $g_1(\mathbf{X}) \geq g_2(\mathbf{X})$, then we can deduce that

$$\begin{aligned} & \max\{g_1(\mathbf{X}), g_2(\mathbf{X})\} - \max\{\hat{g}_1(\mathbf{X}), \hat{g}_2(\mathbf{X})\} \\ & = g_1(\mathbf{X}) - \max\{\hat{g}_1(\mathbf{X}), \hat{g}_2(\mathbf{X})\} \\ & \leq g_1(\mathbf{X}) - \hat{g}_1(\mathbf{X}) \\ & \leq |g_1(\mathbf{X}) - \hat{g}_1(\mathbf{X})|. \end{aligned}$$

By symmetry, if $g_1(\mathbf{X}) < g_2(\mathbf{X})$, then we can prove

$$\max\{g_1(\mathbf{X}), g_2(\mathbf{X})\} - \max\{\hat{g}_1(\mathbf{X}), \hat{g}_2(\mathbf{X})\} \leq |g_2(\mathbf{X}) - \hat{g}_2(\mathbf{X})|.$$

Combine these two results we have

$$\max\{g_1(\mathbf{X}), g_2(\mathbf{X})\} - \max\{\hat{g}_1(\mathbf{X}), \hat{g}_2(\mathbf{X})\} \leq |g_2(\mathbf{X}) - \hat{g}_2(\mathbf{X})| + |g_1(\mathbf{X}) - \hat{g}_1(\mathbf{X})|. \quad (37)$$

On the other hand, if $\hat{g}_1(\mathbf{X}) \geq \hat{g}_2(\mathbf{X})$, then we can deduce that

$$\begin{aligned} & \max\{g_1(\mathbf{X}), g_2(\mathbf{X})\} - \max\{\hat{g}_1(\mathbf{X}), \hat{g}_2(\mathbf{X})\} \\ & = \max\{g_1(\mathbf{X}), g_2(\mathbf{X})\} - \hat{g}_1(\mathbf{X}) \\ & \geq g_1(\mathbf{X}) - \hat{g}_1(\mathbf{X}) \\ & \geq -|g_1(\mathbf{X}) - \hat{g}_1(\mathbf{X})|. \end{aligned}$$

By symmetry, if $\hat{g}_1(\mathbf{X}) < \hat{g}_2(\mathbf{X})$, then we can prove

$$\max\{g_1(\mathbf{X}), g_2(\mathbf{X})\} - \max\{\hat{g}_1(\mathbf{X}), \hat{g}_2(\mathbf{X})\} \geq -|g_2(\mathbf{X}) - \hat{g}_2(\mathbf{X})|.$$

Therefore we have

$$\max\{g_1(\mathbf{X}), g_2(\mathbf{X})\} - \max\{\hat{g}_1(\mathbf{X}), \hat{g}_2(\mathbf{X})\} \geq -|g_2(\mathbf{X}) - \hat{g}_2(\mathbf{X})| - |g_1(\mathbf{X}) - \hat{g}_1(\mathbf{X})|. \quad (38)$$

Finally combine inequalities (37) and (38), we have

$$|\max\{g_1(\mathbf{X}), g_2(\mathbf{X})\} - \max\{\hat{g}_1(\mathbf{X}), \hat{g}_2(\mathbf{X})\}| \leq |g_2(\mathbf{X}) - \hat{g}_2(\mathbf{X})| + |g_1(\mathbf{X}) - \hat{g}_1(\mathbf{X})|. \quad (39)$$

Use inequality (39) iteratively and we have

$$\begin{aligned} & |\max\{g_1(\mathbf{X}), g_2(\mathbf{X}), \dots, g_K(\mathbf{X})\} - \max\{\hat{g}_1(\mathbf{X}), \hat{g}_2(\mathbf{X}), \dots, \hat{g}_K(\mathbf{X})\}| \\ & = |\max\{\max\{g_1(\mathbf{X}), g_2(\mathbf{X}), \dots, g_{K-1}(\mathbf{X})\}, g_K(\mathbf{X})\} - \max\{\max\{\hat{g}_1(\mathbf{X}), \hat{g}_2(\mathbf{X}), \dots, \hat{g}_{K-1}(\mathbf{X})\}, \hat{g}_K(\mathbf{X})\}| \\ & \leq |\max\{g_1(\mathbf{X}), g_2(\mathbf{X}), \dots, g_{K-1}(\mathbf{X})\} - \max\{\hat{g}_1(\mathbf{X}), \hat{g}_2(\mathbf{X}), \dots, \hat{g}_{K-1}(\mathbf{X})\}| + |g_K(\mathbf{X}) - \hat{g}_K(\mathbf{X})| \\ & \leq \dots \\ & \leq \sum_{i=1}^K |g_i(\mathbf{X}) - \hat{g}_i(\mathbf{X})|. \end{aligned}$$

Then we can conclude:

$$\begin{aligned} & \mathbb{E} \left[\left| \max\{g_1(\mathbf{X}), g_2(\mathbf{X}), \dots, g_K(\mathbf{X})\} - \max\{\hat{g}_1(\mathbf{X}), \hat{g}_2(\mathbf{X}), \dots, \hat{g}_K(\mathbf{X})\} \right| \right] \\ & \leq \mathbb{E} \left[\sum_{i=1}^K |g_i(\mathbf{X}) - \hat{g}_i(\mathbf{X})| \right] \\ & \leq \sum_{i=1}^K \delta_i, \end{aligned}$$

and part (b) is proved. Proof of part (c) is analogous to that of part (b) and is omitted.

Finally, to prove part (d), it suffices to observe that

$$\begin{aligned} & \mathbb{E} \{ |g_1(\mathbf{X})g_2(\mathbf{X}) - \hat{g}_1(\mathbf{X})\hat{g}_2(\mathbf{X})| \} \\ & \leq \mathbb{E} [|g_1(\mathbf{X}) \{g_2(\mathbf{X}) - \hat{g}_2(\mathbf{X})\}| + | \{ \hat{g}_1(\mathbf{X}) - g_1(\mathbf{X}) \} \hat{g}_2(\mathbf{X}) |] \\ & \leq C \cdot \mathbb{E} [|g_2(\mathbf{X}) - \hat{g}_2(\mathbf{X})| + | \hat{g}_1(\mathbf{X}) - g_1(\mathbf{X}) |] \\ & \leq C \cdot (\delta_1 + \delta_2). \end{aligned}$$

Supplementary Material E: Proofs of Lemmas and Theorem 2

E.1: Proof of Theorem 2

First notice that $\hat{f}_n^{\lambda_n}$ is the minimizer of

$$\frac{1}{|I_2|} \sum_{i \in I_2} l(\mathbf{X}_i; \hat{w}, \hat{e}, f) + \frac{\lambda_n}{2} \|f\|^2.$$

Consider a function $f_0 = 0$ everywhere, then

$$\begin{aligned} \frac{1}{|I_2|} \sum_{i \in I_2} l(\mathbf{X}_i; \hat{w}, \hat{e}, f) + \frac{\lambda_n}{2} \|\hat{f}_n^{\lambda_n}\|^2 & \leq \frac{1}{|I_2|} \sum_{i \in I_2} l(\mathbf{X}_i; \hat{w}, \hat{e}, f_0) + \frac{\lambda_n}{2} \|f_0\|^2 \\ & = \frac{1}{|I_2|} \sum_{i \in I_2} \hat{w}(\mathbf{X}_i). \end{aligned} \tag{40}$$

According to Assumption 3, we have $|\hat{L}|, |\hat{U}| \leq M_3$; therefore $|\hat{w}(\mathbf{X}_i)| \leq 2M_3$. Plug his into (40) and we have:

$$2M_3 \geq \frac{1}{|I_2|} \sum_{i \in I_2} l(\mathbf{X}_i; \hat{w}, \hat{e}, f) + \frac{\lambda_n}{2} \|\hat{f}_n^{\lambda_n}\|^2 \geq \frac{\lambda_n}{2} \|\hat{f}_n^{\lambda_n}\|^2.$$

This implies that $\|\hat{f}_n^{\lambda_n}\| \leq \frac{2\sqrt{M_3}}{\sqrt{\lambda_n}}$. Let f_n^* be the optimal function with respect to penalized risk:

$$f_n^* = \operatorname{argmin}_{f \in \mathcal{F}} \mathbb{E}l(\mathbf{X}; w, e, f) + \frac{\lambda_n}{2} \|f\|^2$$

When the penalty factor is set to be λ_n , f_n^* is the best we can get. Similar norm bound results for f_n^* exist:

$$\begin{aligned} \mathbb{E}l(\mathbf{X}; w, e, f_n^*) + \frac{\lambda_n}{2} \|f_n^*\|^2 & \leq \mathbb{E}l(\mathbf{X}; w, e, f_0) + \frac{\lambda_n}{2} \|f_0\|^2 \\ & \leq 2M_1. \end{aligned}$$

Therefore $\|f_n^*\| \leq \frac{2\sqrt{M_1}}{\sqrt{\lambda_n}}$. According to assumption we have $\|f\| \geq M_4\|f\|_\infty$ for any $f \in \mathcal{F}$. Therefore, $\|f_n^*\|_\infty, \|\hat{f}_n^{\lambda_n}\|_\infty \leq \frac{2\sqrt{M_1\sqrt{M_3}}}{M_4\sqrt{\lambda_n}}$. Define B_n to be the set of functions f s.t. $f \in \mathcal{F}$ and $\|f\|_\infty \leq \frac{2\sqrt{M_3\sqrt{M_1}}}{M_4\sqrt{\lambda_n}}$. Obviously $f_n^*, \hat{f}_n^{\lambda_n} \in B_n$. By assumption 4, we also have $\hat{f}_n^{\lambda_n} \in B_n^*$. According to Assumption 1, there exists an optimal rule $f_{\mathcal{F}}^*$ with finite norm. We naturally have the following risk decomposition:

$$\begin{aligned} & \mathcal{R}_{\text{upper}}^h(\hat{f}_n^{\lambda_n}) - \inf_{f \in \mathcal{F}} \mathcal{R}_{\text{upper}}^h(f) \\ &= \mathbb{E}l(\mathbf{X}; w, e, \hat{f}_n^{\lambda_n}) - \mathbb{E}l(\mathbf{X}; w, e, f_{\mathcal{F}}^*) \\ &= \underbrace{\mathbb{E}l(\mathbf{X}; w, e, \hat{f}_n^{\lambda_n}) - \mathbb{E}l(\mathbf{X}; w, e, f_n^*)}_{Q_1} - \frac{\lambda_n}{2}\|f_n^*\|^2 + \underbrace{\mathbb{E}l(\mathbf{X}; w, e, f_n^*) + \frac{\lambda_n}{2}\|f_n^*\|^2 - \mathbb{E}l(\mathbf{X}; w, e, f_{\mathcal{F}}^*)}_{Q_2}. \end{aligned}$$

We bound Q_1 and Q_2 separately. Note that \hat{w} and \hat{e} are also random variables in addition to \mathbf{X} . We first bound Q_1 by decomposing Q_1 into five terms. Note that

$$\begin{aligned} Q_1 &\leq \mathbb{E}l(\mathbf{X}; w, e, \hat{f}_n^{\lambda_n}) + \frac{\lambda_n}{2}\|\hat{f}_n^{\lambda_n}\|^2 - \mathbb{E}l(\mathbf{X}; w, e, f_n^*) - \frac{\lambda_n}{2}\|f_n^*\|^2 \\ &= \mathbb{E} \left\{ \underbrace{\sum_{i \in I_2} \frac{1}{|I_2|} l(\mathbf{X}_i; w, e, f_n^*) - \mathbb{E}l(\mathbf{X}; w, e, f_n^*)}_{Q_{11}} \right\} \\ &\quad + \mathbb{E} \left\{ \underbrace{\sum_{i \in I_2} \frac{1}{|I_2|} l(\mathbf{X}_i; \hat{w}, \hat{e}, f_n^*) - \sum_{i \in I_2} \frac{1}{|I_2|} l(\mathbf{X}_i; w, e, f_n^*)}_{Q_{12}} \right\} \\ &\quad + \mathbb{E} \left\{ \underbrace{\frac{1}{|I_2|} \sum_{i \in I_2} l(\mathbf{X}_i; \hat{w}, \hat{e}, \hat{f}_n^{\lambda_n}) + \frac{\lambda_n}{2}\|\hat{f}_n^{\lambda_n}\|^2 - \frac{1}{|I_2|} \sum_{i \in I_2} l(\mathbf{X}_i; \hat{w}, \hat{e}, f_n^*) - \frac{\lambda_n}{2}\|f_n^*\|^2}_{Q_{13}} \right\} \\ &\quad + \mathbb{E} \left\{ \underbrace{\frac{1}{|I_2|} \sum_{i \in I_2} l(\mathbf{X}_i; w, e, \hat{f}_n^{\lambda_n}) - \sum_{i \in I_2} \frac{1}{|I_2|} l(\mathbf{X}_i; \hat{w}, \hat{e}, \hat{f}_n^{\lambda_n})}_{Q_{14}} \right\} \\ &\quad + \mathbb{E} \left\{ \underbrace{\mathbb{E}l(\mathbf{X}; w, e, \hat{f}_n^{\lambda_n}) - \sum_{i \in I_2} \frac{1}{|I_2|} l(\mathbf{X}_i; w, e, \hat{f}_n^{\lambda_n})}_{Q_{15}} \right\} \end{aligned}$$

Below we will bound Q_{11} , Q_{12} , Q_{13} , Q_{14} , and Q_{15} separately.

First, we have

$$\begin{aligned} Q_{15} &\leq \mathbb{E}_{\mathbf{X}_{|I_1|}} \mathbb{E}_{\mathbf{X}_{|I_2|}} \left| \mathbb{E}l(\mathbf{X}; w, e, \hat{f}_n^{\lambda_n}) - \sum_{i \in I_2} \frac{1}{|I_2|} l(\mathbf{X}_i; w, e, \hat{f}_n^{\lambda_n}) \right| \\ &\leq \mathbb{E}_{\mathbf{X}_{|I_1|}} \mathbb{E}_{\mathbf{X}_{|I_2|}} \sup_{f \in B_n^*} \left| \mathbb{E}l(\mathbf{X}; w, e, f) - \sum_{i \in I_2} \frac{1}{|I_2|} l(\mathbf{X}_i; w, e, f) \right| \quad (\text{by } \hat{f}_n^{\lambda_n} \in B_n^*) \quad (41) \\ &= \mathbb{E}_{\mathbf{X}_{|I_1|}} Q'_{11} \leq O\left(\frac{1}{\sqrt{n} \cdot \lambda_n}\right), \end{aligned}$$

where the last inequality follows from Lemma 2. Besides we have $Q_{11} = 0$ by simple calculation.

Second, we have

$$\begin{aligned}
 Q_{14} &\leq \mathbb{E}_{\mathbf{X}_{[I_1]}} \mathbb{E}_{\mathbf{X}_{[I_2]}} \left\{ \frac{1}{|I_2|} \sum_{i \in I_2} l(\mathbf{X}_i; w, e, \hat{f}_n^{\lambda_n}) - \sum_{i \in I_2} \frac{1}{|I_2|} l(\mathbf{X}_i; \hat{w}, \hat{e}, \hat{f}_n^{\lambda_n}) \right\} \\
 &\leq \mathbb{E}_{\mathbf{X}_{[I_1]}} \sup_{f \in B_n} \left| \mathbb{E}_{\mathbf{X}_{[I_2]}} \left\{ \frac{1}{|I_2|} \sum_{i \in I_2} l(\mathbf{X}_i; w, e, f) - \sum_{i \in I_2} \frac{1}{|I_2|} l(\mathbf{X}_i; \hat{w}, \hat{e}, f) \right\} \right| \\
 &\leq O\left(\lambda_n^{-\frac{1}{2}} n^{-(\alpha \wedge \beta)}\right),
 \end{aligned} \tag{42}$$

where the last inequality follows from Lemma 1. Similarly,

$$\begin{aligned}
 Q_{12} &\leq \mathbb{E}_{\mathbf{X}_{[I_1]}} \sup_{f \in B_n} \left| \mathbb{E}_{\mathbf{X}_{[I_2]}} \left\{ \frac{1}{|I_2|} \sum_{i \in I_2} l(\mathbf{X}_i; w, e, f) - \sum_{i \in I_2} \frac{1}{|I_2|} l(\mathbf{X}_i; \hat{w}, \hat{e}, f) \right\} \right| \\
 &\leq O\left(\lambda_n^{-\frac{1}{2}} n^{-(\alpha \wedge \beta)}\right)
 \end{aligned} \tag{43}$$

Third, by definition of $\hat{f}_n^{\lambda_n}$, we have

$$Q_{13} \leq 0. \tag{44}$$

Finally, we have

$$\begin{aligned}
 Q_2 &= \mathbb{E}l(\mathbf{X}; w, e, f_n^*) + \frac{\lambda_n}{2} \|f_n^*\|^2 - \mathbb{E}l(\mathbf{X}; w, e, f_{\mathcal{F}}^*) \\
 &= \mathbb{E}l(\mathbf{X}; w, e, f_n^*) + \frac{\lambda_n}{2} \|f_n^*\|^2 - \mathbb{E}l(\mathbf{X}; w, e, f_{\mathcal{F}}^*) - \frac{\lambda_n}{2} \|f_{\mathcal{F}}^*\|^2 + \frac{\lambda_n}{2} \|f_{\mathcal{F}}^*\|^2 \\
 &\leq \frac{\lambda_n}{2} \|f_{\mathcal{F}}^*\|^2 \quad (\text{By definition of } f_n^*) \\
 &\leq O(\lambda_n) \quad (\text{By assumption 1}).
 \end{aligned} \tag{45}$$

Combine all the results above, we conclude

$$\begin{aligned}
 &\mathcal{R}_{\text{upper}}^h(\hat{f}_n^{\lambda_n}) - \inf_{f \in \mathcal{F}} \mathcal{R}_{\text{upper}}^h(f) \\
 &\leq Q_{11} + Q_{12} + Q_{13} + Q_{14} + Q_{15} + Q_2 \\
 &\leq O(\lambda_n + n^{-\frac{1}{2}} \lambda_n^{-1} + \lambda_n^{-\frac{1}{2}} (n^{-\alpha} + n^{-\beta})),
 \end{aligned}$$

and this completes the proof of Theorem 2.

E.2: Proof of Lemma 1

Without loss of generality, let $1 \in I_2$. Note that

$$\begin{aligned}
& \mathbb{E}_{\mathbf{X}_{[I_1]}} \sup_{f \in B_n} \left| \mathbb{E}_{\mathbf{X}_{[I_2]}} \left\{ \frac{1}{|I_2|} \sum_{i \in I_2} l(\mathbf{X}_i; w, e, f) - \sum_{i \in I_2} \frac{1}{|I_2|} l(\mathbf{X}_i; \hat{w}, \hat{e}, f) \right\} \right| \\
& \leq \mathbb{E}_{\mathbf{X}_{[I_1]}} \sum_{i \in I_2} \sup_{f \in B_n} \left| \mathbb{E}_{\mathbf{X}_i} \left\{ \frac{1}{|I_2|} l(\mathbf{X}_i; w, e, f) - \frac{1}{|I_2|} l(\mathbf{X}_i; \hat{w}, \hat{e}, f) \right\} \right| \\
& = \mathbb{E}_{\mathbf{X}_{[I_1]}} \sup_{f \in B_n} |\mathbb{E}_{\mathbf{X}_1} \{l(\mathbf{X}_1; w, e, f) - l(\mathbf{X}_1; \hat{w}, \hat{e}, f)\}| \\
& \leq \mathbb{E}_{\mathbf{X}_{[I_1]}} \sup_{f \in B_n} \mathbb{E}_{\mathbf{X}_1} |l(\mathbf{X}_1; w, e, f) - l(\mathbf{X}_1; \hat{w}, \hat{e}, f)|.
\end{aligned} \tag{46}$$

Moreover, note that

$$\begin{aligned}
& |l(x; w, e, f) - l(x; \hat{w}, \hat{e}, f)| \\
& = |\{w(x) - \hat{w}(x)\} + f(x)\{w(x)e(x) - \hat{w}(x)\hat{e}(x)\}| \\
& \leq |\{w(x) - \hat{w}(x)\}| + |f(x)\{w(x)e(x) - \hat{w}(x)\hat{e}(x)\}| \\
& \leq |\{w(x) - \hat{w}(x)\}| + O\left(\frac{1}{\sqrt{\lambda_n}}\right) |w(x)e(x) - \hat{w}(x)\hat{e}(x)|,
\end{aligned} \tag{47}$$

where the last inequality follows because $f \in B_n$.

Plug this into (46) and we have

$$\begin{aligned}
& \mathbb{E}_{\mathbf{X}_{[I_1]}} \sup_{f \in B_n} \mathbb{E}_{\mathbf{X}_1} |l(\mathbf{X}_1; w, e, f) - l(\mathbf{X}_1; \hat{w}, \hat{e}, f)| \\
& \leq \mathbb{E}_{\mathbf{X}_{[I_1]}} \sup_{f \in B_n} \mathbb{E}_{\mathbf{X}_1} \left\{ |w(\mathbf{X}_1) - \hat{w}(\mathbf{X}_1)| + O\left(\frac{1}{\sqrt{\lambda_n}}\right) |w(\mathbf{X}_1)e(\mathbf{X}_1) - \hat{w}(\mathbf{X}_1)\hat{e}(\mathbf{X}_1)| \right\} \\
& = \mathbb{E}_{\mathbf{X}_{[I_1]}} \mathbb{E}_{\mathbf{X}_1} \left\{ |w(\mathbf{X}_1) - \hat{w}(\mathbf{X}_1)| + O\left(\frac{1}{\sqrt{\lambda_n}}\right) |w(\mathbf{X}_1)e(\mathbf{X}_1) - \hat{w}(\mathbf{X}_1)\hat{e}(\mathbf{X}_1)| \right\}. \\
& = \mathbb{E} \left\{ |w(\mathbf{X}_1) - \hat{w}(\mathbf{X}_1)| + O\left(\frac{1}{\sqrt{\lambda_n}}\right) |w(\mathbf{X}_1)e(\mathbf{X}_1) - \hat{w}(\mathbf{X}_1)\hat{e}(\mathbf{X}_1)| \right\} \\
& \leq n^{-(\alpha \wedge \beta)} O\left(1 + \frac{1}{\sqrt{\lambda_n}}\right) \quad (\text{by Lemma E1 to be stated and proved in C.3}) \\
& \leq O\left(n^{-(\alpha \wedge \beta)} / \sqrt{\lambda_n}\right) \quad (\text{because } \lambda_n \text{ is } o(1)).
\end{aligned}$$

E.3: Lemma E1 and Proof

LEMMA E1. Under Assumption 5, we have

$$\mathbb{E} \{|\hat{w}(\mathbf{X}) - w(\mathbf{X})|\} \leq \mathbb{E} \{|\hat{w}(\mathbf{X})\hat{e}(\mathbf{X}) - w(\mathbf{X})e(\mathbf{X})|\} \leq O\left(n^{-(\alpha \wedge \beta)}\right)$$

PROOF. Consider

$$\begin{aligned}
w'(x) = w(x)e(x) &= -U(x) \cdot \mathbb{1}\{L(x) > 0\} - L(x) \cdot \mathbb{1}\{U(x) < 0\} \\
&+ \{-|U(x)| + |L(x)|\} \cdot \mathbb{1}\{[L(x), U(x)] \ni 0\},
\end{aligned}$$

and

$$\begin{aligned}\widehat{w}'(x) &= \widehat{w}(x)\widehat{e}(x) = -\widehat{U}(x) \cdot \mathbb{1}\{\widehat{L}(x) > 0\} - \widehat{L}(x) \cdot \mathbb{1}\{\widehat{U}(x) < 0\} \\ &\quad + \{-|\widehat{U}(x)| + |\widehat{L}(x)|\} \cdot \mathbb{1}\{[\widehat{L}(x), \widehat{U}(x)] \ni 0\}.\end{aligned}$$

Then it can be easily verified that

$$w(x) = |w'(x)| \quad \text{and} \quad e(x) = \text{sgn}\{w'(x)\},$$

and similarly

$$\widehat{w}(x) = |\widehat{w}'(x)| \quad \text{and} \quad \widehat{e}(x) = \text{sgn}\{\widehat{w}'(x)\}.$$

Therefore, we have

$$|\widehat{w}(x)\widehat{e}(x) - w(x)e(x)| = |\widehat{w}'(x) - w'(x)|$$

and

$$|w(x) - \widehat{w}(x)| = ||w'(x)| - |\widehat{w}'(x)|| \leq |\widehat{w}'(x) - w'(x)|,$$

which directly implies that

$$\mathbb{E}\{|\widehat{w}(\mathbf{X}) - w(\mathbf{X})|\} \leq \mathbb{E}\{|\widehat{w}(\mathbf{X})\widehat{e}(\mathbf{X}) - w(\mathbf{X})e(\mathbf{X})|\}. \quad (48)$$

Below we will bound $|\widehat{w}'(x) - w'(x)|$. Let

$$\begin{aligned}S &= |\widehat{w}'(x) - w'(x)| \\ &= \left| [-U(x) \cdot \mathbb{1}\{L(x) > 0\} - L(x) \cdot \mathbb{1}\{U(x) < 0\} + \{-|U(x)| + |L(x)|\} \cdot \mathbb{1}\{[L(x), U(x)] \ni 0\}] \right. \\ &\quad \left. - [-\widehat{U}(x) \cdot \mathbb{1}\{\widehat{L}(x) > 0\} - \widehat{L}(x) \cdot \mathbb{1}\{\widehat{U}(x) < 0\} + \{-|\widehat{U}(x)| + |\widehat{L}(x)|\} \cdot \mathbb{1}\{[\widehat{L}(x), \widehat{U}(x)] \ni 0\}] \right|\end{aligned}$$

We claim

$$S \leq |\widehat{U}(x) - U(x)| + |\widehat{L}(x) - L(x)|. \quad (49)$$

We prove this inequality case by case:

Case 1: If one of the following three clauses holds, it's straightforward to verify (49):

- $L(x) > 0$ and $\widehat{L}(x) > 0$;
- $U(x) < 0$ and $\widehat{U}(x) < 0$;
- $[L(x), U(x)] \ni 0$ and $[\widehat{L}(x), \widehat{U}(x)] \ni 0$.

Case 2: If $L(x) > 0$ and $[\widehat{L}(x), \widehat{U}(x)] \ni 0$,

$$S = |\widehat{U}(x) - U(x) + \widehat{L}(x)| \leq |\widehat{U}(x) - U(x)| - \widehat{L}(x) \leq |\widehat{U}(x) - U(x)| + |\widehat{L}(x) - L(x)|.$$

By symmetry, if $\widehat{L}(x) > 0$ and $[L(x), U(x)] \ni 0$, (49) holds too.

Case 3: If $L(x) > 0$ and $\widehat{U}(x) < 0$, then

$$S = -\widehat{L}(x) + U(x) \leq U(x) - \widehat{U}(x) + L(x) - \widehat{L}(x) \leq |\widehat{U}(x) - U(x)| + |\widehat{L}(x) - L(x)|.$$

By symmetry, if $\widehat{L}(x) > 0$ and $U(x) < 0$ (49) holds too.

Case 4: If $\widehat{U}(x) < 0$ and $[L(x), U(x)] \ni 0$, then

$$S = |-L(x) - U(x) + \widehat{L}(x)| \leq |\widehat{L}(x) - L(x)| + U(x) \leq |\widehat{U}(x) - U(x)| + |\widehat{L}(x) - L(x)|$$

By symmetry, if $U(x) < 0$ and $[\widehat{L}(x), \widehat{U}(x)] \ni 0$, (49) holds too.

Therefore, we claim that

$$S \leq |\widehat{U}(x) - U(x)| + |\widehat{L}(x) - L(x)|.$$

Combine (48) and (49) and we finally prove Lemma 3:

$$\begin{aligned} & \mathbb{E} \{ |\widehat{w}(\mathbf{X})\widehat{e}(\mathbf{X}) - w(\mathbf{X})e(\mathbf{X})| \} \\ &= \mathbb{E} \{ |\widehat{w}'(\mathbf{X}) - w'(\mathbf{X})| \} \\ &\leq \mathbb{E} \left\{ \left| \widehat{U}(\mathbf{X}) - U(\mathbf{X}) \right| + \left| \widehat{L}(\mathbf{X}) - L(\mathbf{X}) \right| \right\} \\ &\leq O(n^{-(\alpha \wedge \beta)}). \end{aligned}$$

E.4: Proof of Lemma 2

We prove Lemma 2 using theorem 2.14.1 of Van Der Vaart and Wellner (1996). Consider the function class $\mathcal{F}_{w,e,n} = \{l(x; w, e, f) : f \in B_n^*\}$. Then

$$Q'_{11} = \frac{1}{\sqrt{|I_2|}} \mathbb{E} \|\mathbb{G}_n\|_{\mathcal{F}_{w,e,n}}.$$

Define a constant function $F(x) = M_1 \left(1 + \frac{2\sqrt{M_3 \vee M_1}}{M_4 \sqrt{\lambda_n}} \right)$, and we have

$$\begin{aligned} |l(x; w, e, f)| &= |w(x)\{1 + e(x)f(x)\}^+| \\ &\leq |w(x)\{1 + e(x)f(x)\}| \\ &\leq M_1 \cdot \left(1 + \frac{2\sqrt{M_3 \vee M_1}}{M_4 \sqrt{\lambda_n}} \right) \\ &= F(x) = O\left(1/\sqrt{\lambda_n}\right). \end{aligned}$$

Therefore, F is an envelop function for $\mathcal{F}_{w,e,n}$.

According to theorem 2.14.1 of Van Der Vaart and Wellner (1996), we have

$$\mathbb{E} \|\mathbb{G}_n\|_{\mathcal{F}_{w,e,n}} \leq O\left(\sup_Q \int_0^1 \sqrt{1 + \log N(\epsilon \cdot \|F\|_{Q,2}, \mathcal{F}_{w,e,n}, L_2(Q))} d\epsilon \cdot \|F\|_{P,2}\right),$$

where the supremum is taken over all discrete probability measures Q with $\|F\|_{Q,2} > 0$ and the inequality holds up to a universal constant. Note $\|F\|_{Q,2} \propto \frac{1}{\sqrt{\lambda_n}}$ and by Assumption 4 we have

$$\begin{aligned} \log N(\epsilon \cdot \|F\|_{Q,2}, \mathcal{F}_{w,e,n}, L_2(Q)) &\leq \log N(\epsilon \cdot \|F\|_{Q,2}, \frac{C_0}{\lambda_n} \mathcal{F}_0, L_2(Q)) \\ &\leq \log N(\epsilon \cdot \|F\|_{Q,2} \cdot \frac{\lambda_n}{C_0}, \mathcal{F}_0, L_2(Q)) \\ &\leq O((\epsilon \cdot \sqrt{\lambda_n})^{-v}). \end{aligned}$$

It follows that

$$\sup_Q \int_0^1 \sqrt{1 + \log N(\epsilon \cdot \|F\|_{Q,2}, \mathcal{F}_{w,e,n}, L_2(Q))} d\epsilon \leq O(\lambda_n^{-v/4}) \leq \lambda_n^{-\frac{1}{2}}.$$

Therefore, we have

$$\mathbb{E}\|\mathbb{G}_n\|_{\mathcal{F}_{w,e,n}} \leq O\left(\frac{1}{\sqrt{\lambda_n}} \cdot \|F\|_{P,2}\right) \leq O(1/\lambda_n),$$

which implies that $Q'_{11} \leq O\left(\frac{1}{\sqrt{n} \cdot \lambda_n}\right)$.

Finally we have

$$\mathbb{E}_{\mathbf{X}_{[I_1]}} \mathbb{E}_{\mathbf{X}_{[I_2]}} \sup_{f \in B_n^*} \left| \mathbb{E}l(\mathbf{X}; w, e, f) - \sum_{i \in I_2} \frac{1}{|I_2|} l(\mathbf{X}_i; w, e, f) \right| \leq \mathbb{E}Q'_{11} \leq O\left(\frac{1}{\sqrt{n} \cdot \lambda_n}\right).$$

Supplementary Material F: Additional Simulations

F.1: Data Generating Processes and Simulation Results when $g_2(\mathbf{X}, U, A)$ is Model (2)

Data generating processes considered in the main article does not necessarily satisfy the IV identification assumptions underpinning the approach proposed by Cui and Tchetgen Tchetgen (2020). To see this, we follow Cui and Tchetgen Tchetgen (2020) and Wang and Tchetgen Tchetgen (2018) and denote

$$\tilde{\delta}(\mathbf{X}, U) = P(A = 1 \mid Z = 1, \mathbf{X}, U) - P(A = 1 \mid Z = -1, \mathbf{X}, U),$$

and

$$\tilde{\gamma}(\mathbf{X}, U) = \mathbb{E}[Y(1) \mid \mathbf{X}, U] - \mathbb{E}[Y(-1) \mid \mathbf{X}, U].$$

Wang and Tchetgen Tchetgen (2018) showed that one sufficient condition to point identify the treatment effect is the following: $\text{Cov}(\tilde{\delta}(\mathbf{X}, U), \tilde{\gamma}(\mathbf{X}, U) \mid \mathbf{X}) = 0$. It is easy to see that according to the DGP in Section 6, we have

$$\tilde{\delta}(X, U) = \text{expit}\{8 + X_1 - 7X_2 + \lambda(1 + X_1)U\} - \text{expit}\{-8 + X_1 - 7X_2 + \lambda(1 + X_1)U\},$$

which depends on U unless $\lambda = 0$. Similarly, observe that

$$\tilde{\gamma}(X, U) = \text{expit}\{g_1(\mathbf{X}, U) + g_2(\mathbf{X}, U, 1)\} - \text{expit}\{g_1(\mathbf{X}, U) + g_2(\mathbf{X}, U, -1)\}$$

depends on U except when $\xi = \delta = 0$. Therefore, we have $\text{Cov}(\tilde{\delta}(\mathbf{X}, U), \tilde{\gamma}(\mathbf{X}, U) \mid \mathbf{X}) \neq 0$ in general and the data-generating processes considered in the simulation section does *not* always satisfy the IV identification assumptions studied in Wang and Tchetgen Tchetgen (2018) and Cui and Tchetgen Tchetgen (2020).

Table 1 is analogous to Table 2 in the main article; it summarizes the simulation results when $g_2(\mathbf{X}, U, A)$ is set to be Model (2).

F.2: Simulation Results Comparing IV-PILE and OWL when relevant probabilities in $L(\mathbf{X})$ and $U(\mathbf{X})$ are Estimated via Multinomial Logistic Regression and Random Forest with Different Node Sizes

In this section, we report simulations results for IV-PILE and OWL when relevant conditional probabilities in $L(\mathbf{X})$ and $U(\mathbf{X})$ are estimated with simple but misspecified parametric regression models and random forests with different node sizes. The default node size setting as implemented in the `randomforest` package in **R** is 1 for classification problems, and simulation results corresponding to using this default setting has been reported in the main article. We consider three additional settings in this section: 1) fitting relevant conditional probabilities with multinomial logistic regression; 2) fitting all relevant conditional probabilities with random forest model with node size = 5; 3) fitting all relevant conditional probabilities with random forest model with node size = 10. We report simulations results with $n_{\text{train}} = 300$ in Table 2 and $n_{\text{train}} = 500$ in Table 3. Note that C_{DGP} in these cases are the same as before as C_{DGP} depends only on the data-generating process and not on the specific algorithms. All qualitative trends summarized in the main article apply in these additional simulations. Notably, IV-PILE outperforms OWL in all additional simulation settings, when relevant conditional probabilities are fitted using the same method. We found that tuning the node size in the random forest classifier might improve the performance in some settings, and random forest with properly selected node size outperformed the misspecified parametric models in general.

	IV-PILE-RF		OWL-RF		COIN-FLIP	C_{DGP}
	$n_{\text{train}} = 300$	$n_{\text{train}} = 500$	$n_{\text{train}} = 300$	$n_{\text{train}} = 500$		
$\xi = 0, g_1 = \text{Model (1)}$						
$(\lambda, \delta) = (0.5, 0.5)$	0.019 (0.019)	0.017 (0.016)	0.194 (0.011)	0.195 (0.008)	0.111 (0.000)	0.001
$(\lambda, \delta) = (1.0, 1.0)$	0.023 (0.021)	0.022 (0.019)	0.194 (0.011)	0.196 (0.008)	0.114 (0.000)	0.003
$(\lambda, \delta) = (1.5, 1.5)$	0.034 (0.026)	0.031 (0.020)	0.198 (0.011)	0.199 (0.009)	0.119 (0.000)	0.009
$(\lambda, \delta) = (2.0, 2.0)$	0.043 (0.033)	0.042 (0.024)	0.199 (0.012)	0.202 (0.008)	0.126 (0.000)	0.018
$\xi = 1, g_1 = \text{Model (1)}$						
$(\lambda, \delta) = (0.5, 0.5)$	0.026 (0.024)	0.020 (0.019)	0.184 (0.010)	0.185 (0.008)	0.105 (0.000)	0.000
$(\lambda, \delta) = (1.0, 1.0)$	0.032 (0.028)	0.029 (0.024)	0.183 (0.010)	0.183 (0.008)	0.107 (0.000)	0.003
$(\lambda, \delta) = (1.5, 1.5)$	0.042 (0.034)	0.038 (0.028)	0.181 (0.010)	0.181 (0.008)	0.109 (0.000)	0.005
$(\lambda, \delta) = (2.0, 2.0)$	0.063 (0.042)	0.052 (0.032)	0.183 (0.011)	0.182 (0.008)	0.114 (0.000)	0.009
$\xi = 0, g_1 = \text{Model (2)}$						
$(\lambda, \delta) = (0.5, 0.5)$	0.047 (0.046)	0.039 (0.036)	0.214 (0.011)	0.215 (0.009)	0.123 (0.000)	0.001
$(\lambda, \delta) = (1.0, 1.0)$	0.060 (0.051)	0.046 (0.037)	0.217 (0.011)	0.217 (0.008)	0.127 (0.000)	0.005
$(\lambda, \delta) = (1.5, 1.5)$	0.075 (0.054)	0.067 (0.045)	0.220 (0.011)	0.221 (0.008)	0.133 (0.000)	0.012
$(\lambda, \delta) = (2.0, 2.0)$	0.102 (0.060)	0.095 (0.050)	0.227 (0.011)	0.226 (0.009)	0.141 (0.000)	0.021
$\xi = 1, g_1 = \text{Model (2)}$						
$(\lambda, \delta) = (0.5, 0.5)$	0.046 (0.044)	0.036 (0.033)	0.213 (0.011)	0.214 (0.008)	0.123 (0.000)	0.001
$(\lambda, \delta) = (1.0, 1.0)$	0.066 (0.055)	0.048 (0.039)	0.216 (0.010)	0.216 (0.008)	0.126 (0.000)	0.004
$(\lambda, \delta) = (1.5, 1.5)$	0.079 (0.056)	0.067 (0.044)	0.220 (0.011)	0.220 (0.009)	0.132 (0.000)	0.012
$(\lambda, \delta) = (2.0, 2.0)$	0.105 (0.063)	0.099 (0.052)	0.226 (0.010)	0.226 (0.008)	0.140 (0.000)	0.021

Table 1: Estimated weighted misclassification error for different (λ, δ, ξ) and $g_1(\mathbf{X}, U)$ combinations. We take $g_2(\mathbf{X}, U, A)$ to be Model (2) throughout. Training data sample size $n_{\text{train}} = 300$ or 500. Each number in the cell is averaged over 500 simulations. Standard errors are in parentheses.

(λ, δ)	IV-PILE-RF			OWL-RF		
	LOGIT	RF-5	RF-10	LOGIT	RF-5	RF-10
$\xi = 0, g_2 = (1)$						
(0.5, 0.5)	0.006 (0.004)	0.005 (0.001)	0.006 (0.002)	0.020 (0.003)	0.015 (0.003)	0.016 (0.003)
(1.0, 1.0)	0.010 (0.003)	0.008 (0.001)	0.009 (0.002)	0.023 (0.003)	0.018 (0.003)	0.019 (0.003)
(1.5, 1.5)	0.015 (0.003)	0.014 (0.001)	0.014 (0.003)	0.028 (0.003)	0.023 (0.003)	0.024 (0.003)
(2.0, 2.0)	0.022 (0.003)	0.021 (0.001)	0.021 (0.003)	0.034 (0.003)	0.029 (0.003)	0.030 (0.003)
$\xi = 0, g_2 = (2)$						
(0.5, 0.5)	0.004 (0.007)	0.007 (0.009)	0.003 (0.005)	0.160 (0.018)	0.189 (0.013)	0.153 (0.052)
(1.0, 1.0)	0.007 (0.008)	0.010 (0.011)	0.006 (0.007)	0.161 (0.016)	0.190 (0.012)	0.184 (0.013)
(1.5, 1.5)	0.013 (0.007)	0.017 (0.013)	0.012 (0.007)	0.166 (0.014)	0.195 (0.011)	0.189 (0.012)
(2.0, 2.0)	0.022 (0.010)	0.027 (0.017)	0.021 (0.010)	0.172 (0.015)	0.198 (0.012)	0.193 (0.013)
$\xi = 1, g_2 = (1)$						
(0.5, 0.5)	0.007 (0.005)	0.004 (0.001)	0.004 (0.002)	0.019 (0.003)	0.014 (0.004)	0.015 (0.004)
(1.0, 1.0)	0.010 (0.006)	0.007 (0.001)	0.008 (0.002)	0.020 (0.002)	0.016 (0.003)	0.017 (0.003)
(1.5, 1.5)	0.013 (0.002)	0.012 (0.001)	0.012 (0.002)	0.023 (0.002)	0.020 (0.003)	0.020 (0.003)
(2.0, 2.0)	0.019 (0.002)	0.018 (0.001)	0.019 (0.002)	0.028 (0.002)	0.025 (0.002)	0.026 (0.002)
$\xi = 1, g_2 = (2)$						
(0.5, 0.5)	0.018 (0.043)	0.015 (0.026)	0.004 (0.009)	0.155 (0.015)	0.180 (0.011)	0.126 (0.066)
(1.0, 1.0)	0.027 (0.041)	0.012 (0.016)	0.006 (0.009)	0.155 (0.014)	0.179 (0.011)	0.175 (0.012)
(1.5, 1.5)	0.039 (0.045)	0.018 (0.019)	0.010 (0.012)	0.156 (0.012)	0.178 (0.011)	0.174 (0.011)
(2.0, 2.0)	0.038 (0.033)	0.028 (0.023)	0.016 (0.013)	0.159 (0.012)	0.179 (0.011)	0.175 (0.012)

Table 2: Estimated weighted misclassification error for different combinations of (λ, δ, ξ) , $g_2(\mathbf{X}, U, A)$, and methods for estimating relevant conditional probabilities. LOGIT: all relevant conditional probabilities are estimated via multinomial logistic regression; RF-5: random forest with node size = 5; RF-10: random forest with node size = 10. We take $g_1(\mathbf{X}, U)$ to be Model (1) throughout. Training data sample size $n_{\text{train}} = 300$. Each number in the cell is averaged over 500 simulations. Standard errors are in parentheses.

(λ, δ)	IV-PILE-RF			OWL-RF		
	LOGIT	RF-5	RF-10	LOGIT	RF-5	RF-10
$\xi = 0, g_2 = (1)$						
(0.5, 0.5)	0.006 (0.004)	0.005 (0.001)	0.005 (0.001)	0.021 (0.002)	0.015 (0.003)	0.016 (0.003)
(1.0, 1.0)	0.010 (0.006)	0.008 (0.001)	0.008 (0.002)	0.024 (0.002)	0.018 (0.003)	0.019 (0.003)
(1.5, 1.5)	0.014 (0.003)	0.013 (0.001)	0.013 (0.001)	0.029 (0.002)	0.023 (0.003)	0.024 (0.003)
(2.0, 2.0)	0.021 (0.003)	0.020 (0.001)	0.020 (0.002)	0.035 (0.002)	0.030 (0.003)	0.030 (0.003)
$\xi = 0, g_2 = (2)$						
(0.5, 0.5)	0.014 (0.045)	0.002 (0.003)	0.003 (0.005)	0.155 (0.014)	0.192 (0.009)	0.153 (0.059)
(1.0, 1.0)	0.018 (0.035)	0.009 (0.009)	0.006 (0.006)	0.158 (0.013)	0.192 (0.009)	0.187 (0.010)
(1.5, 1.5)	0.030 (0.041)	0.016 (0.012)	0.012 (0.007)	0.161 (0.013)	0.194 (0.009)	0.189 (0.104)
(2.0, 2.0)	0.038 (0.050)	0.025 (0.013)	0.020 (0.007)	0.167 (0.012)	0.200 (0.009)	0.194 (0.010)
$\xi = 1, g_2 = (1)$						
(0.5, 0.5)	0.007 (0.005)	0.004 (0.001)	0.004 (0.002)	0.019 (0.003)	0.014 (0.004)	0.015 (0.004)
(1.0, 1.0)	0.009 (0.006)	0.007 (0.001)	0.007 (0.001)	0.021 (0.002)	0.016 (0.003)	0.017 (0.003)
(1.5, 1.5)	0.012 (0.002)	0.012 (0.001)	0.012 (0.001)	0.024 (0.002)	0.020 (0.003)	0.021 (0.002)
(2.0, 2.0)	0.019 (0.002)	0.018 (0.000)	0.018 (0.001)	0.029 (0.002)	0.025 (0.002)	0.026 (0.002)
$\xi = 1, g_2 = (2)$						
(0.5, 0.5)	0.030 (0.061)	0.002 (0.004)	0.003 (0.007)	0.152 (0.012)	0.182 (0.008)	0.159 (0.031)
(1.0, 1.0)	0.036 (0.047)	0.012 (0.012)	0.006 (0.008)	0.153 (0.010)	0.181 (0.007)	0.177 (0.008)
(1.5, 1.5)	0.052 (0.050)	0.017 (0.016)	0.010 (0.010)	0.154 (0.010)	0.180 (0.008)	0.176 (0.009)
(2.0, 2.0)	0.042 (0.045)	0.025 (0.019)	0.016 (0.012)	0.156 (0.009)	0.181 (0.008)	0.177 (0.008)

Table 3: Estimated weighted misclassification error for different combinations of (λ, δ, ξ) , $g_2(\mathbf{X}, U, A)$, and methods for estimating relevant conditional probabilities. LOGIT: all relevant conditional probabilities are estimated via multinomial logistic regression; RF-5: random forest with node size = 5; RF-10: random forest with node size = 10. We take $g_1(\mathbf{X}, U)$ to be Model (1) throughout. Training data sample size $n_{\text{train}} = 500$. Each number in the cell is averaged over 500 simulations. Standard errors are in parentheses.

F.3: Simulation Results of OWL-RF and IV-PILE-RF when $n_{\text{train}} = 1000, 2000, \text{ and } 3000$

We report additional simulation results when $n_{\text{train}} = 1000, 2000, \text{ and } 3000$. We let g_1 be Model (1), g_2 be Model (1), $\xi = 0$, $\lambda = \delta = 0.5$, and all relevant conditional probabilities are estimated via random forests with default settings (node size = 1). Table 4 summarizes these results. Again, we point out that C_{DGP} does not depend on n_{train} and the same as before.

n_{train}	IV-PILE-RF	OWL-RF
$n = 1000$	0.005 (0.000)	0.015 (0.003)
$n = 2000$	0.005 (0.000)	0.015 (0.002)
$n = 3000$	0.005 (0.000)	0.015 (0.002)

Table 4: Estimated weighted misclassification error for larger n_{train} . g_1 is taken to be Model (1); g_2 is taken to be Model (1), $\xi = 0$, $(\lambda, \delta) = (0.5, 0.5)$. All relevant conditional probabilities are estimated via random forests with default settings. Each number in the cell is averaged over 500 simulations. Standard errors are in parentheses.

F.4: Simulation Results of OWL and IV-PILE via Sample Splitting

In Section 5, we studied a sample splitting version of the IV-PILE estimator. In this section, we report simulation results of this version of IV-PILE estimator. We consider the following five classifiers:

- SS-IV-PILE-RF: Sample-Splitting IV-PILE with relevant conditional probabilities in $L(\mathbf{X})$ and $U(\mathbf{X})$ estimated via random forests;
- SS-IV-PILE-LOGIT: Sample-Splitting IV-PILE with relevant conditional probabilities in $L(\mathbf{X})$ and $U(\mathbf{X})$ estimated via multinomial logistic regressions;
- OWL-RF: OWL with the propensity score estimated via random forests;
- OWL-LOGIT: OWL with the propensity score estimated via logistic regressions;
- COIN-FLIP: Classifier based on random coin flips.

Note that the sample splitting version of IV-PILE is similar to IV-PILE except that we use half of the data ($0.5 \times n_{\text{train}}$) to estimate the relevant conditional probability models in $L(\mathbf{X}), U(\mathbf{X})$, either via a random forest or a multinomial regression model, and then estimate the Balke-Pearl bound for the second half of the training data ($0.5 \times n_{\text{train}}$) using the estimated $L(\mathbf{X})$ and $U(\mathbf{X})$ models and finally compute the IV-PILE estimator using this second half. We did not perform sample splitting for the OWL estimator as the theoretical derivation underpinning OWL algorithm does not require sample splitting. To conclude, we are using half of the training data to build the SS-IV-PILE-RF and SS-IV-PILE-LOGIT, and all of the training data to build OWL-RF and OWL-LOGIT. The simulation set-up is as follows: we let g_1 be Model (1) with $\xi = 0$, g_2 be Model (1), $\lambda = \delta = 0.5, 1.0, 1.5, \text{ and } 2.0$, and $n_{\text{train}} = 300 \text{ or } 500$. All random forest models are fit with the default settings, and all classifiers adopt a Gaussian RBF kernel. The test dataset is generated in the same way as described in Section 6.3.3. Again we point out that C_{DGP} in these cases are the same as before as C_{DGP} depends only on the data-generating process and not the specific algorithms.

Table 5 reports the simulation results. Compare entries under ‘‘SS-IV-PILE-RF’’ and ‘‘SS-IV-PILE-LOGIT’’ to the corresponding entries in Table 2, 2 and 3, and we observed that the

sample-splitting version of IV-PILE had slightly inferior performance compared to the non-sample-splitting version. However, the difference was minor and not consequential; the sample-splitting version of IV-PILE still largely outperformed OWL in simulation settings considered here.

	SS-IV-PILE-RF		OWL-RF		COIN-FLIP
	$n_{\text{train}} = 300$	$n_{\text{train}} = 500$	$n_{\text{train}} = 300$	$n_{\text{train}} = 500$	
$(\lambda, \delta) = (0.5, 0.5)$	0.008 (0.007)	0.007 (0.005)	0.014 (0.004)	0.015 (0.003)	0.030 (0.000)
$(\lambda, \delta) = (1.0, 1.0)$	0.010 (0.007)	0.010 (0.005)	0.017 (0.004)	0.018 (0.003)	0.033 (0.000)
$(\lambda, \delta) = (1.5, 1.5)$	0.016 (0.004)	0.015 (0.004)	0.022 (0.003)	0.023 (0.003)	0.037 (0.000)
$(\lambda, \delta) = (2.0, 2.0)$	0.024 (0.008)	0.022 (0.004)	0.029 (0.004)	0.029 (0.003)	0.043 (0.000)
	SS-IV-PILE-LOGIT		OWL-LOGIT		COIN-FLIP
	$n_{\text{train}} = 300$	$n_{\text{train}} = 500$	$n_{\text{train}} = 300$	$n_{\text{train}} = 500$	
$(\lambda, \delta) = (0.5, 0.5)$	0.008 (0.005)	0.007 (0.004)	0.021 (0.002)	0.014 (0.003)	0.030 (0.000)
$(\lambda, \delta) = (1.0, 1.0)$	0.011 (0.005)	0.010 (0.004)	0.023 (0.003)	0.024 (0.002)	0.033 (0.000)
$(\lambda, \delta) = (1.5, 1.5)$	0.016 (0.004)	0.015 (0.004)	0.028 (0.003)	0.029 (0.002)	0.037 (0.000)
$(\lambda, \delta) = (2.0, 2.0)$	0.023 (0.003)	0.022 (0.004)	0.034 (0.003)	0.035 (0.002)	0.043 (0.000)

Table 5: Estimated weighted misclassification error for different (λ, δ) combinations. We take $g_1(\mathbf{X}, U)$ to be Model (1) with $\xi = 0$ and $g_1(\mathbf{X}, U, A)$ to be Model (1) throughout. Training data sample size $n_{\text{train}} = 300$ or 500 . Each number in the cell is averaged over 500 simulations. Standard errors are in parentheses.

F.5: Simulation Results of OWL and IV-PILE when the IV is Weak

In this section, we consider simulation scenarios when the putative IV is valid but may be weak, in the sense that the association between the IV Z and the treatment A may be small. We consider the same data-generating process as in Section 6.3, except that α , the association between Z and A in the following ‘‘A-model’’ will be varied:

$$P(A = 1 \mid \mathbf{X}, U, Z) = \text{expit}\{\alpha Z + X_1 - 7X_2 + \lambda(1 + X_1)U\}.$$

Specifically, we let $\alpha = 2, 4, 8$ (as in the previous simulations), and 12 . The rest of the simulation set-up is as follows: we let g_1 be Model (1) with $\xi = 0$, g_2 be Model (1), $\lambda = \delta = 0.5, 1.0, 1.5$, and 2.0 , and $n_{\text{train}} = 500$. We consider the following five classifiers:

- (a) IV-PILE-RF: IV-PILE with relevant conditional probabilities in $L(\mathbf{X})$ and $U(\mathbf{X})$ estimated via random forests;
- (b) IV-PILE-LOGIT: IV-PILE with relevant conditional probabilities in $L(\mathbf{X})$ and $U(\mathbf{X})$ estimated via multinomial logistic regressions;
- (c) OWL-RF: OWL with the propensity score estimated via random forests;
- (d) OWL-LOGIT: OWL with the propensity score estimated via logistic regressions;
- (e) COIN-FLIP: Classifier based on random coin flips.

All random forest models are fit with the default settings, and all classifiers adopt a Gaussian RBF kernel. The test dataset is generated in the same way as described in Section 6.3.3. In addition to the generalization error, we also report the average estimated compliance rate for each setting. Table 6 summarizes the results. Again we point out that C_{DGP} does not depend on the strength of the IV and remains the same as before in these cases.

When $\alpha = 2$ and the compliance is low (≈ 0.14), we would expect an IV-optimal rule to have poor performance, as little information (without additional assumptions) can be learned about the CATE, the partial identification intervals are wide, and the gap between “IV-optimality” and “optimality” is large. Simulation results under $\alpha = 2$ corroborate this. When α grows larger and the estimated compliance becomes larger, e.g., $\alpha = 8$ and $\alpha = 12$, we would expect that the “IV-optimal” rule began to have a favorable performance and largely outperformed the naive OWL-based methods. Again, this is verified by simulation results under $\alpha = 8$ and $\alpha = 12$. In empirical studies, an IV with estimated compliance around $0.1 \sim 0.2$ is often considered a weak IV; an IV with estimated compliance around 0.5 is considered a relatively strong IV (Ertefaie et al., 2018). In clinical trials, compliance can be even significantly higher than 0.5 . Table 6 suggests that targeting an “IV-optimal” ITR is a sensible thing to do when the compliance is a relatively high, and might not yield a favorable performance when the IV is not informative and compliance low. In order to obtain “higher-quality” ITR, researchers are advised to leverage a stronger IV, or an IV such that additional IV identification assumptions that help narrow down partial identification intervals hold.

F.6: Simulation Results of OWL and IV-PILE when the IV is Invalid

We investigate the performance of IV-PILE when the putative IV is invalid in this section. Specifically, we consider a situation where the exclusion restriction assumption is violated so that the IV Z has a direct effect on the outcome Y . We consider the following data-generating process which is slightly modified from that in Section 6.3.1:

$$\begin{aligned} Z &\sim \text{Bern}(0.5), \quad X_1, \dots, X_{10} \sim \text{Unif}[-1, 1], \quad U \sim \text{Unif}[-1, 1], \\ P(A = 1 \mid \mathbf{X}, U, Z) &= \text{expit}\{8Z + X_1 - 7X_2 + \lambda(1 + X_1)U\}, \\ P(Y = 1 \mid A, \mathbf{X}, U) &= \text{expit}\{1 - X_1 + X_2 + 0.442(1 - X_1 + X_2 + \delta U)A + cZ\}. \end{aligned}$$

In the above data-generating process, we allow Z to have a direct effect on Y by adding a “ cZ ” term in the “ Y -model”. Similar to the previous simulations, we consider the following three classifiers: IV-PILE-RF, OWL-RF, and COIN-FLIP, and tabulate the results for each classifier against different choices of (c, λ, δ) . We let $n_{\text{train}} = 500$. We calculate C_{DGP} for the new data-generating processes. Table 7 summarizes the results for $c = -1, 1, \text{ and } 2$, representing mild violations of the exclusion restriction assumption. We observed that the IV-PILE algorithm seemed to be relatively robust to mild violations of the exclusion restriction assumption.

F.7: Simulation Results of OWL and IV-PILE when the Outcome is Continuous but Bounded

We consider the following data-generating process with a binary IV Z , a binary treatment A , a continuous but bounded outcome Y , a 10-dimensional observed covariates \mathbf{X} , and an unmeasured confounder U :

$$\begin{aligned} Z &\sim \text{Bern}(0.5), \quad X_1, \dots, X_{10} \sim \text{Unif}[-1, 1], \quad U \sim \text{Unif}[-1, 1], \\ P(A = 1 \mid \mathbf{X}, U, Z) &= \text{expit}\{8Z + X_1 - 7X_2 + \lambda(1 + X_1)U\}, \\ Y \mid A, \mathbf{X}, U &\sim \text{Truncated Normal}(\mu(\mathbf{X}, U, A), \sigma = 1, a = -3, b = 4), \end{aligned}$$

	IV-PILE-LOGIT	IV-PILE-RF	OWL-LOGIT	OWL-RF	COIN-FLIP	Compliance
Weak ($\alpha = 2$)						
$(\lambda, \delta) = (0.5, 0.5)$	0.034 (0.003)	0.035 (0.003)	0.033 (0.002)	0.034 (0.001)	0.030 (0.000)	0.143 (0.045)
$(\lambda, \delta) = (1.0, 1.0)$	0.037 (0.003)	0.038 (0.003)	0.035 (0.002)	0.036 (0.001)	0.033 (0.000)	0.141 (0.047)
$(\lambda, \delta) = (1.5, 1.5)$	0.041 (0.003)	0.042 (0.002)	0.039 (0.002)	0.040 (0.001)	0.037 (0.000)	0.143 (0.046)
$(\lambda, \delta) = (2.0, 2.0)$	0.046 (0.003)	0.047 (0.003)	0.044 (0.002)	0.046 (0.001)	0.043 (0.000)	0.143 (0.045)
Moderately Weak ($\alpha = 4$)						
$(\lambda, \delta) = (0.5, 0.5)$	0.027 (0.005)	0.026 (0.004)	0.027 (0.002)	0.028 (0.002)	0.030 (0.000)	0.281 (0.041)
$(\lambda, \delta) = (1.0, 1.0)$	0.030 (0.004)	0.028 (0.004)	0.029 (0.002)	0.031 (0.002)	0.033 (0.000)	0.278 (0.042)
$(\lambda, \delta) = (1.5, 1.5)$	0.034 (0.004)	0.033 (0.004)	0.034 (0.002)	0.035 (0.002)	0.037 (0.000)	0.281 (0.042)
$(\lambda, \delta) = (2.0, 2.0)$	0.040 (0.004)	0.038 (0.004)	0.039 (0.002)	0.041 (0.002)	0.043 (0.000)	0.278 (0.041)
Moderately Strong ($\alpha = 8$)						
$(\lambda, \delta) = (0.5, 0.5)$	0.005 (0.003)	0.005 (0.000)	0.021 (0.002)	0.015 (0.003)	0.030 (0.000)	0.473 (0.033)
$(\lambda, \delta) = (1.0, 1.0)$	0.009 (0.002)	0.008 (0.000)	0.024 (0.002)	0.018 (0.003)	0.033 (0.000)	0.473 (0.035)
$(\lambda, \delta) = (1.5, 1.5)$	0.014 (0.003)	0.014 (0.000)	0.029 (0.002)	0.023 (0.003)	0.037 (0.000)	0.474 (0.032)
$(\lambda, \delta) = (2.0, 2.0)$	0.021 (0.003)	0.020 (0.000)	0.035 (0.002)	0.029 (0.003)	0.043 (0.000)	0.465 (0.032)
Moderately Strong ($\alpha = 12$)						
$(\lambda, \delta) = (0.5, 0.5)$	0.005 (0.002)	0.005 (0.000)	0.021 (0.002)	0.012 (0.003)	0.030 (0.000)	0.499 (0.033)
$(\lambda, \delta) = (1.0, 1.0)$	0.008 (0.002)	0.008 (0.000)	0.024 (0.002)	0.015 (0.003)	0.033 (0.000)	0.499 (0.032)
$(\lambda, \delta) = (1.5, 1.5)$	0.013 (0.002)	0.014 (0.000)	0.029 (0.002)	0.020 (0.003)	0.037 (0.000)	0.499 (0.031)
$(\lambda, \delta) = (2.0, 2.0)$	0.020 (0.002)	0.020 (0.000)	0.035 (0.002)	0.026 (0.003)	0.043 (0.000)	0.500 (0.032)

Table 6: Estimated weighted misclassification error for different α and (λ, δ) . We take $g_1(\mathbf{X}, U)$ to be Model (1) with $\xi = 0$ and $g_2(\mathbf{X}, U, A)$ to be Model (1) throughout. Training data sample size $n_{\text{train}} = 500$. Each number in the cell is averaged over 500 simulations. Standard errors are in parentheses.

where

$$\mu(\mathbf{X}, U, A) = g_1(\mathbf{X}, U) + 3g_2(\mathbf{X}, U, A)$$

with the same choices of $g_1(\mathbf{X}, U)$:

$$\text{Model (1): } g_1(\mathbf{X}, U) = 1 - X_1 + X_2 + \xi U,$$

and $g_2(\mathbf{X}, U, A)$ as before:

$$\text{Model (1): } g_2(\mathbf{X}, U, A) = 0.442(1 - X_1 + X_2 + \delta U)A,$$

$$\text{Model (2): } g_2(\mathbf{X}, U, A) = (X_2 - 0.25X_1^2 - 1 + \delta U)A.$$

In a truncated normal distribution, $\mu(\mathbf{X}, U, A)$ and σ specify the mean and standard deviation of the “parent” normal distribution, and $[a, b]$ specifies the truncation interval. Here, we have adopted a truncated normal distribution to model a continuous but bounded outcome of interest. The rest of the simulation setup is the same as described in Section 6.3, except that we use the Manski-Pepper bound described in (21) and (22) (see Supplementary Material A) to calculate the partial identification interval of the CATE. We calculate C_{DGP} for each data-generating process.

We consider the following three classifiers:

	IV-PILE-RF	OWL-RF	COIN-FLIP	C_{DGP}
$c = -1$				
$(\lambda, \delta) = (0.5, 0.5)$	0.012 (0.008)	0.023 (0.005)	0.038 (0.000)	0.001
$(\lambda, \delta) = (1.0, 1.0)$	0.014 (0.008)	0.026 (0.005)	0.040 (0.000)	0.004
$(\lambda, \delta) = (1.5, 1.5)$	0.018 (0.007)	0.030 (0.004)	0.045 (0.000)	0.009
$(\lambda, \delta) = (2.0, 2.0)$	0.024 (0.007)	0.035 (0.004)	0.050 (0.000)	0.014
$c = 1$				
$(\lambda, \delta) = (0.5, 0.5)$	0.005 (0.000)	0.011 (0.002)	0.023 (0.000)	0.001
$(\lambda, \delta) = (1.0, 1.0)$	0.008 (0.000)	0.014 (0.002)	0.026 (0.000)	0.004
$(\lambda, \delta) = (1.5, 1.5)$	0.013 (0.000)	0.018 (0.002)	0.029 (0.000)	0.008
$(\lambda, \delta) = (2.0, 2.0)$	0.019 (0.000)	0.024 (0.002)	0.034 (0.000)	0.014
$c = 2$				
$(\lambda, \delta) = (0.5, 0.5)$	0.004 (0.000)	0.009 (0.002)	0.019 (0.000)	0.001
$(\lambda, \delta) = (1.0, 1.0)$	0.007 (0.000)	0.011 (0.002)	0.021 (0.000)	0.004
$(\lambda, \delta) = (1.5, 1.5)$	0.011 (0.000)	0.015 (0.002)	0.026 (0.000)	0.008
$(\lambda, \delta) = (2.0, 2.0)$	0.016 (0.000)	0.020 (0.002)	0.028 (0.000)	0.012

Table 7: Estimated weighted misclassification error for different c and (λ, δ) . We take $g_1(\mathbf{X}, U)$ to be Model (1) with $\xi = 0$ and $g_2(\mathbf{X}, U, A)$ to be Model (1) throughout. Training data sample size $n_{\text{train}} = 500$. Each number in the cell is averaged over 500 simulations. Standard errors are in parentheses.

- (a) IV-PILE-RF: IV-PILE with relevant conditional probabilities/expectations in $L(\mathbf{X})$ and $U(\mathbf{X})$ estimated via random forests;
- (b) OWL-RF: OWL with the propensity score estimated via a random forest;
- (c) COIN-FLIP: Classifier based on random coin flips.

Table 8 summarizes simulation results. Again, we observed qualitatively similar behaviors as in the binary outcome simulations.

	IV-PILE-RF	OWL-RF	COIN-FLIP	C_{DGP}
$\xi = 0, g_2 = \text{Model (1)}$				
$(\lambda, \delta) = (0.5, 0.5)$	0.060 (0.029)	0.261 (0.048)	0.732 (0.001)	0.003
$(\lambda, \delta) = (1.0, 1.0)$	0.106 (0.034)	0.307 (0.047)	0.773 (0.001)	0.013
$(\lambda, \delta) = (1.5, 1.5)$	0.184 (0.039)	0.386 (0.047)	0.842 (0.001)	0.030
$(\lambda, \delta) = (2.0, 2.0)$	0.292 (0.054)	0.492 (0.051)	0.936 (0.001)	0.049
$\xi = 0, g_2 = \text{Model (2)}$				
$(\lambda, \delta) = (0.5, 0.5)$	0.020 (0.001)	0.028 (0.006)	1.645 (0.002)	0.003
$(\lambda, \delta) = (1.0, 1.0)$	0.098 (0.001)	0.115 (0.011)	1.723 (0.002)	0.008
$(\lambda, \delta) = (1.5, 1.5)$	0.239 (0.001)	0.280 (0.020)	1.864 (0.003)	0.019
$(\lambda, \delta) = (2.0, 2.0)$	0.443 (0.003)	0.531 (0.035)	2.067 (0.003)	0.032
$\xi = 1, g_2 = \text{Model (1)}$				
$(\lambda, \delta) = (0.5, 0.5)$	0.081 (0.043)	0.265 (0.047)	0.732 (0.001)	0.002
$(\lambda, \delta) = (1.0, 1.0)$	0.137 (0.053)	0.312 (0.049)	0.774 (0.001)	0.012
$(\lambda, \delta) = (1.5, 1.5)$	0.221 (0.066)	0.395 (0.051)	0.842 (0.001)	0.025
$(\lambda, \delta) = (2.0, 2.0)$	0.342 (0.080)	0.507 (0.050)	0.936 (0.001)	0.042
$\xi = 1, g_2 = \text{Model (2)}$				
$(\lambda, \delta) = (0.5, 0.5)$	0.020 (0.000)	0.036 (0.011)	1.645 (0.002)	0.002
$(\lambda, \delta) = (1.0, 1.0)$	0.098 (0.001)	0.131 (0.017)	1.723 (0.002)	0.005
$(\lambda, \delta) = (1.5, 1.5)$	0.239 (0.001)	0.314 (0.032)	1.864 (0.002)	0.010
$(\lambda, \delta) = (2.0, 2.0)$	0.446 (0.008)	0.601 (0.053)	2.067 (0.003)	0.020

Table 8: Simulation results when Y is continuous but bounded. Estimated *weighted misclassification error* for different (λ, δ) , ξ , and $g_2(\mathbf{X}, U, A)$ combinations. Training data sample size $n_{\text{train}} = 1000$. Each number in the cell is averaged over 500 simulations. Standard errors are in parentheses.

Supplementary Material G: Plug-in Estimators of IV-Optimal Rules and Theoretical Properties

G.1: Plug-In Estimators for IV-Optimal Rules

One approach to optimal ITR estimation problems in non-IV settings is to specify various aspects of the conditional distribution of the outcome given covariates and treatment assignment, i.e., $C(\mathbf{X})$, and take the sign of $\hat{C}(\mathbf{X})$ to be the optimal treatment rule. These approaches are often called *indirect approaches* in the literature as they do not directly target estimating ITRs. Methodologies that fall into this line include g-estimation methods in structural nested models (Robins, 1989; Murphy, 2003; Robins, 2004) and Q- and A-learning (Zhao et al., 2009; Qian and Murphy, 2011; Moodie et al., 2012). We can easily adapt the idea to derive a simple plug-in estimator based on $\hat{L}(\mathbf{X})$ and $\hat{U}(\mathbf{X})$, estimators of $L(\mathbf{X})$ and $U(\mathbf{X})$, respectively. Proposition G1 establishes such an estimator $\hat{f}_{\text{plug-in}}$ for IV-optimal rules.

PROPOSITION G1. Let \hat{L} and \hat{U} be estimators of L and U . The plug-in estimator

$$\hat{f}_{\text{plug-in}}(\mathbf{x}) = \text{sgn}\{\hat{U}(\mathbf{x})^+ - \{-\hat{L}(\mathbf{x})\}^+\}$$

minimizes $\mathcal{R}_{\text{upper}}(f; \hat{L}(\cdot), \hat{U}(\cdot))$, where $u^+ = u \vee 0$ for any $u \in \mathbb{R}$.

Theorem G1 and Theorem G2 further establish the rate of convergence of $\hat{f}_{\text{plug-in}}$ and prove that it is rate optimal.

THEOREM G1.

$$\mathcal{R}_{\text{upper}}(\hat{f}_{\text{plug-in}}) - \mathcal{R}_{\text{upper}}^* \leq O\left(n^{-(\alpha \wedge \beta)}\right). \quad (50)$$

THEOREM G2. Let θ denote a general parameter determining the joint distribution of (\mathbf{X}, Z, A, Y) and Θ be the set of all θ that satisfy IV assumptions *IV.A1* – *IV.A4*. We observe i.i.d samples of \mathbf{X}, Z, A, Y . Let U and L be defined by Balke-Pearl Bound in (2) and (3). Suppose that we first obtain function estimates \hat{U} and \hat{L} that satisfy Assumption (5) and then an estimator \hat{f} that only depends on $\{(\mathbf{X}_i, Z_i), i = 1, \dots, n\}$, and \hat{U} and \hat{L} . Let

$$\mathcal{F}_{L,n} = \left\{ \hat{L} : \mathbb{E} \left[|\hat{L}(\mathbf{X}) - L(\mathbf{X})| \right] \leq 2n^{-\alpha} \right\},$$

$$\mathcal{F}_{U,n} = \left\{ \hat{U} : \mathbb{E} \left[|\hat{U}(\mathbf{X}) - U(\mathbf{X})| \right] \leq 2n^{-\beta} \right\}.$$

Then

$$\sup_{\theta \in \Theta, \hat{L} \in \mathcal{F}_{L,n}, \hat{U} \in \mathcal{F}_{U,n}} \mathcal{R}_{\text{upper}}(\hat{f}) - \mathcal{R}_{\text{upper}}^* \geq n^{-(\alpha \wedge \beta)}. \quad (51)$$

REMARK G1. We consider supreme excess risk over all function estimates $\hat{L} \in \mathcal{F}_{L,n}$ and $\hat{U} \in \mathcal{F}_{U,n}$ because we treat \hat{L} and \hat{U} as general estimates in the article and do not assume any particular structure/properties other than Assumption (5). Also, we consider \hat{f} that depends on $\{(Y_i, Z_i), i = 1, \dots, n\}$ only through \hat{U} and \hat{L} . If we allow \hat{f} to directly depend on Y_i and Z_i then one can construct another set of \hat{L} and \hat{U} that may converge faster using $(\mathbf{X}_i, Z_i, A_i, Y_i)$. To avoid such case we make the restriction. Note both the plug-in estimator and the SVM-based estimator we propose obey this restriction.

Although plug-in estimators for learning IV-optimal rules are simple and rate optimal, they may have some undesirable features as elaborated in Remark 7. In essence, such estimators do not allow empirical researchers to estimate $L(\mathbf{X})$ and $U(\mathbf{X})$ using some flexible machine learning tools, while maintain the simplicity of learned ITRs, as $\widehat{f}_{\text{plug-in}}$ follows immediately from $\widehat{L}(\mathbf{X})$ and $\widehat{U}(\mathbf{X})$.

G.2: Proofs of Proposition G1, Theorem G1, and Theorem G2

G.2.1: Proof of Proposition G1

Observe that for any f :

$$\begin{aligned}
 & \sup_{C'(\mathbf{x}) \in [\widehat{L}(\mathbf{x}), \widehat{U}(\mathbf{x})]} |C'(\mathbf{x})| \cdot \mathbb{1}\{\text{sgn}\{f(\mathbf{x})\} \neq \text{sgn}\{C'(\mathbf{x})\}\} \\
 & \geq \mathbb{1}\{L(\mathbf{x}) < 0 < U(\mathbf{x})\} \cdot \min(|L(\mathbf{x})|, |U(\mathbf{x})|) \\
 & = \sup_{C'(\mathbf{x}) \in [\widehat{L}(\mathbf{x}), \widehat{U}(\mathbf{x})]} |C'(\mathbf{x})| \cdot \mathbb{1}\{\text{sgn}\{\widehat{U}(\mathbf{x})^+ > \{-\widehat{L}(\mathbf{x})\}^+\} \neq \text{sgn}\{C'(\mathbf{x})\}\} \\
 & = \sup_{C'(\mathbf{x}) \in [\widehat{L}(\mathbf{x}), \widehat{U}(\mathbf{x})]} |C'(\mathbf{x})| \cdot \mathbb{1}\{\text{sgn}\{\widehat{f}_{\text{plug-in}}(\mathbf{x})\} \neq \text{sgn}\{C'(\mathbf{x})\}\}.
 \end{aligned}$$

Therefore we have

$$\begin{aligned}
 & \mathcal{R}_{\text{upper}}(f; \widehat{L}(\cdot), \widehat{U}(\cdot)) \\
 & = \mathbb{E} \left[\sup_{C'(\mathbf{X}) \in [\widehat{L}(\mathbf{X}), \widehat{U}(\mathbf{X})]} |C'(\mathbf{X})| \cdot \mathbb{1}\{\text{sgn}\{f(\mathbf{X})\} \neq \text{sgn}\{C'(\mathbf{X})\}\} \right] \\
 & \geq \mathbb{E} \left[\sup_{C'(\mathbf{X}) \in [\widehat{L}(\mathbf{X}), \widehat{U}(\mathbf{X})]} |C'(\mathbf{X})| \cdot \mathbb{1}\{\text{sgn}\{\widehat{f}_{\text{plug-in}}(\mathbf{X})\} \neq \text{sgn}\{C'(\mathbf{X})\}\} \right] \\
 & = \mathcal{R}_{\text{upper}}(\widehat{f}_{\text{plug-in}}; \widehat{L}(\cdot), \widehat{U}(\cdot))
 \end{aligned}$$

G.2.2: Proof of Theorem G1

According to Proposition 3

$$\mathcal{R}_{\text{upper}}(\widehat{f}_{\text{plug-in}}) - \mathcal{R}_{\text{upper}}^* = \mathbb{E} \left[\mathbb{1}\{\text{sgn}\{\widehat{f}_{\text{plug-in}}(\mathbf{X})\} \neq \text{sgn}\{f^*(\mathbf{X})\}\} \cdot |\eta(\mathbf{X})| \right] \quad (52)$$

From the Proposition 2 we know that $\text{sgn}\{f^*(\mathbf{x})\} = \text{sgn}\{\eta(\mathbf{x})\}$. Define

$$\widehat{\eta}(\mathbf{x}) = |\widehat{U}(\mathbf{x})| \cdot \mathbb{1}\{\widehat{L}(\mathbf{x}) > 0\} - |\widehat{L}(\mathbf{x})| \cdot \mathbb{1}\{\widehat{U}(\mathbf{x}) < 0\} + (|\widehat{U}(\mathbf{x})| - |\widehat{L}(\mathbf{x})|) \cdot \mathbb{1}\{[\widehat{L}(\mathbf{x}), \widehat{U}(\mathbf{x})] \ni 0\}.$$

Then we have

$$\text{sgn}\{\widehat{f}_{\text{plug-in}}(\mathbf{x})\} = \text{sgn}\{\widehat{\eta}(\mathbf{x})\}.$$

Plug into (52), and we have

$$\mathcal{R}_{\text{upper}}(\widehat{f}_{\text{plug-in}}) - \mathcal{R}_{\text{upper}}^* = \mathbb{E} \left[\mathbb{1}\{\text{sgn}\{\widehat{\eta}(\mathbf{X})\} \neq \text{sgn}\{\eta(\mathbf{X})\}\} \cdot |\eta(\mathbf{X})| \right]$$

For any \mathbf{x} , if $\text{sgn}\{\widehat{\eta}(\mathbf{x})\} \neq \text{sgn}\{\eta(\mathbf{x})\}$, we then have $|\widehat{\eta}(\mathbf{x}) - \eta(\mathbf{x})| \geq |\eta(\mathbf{x})|$, which implies

$$\mathbb{1}\{\text{sgn}\{\widehat{\eta}(\mathbf{x})\} \neq \text{sgn}\{\eta(\mathbf{x})\}\} \cdot |\eta(\mathbf{x})| \leq |\widehat{\eta}(\mathbf{x}) - \eta(\mathbf{x})|.$$

Therefore

$$\mathcal{R}_{\text{upper}}(\widehat{f}_{\text{plug-in}}) - \mathcal{R}_{\text{upper}}^* \leq \mathbb{E} [|\widehat{\eta}(\mathbf{X}) - \eta(\mathbf{X})|].$$

Moreover, it can be easily verified that $\eta(\mathbf{x}) = -w(\mathbf{x})e(\mathbf{x})$ and $\hat{\eta}(\mathbf{x}) = -\hat{w}(\mathbf{x})\hat{e}(\mathbf{x})$, which implies

$$\mathcal{R}_{\text{upper}}(\hat{f}_{\text{plug-in}}) - \mathcal{R}_{\text{upper}}^* \leq \mathbb{E}[|\hat{w}(\mathbf{X})\hat{e}(\mathbf{X}) - w(\mathbf{X})e(\mathbf{X})|].$$

Apply Lemma E1 and we have

$$\mathcal{R}_{\text{upper}}(\hat{f}_{\text{plug-in}}) - \mathcal{R}_{\text{upper}}^* \leq O\left(n^{-(\alpha \wedge \beta)}\right).$$

G.2.3: Proof of Theorem G2

We will first prove

$$\sup_{\theta \in \Theta, \hat{L} \in \mathcal{F}_{L,n}, \hat{U} \in \mathcal{F}_{U,n}} \mathcal{R}_{\text{upper}}(\hat{f}) - \mathcal{R}_{\text{upper}}^* \geq n^{-\beta}, \quad (53)$$

then by symmetry it's easy to prove that $\sup_{\theta \in \Theta, \hat{L} \in \mathcal{F}_{L,n}, \hat{U} \in \mathcal{F}_{U,n}} \mathcal{R}_{\text{upper}}(\hat{f}) - \mathcal{R}_{\text{upper}}^* \geq n^{-\alpha}$.

To prove (53), we will construct two situations where they share the same joint distribution of (\mathbf{X}, Z, A, Y) and the same \hat{U} and \hat{L} , but have different optimal rules. Let \mathbf{X} be an independent uniform random variable on $[0, 1]$ and Z an independent Bernoulli(1/2) random variable. We construct $p_{y,a|z,\mathbf{X}}$ as in Table 9 for two scenarios, where $\epsilon_n = 2n^{-\beta}$.

n_{train}	Scenario 1	Scenario 2
$p_{1,1 1,\mathbf{X}}$	$\frac{1}{2}\epsilon_n + \frac{1}{4}$	$\frac{1}{2}\epsilon_n + \frac{1}{4}$
$p_{-1,1 1,\mathbf{X}}$	$\epsilon_n + \frac{1}{4}$	$\frac{1}{4}$
$p_{1,-1 1,\mathbf{X}}$	$-\epsilon_n + \frac{1}{4}$	$\frac{1}{4}$
$p_{-1,-1 1,\mathbf{X}}$	$-\frac{1}{2}\epsilon_n + \frac{1}{4}$	$-\frac{1}{2}\epsilon_n + \frac{1}{4}$
$p_{1,1 -1,\mathbf{X}}$	$-\frac{1}{2}\epsilon_n + \frac{1}{4}$	$-\frac{1}{2}\epsilon_n + \frac{1}{4}$
$p_{1,-1 -1,\mathbf{X}}$	$-\epsilon_n + \frac{1}{4}$	$\frac{1}{4}$
$p_{-1,-1 -1,\mathbf{X}}$	$\epsilon_n + \frac{1}{4}$	$\frac{1}{4}$
$p_{-1,-1 -1,\mathbf{X}}$	$\frac{1}{2}\epsilon_n + \frac{1}{4}$	$\frac{1}{2}\epsilon_n + \frac{1}{4}$

Table 9

It's easy to verify that both scenarios yield well-defined joint distributions of (\mathbf{X}, Z, A, Y) that satisfy IV assumptions IV.A1-IV.A2. According to the Balke-Pearl Bound, in Scenario 1, $L^{(1)}(x) = \epsilon_n - \frac{1}{2}$ and $U^{(1)}(x) = \frac{1}{2} - 2\epsilon_n$ for all $x \in [0, 1]$. In Scenario 2, $L^{(2)}(x) = \epsilon_n - \frac{1}{2}$ and $U^{(2)}(x) = \frac{1}{2}$ for all $x \in [0, 1]$. Let $\hat{L}(x) = \epsilon_n - \frac{1}{2}$ and $\hat{U}(x) = \frac{1}{2} - \epsilon_n$, and it holds that $\hat{L} \in \mathcal{F}_{L,n}$ and $\hat{U} \in \mathcal{F}_{U,n}$ for both scenarios.

Therefore in both scenarios we observe the same $\{(\mathbf{X}_i, Z_i, A_i, Y_i), i = 1, \dots, n\}$, and \hat{U} and \hat{L} . This implies that we would have the same \hat{f} . However, the optimal rules in these two scenarios are precisely the opposite: in Scenario 1, the optimal rule should be always negative while in Scenario 2 it should be always positive. Consider $\eta^{(1)}(\mathbf{x})$ and $\eta^{(2)}(\mathbf{x})$ as defined in proposition 2 for both scenarios. Then

$$\eta^{(2)}(\mathbf{x}) = \epsilon_n = -\eta^{(1)}(\mathbf{x}),$$

which implies that

$$\mathbb{1}\{\text{sgn}\{\hat{f}(\mathbf{x})\} \neq \text{sgn}\{\eta^{(1)}(\mathbf{x})\}\} \cdot |\eta^{(1)}(\mathbf{x})| + \mathbb{1}\{\text{sgn}\{\hat{f}(\mathbf{x})\} \neq \text{sgn}\{\eta^{(2)}(\mathbf{x})\}\} \cdot |\eta^{(2)}(\mathbf{x})| = \epsilon_n \quad (54)$$

Let $\mathcal{R}_{\text{upper}}^{*(1)}$ and $\mathcal{R}_{\text{upper}}^{*(2)}$ denote the optimal risk for Scenario 1 and 2. Then we have

$$\begin{aligned} & \mathcal{R}_{\text{upper}}(\hat{f}; L^{(1)}(\cdot), U^{(1)}(\cdot)) - \mathcal{R}_{\text{upper}}^{*(1)} + \mathcal{R}_{\text{upper}}(\hat{f}; L^{(2)}(\cdot), U^{(2)}(\cdot)) - \mathcal{R}_{\text{upper}}^{*(2)} \\ = & \mathbb{E} \left[\mathbb{1}\{\text{sgn}\{\hat{f}(\mathbf{X})\} \neq \text{sgn}\{\eta^{(1)}(\mathbf{X})\}\} \cdot |\eta^{(1)}(\mathbf{X})| \right] + \mathbb{E} \left[\mathbb{1}\{\text{sgn}\{\hat{f}(\mathbf{X})\} \neq \text{sgn}\{\eta^{(2)}(\mathbf{X})\}\} \cdot |\eta^{(2)}(\mathbf{X})| \right] \\ = & \epsilon_n. \end{aligned}$$

Finally, we have

$$\begin{aligned} & \sup_{\theta \in \Theta, \hat{L} \in \mathcal{F}_{L,n}, \hat{U} \in \mathcal{F}_{U,n}} \mathcal{R}_{\text{upper}}(\hat{f}) - \mathcal{R}_{\text{upper}}^* \\ \geq & \frac{1}{2} \left[\mathcal{R}_{\text{upper}}(\hat{f}; L^{(1)}(\cdot), U^{(1)}(\cdot)) - \mathcal{R}_{\text{upper}}^{*(1)} + \mathcal{R}_{\text{upper}}(\hat{f}; L^{(2)}(\cdot), U^{(2)}(\cdot)) - \mathcal{R}_{\text{upper}}^{*(2)} \right] \\ = & \frac{1}{2} \epsilon_n = n^{-\beta} \end{aligned}$$

Analogously, we can prove $\sup_{\theta \in \Theta, \hat{L} \in \mathcal{F}_{L,n}, \hat{U} \in \mathcal{F}_{U,n}} \mathcal{R}_{\text{upper}}(\hat{f}) - \mathcal{R}_{\text{upper}}^* \geq n^{-\alpha}$ by considering the conditional distributions in two scenarios as in Table 10:

n_{train}	Scenario 1	Scenario 2
$p_{1,1 1,\mathbf{X}}$	$\frac{1}{4}$	$\epsilon_n + \frac{1}{4}$
$p_{-1,1 1,\mathbf{X}}$	$\frac{1}{2}\epsilon_n + \frac{1}{4}$	$\frac{1}{2}\epsilon_n + \frac{1}{4}$
$p_{1,-1 1,\mathbf{X}}$	$-\frac{1}{2}\epsilon_n + \frac{1}{4}$	$-\frac{1}{2}\epsilon_n + \frac{1}{4}$
$p_{-1,-1 1,\mathbf{X}}$	$\frac{1}{4}$	$-\epsilon_n + \frac{1}{4}$
$p_{1,1 -1,\mathbf{X}}$	$\frac{1}{4}$	$-\epsilon_n + \frac{1}{4}$
$p_{1,-1 -1,\mathbf{X}}$	$-\frac{1}{2}\epsilon_n + \frac{1}{4}$	$-\frac{1}{2}\epsilon_n + \frac{1}{4}$
$p_{-1,-1 -1,\mathbf{X}}$	$\frac{1}{2}\epsilon_n + \frac{1}{4}$	$\frac{1}{2}\epsilon_n + \frac{1}{4}$
$p_{-1,-1 -1,\mathbf{X}}$	$\frac{1}{4}$	$\epsilon_n + \frac{1}{4}$

Table 10

It suffices to use the same proof as above in order to establish that

$$\sup_{\theta \in \Theta, \hat{L} \in \mathcal{F}_{L,n}, \hat{U} \in \mathcal{F}_{U,n}} \mathcal{R}_{\text{upper}}(\hat{f}) - \mathcal{R}_{\text{upper}}^* \geq n^{-\alpha}.$$

Finally, combine the results and we conclude:

$$\sup_{\theta \in \Theta, \hat{L} \in \mathcal{F}_{L,n}, \hat{U} \in \mathcal{F}_{U,n}} \mathcal{R}_{\text{upper}}(\hat{f}) - \mathcal{R}_{\text{upper}}^* \geq n^{-(\alpha \wedge \beta)}.$$