

Identifying stochastic governing equations from data of the most probable transition trajectories

Jian Ren^a and Jinqiao Duan^{b*}

^a College of Mathematics and Information Science, Zhengzhou University of Light Industry,
Zhengzhou, 450002, China

^b Department of Applied Mathematics, College of Computing, Illinois Institute of Technology,
Chicago, IL 60616, USA

November 15, 2021

Abstract

Extracting governing stochastic differential equation models from elusive data is crucial to understand and forecast dynamics for complex systems. We devise a method to extract the drift term and estimate the diffusion coefficient of a governing stochastic dynamical system, from its time-series data of the most probable transition trajectory. By the Onsager-Machlup theory, the most probable transition trajectory satisfies the corresponding Euler-Lagrange equation, which is a second order deterministic ordinary differential equation involving the drift term and diffusion coefficient. We first estimate the coefficients of the Euler-Lagrange equation based on the data of the most probable trajectory, and then we calculate the drift and diffusion coefficients of the governing stochastic dynamical system. These two steps involve sparse regression and optimization. Finally, we illustrate our method with an example and some discussions.

Mathematics Subject Classification (2010): 37M10; 37N40; 49K30; 62J02; 68M07

Key Words: Most probable trajectory; Onsager-Machlup function; sparse regression; optimization; stochastic dynamics; Euler-Lagrange equation

1 Introduction

Discovering relationships between the observable features and responses is a regression problem of supervised learning. We often formulate the response variable as a deterministic expression of the features, e.g., in linear, polynomial, trigonometric function basis, together with a random error with zero mean and independent of the features [8]. Complex dynamical systems are usually governed by a ordinary or partial differential equation. With time-series

* Corresponding author: duan@iit.edu

observations, Brunton et al. and Rudy et al. [1, 17] devised a method to find the governing equations, by a sparse regression algorithm.

To determine a governing equation, we face two significant issues — selecting appropriate measurable features as basis and sparsifying the coefficients of the features [25]. There is no universal basis that performs well for all the cases. However, based on the theories of Taylor expansion and Fourier series expansion, polynomials and trigonometric functions are naturally selected as features [1, 17]. The remaining sparse regression is aimed at making some or more coefficients zero to eliminate the uncorrelated features and prevent overfitting caused by minimizing least-square loss. The L_0 norm, which counts the number of the non-zero coefficients, is naturally added to the loss function as a penalty. However, it makes the loss function nonconvex and the optimization problem becomes intractable to solve [14]. Consequently, the penalty is then relaxed to the less shrinkage but resolvable L_2 (Ridge) regression or the L_1 norm (Lasso) [4, 20]. Comparatively, L_1 is sparser than L_2 . In order to be closer proximate the sparsity of the L_0 norm, some properties and iterative algorithms of the nonconvex $L_{1/2}$ norm are studied [5, 23, 26].

The observations are unavoidably contaminated by external noise, no matter the data are for the response variables [23] or for time-series trajectories of processes [1, 17]. Facing the undesirable noise, one way [1, 17] is to filter it, and employ a total variation regularization to denoise the derivatives and then construct a data matrix. However, stronger noise would generally result in greater deviation for the sparse solution, a better penalty is employed or a logical sparse regression framework is proposed, for example, Sparse Identification of Non-linear Dynamics (SINDy) [1, 17]. It incessantly vanishes the estimators with absolute values smaller than a threshold, and reestimates the non-zero coefficients until a stable solution is reached. The threshold is selected by cross validation as a value minimizing the loss function.

In this present paper, we present a method to extract a governing stochastic differential equation, with the drift term and a diffusion coefficient, from a time-series observation of its most probable transition trajectory. Here, the diffusion term describes external random influences. For these stochastic systems, the transition pathways or the most probable transition pathways may be observed in some systems. For example, the metabolic pathways on a prokaryotic genome [10], and the primary absorbance and fluorescence signals for gene expression [19]. Technically, the one-dimensional diffusion has also been predicted by extension (time) domain averages, which match the dominant path shape for transition pathways [9]. The most probable transition trajectory, as substitution of all the pathways in the state space, has been used to approximate the transition probability density function [16]. The most probable pathways between different brain regions have been simulated by a probabilistic fiber tractography algorithm, called ConTrack algorithm, from measurable pathways [18]. Theoretically, certain statistical characterizations (e.g., mean exit time and escape probability) for a stochastic differential equation satisfy determined differential equations [22]. The most probable transition trajectory in a finite time interval with fixed boundary points, of a diffusion process (e.g., a solution of a stochastic differential equation) can also be characterized by a second-order ordinary differential equation (ODE) with boundary conditions [7]. This is attained by expressing the transition probability of the diffusion process as an integral, whose integrand is called Onsager-Machlup (OM) function. And then a variational principle reveals that the OM function satisfies the Euler-Lagrange equation,

which furthermore leads to a desired second-order ODE. The corresponding boundary value problem is numerically solved by a shooting method [11, 12]. The OM function and most probable transition pathway for a jump-diffusion process has been studied recently by Chao and Duan [3].

This paper is arranged as follows. We first present the background of OM function for a diffusion system, and the Euler-Lagrange equation for the most probable transition trajectory, i.e., the second-order ODE with boundary conditions, in section 2. Then in section 3.1, we devise a method to determine the drift and diffusion coefficients for a governing stochastic differential equation, with the observation data on the most probable transition trajectory. To this end, we need a function basis for the drift, and we pick the polynomials basis up to fifth order (or any finite order), together with trigonometric functions. This optimization problem is set up in section 3.2 with an appropriate cost with penalty. We devise an algorithm to recursively estimate the coefficients in the diffusion model by feat of the convex optimization package `cvx` in Matlab, and then sparse the estimators by vanishing the ones with absolute value smaller than a threshold, in section 3.3. In section 4, we demonstrate our method with numerical experiments, and conclude with discussions in section 5.

2 The Onsager-Machlup function and the most probable transition trajectory

We start from a scalar stochastic differential equation (SDE) [6] as the model for the governing stochastic law

$$dx(t) = f(x(t))dt + \varepsilon dB_t, \quad (2.1)$$

where B_t is a Brownian motion defined on a sample space Ω with probability \mathbb{P} , and ε is the noise intensity (i.e., diffusion coefficient). We are interested in the transition phenomenon between two metastable states, i.e., we examine random sample trajectories satisfying the two-point boundary conditions

$$x(0) = x_0 \in \mathbb{R}, \quad x(T) = x_T \in \mathbb{R},$$

with a finite transition time T .

The most probable transition trajectory, denoted by $z(t)$, for this stochastic differential equation, from state x_0 to x_T within a time period $[0, T]$, is the pathway which minimizes the Onsager-Machlup (OM) action functional, $\int_0^T OM(\dot{z}(t), z(t))dt$. Here the integrand (like a Lagrangian function in classical mechanics) $OM(\dot{z}(t), z(t))$ is known as [7, 15, 21]:

$$OM(\dot{z}, z) = \left(\frac{f(z) - \dot{z}}{\varepsilon} \right)^2 + f'(z). \quad (2.2)$$

We recall the notions $\dot{z} = \frac{dz}{dt}$ and $f'(z) = \frac{df}{dz}$. By the variational principle, we obtain the Euler-Lagrange equation [7] to be satisfied by the most probable transition trajectory $z(t)$:

$$\frac{d}{dt} \frac{\partial OM(\dot{z}, z)}{\partial \dot{z}} = \frac{\partial OM(\dot{z}, z)}{\partial z}. \quad (2.3)$$

Thus, we get a second order ODE for the most probable transition trajectory $z(t)$, with two-point boundary conditions

$$\ddot{z}(t) = \frac{\varepsilon^2}{2} f''(z(t)) + f'(z(t))f(z(t)), \quad z(0) = x_0, \quad z(T) = x_T. \quad (2.4)$$

As discussed in the previous section, the most probable transition trajectory z may be observed in certain dynamical systems. With the observed most probable transition trajectory, we will extract the underlying governing stochastic model in the next section. That is, we will determine the drift f and the diffusion coefficient ε .

3 Sparse identification of the governing stochastic differential equation

3.1 The equation for the most probable transition trajectory

Based on a time-series data collected with time step δt , that is, $z^{ob}(t), t = 0, \delta t, 2\delta t, \dots, T$, we want to identify the drift term $f(x)$ and the diffusion coefficient ε .

We construct a basis library $\Theta(X)$ consisting of polynomial and trigonometric function of observational feature, i.e. $\Theta(X) = \{1, x, x^2, \dots, x^p, \sin x, \cos x, \dots, \sin qx, \cos qx\}$. To illustrate our method, we take $p = 5$ and $q = 2$. The drift term can then be expressed as

$$f(x) = \beta_0 + \beta_1 x + \beta_2 x^2 + \beta_3 x^3 + \beta_4 x^4 + \beta_5 x^5 + \beta_6 \sin x + \beta_7 \cos x + \beta_8 \sin 2x + \beta_9 \cos 2x. \quad (3.1)$$

Putting this expression into (2.4), we then have the second-order ODE

$$\begin{aligned} \ddot{z} = & b_0 + b_1 z + b_2 z^2 + b_3 z^3 + \dots + b_9 z^9 + \sum_{j=1}^4 [b_{js} \sin(jz) + b_{jc} \cos(jz)] \\ & + \sum_{k=1}^5 [b_{1k} x^k \sin(z) + b_{2k} x^k \cos(z) + b_{3k} x^k \sin(2z) + b_{4k} x^k \cos(2z)], \end{aligned} \quad (3.2)$$

with coefficients

$$\begin{aligned} b_0 &= \beta_0 \beta_1 + \varepsilon^2 \beta_2, & b_5 &= 6\beta_1 \beta_5 + 6\beta_2 \beta_4 + 3\beta_3^2, \\ b_1 &= 2\beta_0 \beta_2 + \beta_1^2 + 3\varepsilon^2 \beta_3, & b_6 &= 7\beta_2 \beta_5 + 7\beta_3 \beta_4, \\ b_2 &= 3\beta_0 \beta_3 + 3\beta_1 \beta_2 + 6\varepsilon^2 \beta_4, & b_7 &= 8\beta_3 \beta_5 + 4\beta_4^2, \\ b_3 &= 4\beta_0 \beta_4 + 4\beta_1 \beta_3 + 2\beta_2^2 + 10\varepsilon^2 \beta_5, & b_8 &= 9\beta_4 \beta_5, \\ b_4 &= 5\beta_0 \beta_5 + 5\beta_1 \beta_4 + 5\beta_2 \beta_3, & b_9 &= 5\beta_5^2, \end{aligned} \quad (3.3)$$

$$\begin{aligned}
b_{1s} &= -\varepsilon^2\beta_6/2 - \beta_0\beta_7 + \beta_1\beta_6 - \beta_6\beta_8/2 - \beta_7\beta_9/2, & b_{3s} &= 3(\beta_6\beta_8 - \beta_7\beta_9)/2, \\
b_{1c} &= -\varepsilon^2\beta_7/2 - \beta_0\beta_6 + \beta_1\beta_7 + \beta_7\beta_8/2 - \beta_6\beta_9/2, & b_{3c} &= 3(\beta_7\beta_8 + \beta_6\beta_9)/2, \\
b_{2s} &= -2\varepsilon^2\beta_8 - 2\beta_0\beta_9 + \beta_1\beta_8 + \beta_6^2/2 - \beta_7^2/2, & b_{4s} &= \beta_8^2 - \beta_9^2, \\
b_{2c} &= -2\varepsilon^2\beta_9 + 2\beta_0\beta_8 + \beta_1\beta_9 + \beta_6\beta_7, & b_{4c} &= 2\beta_8\beta_9.
\end{aligned} \tag{3.4}$$

and for $i = 1, 2, 3, 4$,

$$\begin{aligned}
b_{1i} &= (i+1)\beta_{i+1}\beta_6 - \beta_i\beta_7, & b_{2i} &= (i+1)\beta_{i+1}\beta_7 + \beta_i\beta_6, & b_{15} &= -\beta_5\beta_7, & b_{25} &= \beta_5\beta_6, \\
b_{3i} &= (i+1)\beta_{i+1}\beta_8 - 2\beta_i\beta_9, & b_{4i} &= (i+1)\beta_{i+1}\beta_9 + 2\beta_i\beta_8, & b_{35} &= -2\beta_5\beta_9, & b_{45} &= 2\beta_5\beta_8.
\end{aligned} \tag{3.5}$$

Let T means transposition, we denote the vectors

$$\begin{aligned}
\mathbf{b} &= (b_0, b_1, b_2, \dots, b_9, b_{1s}, b_{1c}, b_{2s}, b_{2c}, b_{3s}, b_{3c}, b_{4s}, b_{4c}, b_{11}, b_{21}, b_{31}, b_{41}, \dots, b_{15}, b_{25}, b_{35}, b_{45})^T, \\
\boldsymbol{\beta} &= (\beta_0, \beta_1, \beta_2, \beta_3, \beta_4, \beta_5, \beta_6, \beta_7, \beta_8, \beta_9)^T.
\end{aligned}$$

For $i = 0, \dots, 9, 1s, 1c, 2s, 2c, 3s, 3c, 4s, 4c, 11, 21, 31, 41, \dots, 15, 25, 35, 45$, denote the r.h.s of the equalities in (3.3)-(3.5) as $g_i(\boldsymbol{\beta}, \varepsilon)$, and moreover

$$\mathbf{G}(\boldsymbol{\beta}, \varepsilon) = (g_0, \dots, g_9, g_{1s}, g_{1c}, \dots, g_{4s}, g_{4c}, g_{11}, g_{21}, g_{31}, g_{41}, \dots, g_{51}, g_{51}, g_{51}, g_{51})^T.$$

Then the coefficient vector $\boldsymbol{\beta}$ in (3.1) is nonlinear related to the coefficients \mathbf{b} in (3.2), and we indicate this fact by

$$\mathbf{b} = \mathbf{G}(\boldsymbol{\beta}, \varepsilon). \tag{3.6}$$

3.2 The optimization problem

We use simulated data for the most probable transition trajectory $z(t)$. That is, we collect a time history of observation with time step δt , and denote $z_i^{ob} = z^{ob}(t_i)$, with $i = 1, 2, \dots, N+1$, $N = T/\delta t$ and $t_i = (i-1)\delta t$. Taking center-difference to approximate the second-order accurate solution of \ddot{z} , we get a series of $\ddot{z}_i^{ob} = (z_{i+1}^{ob} - 2z_i^{ob} + z_{i-1}^{ob})/\delta t^2$, with $i = 2, \dots, N$, and $\ddot{z}_1^{ob} = (2z_1^{ob} - 5z_2^{ob} + 4z_3^{ob} - z_4^{ob})/\delta t^2$, $\ddot{z}_{N+1}^{ob} = (2z_{N+1}^{ob} - 5z_N^{ob} + 4z_{N-1}^{ob} - z_{N-2}^{ob})/\delta t^2$. Each pair of data $(z_i^{ob}, \ddot{z}_i^{ob})$, $i = 1, 2, 3, \dots, N+1$, satisfies the ODE (3.2), that is

$$\begin{aligned}
\ddot{z}_i^{ob} &= b_0 + b_1 z_i^{ob} + b_2 (z_i^{ob})^2 + \dots + b_9 (z_i^{ob})^9 + \sum_{j=1}^4 [b_{js} \sin(j z_i^{ob}) + b_{jc} \cos(j z_i^{ob})] \\
&+ \sum_{k=1}^5 [b_{1k} (z_i^{ob})^k \sin(z_i^{ob}) + b_{2k} (z_i^{ob})^k \cos(z_i^{ob}) + b_{3k} (z_i^{ob})^k \sin(2z_i^{ob}) + b_{4k} (z_i^{ob})^k \cos(2z_i^{ob})].
\end{aligned} \tag{3.7}$$

Define

$$\ddot{\mathbf{Z}} = \begin{pmatrix} \ddot{z}_1^{ob} \\ \ddot{z}_2^{ob} \\ \vdots \\ \ddot{z}_{N+1}^{ob} \end{pmatrix} \text{ and } \Theta = \begin{pmatrix} 1 & z_1^{ob} & \cdots & (z_1^{ob})^9 & \mathbf{B}_0(z_1^{ob}) & \cdots & \mathbf{B}_5(z_1^{ob}) \\ 1 & z_2^{ob} & \cdots & (z_2^{ob})^9 & \mathbf{B}_0(z_2^{ob}) & \cdots & \mathbf{B}_5(z_2^{ob}) \\ \vdots & \vdots & \ddots & \vdots & \vdots & \ddots & \vdots \\ 1 & z_{N+1}^{ob} & \cdots & (z_{N+1}^{ob})^9 & \mathbf{B}_0(z_{N+1}^{ob}) & \cdots & \mathbf{B}_5(z_{N+1}^{ob}) \end{pmatrix}, \quad (3.8)$$

with $\mathbf{B}_0(z) = [\sin(z), \cos(z), \sin(2z), \cos(2z), \sin(3z), \cos(3z), \sin(4z), \cos(4z)]$ and $\mathbf{B}_k(z) = [z^k \sin(z), z^k \cos(z), z^k \sin(2z), z^k \cos(2z)]$, $k = 1, 2, 3, 4, 5$. The matrix formulation for the ‘unknown’ b is

$$\ddot{\mathbf{Z}} = \Theta \mathbf{b}. \quad (3.9)$$

This is usually an overdetermined system consisting of $N + 1$ equalities and 38 unknown coefficients. Remember that, our ultimate aim is extracting a sparse β and a ε from

$$\ddot{\mathbf{Z}} = \Theta \mathbf{G}(\beta, \varepsilon). \quad (3.10)$$

Starting from the most probable trajectory satisfying (2.4), we initially estimate the coefficients \mathbf{b} in (3.9), and then work out β and ε from the relationship (3.6). The sparse problem is

$$\begin{aligned} & \min \|\beta\|_0 \\ & \text{s.t. } \begin{cases} \ddot{\mathbf{Z}} = \Theta \mathbf{b}, \\ \mathbf{b} = \mathbf{G}(\beta, \varepsilon). \end{cases} \end{aligned} \quad (3.11)$$

For $\mathbf{x} = (x_1, \dots, x_n)$, we denote the L_2 norm $\|\mathbf{x}\|_2^2 = \sum_{i=1}^n x_i^2$, the L_1 norm $\|\mathbf{x}\|_1 = \sum_{i=1}^n |x_i|$ and the L_0 norm $\|\mathbf{x}\|_0$ the number of non-zero x_i . The sparse problem can be transformed into the following regularized least-square problem with an L_0 penalty [24]

$$\min_{\beta, \varepsilon, \mathbf{b}} \|\ddot{\mathbf{Z}} - \Theta \mathbf{b}\|_2^2 + \kappa_1 \|\mathbf{b} - \mathbf{G}(\beta, \varepsilon)\|_2^2 + \kappa_2 \|\beta\|_0, \quad (3.12)$$

with positive κ_1, κ_2 . The first two terms in this optimization problem are a weighted sum of the inconsistency of the two constraint functions in (3.11). Note that, we cannot estimate β from (3.12) directly due to nonlinearity in $\mathbf{G}(\beta, \varepsilon)$. We introduce an intermediate variable \mathbf{b} , which is then linear in the constraint equations in (3.11), and we intend to estimate it firstly. As sparse β results in sparse \mathbf{b} , we substitute $\|\beta\|_0$ in (3.12) to $\|\mathbf{b}\|_0$ for sparsing \mathbf{b} . To make the optimization problem for \mathbf{b} solvable, we furthermore relax $\|\mathbf{b}\|_0$ to $\|\mathbf{b}\|_2$, and take

$$\|\ddot{\mathbf{Z}} - \Theta \mathbf{b}\|_2^2 + \kappa_1 \|\mathbf{b} - \mathbf{G}(\beta, \varepsilon)\|_2^2 + \kappa_2 \|\mathbf{b}\|_2^2 \quad (3.13)$$

as loss function for \mathbf{b} .

3.3 An implementable algorithm for the optimization problem

We start from the linear system $\Theta \mathbf{b} = \ddot{\mathbf{Z}}$. The analytical solution $\mathbf{b} = (\Theta^T \Theta)^{-1} (\Theta^T \ddot{\mathbf{Z}})$ relies on the reversibility of $\Theta^T \Theta$. By the help of the backslash, $\mathbf{b} = \Theta \setminus \ddot{\mathbf{Z}}$ is more prone to result in sparse solution in an overdetermined system[12]. In our experiment, we found that the above two kinds of solutions are usually associated with the rank deficiency, so we employ a convex optimization package, cvx, to get an initial estimator \mathbf{b}_{init} . We then solve β_{init} and ε_{init} from (3.6).

We then take a loop to update \mathbf{b} in the next improvement step, and solve β and ε , until the newest two sets of solutions are close enough or the loop time reaches a setted number. Here \mathbf{b} is updated by the cvx package for $\min_{\mathbf{b}} \|\ddot{\mathbf{Z}} - \Theta \mathbf{b}\|_2^2 + \kappa_1 \|\mathbf{b} - \mathbf{G}(\tilde{\beta}, \tilde{\varepsilon})\|_2^2 + \kappa_2 \|\mathbf{b}\|_2^2$, with $\tilde{\beta}$ and $\tilde{\varepsilon}$ in $\mathbf{G}(\tilde{\beta}, \tilde{\varepsilon})$ the newly solved solutions in the last loop.

For each estimator β solved from the updated \mathbf{b} , we vanish β 's elements whose absolute value is smaller than the threshold θ_T as in [1, 17]. When the adjacent two estimators are close enough, we terminate the update loop, calculate errors $E1, E2, \dots, E6$, which will be given below, compare $E6$ with the old one and generate a new θ_T according its renewal rule. The best θ_T is selected related to the smallest $E3$. The weight parameters κ_1 and κ_2 are chosen by cross validation, trading off of errors $E1$ and $E3$, and considering of the convergence of the estimators.

We first give a drift function $f(x)$ and a diffuse coefficient ε . Use them to simulate a time-series date $z_i^{ob}, i = 1, 2, \dots, N + 1$ from the Euler-Lagrange equation of the SDE by a shooting method. We then approximate the time-series date \ddot{z} from z_i^{ob} by center-difference, and get $\ddot{\mathbf{Z}} = [\ddot{z}_1^{ob}, \ddot{z}_2^{ob}, \dots, \ddot{z}_{N+1}^{ob}]^T$. Second, we construct a basis library for Euler-Lagrange equation, the following basis corresponds to a basis expression of f as in (3.1).

$$\Theta(z) = \{1, z, z^2, \dots, z^9, \sin z, \cos z, \sin 2z, \cos 2z, \sin 3z, \cos 3z, \sin 4z, \cos 4z, \\ z \sin z, z \cos z, z \sin 2z, z \cos 2z, \dots, z^5 \sin z, z^5 \cos z, z^5 \sin 2z, z^5 \cos 2z\},$$

and develop the basis to get a matrix Θ of time history as in (3.8). Thirdly, we split the data randomly to training part (70% data) and testing part (the left 30%). Accordingly, $\ddot{\mathbf{Z}}$ and Θ are divided into $\ddot{\mathbf{Z}}_{train}, \ddot{\mathbf{Z}}_{test}$ and $\Theta_{train}, \Theta_{test}$, respectively.

After the preparations, we initially get initial estimators and errors.

Algorithm 1 Get initial estimators and errors

1. get $\mathbf{b}_{init} = \min_{\mathbf{b}} \|\ddot{\mathbf{Z}}_{train} - \Theta_{train} \mathbf{b}\|_2^2$ by cvx,
 2. solve out β_{init} and ε_{init} by findbeta1.m in Algorithm 3,
 3. calculate $\mathbf{G0} = \mathbf{G}(\beta_{init}, \varepsilon_{init})$,
 4. calculate the test errors
- $$E1_{init} = \|\Theta_{test} \mathbf{b}_{init} - \ddot{\mathbf{Z}}_{test}\|_2^2, \quad E2_{init} = \|\mathbf{b}_{init} - \mathbf{G}(\beta_{init}, \varepsilon_{init})\|_2^2,$$
- $$E3_{init} = \|\Theta_{test} \mathbf{G}(\beta_{init}, \varepsilon_{init}) - \ddot{\mathbf{Z}}_{test}\|_2^2, \quad E4_{init} = \|\beta_{init}\|_0, \quad E5_{init} = \|\mathbf{b}_{init}\|_0.$$
-

Algorithm 2 The main loop

Set a value set Ω_1 for κ_1 , and Ω_2 for κ_2 , $BetaTotal = \text{cell}(1, 1)$, $EBest = \text{cell}(1, 1)$;

for $k1 = 1 : \text{length}(\Omega_1)$ **do**

for $k2 = 1 : \text{length}(\Omega_2)$ **do**

$\kappa_1 = \Omega_1(k1)$, $\kappa_2 = \Omega_2(k2)$;

$\mathbf{b}_{best} = \mathbf{b}_{init}$, $\boldsymbol{\beta}_{best} = \boldsymbol{\beta}_{init}$, $\varepsilon_{best} = \varepsilon_{init}$,

$E1_{best} = E1_{init}$, $E2_{best} = E2_{init}$, $E3_{best} = E3_{init}$, $E4_{best} = E4_{init}$, $E5_{best} = E5_{init}$,

$E6_{best} = E1_{best} + \kappa_1 E2_{best} + \kappa_2 E5_{best}$,

$Ebest = [E1_{best}, E2_{best}, E3_{best}, E4_{best}, E5_{best}, E6_{best}, 0, \kappa_1, \kappa_2]$;

set an initial θ_T and its initial step h

for Iter=1:TT **do**

$\mathbf{G}\mathbf{b} = \mathbf{G}\mathbf{0}$, $\boldsymbol{\beta}_0 = \boldsymbol{\beta}_{init}$, $BetaTotal\{k1, k2\}\{Iter, 1\} = [\boldsymbol{\beta}_0; \boldsymbol{\varepsilon}]$;

$BetaTotal\{k1, k2\}\{Iter, 2\} = E1_{best}$, $BetaTotal\{k1, k2\}\{Iter, 3\} = E2_{best}$,

$BetaTotal\{k1, k2\}\{Iter, 4\} = E3_{best}$, $BetaTotal\{k1, k2\}\{Iter, 5\} = E4_{best}$,

$BetaTotal\{k1, k2\}\{Iter, 6\} = E5_{best}$, $BetaTotal\{k1, k2\}\{Iter, 7\} = E6_{best}$,

$BetaTotal\{k1, k2\}\{Iter, 8\} = 0$, $BetaTotal\{k1, k2\}\{Iter, 9\} = \kappa_1$,

$BetaTotal\{k1, k2\}\{Iter, 10\} = \kappa_2$;

for Iterations=1:T **do**

$non0Gb = (\text{abs}(\mathbf{G}\mathbf{b}) > 0)$, $numb = \text{sum}(non0Gb)$, $b = \text{zeros}(38, 1)$;

Get $numb$ dimensional $\mathbf{b}\mathbf{u}$ minimizing

$\|\ddot{\mathbf{Z}}_{train} - \Theta_{train}(:, non0Gb)\mathbf{b}\mathbf{u}\|_2^2 + \kappa_1 \|\mathbf{b}\mathbf{u} - \mathbf{G}\mathbf{b}(non0G, 1)\|_2^2 + \kappa_2 \|\mathbf{b}\mathbf{u}\|_2^2$ by cvx;

$b(non0Gb, 1) = \mathbf{b}\mathbf{u}$;

get $\tilde{\boldsymbol{\beta}}$ and $\tilde{\varepsilon}$ from \mathbf{b} by findbeta1.m, $small = (\text{abs}(\tilde{\boldsymbol{\beta}}) < \theta_T)$, $\tilde{\boldsymbol{\beta}}(small, 1) = 0$;

calculate $\mathbf{G}\mathbf{b} = \mathbf{G}(\tilde{\boldsymbol{\beta}}, \tilde{\varepsilon})$;

get $\boldsymbol{\beta}$ and ε by findbeta0.m;

calculate $\mathbf{G}\mathbf{b} = \mathbf{G}(\boldsymbol{\beta}, \varepsilon)$;

if $\text{norm}(\boldsymbol{\beta} - \boldsymbol{\beta}_0, 1) < \epsilon_1$ **then**

break

end if

$\boldsymbol{\beta}_0 = \boldsymbol{\beta}$;

end for

$E1 = \|\Theta_{test}\mathbf{b} - \ddot{\mathbf{Z}}_{test}\|_2^2$, $E2 = \|\mathbf{b} - \mathbf{G}(\boldsymbol{\beta}, \varepsilon)\|_2^2$, $E3 = \|\Theta_{test}\mathbf{G}(\boldsymbol{\beta}, \varepsilon) - \ddot{\mathbf{Z}}_{test}\|_2^2$,

$E4 = \|\boldsymbol{\beta}\|_0$, $E5 = \|\mathbf{b}\|_0$, $E6 = E1 + \kappa_1 E2 + \kappa_2 E5$,

$BetaTotal\{k1, 1\}\{Iter, 1\} = [\boldsymbol{\beta}; \varepsilon]$, $BetaTotal\{k1, k2\}\{Iter, 2\} = E1$,

$BetaTotal\{k1, k2\}\{Iter, 3\} = E2$, $BetaTotal\{k1, k2\}\{Iter, 4\} = E3$,

$BetaTotal\{k1, k2\}\{Iter, 5\} = E4$, $BetaTotal\{k1, k2\}\{Iter, 6\} = E5$,

$BetaTotal\{k1, k2\}\{Iter, 7\} = E6$, $BetaTotal\{k1, k2\}\{Iter, 8\} = \theta_T$,

$BetaTotal\{k1, k2\}\{Iter, 9\} = \kappa_1$, $BetaTotal\{k1, k2\}\{Iter, 10\} = \kappa_2$;

if $E6 < E6_{best}$ **then**

$E1_{best} = E1$, $E2_{best} = E2$, $E3_{best} = E3$, $E4_{best} = E4$, $E5_{best} = E5$,

$E6_{best} = E6$, $E7_{best} = E7$, $\theta_T = \theta_T + h$;

$Ebest = [Ebest; E1_{best}, E2_{best}, E3_{best}, E4_{best}, E5_{best}, E6_{best}, \theta_T, \kappa_1, \kappa_2]$;

else

$\theta_T = \max(0, \theta_T - 2h)$, $h = h/2$, $\theta_T = \theta_T + h$;

end if

if $h < \epsilon_2$ **then**


```

        break
    end if
end for
[val3, pos3] = min (Ebest(:, 3)), pos = pos3(1),
ET1(k1, k2) = Ebest(pos, 1), ET2(k1, k2) = Ebest(pos, 2),
ET3(k1, k2) = Ebest(pos, 3), ET4(k1, k2) = Ebest(pos, 4),
ET5(k1, k2) = Ebest(pos, 5), ET6(k1, k2) = Ebest(pos, 6), THR = Ebest(pos, 7);
row = find(cell2mat(BetaTotal{k1, k2}(:, 2)) == THR);
BETA(12(k1 - 1) + 1 : 12(k1 - 1) + 11, k2) = BetaTotal{k1, k2}{row(1), 1}(:, end);
end for
end for

```

Recall that our aim is to extract a sparse β and obtain an estimator ε from (3.10). Thus, the error $E3 = \|\ddot{Z} - \Theta \mathbf{G}(\beta, \varepsilon)\|_2^2$ should be small for the estimators β and ε . We introduce an intermediate variable \mathbf{b} , which can be estimated initially from (3.9), such that the error $E1 = \|\ddot{Z} - \Theta \mathbf{b}\|_2^2$ reaches a minimum, and in the following update steps the estimator \mathbf{b} is got by minimizing (3.13). In (3.13), the second term $\|\mathbf{b} - \mathbf{G}(\beta, \varepsilon)\|_2^2$ tends to draw \mathbf{b} toward $\mathbf{G}(\beta, \varepsilon)$, and the regularizer $\|\mathbf{b}\|_2^2$ apts to results in some elements of \mathbf{b} toward to 0. The bigger the weights κ_1 and κ_2 are, the stronger the two terms effect. These simultaneously sacrifice the error $E1$. Therefore, for a set of $\kappa_1, \kappa_2, \theta_T$, after update the estimators \mathbf{b}, β and ε by minimizing $E6$, we select the results which makes $E6$ smaller and smaller and put them in the best sets $Ebest$. We take the results corresponding to the smallest $E3$ from $Ebest$. After the main loop, each (κ_1, κ_2) corresponding to an estimator and some errors. We then pick the results with $E3$ below a certain level, with trade off between $E1$ and $E3$, and take a convergence estimator.

Based on the relationships between \mathbf{b} and (β, ε) (3.3)–(3.5), the computing processes of `findbeta1.m` is described in Algorithm 3:

Algorithm 3 `findbeta1.m`

```

start from  $b_9$ , get a real number  $\beta_5 = \sqrt{b_9/5}$ , with  $\bar{b}_9 = \max(b_9, 0)$ 
if  $\beta_5 \neq 0$  then
     $\beta_4 = b_8/(9\beta_5)$ ,  $\beta_3 = (b_7 - 4\beta_4^2)/(8\beta_5)$ ,  $\beta_2 = (b_6 - 7\beta_3\beta_4)/(7\beta_5)$ ,
     $\beta_1 = (b_5 - 3\beta_3^2 - 6\beta_2\beta_4)/(6\beta_5)$ ,
    then the equations  $b_i$ ,  $i = 0, 1, 2, 3, 4$  are linear with respect to  $\varepsilon^2$  and  $\beta_0$ ,
    set  $A5 = [b_2 \ \beta_1; 3\beta_3 \ 2\beta_2; 6\beta_4 \ 3\beta_3; 10\beta_5 \ 4\beta_4; 0 \ 5\beta_5]$ ,
     $R5 = [b_0; b_1 - \beta_1^2; b_2 - 3\beta_1 * \beta_2; b_3 - 2\beta_2^2 - 4\beta_1\beta_3; b_4 - 5\beta_1\beta_4 - 5\beta_2\beta_3]$ ,
    then  $x5 = A5 \setminus R5$ ,  $e2 = x5(1)$ ,  $\varepsilon = \sqrt{\text{abs}(e2)}$ ,
if  $e2 < 0$  then
     $\beta_i = -\beta_i$ , for  $i = 5, 4, 3, 2, 1, 0$ ,
end if
else
     $\beta_4 = \sqrt{b_7/4}$ , with  $\bar{b}_7 = \max(b_7, 0)$ ,
if  $\beta_4 \neq 0$  then
     $\beta_3 = b_6/(7\beta_4)$ ,  $\beta_2 = (b_5 - 3\beta_3^2)/(6\beta_4)$ ,  $\beta_1 = (b_4 - 5\beta_2\beta_3)/(5\beta_4)$ ,

```

$A4 = [\beta_2 \beta_1; 3\beta_3 \ 2\beta_2; 6\beta_4 \ 3\beta_3; 0 \ 4\beta_4]$,
 $R4 = [b_0; b_1 - \beta_1^2; b_2 - 3\beta_1\beta_2; b_3 - 2\beta_2^2 - 4\beta_1\beta_3]$,
then $x4 = A4 \setminus R4$, $\beta_0 = x4(2)$, $e2 = x4(1)$, $\varepsilon = \sqrt{\text{abs}(e2)}$,
if $e2 < 0$ **then**
 $\beta_i = -\beta_i$, for $i = 4, 3, 2, 1, 0$,
end if
else
 $\beta_3 = \sqrt{\bar{b}_5/3}$, with $\bar{b}_5 = \max(b_5, 0)$,
if $\beta_3 \neq 0$ **then**
 $\beta_2 = b_4/(5\beta_3)$, $\beta_1 = (b_3 - 2\beta_2^2)/(4\beta_3)$,
 $A3 = [\beta_2 \beta_1; 3\beta_3 \ 2\beta_2; 0 \ 3\beta_3]$, $R3 = [b_0; b_1 - \beta_1^2; b_2 - 3\beta_1\beta_2]$,
then $x3 = A3 \setminus R3$, $\beta_0 = x3(2)$, $e2 = x3(1)$, $\varepsilon = \sqrt{\text{abs}(e2)}$;
if $e2 < 0$ **then**
 $\beta_i = -\beta_i$, for $i = 3, 2, 1, 0$,
end if
else
 $\beta_2 = \sqrt{\bar{b}_3/2}$, with $\bar{b}_3 = \max(b_3, 0)$,
if $\beta_2 \neq 0$ **then**
 $\beta_1 = b_2/(3\beta_2)$, $\beta_0 = (b_1 - \beta_1^2)/(2\beta_2)$, $e2 = (b_0 - \beta_0\beta_1)/\beta_2$, $\varepsilon = \sqrt{\text{abs}(e2)}$,
if $e2 < 0$ **then**
 $\beta_i = -\beta_i$, for $i = 2, 1, 0$,
end if
else
 $\beta_1 = \sqrt{\bar{b}_1}$, with $\bar{b}_1 = \max(b_1, 0)$,
if $\beta_1 \neq 0$ **then**
 $\beta_0 = b_0/\beta_1$, and set $\varepsilon = 10$,
else
set $\beta_0 = 10$, $\varepsilon = 10$,
end if
end if
end if
end if
end if
if $\beta_i, i = 0, 1, 2, 3, 4, 5$ are all 0 **then**
if $b_{4c} == 0$ **then**
if $b_{4s} > 0$ **then**
 $\beta_9 = 0$, $\beta_8 = \sqrt{\bar{b}_{4s}}$, $\beta_6 = 2b_{3s}/(3\beta_8)$, $\beta_7 = 2b_{3c}/(3\beta_8)$,
 $A8 = [-\beta_6/2 \ -\beta_7; -\beta_7/2 \ \beta_6; -2\beta_8 \ 0; 0 \ 2\beta_8]$,
 $R8 = [b_{1s} + b_{3s}/3 - \beta_1\beta_6; b_{1c} - b_{3c}/3 - \beta_1\beta_7; b_{2s} - (\beta_6^2 - \beta_7^2)/2 - \beta_1\beta_8; b_{2c} - \beta_6\beta_7 - \beta_1\beta_9]$,
then $x8 = A8 \setminus R8$, $e2 = x8(1)$,
if $e2 < 0$ **then**
 $\beta_i = -\beta_i$, for $i = 8, 7, 6$,
end if
end if
if $b_{4s} < 0$ **then**

$\beta_8 = 0, \beta_9 = \sqrt{-b_{4s}}, \beta_6 = 2b_{3c}/(3\beta_9), \beta_7 = -2b_{3s}/(3\beta_9),$
 $A9 = [-\beta_6/2 - \beta_7; -\beta_7/2 \beta_6; 0 - 2\beta_9; 2 - \beta_9 \ 0],$
 $R9 = [b_{1s} - b_{3s}/3 - \beta_1\beta_6; b_{1c} + b_{3c}/3 - \beta_1\beta_7; b_{2s} - (\beta_6^2 - \beta_7^2)/2 - \beta_1\beta_8; b_{2c} - \beta_6\beta_7 - \beta_1\beta_9],$
then $x9 = A9 \setminus R9, e2 = x9(1),$
if $e2 < 0$ **then**
 $\beta_i = -\beta_i,$ for $i = 9, 7, 6,$
end if
end if
if $b_{4s} == 0$ **then**
 $\beta_8 = 0, \beta_9 = 0,$
 if $b_{2c} == 0$ **then**
 if $b_{2s} > 0$ **then**
 $\beta_6 = \sqrt{2b_{2s}}, \beta_7 = 0, A67 = [-\beta_6/2 - \beta_7; -\beta_7/2 \beta_6; -2\beta_8 - 2\beta_9; 2 - \beta_9 \ 2\beta_8],$
 $R67 = [b_{1s} - \beta_1\beta_6; b_{1c} - \beta_1\beta_7; b_{2s} - (\beta_6^2 - \beta_7^2)/2 - \beta_1\beta_8; b_{2c} - \beta_6\beta_7 - \beta_1\beta_9],$
 then $x67 = A67 \setminus R67, e2 = x67(1), \beta_6 = \text{sign}(e2)\beta_6,$
 if $\beta_0 == 10$ **then**
 $\beta_0 = \text{sign}(e2)x67(2),$
 end if
 if $\varepsilon == 10$ **then**
 $\varepsilon = \sqrt{\text{abs}(e2)},$
 end if
 end if
 if $b_{2s} < 0$ **then**
 $\beta_7 = \sqrt{-2b_{2s}}, \beta_6 = 0, A76 = [-\beta_6/2 - \beta_7; -\beta_7/2 \beta_6; -2\beta_8 - 2\beta_9; 2 - \beta_9 \ 2\beta_8],$
 $R76 = [b_{1s} - \beta_1\beta_6; b_{1c} - \beta_1\beta_7; b_{2s} - (\beta_6^2 - \beta_7^2)/2 - \beta_1\beta_8; b_{2c} - \beta_6\beta_7 - \beta_1\beta_9],$
 then $x76 = A76 \setminus R76, e2 = x76(1), \beta_7 = \text{sign}(e2)\beta_7,$
 if $\beta_0 == 10$ **then**
 $\beta_0 = \text{sign}(e2)x76(2),$
 end if
 if $\varepsilon == 10$ **then**
 $\varepsilon = \sqrt{\text{abs}(e2)},$
 end if
 end if
 if $b_{2s} == 0$ **then**
 $\beta_6 = 0, \beta_7 = 0,$
 end if
 else
 $\beta_7 = \sqrt{\sqrt{b_{2s}^2 + b_{2c}^2} - b_{2s}}, \beta_6 = b_{2c}/\beta_7, e2 = (b_{1s}\beta_6 + b_{1c}\beta_7)/(-(\beta_6^2 + \beta_7^2)/2) + 2\beta_1,$
 $\beta_6 = \text{sign}(e2)\beta_6, \beta_7 = \text{sign}(e2)\beta_7,$
 if $\beta_0 == 10$ **then**
 $\beta_0 = (b_{1c}\beta_6 - b_{1s}\beta_7)/(\beta_6^2 + \beta_7^2),$
 end if
 if $\varepsilon == 10$ **then**
 $\varepsilon = \sqrt{\text{abs}(e2)},$
 end if

```

    end if
  end if
end if
else
   $\beta_9 = \sqrt{\sqrt{b_{4s}^2 + b_{4c}^2} - b_{4s}/2}$ ,  $\beta_8 = b_{4c}/(2\beta_9)$ ,  $\beta_6 = 2/3(b_{3c}\beta_9 + b_{3s}\beta_8)/(\beta_8^2 + \beta_9^2)$ ,
   $\beta_7 = 2/3(b_{3c}\beta_8 - b_{3s}\beta_9)/(\beta_8^2 + \beta_9^2)$ ,  $e2 = -(b_{2c} - \beta_6\beta_7)/(2\beta_9)$ ,
  if  $e2 < 0$  then
     $\beta_i = -\beta_i$ , for  $i = 9, 8, 7, 6$ ,
  end if
end if
else
  AA = [2 $\beta_2$  -  $\beta_1$  0 0;  $\beta_1$  2 $\beta_2$  0 0; 0 0 2 $\beta_2$  - 2 $\beta_1$ ; 0 0 2 $\beta_1$  2 $\beta_2$ ; 3 $\beta_3$  -  $\beta_2$  0 0;
     $\beta_2$  3 $\beta_3$  0 0; 0 0 3 $\beta_3$  - 2 $\beta_2$ ; 0 0 2 $\beta_2$  3 $\beta_3$ ; 4 $\beta_4$  -  $\beta_3$  0 0;  $\beta_3$  4 $\beta_4$  0 0;
    0 0 4 $\beta_4$  - 2 $\beta_3$ ; 0 0 2 $\beta_3$  4 $\beta_4$ ; 5 $\beta_5$  -  $\beta_4$  0 0;  $\beta_4$  5 $\beta_5$  0 0; 0 0 5 $\beta_5$  - 2 $\beta_4$ ;
    0 0 2 $\beta_4$  5 $\beta_5$ ; 0 -  $\beta_5$  0 0;  $\beta_5$  0 0 0; 0 0 0 - 2 $\beta_5$ ; 0 0 2 $\beta_5$  0],
  RR = [ $b_{11}$ ;  $b_{21}$ ;  $b_{31}$ ;  $b_{41}$ ;  $b_{12}$ ;  $b_{22}$ ;  $b_{32}$ ;  $b_{42}$ ;  $b_{13}$ ;  $b_{23}$ ;  $b_{33}$ ;  $b_{43}$ ;  $b_{14}$ ;  $b_{24}$ ;  $b_{34}$ ;  $b_{44}$ ;  $b_{15}$ ;  $b_{25}$ ;  $b_{35}$ ;  $b_{45}$ ],
  x69 = AA \ RR,  $\beta_6 = x69(1)$ ,  $\beta_7 = x69(2)$ ,  $\beta_8 = x69(3)$ ,  $\beta_9 = x69(4)$ ,
end if

```

Most procedures in findbeta0.m are the same as in findbeta1.m, besides that the newest estimator β is used in the next solving process for β from a more newer updated \mathbf{b} to maintain the 0 in β .

4 Numerical experiments

Example We reconstruct a dynamical system fluctuated by white noise with fixed boundary values

$$dX_t = f(X_t) dt + \varepsilon dB_t, \quad X(0) = X_0, \quad X(1) = X_T, \quad (4.1)$$

by a time-series observations of its most probable transition trajectory. We construct a basis library consisting of polynomial and trigonometric functions of observational feature, $\{1, X, X^2, \dots, X^5, \sin X, \cos X, \sin 2X, \cos 2X\}$. Then the drift $f(X)$ can be written as in (3.1). The most probable transition trajectory, $z(t)$, satisfies a second order ODE as in (2.4). Substituting the expression of f into (2.4), and combining like terms, the second ODE would turn into the form as in (3.2)–(3.5).

We reconstruct stochastical systems in three cases:

- I. $f(X) = 0.5X - 1.2X^3 + \sin X$, and $\varepsilon = 0.8$;
- II. $f(X) = 0.5X - 1.2X^3$, and $\varepsilon = 0.8$;
- III. $f(X) = \cos X$, and $\varepsilon = 0.8$.

Taking the boundary values $a_0 = 0, a_T = \sqrt{2}$, we simulate by a shooting method to get a time-series observation of the most probable trajectory, denoted as $z_i^{ob} = z^{ob}(t_i)$, with $t_i = (i - 1)\delta t$, $\delta t = 1/N$, and $i = 1, 2, \dots, 1001$. Based on the time-series data, we reversely reconstruct the system (4.1), namely, distill the nonzero coefficients in f and estimate them together with the diffusion coefficient ε .

In this model reconstruction problem, taking $\kappa_1 = 0.025k, \kappa_2 = 0.01j$, for $k = 0, 1, \dots, 16$, $j = 1, 2, \dots, 30$. For a fixed (κ_1, κ_2) , starting from a given θ_T , we constantly update \mathbf{b} and solve $(\boldsymbol{\beta}, \varepsilon)$ from \mathbf{b} until a stable estimator $(\boldsymbol{\beta}, \varepsilon)$ is obtained, and calculate the errors by the obtained estimators. The evolution of the errors in each updation is illustrated in Figure 1 for case I, case II and case III, from left to right, respectively.

For a fixed (κ_1, κ_2) , we then compare the error $E6$ with the old best one to collect better estimator and regenerate θ_T by its renewal rule. Repeat the above update process with the new θ_T , until the new generated θ_T is close enough to the older one. With a threshold, the errors after update are shown in Figure 2.

We select the results with $E6$ in Figure 2 smaller and smaller as the best results. The errors $E3, E6$ and θ_T of the best results are shown in Figure 3. From these results, we then select the threshold with the smallest $E3$ as the threshold for the fixed (κ_1, κ_2) . For case I, II and III in Figure 3, θ_T equals 0.1, 0.2 and 0.075, respectively.

After a threshold θ_T is selected, a pair of (κ_1, κ_2) corresponds to a set of results. Sort by $E1$ from small to big, we listed the results with $E3 < 1$ in Table 1 and 2. The errors with $E3 \in (1, 2)$ are presented in the middle part of Table 2. The errors with $E3 > 2$ and $(E4, E5) = (3, 8)$ are shown in the bottom of Table 2. We also listed the estimators with $(E4, E5) = (3, 8)$ in Table 3. These results are also sorted by $E1$ from small to big, with $E3 < 1$ in the upper part, and $E3 > 1$ in the half bottom part. This table together with the corresponding Figure 4 illustrated that, when $E3 < 1$, β_1 and ε both increase with $E1$ to a stable values, and β_3, β_6 each decreases with $E1$ to a stable values. When $E3$ exceeds 1, the values would go to the other side. Actually, we also observed that the estimators with $(E4, E5)$ take other values have no tendency to converge. So, we take the estimator with $(E1, E3) = (0.051521931, 0.231136499)$ and $(\kappa_1, \kappa_2) = (0.375, 0.22)$.

As listed in Table 4, the minimum of $E3$ is 0.068423125 and then the value jumped to 2.414255893. So, we take the estimator for $(\kappa_1, \kappa_2) = (0, 0.01)$, which is listed in Table 6. In Table 5, most of $E3 < 0.1$, and $(E4, E5) = (1, 2)$. In fact, all the estimators with $(E4, E5) = (1, 2)$ are close enough, and have a slight tendency with the increase of $E1$. We take the estimator corresponding to $(\kappa_1, \kappa_2) = (0.4, 0.3)$.

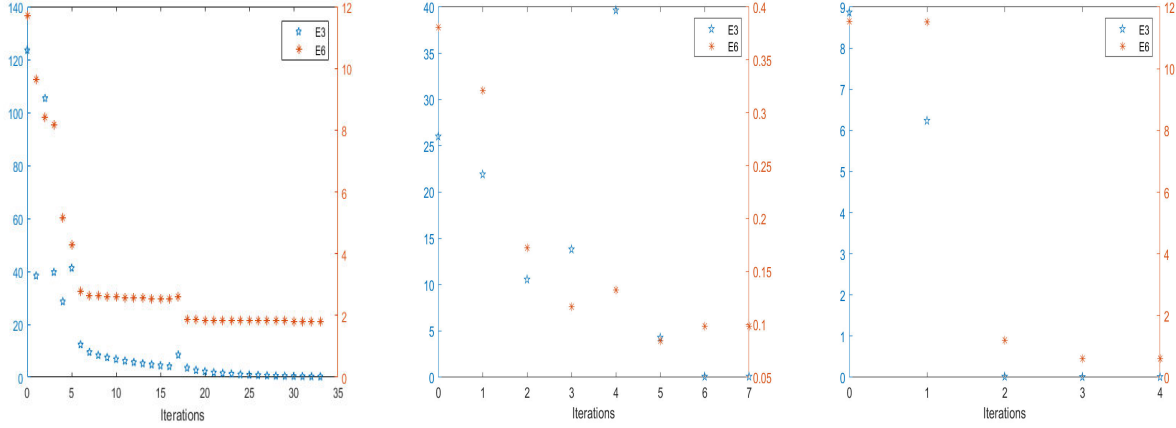


Figure 1: The evolution of the errors in the updating processes for the final selected κ_1, κ_2 and θ_T . The left figure is for case I with $(\kappa_1, \kappa_2) = (0.375, 0.22)$ and $\theta_T = 0.1$. The middle one is for case II with $(\kappa_1, \kappa_2) = (0, 0.01)$ and $\theta_T = 0.2$. The right one is for case III with $(\kappa_1, \kappa_2) = (0.4, 0.3)$ and $\theta_T = 0.075$. The update will be terminated at a setted 50 iterations if the terminal condition has not reached earlier. The last results are taken as the values in Figure 2.

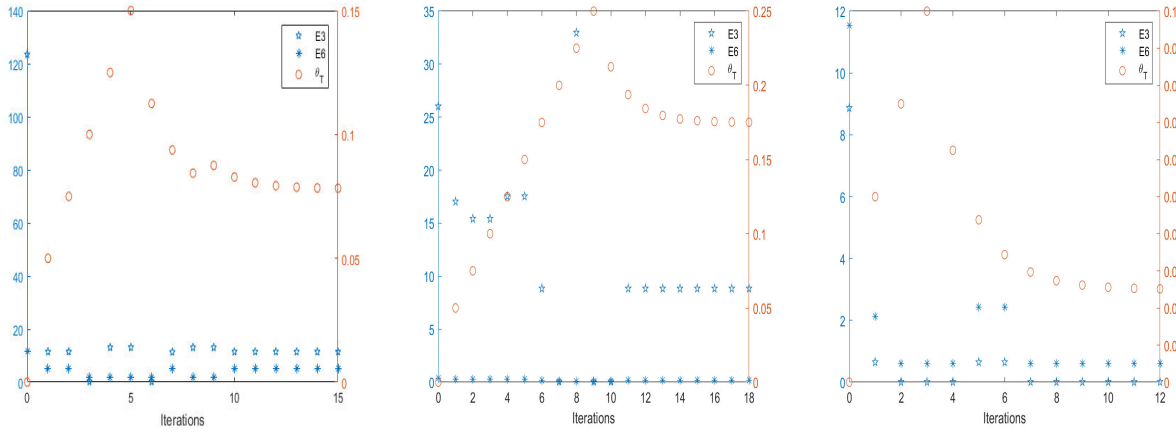


Figure 2: The errors after update for a threshold and the final selected κ_1 and κ_2 . The three figures are for case I, II, and III, from left to right, with (κ_1, κ_2) being $(0.375, 0.22)$, $(0, 0.01)$ and $(0.4, 0.3)$, respectively. The decrease of $E6$ enlarges the next threshold θ_T , and in turn the increase of $E6$ pull back θ_T .

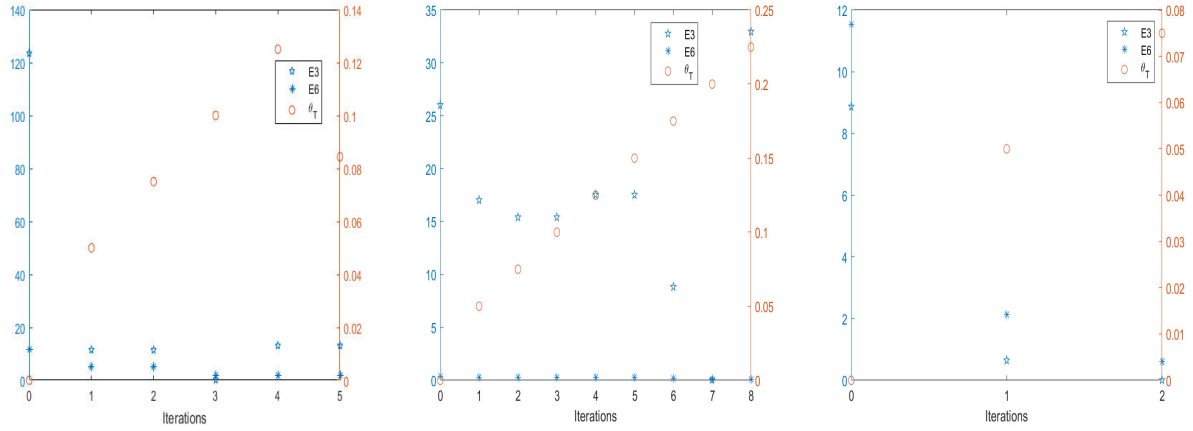


Figure 3: The selected best results. The three figures are for case I, II, and III, from left to right, with (κ_1, κ_2) being $(0.375, 0.22)$, $(0, 0.01)$ and $(0.4, 0.3)$ respectively. The best results are selected from the updated results in Figure 2 according to the principle of the error $E6$ turns smaller and smaller.

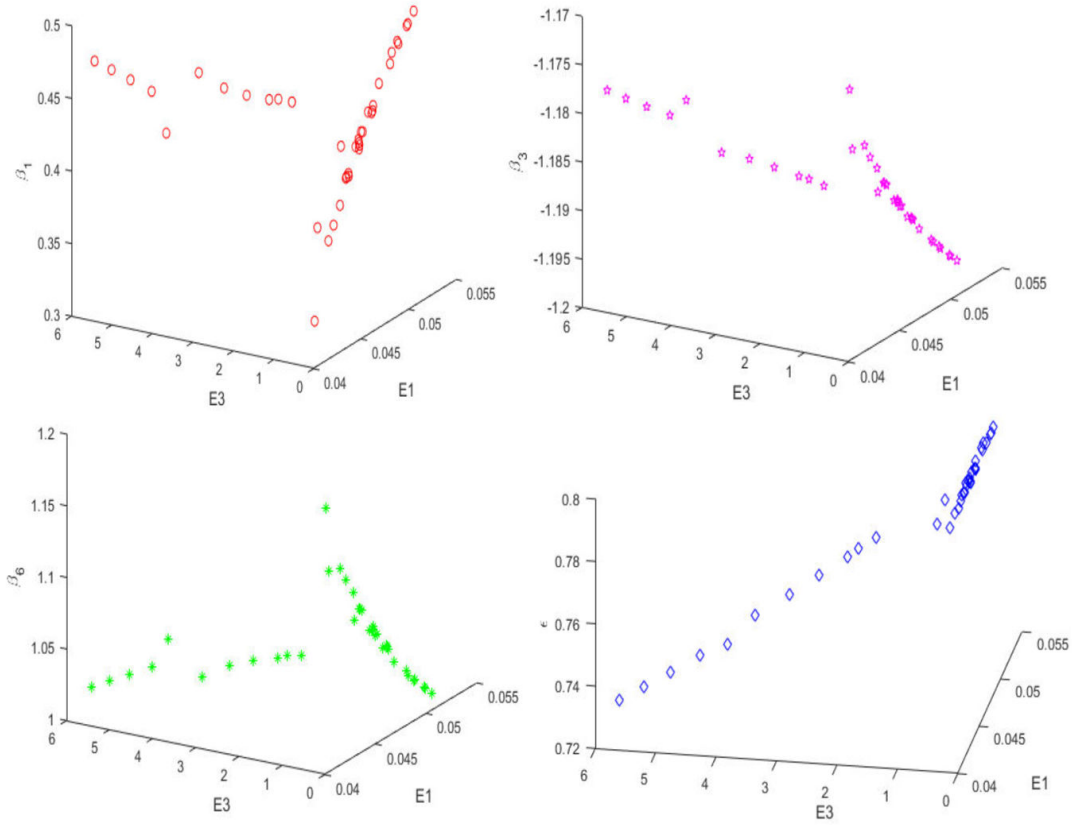


Figure 4: The errors $E1, E3$ v.s. β_1 (upper left), β_3 (upper right), β_6 (lower left) and ϵ (lower right) for $(E4, E5) = (3, 8)$ listed in Table 1 and 2.

Table 1: Part of the selected results corresponding to (κ_1, κ_2) for case I.

	κ_1	κ_2	$E1$	$E2$	$E3$	$E4$	$E5$
1	0.3	0.12	0.026939815	0.056260831	0.810529903	4	15
2	0.35	0.15	0.027512134	0.02881241	0.403005153	4	15
3	0.275	0.07	0.030155923	0.089651519	0.625205233	6	18
4	0.275	0.06	0.031185227	0.035798805	0.3007625	6	18
5	0.35	0.07	0.032058741	0.045525289	0.33543262	8	30
6	0.375	0.06	0.034403747	0.063865974	0.388980495	8	30
7	0.3	0.05	0.035396018	0.009287062	0.084640949	8	30
8	0.325	0.05	0.035977481	0.0304864	0.18484621	8	30
9	0.25	0.13	0.040915848	0.009159243	0.186932482	3	8
10	0.225	0.18	0.042568948	0.012027928	0.23459647	3	8
11	0.25	0.12	0.042680852	0.027285887	0.533461953	3	8
12	0.3	0.15	0.042961344	0.009841414	0.19982028	3	8
13	0.35	0.21	0.043641818	0.009934937	0.201417306	3	8
14	0.2	0.15	0.044437576	0.012708587	0.24357159	3	8
15	0.25	0.2	0.044551965	0.013315764	0.256689297	3	8
16	0.375	0.2	0.044584715	0.010205395	0.207388277	3	8
17	0.275	0.23	0.044723258	0.012662632	0.244685253	3	8
18	0.25	0.21	0.045384028	0.031515335	0.587403886	3	8
19	0.1	0.09	0.045432569	0.015458686	0.236955823	3	8
20	0.4	0.21	0.045596116	0.009410949	0.192805735	3	8
21	0.325	0.16	0.045669816	0.009723	0.197954065	3	8
22	0.225	0.15	0.045744733	0.011669681	0.227695764	3	8
23	0.3	0.25	0.045966062	0.015049886	0.288844346	3	8
24	0.225	0.17	0.046154114	0.014289434	0.272107785	3	8
25	0.275	0.22	0.046245681	0.013153949	0.25360326	3	8
26	0.125	0.12	0.046822365	0.016235436	0.255799042	3	8
27	0.375	0.19	0.046978399	0.009922707	0.202500177	3	8
28	0.4	0.2	0.047077381	0.010054288	0.205377021	3	8
29	0.25	0.17	0.047244334	0.011755312	0.229606999	3	8
30	0.15	0.15	0.048045942	0.016967716	0.273986594	3	8
31	0.25	0.15	0.049011349	0.011463523	0.225690301	3	8
32	0.175	0.18	0.049449323	0.017466148	0.28680301	3	8
33	0.275	0.15	0.049906621	0.011569337	0.230190166	3	8
34	0.2	0.2	0.050009585	0.016499411	0.282830571	3	8
35	0.325	0.19	0.050788088	0.011618899	0.232419407	3	8
36	0.325	0.18	0.050872958	0.01119349	0.22506516	3	8
37	0.375	0.22	0.051521931	0.011466825	0.231136499	3	8
38	0.125	0.11	0.052500087	0.031450179	0.68784801	6	16
39	0.375	0.21	0.061619699	0.0064827	0.131715685	2	6
40	0.4	0.23	0.061631604	0.0060925	0.126164454	2	6
41	0.3	0.11	0.091869213	0.056813276	0.722115448	3	6
42	0.375	0.14	0.091941327	0.057546552	0.708967114	3	6
43	0.35	0.13	0.135365079	0.073483969	0.657117275	7	20
44	0.25	0.1	0.193240972	4.44E-16	0.193240972	2	3
45	0.275	0.09	0.193501557	1.67E-16	0.193501557	2	3

Table 2: Part of the selected results corresponding to (κ_1, κ_2) for case I.

	κ_1	κ_2	$E1$	$E2$	$E3$	$E4$	$E5$
46	0.3	0.1	0.194227324	9.04E-16	0.194227324	2	3
47	0.325	0.1	0.194657739	3.33E-16	0.194657739	2	3
48	0.4	0.1	0.196271553	1.67E-16	0.196271553	2	3
49	0.375	0.17	0.478744738	0.0022207	0.477349246	4	6
50	0.35	0.14	0.024948326	0.129172171	1.88336774	5	19
51	0.275	0.08	0.025003415	0.190559162	1.533946863	7	28
52	0.4	0.17	0.026388306	0.086913147	1.245602014	4	15
53	0.225	0.08	0.026447746	0.152348799	1.950616605	5	17
54	0.375	0.16	0.026471506	0.081392076	1.170002948	4	15
55	0.325	0.13	0.026573134	0.082975415	1.169601999	4	15
56	0.25	0.07	0.027088397	0.12331372	1.734503499	7	28
57	0.375	0.13	0.030524862	0.088563385	1.723396516	5	17
58	0.35	0.09	0.031469022	0.102544481	1.495024936	7	20
59	0.25	0.05	0.034614687	0.106404303	1.57749973	5	18
60	0.175	0.01	0.036935561	0.054904564	1.915958055	5	14
61	0.175	0.3	0.044739889	0.166985152	1.986306967	3	8
62	0.15	0.24	0.044949533	0.143056378	1.70060192	3	8
63	0.3	0.24	0.049352375	0.065626621	1.63626833	4	11
64	0.275	0.21	0.049627393	0.067845621	1.731876756	4	11
65	0.325	0.27	0.049965305	0.069480274	1.723258751	4	11
66	0.325	0.26	0.050523389	0.071902797	1.794211573	4	11
67	0.35	0.29	0.051215719	0.075963758	1.886780118	4	11
68	0.35	0.28	0.051618921	0.0776454	1.938630281	4	11
69	0.225	0.03	0.070470729	0.116532936	1.833947559	6	16
70	0.35	0.06	0.09190076	0.062677789	1.054933993	3	6
71	0.4	0.06	0.094183134	0.065509401	1.121334248	3	6
72	0.35	0.11	0.155140184	0.104546119	1.91901288	7	20
73	0.1	0.04	0.16118239	0.073680877	1.452335064	5	16
74	0.05	0.09	0.040985874	0.364451385	3.880124457	3	8
75	0.1	0.23	0.041070783	0.534474352	5.678033374	3	8
76	0.1	0.22	0.041190925	0.493802891	5.286181444	3	8
77	0.1	0.21	0.041345796	0.449789123	4.853110819	3	8
78	0.1	0.2	0.041538487	0.402130029	4.374671742	3	8
79	0.15	0.28	0.043135411	0.316835269	3.58159286	3	8
80	0.15	0.27	0.0434484	0.264154135	3.028367111	3	8
81	0.15	0.26	0.043873034	0.221421481	2.568209367	3	8
82	0.15	0.25	0.044374308	0.181447426	2.12985506	3	8
.
.
.

Table 3: The estimators before basis and dB_t for case I with $(E4, E5) = (3, 8)$.

(κ_1, κ_2)	1	X	X^2	X^3	X^4	X^5	$\sin X$	$\cos X$	$\sin 2X$	$\cos 2X$	dB_t
(0.25, 0.13)	0	0.327836541	0	-1.172722151	0	0	1.181206256	0	0	0	0.795855492
(0.225, 0.18)	0	0.376138461	0	-1.17957815	0	0	1.131442228	0	0	0	0.795463372
(0.25, 0.12)	0	0.382902527	0	-1.1803239	0	0	1.127508687	0	0	0	0.791033626
(0.3, 0.15)	0	0.385527258	0	-1.181034891	0	0	1.121778617	0	0	0	0.79591346
(0.35, 0.21)	0	0.396378089	0	-1.182581605	0	0	1.110499872	0	0	0	0.79596499
(0.2, 0.15)	0	0.411486455	0	-1.184661332	0	0	1.095005472	0	0	0	0.795493667
(0.25, 0.2)	0	0.411941703	0	-1.18471039	0	0	1.094619837	0	0	0	0.795315485
(0.375, 0.2)	0	0.41256155	0	-1.184925465	0	0	1.093918174	0	0	0	0.795928136
(0.275, 0.23)	0	0.413602104	0	-1.184959797	0	0	1.092782024	0	0	0	0.79550349
(0.25, 0.21)	0	0.427591707	0	-1.186520317	0	0	1.080785909	0	0	0	0.790766547
(0.1, 0.09)	0	0.429209147	0	-1.18707282	0	0	1.075987734	0	0	0	0.79585546
(0.4, 0.21)	0	0.427307792	0	-1.187071538	0	0	1.078576652	0	0	0	0.796205009
(0.325, 0.16)	0	0.429485041	0	-1.187382523	0	0	1.076388386	0	0	0	0.79613473
(0.225, 0.15)	0	0.430746515	0	-1.187480369	0	0	1.075095588	0	0	0	0.7957778
(0.3, 0.25)	0	0.43165549	0	-1.187508313	0	0	1.074471091	0	0	0	0.794959944
(0.225, 0.17)	0	0.436294561	0	-1.188202355	0	0	1.06959379	0	0	0	0.795204042
(0.275, 0.22)	0	0.435975963	0	-1.188181238	0	0	1.069773658	0	0	0	0.795469545
(0.125, 0.12)	0	0.447286497	0	-1.189663626	0	0	1.057458227	0	0	0	0.79567531
(0.375, 0.19)	0	0.446381874	0	-1.189817485	0	0	1.058985891	0	0	0	0.796144045
(0.4, 0.2)	0	0.44750395	0	-1.189979512	0	0	1.057867511	0	0	0	0.796102671
(0.25, 0.17)	0	0.450091126	0	-1.19026942	0	0	1.05513096	0	0	0	0.795840361
(0.15, 0.15)	0	0.461778709	0	-1.191737837	0	0	1.042632012	0	0	0	0.795485956
(0.25, 0.15)	0	0.471727846	0	-1.193411692	0	0	1.032837848	0	0	0	0.795971874
(0.175, 0.18)	0	0.47733876	0	-1.193971198	0	0	1.026658963	0	0	0	0.795378537
(0.275, 0.15)	0	0.481860578	0	-1.194885805	0	0	1.022493722	0	0	0	0.795929648
(0.2, 0.2)	0	0.482697535	0	-1.194782579	0	0	1.021245417	0	0	0	0.795416281
(0.325, 0.19)	0	0.490570278	0	-1.196139848	0	0	1.013507329	0	0	0	0.795941835
(0.325, 0.18)	0	0.491666267	0	-1.196313738	0	0	1.012351169	0	0	0	0.796042773
(0.375, 0.22)	0	0.497697853	0	-1.197175141	0	0	1.006158184	0	0	0	0.79598755
(0.175, 0.3)	0	0.454174623	0	-1.186086693	0	0	1.050134233	0	0	0	0.775218978
(0.15, 0.24)	0	0.453119072	0	-1.186639601	0	0	1.051347485	0	0	0	0.778566674
(0.05, 0.09)	0	0.434770239	0	-1.177300571	0	0	1.065963916	0	0	0	0.753095468
(0.1, 0.23)	0	0.473240359	0	-1.178016643	0	0	1.020894422	0	0	0	0.732799577
(0.1, 0.22)	0	0.469057514	0	-1.178574206	0	0	1.026859337	0	0	0	0.737157871
(0.1, 0.21)	0	0.464083461	0	-1.179124308	0	0	1.033573959	0	0	0	0.742033289
(0.1, 0.2)	0	0.458266525	0	-1.179669721	0	0	1.041065253	0	0	0	0.747476787
(0.15, 0.28)	0	0.469388964	0	-1.183798644	0	0	1.032344744	0	0	0	0.756506872
(0.15, 0.27)	0	0.460914604	0	-1.184145608	0	0	1.042073815	0	0	0	0.762941264
(0.15, 0.26)	0	0.456942839	0	-1.184845799	0	0	1.046777233	0	0	0	0.768328595
(0.15, 0.25)	0	0.454510834	0	-1.185689335	0	0	1.049692376	0	0	0	0.773486361

Table 4: Part of the selected results corresponding to (κ_1, κ_2) for case II.

	κ_1	κ_2	E_1	E_2	E_3	E_4	E_5
1	0	0.01	0.068423125	8.88E-16	0.068423125	2	3
2	0.025	0.01	0.003744129	0.384764721	2.414255893	5	20
3	0.05	0.01	0.006488225	0.491778864	6.5351293	7	30
4	0.05	0.02	0.006719289	0.530244365	7.012510004	6	30
5	0.375	0.07	0.092935253	0.968517918	7.066051677	3	12
6	0.4	0.07	0.095319797	0.953445464	7.163854265	3	12
7	0.075	0.01	0.007170651	0.489409673	7.227866757	7	30
8	0.125	0.05	0.008515818	0.548073081	7.5003069	6	30
9	0.25	0.08	0.010016016	0.553479956	7.516204754	6	30
10	0.275	0.08	0.010316231	0.551248268	7.532757737	6	30
11	0.2	0.08	0.009441848	0.558228985	7.536289451	6	30
.
.
.

Table 5: Part of the selected results corresponding to (κ_1, κ_2) for case III.

	κ_1	κ_2	E_1	E_2	E_3	E_4	E_5
1	0	0.01	0.00791007	0	0.00791007	1	2
2	0	0.02	0.00791007	0	0.00791007	1	2
3	0	0.03	0.007910072	0	0.007910072	1	2
4	0	0.05	0.007910082	5.55E-17	0.007910082	1	2
5	0	0.06	0.007910091	0	0.007910091	1	2
6	0	0.14	0.007910234	0	0.007910234	1	2
7	0	0.23	0.007910546	1.24E-16	0.007910546	1	2
.
.
.
440	0.4	0.26	0.00793866	1.24E-16	0.00793866	1	2
441	0.4	0.27	0.00793884	0	0.007938842	1	2
442	0.4	0.28	0.00793902	0	0.007939025	1	2
443	0.4	0.3	0.00793904	0	0.00793904	1	2
444	0.2	0.03	0.001043796	0.002244972	0.064379145	5	8
445	0.025	0.05	0.097883427	4.55E-15	0.097883427	3	4
446	0.1	0.02	0.099026845	3.33E-16	0.099026845	3	4
447	0.125	0.01	0.099642975	1.46E-15	0.099642975	3	4
448	0.125	0.05	0.100840545	9.22E-16	0.100840545	3	4
.
.
.

Table 6: The true values and their estimators for case I, II, and III in (4.1).

	True value I	Estimator	True value II	Estimator	True value III	Estimator
1	0	0	0	0	0	0
X	0.5	0.497697853	0.5	0.495295	0	0
X^2	0	0	0	0	0	0
X^3	-1.2	-1.197175141	-1.2	-1.19413	0	0
X^4	0	0	0	0	0	0
X^5	0	0	0	0	0	0
$\sin X$	1	1.006158184	0	0	0	0
$\cos X$	0	0	0	0	1	1.002284
$\sin 2X$	0	0	0	0	0	0
$\cos 2X$	0	0	0	0	0	0
dB_t	0.8	0.79598755	0.8	0.80161	0.8	0.79607

Table 7: The test errors, weight values and the threshold corresponding to the estimators in Table 6.

	$E1$	$E2$	$E3$	κ_1	κ_2	θ_T
Case I	0.051521931	0.011466825	0.231136499	0.375	0.22	0.1
Case II	0.068423	$8.88e^{-16}$	0.068423	0	0.01	0.2
Case III	0.0079	0	0.0079	0.4	0.3	0.075

5 Discussion

Based on the fact that the most probable transition trajectory of an SDE can be described by an Euler-Lagrange equation (a deterministic second order ODE), we have devised an algorithm to discover the drift term and the diffusion coefficient of the SDE, from a time-series data of the most probable transition trajectory.

We have employed polynomials and trigonometric functions as the basis of the drift term. We considered a one-dimensional model example but with different drifts. For more complex drifts or high dimensional cases, our method still works but becomes more complicated.

For example, for an SDE with a rational function in the drift, a naive idea is to multiply both sides of the SDE by the denominator of the rational function. This converts the rational drift to a polynomial drift [13]. More precisely, for an SDE

$$dX = \left(f(X) + \frac{g(X)}{G(X)} \right) dt + \varepsilon dB_t,$$

the corresponding Euler-Lagrange equation for the most probable transition trajectory z is

$$\ddot{z} = \frac{\varepsilon^2}{2} \left(f(z) + \frac{g(z)}{G(z)} \right)'' + \left(f(z) + \frac{g(z)}{G(z)} \right)' \left(f(z) + \frac{g(z)}{G(z)} \right).$$

Taking some derivatives, we get

$$G(z)^3 \ddot{z} = \frac{\varepsilon^2}{2} (G^3 f'' + G^2 g'' - GG''g - 2GG'g' + 2G'G'g) \\ + (G^3 f f' + G^2 f'g + G^2 f g' + G g g' - GG'fg - G'g^2).$$

We write $G(z)^3 = G_0 + G_1(z)$, where G_0 is a constant, and $G_1(z)$ is a polynomial without constant. The equation above is then

$$G_0 \ddot{z} = \left\{ \frac{\varepsilon^2}{2} (G^3 f'' + G^2 g'' - GG''g - 2GG'g' + 2G'G'g) \right. \\ \left. + (G^3 f f' + G^2 f'g + G^2 f g' + G g g' - GG'fg - G'g^2) \right\} - [\ddot{z}G_1(z)]. \quad (5.1)$$

For another example, consider a two dimensional SDE system

$$dX_1 = f_1(X_1, X_2)dt + \varepsilon_1 dB_t^1, \\ dX_2 = f_2(X_1, X_2)dt + \varepsilon_2 dB_t^2, \\ X(0) = \mathbf{a}_0 \in \mathbb{R}^2, \quad X(1) = \mathbf{b} \in \mathbb{R}^2.$$

In searching for the most probable transition trajectory $z = (z_1, z_2)^T$, the corresponding OM function is

$$OM(z, \dot{z}) = \left(\frac{\dot{z}_1 - f_1(z_1, z_2)}{\varepsilon_1} \right)^2 + \left(\frac{\dot{z}_2 - f_2(z_1, z_2)}{\varepsilon_2} \right)^2 + \frac{\partial f_1}{\partial z_1} + \frac{\partial f_2}{\partial z_2}.$$

Then by the variation principle, $z(t)$ satisfies the Euler-Lagrange equation

$$\ddot{z}_1 = \left\{ f_1 \frac{\partial f_1}{\partial z_1} + \frac{\varepsilon_1^2}{\varepsilon_2^2} f_2 \frac{\partial f_2}{\partial z_1} + \frac{\varepsilon_1^2}{2} \left(\frac{\partial^2 f_1}{\partial z_1^2} + \frac{\partial^2 f_2}{\partial z_2 \partial z_1} \right) \right\} + \left[\dot{z}_2 \left(\frac{\partial f_1}{\partial z_2} - \frac{\varepsilon_1^2}{\varepsilon_2^2} \frac{\partial f_2}{\partial z_1} \right) \right], \\ \ddot{z}_2 = \left\{ f_2 \frac{\partial f_2}{\partial z_2} + \frac{\varepsilon_2^2}{\varepsilon_1^2} f_1 \frac{\partial f_1}{\partial z_2} + \frac{\varepsilon_2^2}{2} \left(\frac{\partial^2 f_2}{\partial z_2^2} + \frac{\partial^2 f_1}{\partial z_1 \partial z_2} \right) \right\} + \left[\dot{z}_1 \left(\frac{\partial f_2}{\partial z_1} - \frac{\varepsilon_2^2}{\varepsilon_1^2} \frac{\partial f_1}{\partial z_2} \right) \right]. \quad (5.2)$$

It is similar for both (5.1) and (5.2), when we express each term in the drift in a polynomial basis. The part in the curly braces on the right hand side of them are the expressions of polynomials, and the part in the square brackets are the expressions of polynomials multiplying \dot{z} , \dot{z}_1 or \dot{z}_2 . Thus, the corresponding expressions similar to \mathbf{b} in (3.3)-(3.5) are much more complicated here, and this increases the computational cost.

Acknowledgements

This work was partially supported by NSFC grants 11531006, 11601491 and 11771449.

References

- [1] S. L. Brunton, J. L. Proctor and J. N. Kutz, Discovering governing equations from data by sparse identification of nonlinear dynamical systems. *Proc. Natl. Acad. Sci.* **113** 3932-3937 (2016).
- [2] X. Chang, Z. Xu, H. Zhang, J. Wang and Y. Liang, Robust regularization theory based on L_q regularization: the asymptotic distribution and variable selection consistence of solutions. *Sci. Sin. Math.* **40(10)** 985-998 (2010).
- [3] Y. Chao and J. Duan, The Onsager-Machlup function as Lagrangian for the most probable path of a jump-diffusion process. *Nonlinearity* **32** 3715-3741 (2019).
- [4] S. Chen, D. L. Donoho and M. A. Saunders, Atomic decomposition by basis pursuit. *SIAM J. Sci. Comput.* **20(1)** 33-61 (2006).
- [5] X. Chen, D. Yang, Q. Zhang and J. Liang, $L_{1/2}$ regularization based numerical method for effective reconstruction of bioluminescence tomography. *J. Appl. Phys.* **115** 184702 (2014).
- [6] J. Duan, *An Introduction to Stochastic Dynamics*. Cambridge University Press, 2015.
- [7] D. Dürr and A. Bach, The Onsager-Machlup function as lagrangian for the most probable path of a diffusion process. *Commun. Math. Phys.* **60** 153-170 (1978).
- [8] T. Hastie, R. Tibshirani and J. Friedman, *The Elements of Statistical Learning*. Springer, 2009.
- [9] N. Q. Hoffer, K. Neupane, A. G. T. Pyo and M. T. Woodside, Measuring the average shape of the transition paths during the folding of a single biological molecule. *Proc. Natl. Acad. Sci.* **116(17)** 8125-8130 (2019).
- [10] W. Iwasaki and T. Takagi, Rapid pathway evolution facilitated by horizontal gene transfers across prokaryotic lineages. *PLoS Genet.* **5(3)** e1000402 (2009).
- [11] R. Kress, *Numerical analysis*. Springer, 1998.
- [12] J. N. Kutz, *Data-driven modeling & scientific computation*. Oxford University Press, 2013.
- [13] N. M. Mangan, S. L. Brunton, J. L. Proctor and J. N. Kutz, Inferring biological networks by sparse identification of nonlinear dynamics. *IEEE Transaction on Molecular, Biological, and Multi-scale Communications* **2(1)** 52-63 (2016).
- [14] B. K. Natraajan, Sparse approximate solutions to linear systems. *SIAM J. Comput.* **24(2)** 227-234 (1995).
- [15] L. Onsager and S. Machlup, Fluctuations and irreversible processes. *Phys. Rev.* **91(6)** 1505-1512 (1953).

- [16] A. F. Psaros, I. A. Kougoumtzoglou and I. Petromichelakis, Sparse representations and compressive sampling for enhancing the computational efficiency of the Wiener path integral technique. *Mech. Syst. Signal Pr.* **111** 87-101 (2018).
- [17] S. H. Rudy, S. L. Brunton, J. L. Proctor and J. N. Kutz, Data-driven discovery of partial differential equations. *Sci. Adv.* **3** e1602614 (2017).
- [18] A. J. Sherbondy, R. F. Dougherty, M. Ben-Shachar, S. Napel and B. A. Wandell, ConTrack: Finding the most likely pathways between brain regions using diffusion tractography. *Journal Vision* **8(9):15** 1-16 (2008).
- [19] D. Stefan, C. Pinel, S. Pinhal, E. Cinquemani, J. Geiselmann and H. de Jong, Inference of quantitative models of bacterial promoters from time-series reporter gene data. *PLoS Comput. Biol.* **11(1)** e1004028 (2015).
- [20] R. Tibshirani, Regression shrinkage and selection via the lasso. *J. R. Statist. Soc. B* **58(1)** 267-288 (1996).
- [21] L. Tisza and I. Manning, Fluctuations and irreversible thermodynamics. *Phys. Rev.* **105** 1695-1705 (1957).
- [22] D. Wu, M. Fu and J. Duan, Discovering mean residence time and escape probability from data of stochastic dynamical systems. *Chaos* **29** 093122 (2019).
- [23] Z. Xu, H. Zhang, Y. Wang and X. Chang, $L^{1/2}$ regularization. *Sci. China Inf. Sci.* **53** 1159-1169 (2010).
- [24] Z. Xu, X. Chang, F. Xu and H. Zhang, $L^{1/2}$ regularization: A thresholding representation theory and a fast solver. *IEEE Tran. Neural Netw. Learn. Syst.* **23(7)** 1013-1027 (2012).
- [25] O. Yair, R. Talmon, R. R. Coifman and I. G. Kevrekidis, Reconstruction of normal forms by learning informed observation geometries from data. *Proc. Nat. Acad. Sci.* **114(38)** E7865-E7874 (2017).
- [26] J. Zeng, S. Lin, Y. Wang and Z. Xu, $L_{1/2}$ regularization: convergence iterative half thresholding algorithm. *IEEE Trans. Signal Process.* **62(9)** 2317-2329 (2014).
- [27] P. Zheng, T. Askham, S. L. Brunton, J. N. Kutz and A. Y. Aravkin, A unified framework for sparse relaxed regularized regression: SR3. *IEEE Access* **7** 1404-1423 (2019).