

No-go Theorem of Purification

Sadegh Raeisi^{1,*}

¹*Department of Physics, Sharif University of Technology, Tehran, Iran*

The Shannon's bound for compression is one of the key restrictions for the compression of quantum information. Here we show that the unitarity of the compression operation imposes new bounds on the compression that are more limiting than Shannon's compression bound. This translates to a no-go theorem for the purification of quantum states. For a specific case of a two-qubit system, our results indicate that it is not possible to distill purity beyond the maximum of the individual purities. We show that this restriction results in the cooling limit of the heat-bath algorithmic cooling techniques. We formalize the limitations imposed by the unitarity of the compression operation in two theorems and use the theorems to show that the limitations of unitarity lead to the cooling limit of heat-bath algorithmic cooling. To this end, we introduce a new optimal cooling technique and show that without the limitations of the unitary operations, the new cooling technique would have exceeded the limit of Heat-bath algorithmic cooling. This work opens up new avenues to understanding the limits of dynamic cooling.

Quantum mechanics predicts some peculiar and fascinating phenomena that have been demonstrated with sophisticated experiments. Some of these quantum effects have even been utilized for applications and technologies such as quantum computing and quantum sensing. However, realizations of these quantum experiments and technologies are challenging, mainly because quantum effects are often fragile and could be sensitive to imperfections of the implementation [1].

Techniques like quantum error correction and fault tolerance [2] were invented to counteract some of these imperfections. These solutions usually focus only on the implementation of operations and not the state preparation. Also, they often rely on large supplies of high-quality quantum states. Yet, one of the main challenges is the inability to prepare high-quality quantum states. These states are referred to as "pure" states and make one of the key ingredients of many quantum experiments and applications [3]. For instance, the vast majority of quantum algorithms such as Shor's algorithm [4] or even quantum error correction and fault tolerance techniques require pure ancillary qubits [2]. This is one of the reasons why quantum systems are cooled.

Heat-Bath Algorithmic Cooling (HBAC) provides an alternative solution to this problem. These techniques use auxiliary degrees of freedom in the system to compress and transfer the entropy away from a target subsystem which is of interest to the quantum experiment.

This idea was first proposed by Schulmann and Vazirani [5] for closed quantum systems. Later Boykin et al. extended this idea to open systems [6]. In particular, for a system where one of the auxiliary elements has a strong interaction with the heat-bath, they proposed to use the interaction to extract the entropy out of the system and into the heat-bath. This allows to cool beyond Shannon's bound for compression.

HBAC is particularly useful for spin-based quantum systems. Often the thermal state of spin systems is highly

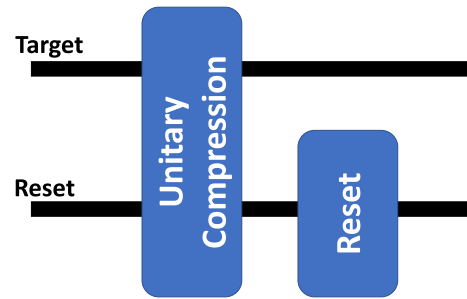


Figure 1. Schematic Picture of HBAC. The compression operation compresses the entropy of the combined system and transfers that to the reset element. The compression operation increases the entropy of the reset element. The reset operation refreshes the reset element and brings it back to its equilibrium or initial state which has lower entropy.

mixed which is partly due to their small energy gaps. For instance, for Hydrogen nuclear spins in a 10-Tesla field and at room temperature, the Boltzmann distribution gives a polarization of (10^{-5}). This is only slightly more pure than a maximally mixed state. HBAC has recently been used for the enhancement of the polarization of the Nitrogen nuclear spins in Nitrogen-Vacancy(NV) centers in diamond [7]. In this experiment, two carbon spins were used as the auxiliary elements to absorb the entropy from the Nitrogen spin through the compression operation of HBAC. This experiment was implemented at room temperature.

In [8], Schulman et al. introduced the optimal HBAC technique which they called the "Partner Pairing Algorithm (PPA)". However, they found that even PPA cannot always converge to a fully pure state and there is still a limit. This was counter-intuitive. One would expect that in an open system setting, it should be possible to iteratively compress and transfer entropy away from the target element to the auxiliary element and then to the bath repeatedly until all the entropy is extracted from the target element and it converges to a pure state.

Although [8] showed that HBAC has a cooling limit,

* sraeisi@sharif.edu

they did not find the limit. This was because PPA has a complex process and they could not find the asymptotic state of PPA. While the existence of the limit was verified numerically, the asymptotic state remained unknown for close to a decade.

In 2015, Ræisi and Mosca solved this problem and established the asymptotic state of PPA [9]. Using the asymptotic state, they also found the cooling limit of PPA. Since PPA is an optimal HBAC technique, the limit applies to all HBAC techniques. More specifically, [9] established the cooling limit of all HBAC techniques.

Despite the establishment of the limit, the roots of the limit remained unclear. Note that Ræisi and Mosca found the asymptotic state by analyzing and proving some bounds for the iterations of PPA [9]. While these bounds helped to establish the asymptotic state, they did not clarify why the overall cooling of the process is bounded.

Note that this problem is different from the third law of thermodynamics. A similar paradigm to HBAC has been investigated for the derivation of the third law for quantum thermodynamics [10–12]. However, the research in this field is motivated by different sets of assumptions. The obvious distinction is that the focus of the research on the third law is on processes that converge to zero temperature. However, for the HBAC limit, the process is not always converging to the zero temperature, i.e. a completely pure state.

Here, we trace back the cause of the limit to the unitarity of the compressions operations. We show that the unitarity of operations limits the compression. For instance, we show that with two qubits, it is not possible to compress and transfer the entropy of one of the qubits to the other one. As a result, for a two-qubit system, we prove that it is not possible to increase the purity of the qubits beyond individual purities. We formalize these limitations in terms of bounds on the purity after the unitary compression operation. We then show that these bounds lead to the HBAC limit. We also show that if the compression could exceed the limit, it would have been possible to cool beyond the cooling limit of HBAC. To this end, We introduce a new HBAC technique that helps see the effects of the compression bound more clearly.

The structure of this paper is as follows. We first describe our notation. Next, we proceed to introduce the new HBAC technique. We then prove two limitations of unitary compression operations. Next, we show that without these limitations, the new HBAC technique would exceed the cooling limit of HBAC and that because of these limitations, it is bounded by the cooling limit of HBAC. This concludes our result and shows that the HBAC limit is imposed by the limitations of the unitarity of the compression operations.

Notation

For HBAC, often the system is divided into two subsystems. The target subsystem is referred to as the “computation element” and the subsystem that is in strong interaction with heat-bath is called the “reset element”. Often the system is assumed to be a combination of qubits in which case, these would be referred to as the computation and reset qubits. For most of this work, we assume that the system comprises n qubits, $n - 1$ computation qubits and one reset. We index the qubits from 1 to n and refer to them as Q_j for the j th qubit. Note that, although all the computation qubits are purified to some extent, some are more purified than the others and in some sense, some computation qubits act as auxiliary elements for the other computation qubits.

The state of the target and reset elements are described by non-negative density matrices in Hilbert spaces \mathcal{H}_T and \mathcal{H}_R respectively. We use $\lambda(\rho)$ to refer to the eigenvalues of the density matrix ρ , $\bar{\lambda}(\rho)$ to represent the sorted array of $\lambda(\rho)$ in decreasing order and λ_i for the i th element of $\bar{\lambda}(\rho)$. Also, we use subscripts T and R to refer to the target and reset elements respectively.

HBAC comprises two main operations. First is the compression operations which compresses and transfers the entropy away from the target (computation) elements. This is done by a unitary operation U . Mathematically the compression is

$$\rho_{T,R} \rightarrow U \rho_{T,R} U^\dagger, \quad (1)$$

The compression operation increases the entropy of the reset element. So, it is followed by the “reset”, where the reset element loses its accumulated entropy to the heat-bath. Often, this is a relaxation process that takes the reset element to its equilibrium state. This state is referred to as the “reset state, ρ_R ”. For a single qubit reset element, the reset state would be

$$\rho_R(\epsilon_R) = \frac{1}{e^{\epsilon_R} + e^{-\epsilon_R}} \begin{pmatrix} e^{\epsilon_R} & 0 \\ 0 & e^{-\epsilon_R} \end{pmatrix}, \quad (2)$$

where ϵ_R is referred to as the “polarization” of the reset state and determines the purity of the reset state. For a thermal reset, this is set by the Boltzmann distribution and depends on the temperature and energy gap between the two qubit states.

In general, any qubit state in its diagonal basis can be written in this form, and the polarization can be defined as

$$\epsilon(\rho) = \frac{1}{2} \log\left(\frac{\bar{\lambda}_1}{\bar{\lambda}_2}\right), \quad (3)$$

where $\bar{\lambda}_1$ and $\bar{\lambda}_2$ are the eigenvalues of the state ρ in decreasing order. Polarization can be used as a measure of purity.

For a maximally mixed qubit state $\epsilon = 0$ and for a pure qubit state $\epsilon \rightarrow \infty$.

The definition of the polarization can be extended to a d -level system as

$$\varepsilon(\rho) = \frac{1}{2} \log\left(\frac{\bar{\lambda}_1}{\lambda_d}\right), \quad (4)$$

where d is the dimension of the Hilbert space and λ_1 and λ_d are the smallest and largest eigenvalues of the density matrix. Note that for $d > 2$ this is not necessarily a good purity measure and it is in general more challenging to define a measure of purity for qudits [13].

Alternatively, entropy can be used as a measure of purity. The entropy can be expressed as

$$S(\rho) = - \sum_i \lambda_i \log(\lambda_i). \quad (5)$$

It is easy to show that for a qubit, the entropy can be expressed in terms of the polarization as $S(\rho) = -(2e^{2\varepsilon})/(1+e^{2\varepsilon}) + \log(1+e^{2\varepsilon})$. This is a strictly decreasing function which means that increasing the polarization is equivalent to decreasing the entropy. In this paper, we sometimes refer to the cooling process as increasing the polarization or decreasing the entropy.

The combination of the compression and the reset can be mathematically described as

$$\rho_{T,R}^{out} = \text{Tr}_R (U \rho_{T,R} U^\dagger) \otimes \rho_R(\epsilon_R), \quad (6)$$

where U is a unitary compression operation and Tr_R is the partial trace taken over the reset element. Figure (1) gives a schematic picture of the process.

The Partner Pairing Algorithm (PPA) strategy that was introduced in [8] uses sorting for the compression operation and they showed that it is the optimal compression operation. More specifically, in each iteration, PPA sorts the diagonal elements of the density matrix in decreasing order. Schulman et al. also showed that this process does not always converge to a pure state. However, due to the complexity of the sort operations that are constantly changing, the asymptotic state remained unknown for close to a decade. In 2015, Raeisi and Mosca [9] solved this problem and showed that the PPA process converges to the following diagonal state

$$\text{diag}(p_0\{1, e^{-2\epsilon_R}, e^{-4\epsilon_R}, \dots, e^{-2(2^{(n-1)}-1)\epsilon_R}\}) \otimes \rho_R(\epsilon_R), \quad (7)$$

where ϵ_R is the reset polarization, p_0 is the normalization factor, and diag represents a diagonal matrix of its inputs. They showed this result for any value of the reset polarization ϵ_R as well as any number of computation and reset qubits. They also extended the results for general multi-level systems. Using the asymptotic state, they established the following asymptotic bound for the polarization of the target qubit

$$\epsilon_T^\infty = 2^{(n-2)} \epsilon_R. \quad (8)$$

Algorithm 1: Recursive HBAC

Input : Number of qubits n , Polarization of the reset qubit ϵ_0 , δ

Output: Final state after recursive purification

```

1 RecursivePurify Main( $n, \epsilon_0, \delta$ ):
2    $\rho_{T,A} = \rho_{\epsilon_0}^{\otimes n}$ 
3   if  $n=2$  then
4     return  $\rho_{\epsilon_0}^{\otimes 2}$ 
5   else
6     while  $\|\rho_{T,A} - \rho^\infty(n, \epsilon_0)\|_1 \geq \delta$  do
7        $\rho_{T,A} = \text{sort}(\rho_{T,A})$ 
8        $\rho_T = \text{Tr}_A(\rho_{T,A})$ 
9        $\rho_{T,A} = \rho_T \otimes \text{RecursivePurify}(n-1, \epsilon_0, \delta)$ 
10      return  $\rho_{T,A}$ 
11    end
12  end

```

Next we introduce a new HBAC algorithm which we refer to as the “recursive HBAC technique”. This algorithm can in principle converge to the HBAC limit, although it may not be optimal in terms of the number of steps required to get to the vicinity of the asymptotic state. However, it makes a nice toy HBAC algorithm to show why the cooling process cannot go beyond the cooling limit.

Recursive HBAC algorithm

We take Q_1 to be the reset qubit with reset polarization of ϵ_R and the rest of the qubits to be the computation qubits. We also take Q_n to be the main target. This means that although the polarization of all the computation qubits increases, we focus on Q_n . We use ϵ_j to refer to the polarization of qubit Q_j .

Here we introduce a recursive algorithm for HBAC. The main idea is that we increase the purity of qubits one at a time and then use the combination of the cooled qubits as the reset for the next qubit. More specifically, the recursive algorithm starts with the first two qubits, Q_1 and Q_2 . For the first part, we swap the state of Q_1 and Q_2 which polarizes Q_2 to ϵ_R . We then reset Q_1 . Now we use the combination of Q_1 and Q_2 as the reset element for the next qubit. We apply one round of purification. This would reduce the purity of Q_1 and Q_2 . So they should be re-purified which involves resetting Q_1 and cooling Q_2 again. After that, the purification of Q_3 with re-purified Q_1 and Q_2 as the reset element is repeated. We keep doing this until Q_3 converges to its limit i.e. stops changing within some threshold δ . Now we can move to the next qubit. Similarly, all the qubits can be purified this way.

Since the algorithm only asymptotically gets to the limit, we need to add a parameter, δ to specify how close we want to get to the asymptotic state. We refer to the asymptotic state of HBAC as $\rho^\infty(n, \epsilon_0)$. We also assume that $n > 1$ and use $\|A\|_1$ for the norm one of an operator.

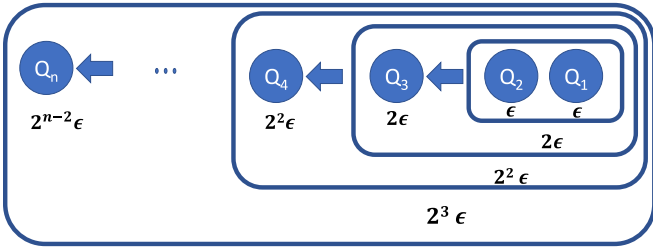


Figure 2. Schematic depiction of the recursive HBAC technique. The circles and boxes represent target qubits and reset elements at each stage. As we move to the left, target qubits become part of the reset element for the next target qubit. This figure also shows how the bound for the cooling in this algorithm is derived. Each box (except for the most inner one) includes a qubit, which is the target, and another box which serves as the auxiliary element. From theorem (2), from each qubit to the next one, the polarization bound of the reset element doubles which gives the exponential growth of the bound.

The following pseudo-code in Algorithm (1) gives a more concrete description of the algorithm.

This is a recursive algorithm because at each iteration of the algorithm, all the previous qubits should be recursively purified.

The intuition behind the algorithm is that, for each qubit, we want to first increase the purity of the reset element as much as possible and then use the purified reset element to cool the target qubit. But the reset element itself contains multiple qubits. So we break the reset element into one target qubit and a reset element. We then repeat this for the new reset element. Figure (2) depicts this intuition.

This algorithm, like any other HBAC algorithm, is bounded by the cooling limit of HBAC established in [9]. To find and understand the bound for this specific algorithm, we prove two theorems about the compression unitary operations.

Limitations of Unitary Compression

We first investigate the optimal compression unitary, i.e. any operation that maximizes the purity of the output reduced density matrix of the target element, i.e. $\rho_T^{out} = \text{Tr}_R(U\rho_{T,R}U^\dagger)$.

For any unitary compression operation, there is a class of unitary operations that give the same purity for the output target state. This class is generated by multiplying the compression unitary with local unitary operations. So to find the cooling bounds, without loss of generality, we can focus on channels which preserve the diagonal basis of the target element and keep the output state ρ_T^{out} diagonal. In other words, for any compression unitary that gives a non-diagonal density matrix for the target element, it is always possible to combine it with a local unitary on the target that keeps ρ_T diagonal and

leads to the same purity for the target element.

To get to our main result, we use the following lemma which indicates that the optimal compression unitary can be chosen to be a permutation.

Lemma .1. Assume that we are given a target and an auxiliary system with dimensions 2 and d respectively. Also assume that their initial states are given by $\bar{\lambda}(\rho^T) = \{\alpha, 1 - \alpha\}$ and $\bar{\lambda}(\rho^A) = \{\beta_1, \beta_2, \dots, \beta_d\}$. Given the quantum channel in equation (6), the optimal compression operation can always be chosen to be a permutation.

Proof. Without loss of generality, we can assume that the initial state of the full system is diagonal. Also as explained above, the optimal compression operator can be chosen such that it keeps the reduced density matrix of the target diagonal.

We write the compression unitary U as

$$U = \sum_{i,j} u_{i,j} |i\rangle_{T,A} \langle j|$$

with i and $j \in \{1, 2, \dots, 2d\}$, enumerating over the full basis of the target and auxiliary elements.

For the first d elements (first block), $|i\rangle_{T,A} = |0\rangle_T |i\rangle_A$ and for the second d elements (second block), $|i\rangle_{T,A} = |1\rangle_T |i - d\rangle_A$. The outcome of the compression can be calculated as

$$\rho_{T,A}^{out} = \sum_{i,j} \left(\sum_z u_{i,z} \lambda_z(\rho_{T,A}) u_{j,z}^* \right) |i\rangle \langle j|.$$

Since the output state of the target element is diagonal, we can focus on the diagonal density matrices for calculations of the purity. The diagonal elements are given by $i = j$, i.e.

$$(\rho_{T,A}^{out})_{i,i} = \left(\sum_z |u_{i,z}|^2 \lambda_z(\rho_{T,A}) \right).$$

For the output target density matrix, we get

$$\alpha^{out} = \sum_{i=1}^d \sum_{z=1}^{2d} |u_{i,z}|^2 \lambda_z(\rho_{T,A}^{out}) = \sum_{z=1}^{2d} \omega_z \lambda_z(\rho_{T,A}^{out}), \quad (9)$$

where

$$\omega_z = \sum_{i=1}^d |u_{i,z}|^2$$

defines some weights. Note that the sum goes over the first d elements. To maximize the purity $\epsilon(\rho_{T,A}^{out})$, the compression unitary or more specifically the weights ω_z should be set such that the α^{out} in equation (9) is maximized.

The unitarity of U implies that $0 \leq \omega_z \leq 1$. Also the sum over all $2d$ weights would be

$$\sum_{z=1}^{2d} \omega_z = \sum_{i=1}^d \sum_{z=1}^{2d} |u_{i,z}|^2 = \sum_{i=1}^d 1 = d.$$

This has an important implication. The optimal compression operation U should be chosen such that in equation (9), the larger elements get the largest possible weights. Considering $\omega_z \leq 1$ and that $\sum_{z=1}^{2^d} \omega_z = d$, the weights of the first d elements of $\bar{\lambda}(\rho_{T,A})$ should be one and the rest should be zero. This indicates that the matrix elements of the optimal operation are either zero or one. Note that any unitary operations that its matrix elements are only zero or one, can only have a single non-zero element in each row or column because it has to preserve the norm. This means that the operation would be a permutation matrix. \square

This lemma indicates that, there exists an optimal compression such that starting from a diagonal density matrix, the compression operation keeps the density matrix diagonal and only the order of diagonal elements would change. Note that this permutation is not unique. One clear choice is the sort operations, i.e. the operation that sorts the eigenvalues of the density matrix, λ_i s. We will use the sort operation for the rest of this paper.

The following two theorems establish two limitations imposed by unitarity of the compression operations. Note that the compression operation acts between two subsystems, one of which is the target element. The other element could be the reset qubit or a combination of reset and some of the computation qubits (as in the recursive HBAC technique). For simplicity, we refer to the second subsystem as the auxiliary subsystem and use subscript A to refer to it.

Now we proceed to the no-go theorem for the two qubit purification setting.

Theorem 1. *The two-qubit purification no-go theorem: Assume that we are given two qubits for the target and the auxiliary systems with $\bar{\lambda}(\rho_T) = \{\alpha, 1 - \alpha\}$ and $\bar{\lambda}(\rho_A) = \{\beta, 1 - \beta\}$ and that the state of the target element after purification is given by $\bar{\lambda}(\rho_T^{out}) = \{\alpha^{out}, 1 - \alpha^{out}\}$. Then*

$$\alpha^{out} \leq \max(\alpha, \beta). \quad (10)$$

Proof. Without loss of generality, we assume that the initial state is diagonal. We have

$$\lambda(\rho_{T,A}) = \{\alpha\beta, \alpha(1 - \beta), (1 - \alpha)\beta, (1 - \alpha)(1 - \beta)\}.$$

Considering that the optimal unitary operator should place the larger elements of $\lambda(\rho_{T,A})$ in the first block, there are two possibilities, if

$$\alpha(1 - \beta) \geq (1 - \alpha)\beta,$$

$\lambda(\rho_{T,A})$ is already sorted and we get $\alpha^{out} = \alpha((1 - \beta) + \beta) = \alpha$. And if $\alpha(1 - \beta) < (1 - \alpha)\beta$, then $\alpha^{out} = \beta((1 - \alpha) + \alpha) = \beta$. So the optimal purification gives $\alpha^{out} = \max(\alpha, \beta)$. \square

This result can be used to bound the purity after the compression. Note that for two states ρ and ρ' , if $\lambda_1(\rho) > \lambda_1(\rho')$, then it for the second eigenvalue we have

$$\lambda_2(\rho) = 1 - \lambda_1(\rho) \leq 1 - \lambda_1(\rho') = \lambda_2(\rho').$$

This indicates that $\epsilon(\rho) \leq \epsilon(\rho')$. Similarly, the condition in equation (10) can be used to derive the following bound on the purity after the compression

$$\epsilon(\rho_T^{out}) \leq \max(\epsilon(\rho_T), \epsilon(\rho_A)), \quad (11)$$

i.e. the polarization of the output target qubit is bounded by the maximum of the initial polarization of the target and auxiliary elements.

This theorem has a significant implication. It shows that for two qubits, there is no unitary operation that can compress and transfer entropy from the target qubit beyond the maximum of the polarization of the two qubits. For instance, assume that initially, the two qubits have polarization ϵ_1 and $\epsilon_2 \geq \epsilon_1$. Now assume that the first qubit is the target. This theorem shows that at best, one can swap the two qubits, and it is not possible to compress the entropy. We will show that this no-go theorem limits the cooling of HBAC.

The result of Theorem (1) can be generalized for cases where the auxiliary element is not a qubit and belongs to a d -dimensional Hilbert space with $d > 2$. This is the content of our next theorem.

For the general case where $d \geq 2$, the eigenvalue string is of the form

$$\lambda(\rho_{T,A}) = \underbrace{\{\alpha \times \{\beta_1, \beta_2, \dots, \beta_d\}\}}_{\text{Block 1}}, \underbrace{(1 - \alpha) \times \{\beta_1, \beta_2, \dots, \beta_d\}}_{\text{Block 2}}.$$

This array is not necessarily sorted, i.e. there could exist indices i and j such that $\alpha\beta_i < (1 - \alpha)\beta_j$. The optimal compression operation would switch the orders of these elements and make sure that the first block contains the largest ones. More precisely, the optimal compression operation would replace the m last elements of the first block with the m first elements of the second block, with m some integer that is less than $d/2$ and that depends on the order of the array. We refer to these as ‘‘crossings’’. Figure (3) gives a schematic description of the crossings.

We break $\bar{\lambda}(\rho_A)$ in to three groups and for simplicity, we introduce the following parameters

$$\begin{aligned} \delta_1 &= (\beta_1 + \dots + \beta_m) \\ \delta_2 &= (\beta_{m+1} + \dots + \beta_{d-m}) \\ \delta_3 &= (\beta_{d-m+1} + \dots + \beta_d). \end{aligned} \quad (12)$$

Note that $\delta_1 + \delta_2 + \delta_3 = 1$.

After the optimal compression operation, the first element of ρ_T changes to

$$\alpha^{out} = \sum_{i=1}^{d-m} \alpha\beta_i + \sum_{i=1}^m (1 - \alpha)\beta_i = \alpha\delta_2 + \delta_1. \quad (13)$$

Now we get to the generalization of the theorem (1).

Theorem 2. *The purification bound:*

Assume that we are given a target and an auxiliary system with dimensions 2 and d respectively. Also assume

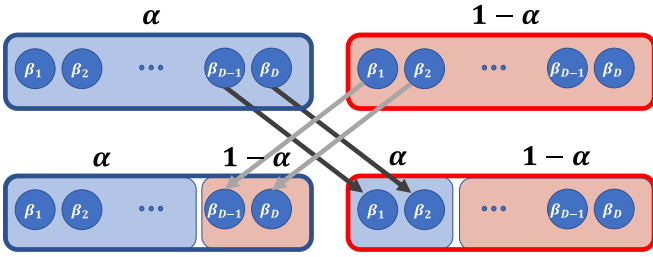


Figure 3. Schematic picture of crossings. The top panel is the array of the eigenvalues before the sort operation and the one below is after the sort is applied. The two boxes represent the first and the second block of the diagonal elements of the density matrix $\lambda(\rho_{T,A})$. The elements in the first box are the first half of the eigenvalues. They can be calculated from multiplication of first eigenvalue of the target state, i.e. α by the eigenvalues of the reset element, i.e. $\{\beta_i\}$. Similarly, the second box is the second half the eigenvalues of the density matrix which are calculated from multiplying $\{\beta_i\}$ by $1 - \alpha$. Some of the elements from the second block are larger and the optimal operation places them in the first block to increase the probability of the state $|0\rangle$ for the target qubit (lower panel). These crossings represent a key part of the purification dynamics.

that their initial states are given by $\bar{\lambda}(\rho_T) = \{\alpha, 1 - \alpha\}$ and $\bar{\lambda}(\rho_A) = \{\beta_1, \beta_2, \dots, \beta_d\}$ and that the state of the target element after compression operation is given by $\bar{\lambda}(\rho_T^{out}) = \{\alpha^{out}, 1 - \alpha^{out}\}$. Then

$$\alpha^{out} \leq \max\left(\alpha, \frac{\beta_1}{\beta_1 + \beta_d}\right). \quad (14)$$

Proof. Without loss of generality, we assume that the initial state is diagonal.

First, consider the situation where

$$\alpha \geq \frac{\beta_1}{\beta_1 + \beta_d} \rightarrow \alpha\beta_d \geq (1 - \alpha)\beta_1.$$

This indicates no crossing, i.e. $m = 0$ for which equation (13) gives $\alpha_{out} = \alpha$. This is in agreement with equation (14).

For the case of $\alpha \leq \frac{\beta_1}{\beta_1 + \beta_d}$, we start with pointing that $\beta_j \leq \beta_1$ and $\beta_d \leq \beta_{d-j+1}$ for all j . Multiplying these two inequalities gives

$$\beta_j\beta_d \leq \beta_1\beta_{d-j+1}, \quad \forall j. \quad (15)$$

If we sum over the first m values of j , we get

$$(\beta_1 + \dots + \beta_m)\beta_d \leq \beta_1(\beta_{d-m+1} + \dots + \beta_d)$$

or

$$\begin{aligned} \delta_1\beta_d - \beta_1\delta_3 &\leq 0 \\ \Rightarrow \beta_d\delta_1 - \beta_1\delta_3 + \beta_1 &\leq \beta_1 \\ \Rightarrow \beta_d\delta_1 - \beta_1\delta_3 + \beta_1(\delta_1 + \delta_2 + \delta_3) &= \\ (\beta_1 + \beta_d)\left(\delta_1 + \frac{\beta_1}{\beta_1 + \beta_d}\delta_2\right) &\leq \beta_1 \end{aligned} \quad (16)$$

Since $\alpha \leq \frac{\beta_1}{\beta_1 + \beta_d}$, we get

$$(\beta_1 + \beta_d)(\delta_1 + \alpha\delta_2) \leq (\beta_1 + \beta_d)\left(\delta_1 + \frac{\beta_1}{\beta_1 + \beta_d}\delta_2\right) \leq \beta_1 \quad (17)$$

From equation (13) of the main text, we get

$$\alpha_{out} \leq \frac{\beta_1}{\beta_1 + \beta_d},$$

and this concludes the proof. \square

Similar to theorem (1), the result of theorem (2) can be rewritten as

$$\epsilon(\rho_T^{out}) \leq \max(\epsilon(\rho_T), \epsilon(\rho_A)), \quad (18)$$

with $\epsilon(\rho_T)$ and $\epsilon(\rho_A)$ the polarization of the target and auxiliary elements.

This indicates that only the ratio of the largest to the smallest element of $\lambda(\rho_A)$ affects the cooling bound. This is similar to the result from [14].

This theorem extends the results of the first theorem to the situation where the reset element is a multi-level quantum system, i.e. a qudit. More specifically, it shows that no unitary operation can compress and transfer entropy for a system comprised of a qubit and qudit. Consider the example where the target is a qubit and the reset element is a qudit and initially, the qudit is more polarized i.e. $\epsilon_T \leq \epsilon_R$. Theorem (2) shows that there is no unitary operation that can polarize the target qubit beyond ϵ_R .

Unitarity limitations and HBAC limit

These two theorems impose an upper bound for the recursive HBAC technique.

To derive the upper bound, we assume that all the qubits are initially less polarized than the reset, i.e. $\epsilon(Q_i) \leq \epsilon_R$. For Q_2 the polarization that can be achieved with unitary compression is bounded by ϵ_R , as indicated by theorem (1).

For Q_3 , the combination of the two first qubits serves as the auxiliary element. Theorem (2) indicates that $\epsilon(Q_3) \leq \epsilon(\rho_{1,2}) = 2\epsilon_R$. Next, the first three qubits make the auxiliary element for the fourth qubit with $\epsilon(\rho_{1,2,3}) = 4\epsilon_R$. This also means that from each qubit to the next, the polarization bound doubles. For Q_n , the combination of the $n - 1$ first qubits make the auxiliary element with $\epsilon = 2^{n-2}\epsilon_R$. This gives a bound of $2^{n-2}\epsilon_R$ for qubit Q_n . See figure (2).

The resulting bound coincides with the cooling limit of the Heat-Bath Algorithmic cooling techniques established in [9, 15]. This also indicates that the algorithm described above presents a new method for HBAC that

converges to the HBAC limit, although it is neither efficient nor practical [15].

But the interesting result is that any changes to the bounds in theorems (1) and (2) would change the HBAC limit. To this end, assume that it was possible to find a unitary operation to compress the entropy and get $\epsilon_T^{out} = \gamma \max(\epsilon_T, \epsilon_A)$, with $\gamma > 1$ (in violation of the two theorems).

Then if we follow the same steps as we did above the output polarization should be $\epsilon_T^{out} = \gamma \epsilon_R$, which exceeds the limit of HBAC.

Similarly, for the three-qubit HBAC, instead of the limit of $2\epsilon_R$, we would be able to increase the purity of Q_3 to $\gamma(\gamma + 1)\epsilon_R$ and for n qubits it would be possible to increase the polarization to $\gamma(\gamma + 1)^{n-2}\epsilon_0$. This exceeds the limit of HBAC.

More precisely, this shows that if there were a unitary operation that could violate the bounds in theorems (1) and (2), then it would have been possible to exceed the HBAC cooling limit.

Conclusion

In conclusion, we investigated the roots of the cooling limit of HBAC. We showed that unitary operations cannot compress entropy beyond the initial entropies of the target and reset elements. This means that using unitary compression for HBAC, it is not possible to increase the purity beyond the maximum of the individual purities.

We proved this for both a qubit and a qudit reset. This means that the unitarity of the compression operation imposes limits on the compression and we showed that these limits lead to the HBAC cooling limit. Specifically, we introduced a new HBAC algorithm and showed that without the limitations imposed by the unitarity of the compression operations, the new HBAC technique would exceed the limit of HBAC. But the restrictions of the unitarity lead exactly to the limit of HBAC. This shows that the root of the cooling limit of HBAC is in the unitarity of the compression operation.

It is interesting to use these results to understand how non-unitary compression operations might help to improve HBAC beyond the current limit. In particular, with our algorithm, it is expected that if the unitary compression is replaced by a non-unitary operation where the restrictions of theorem (1) and (2) do not apply, the cooling limit of HBAC would no longer hold. It is also interesting to explore what families of completely positive and trace preserving (CPTP) maps can be practically used to improve beyond the current scope of HBAC and to understand how far the limit can be pushed.

ACKNOWLEDGMENTS

We would like to thank Michele Mosca for fruitful discussions. This work was supported by the research grant system of Sharif University of Technology (G960219).

-
- [1] T. Wang, R. Ghobadi, S. Raeisi, and C. Simon, *Physical Review A* **88**, 062114 (2013).
- [2] M. A. Nielsen and I. Chuang, "Quantum computation and quantum information," (2002).
- [3] M. Ben-Or, D. Gottesman, and A. Hassidim, arXiv preprint arXiv:1301.1995 (2013).
- [4] P. W. Shor, in *Proceedings 35th annual symposium on foundations of computer science* (Ieee, 1994) pp. 124–134.
- [5] L. J. Schulman and U. V. Vazirani, in *Proceedings of the Thirty-first Annual ACM Symposium on Theory of Computing*, STOC '99 (ACM, New York, NY, USA, 1999) pp. 322–329.
- [6] P. O. Boykin, T. Mor, V. Roychowdhury, F. Vatan, and R. Vrijen, *Proceedings of the National Academy of Sciences* **99**, 3388 (2002), PMID: 11904402.
- [7] S. Zaiser, B. Masatth, D. Rao, S. Raeisi, and J. Wrachtrup, *npj Quantum Information* **7**, 92 (2021).
- [8] L. J. Schulman, T. Mor, and Y. Weinstein, *Phys. Rev. Lett.* **94**, 120501 (2005).
- [9] S. Raeisi and M. Mosca, *Physical review letters* **114**, 100404 (2015).
- [10] C. Browne, A. J. Garner, O. C. Dahlsten, and V. Vedral, *Physical review letters* **113**, 100603 (2014).
- [11] D. Reeb and M. M. Wolf, *New Journal of Physics* **16**, 103011 (2014).
- [12] L. Masanes and J. Oppenheim, *Nature communications* **8**, 14538 (2017).
- [13] G. Gour, M. P. Müller, V. Narasimhachar, R. W. Spekkens, and N. Y. Halpern, *Physics Reports* **583**, 1 (2015).
- [14] A. E. Allahverdyan, K. V. Hovhannisyan, D. Janzing, and G. Mahler, *Physical Review E* **84**, 041109 (2011).
- [15] S. Raeisi, M. Kieferová, and M. Mosca, *Physical Review Letters* **122**, 220501 (2019).

Appendix A: Lower bounds for compression

It is not easy to lower bound the output polarization in terms of the initial polarization of the target and the auxiliary element.

As a simple example, let's consider the two qubit case. Assume that we are given two qubits for the target and the auxiliary systems with $\bar{\lambda}(\rho_T) = \{\alpha, 1 - \alpha\}$ and $\bar{\lambda}(\rho_A) = \{\beta, 1 - \beta\}$ and that the state of the target element after compression is given by $\bar{\lambda}(\rho_T^{out}) = \{\alpha^{out}, 1 - \alpha^{out}\}$.

The initial state of the full system is

$$\lambda(\rho_{T,A}) = \{\alpha\beta, \alpha(1 - \beta), (1 - \alpha)\beta, (1 - \alpha)(1 - \beta)\}.$$

Now consider a unitary compression operation that takes

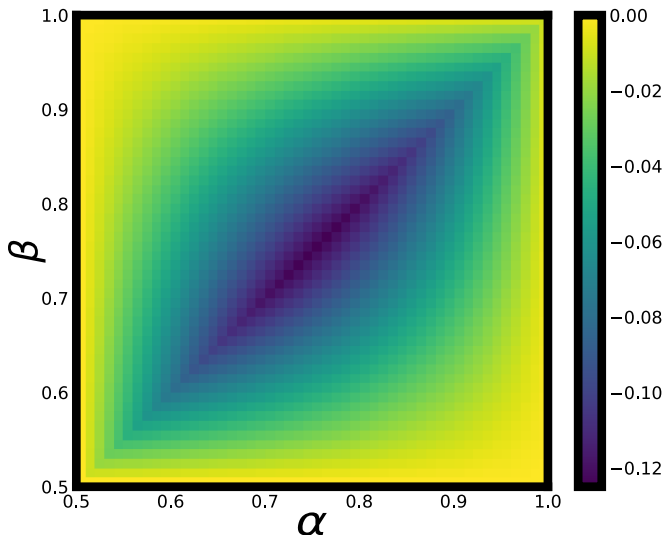


Figure 4. Lower-bound of purification: It may seem that the output polarization should be lower-bounded by the minimum of the initial polarization of the target and reset qubits. This plot shows that this is not true. It gives a specific example of two qubit purification with the purification operator explained in the equation (A1). On the axes are the largest eigenvalue, α, β of the initial density matrix of the target and the auxiliary elements. The color-bar shows the $\alpha^{out} - \min(\alpha, \beta)$. The negativity of the plot shows that the output polarization is, for the most part, less than both the initial target and auxiliary element.

this to

$$\lambda(\rho_{T,A}^{out}) = \{\alpha\beta, (1-\alpha)(1-\beta), \alpha(1-\beta), (1-\alpha)\beta\}. \quad (\text{A1})$$

It is easy to see that $\alpha^{out} = \alpha\beta + (1-\alpha)(1-\beta)$ and it can be smaller than the minimum of α and β . Figure (4) shows $\alpha^{out} - \min(\alpha, \beta)$ and it is clear that it is mostly

negative.

Appendix B: Tightness of the bounds

Next we discuss the tightness of the bounds.

For the two qubits, the bound in theorem (1) is tight. If the polarization of the auxiliary element is greater than the target, the states can be swapped and otherwise, the target is already at the bound of the purification.

The bound in theorem (2), is also tight. In figure (1-b) of the main text, the points on $y = 1$ represent instances where the output polarization is equal to the maximum of the initial polarizations of the target and auxiliary elements.

However, for theorem (2) the bound is tight only when the initial polarization of the target is greater than or equal to the auxiliary element. However, if $\epsilon(\rho_T) < \epsilon(\rho_A)$, then we can back-track the steps of the proof and show that the output polarization is always less than the polarization of the auxiliary element, i.e. $\epsilon(\rho_T^{out}) < \epsilon(\rho_A)$. For this we can go back to the equation (11), where there is at least one value of j for which the inequalities are strict. Otherwise, all the β_j should be equal which gives a maximally mixed state for the auxiliary element and therefore it cannot have higher polarization than the target element. This means that the inequality in equation (12) of the main text and the final result should also be strict and as a result, for the situation where the auxiliary element is initially more polarized, the bound is no longer tight. It is also confirmed that all the points in figure (1-B) that saturate the limit ($y = 1$), are cases where the target element is initially more polarized.

For the open-system setting, Raeisi and Mosca showed in [9] that HBAC asymptotically converges to this limit which indicates that the bound is asymptotically tight and it is possible to get arbitrarily close to the bound. For the proof of convergence see [9].