

Moving horizon-based optimal scheduling of EV charging: A power system-cognizant approach

Nitasha Sahani, Manish Kumar Singh, Chen-Ching Liu
Emails: {nitashas, manishks, ccliu}@vt.edu

Bradley Department of Electrical and Computer Engineering, Virginia Tech, Blacksburg, VA 24061, USA

Abstract—The rapid escalation in plug-in electric vehicles (PEVs) and their uncoordinated charging patterns pose several challenges in distribution system operation. Some of the undesirable effects include overloading of transformers, rapid voltage fluctuations, and over/under voltages. While this compromises the consumer power quality, it also puts on extra stress on the local voltage control devices. These challenges demand for a well-coordinated and power network-aware charging approach for PEVs in a community. This paper formulates a real-time electric vehicle charging scheduling problem as a mixed-integer linear program (MILP). The problem is to be solved by an aggregator, that provides charging service in a residential community. The proposed formulation maximizes the profit of the aggregator, enhancing the utilization of available infrastructure. With a prior knowledge of load demand and hourly electricity prices, the algorithm uses a moving time horizon optimization approach, allowing the number of vehicles arriving unknown. In this realistic setting, the proposed framework ensures that power system constraints are satisfied and guarantees desired PEV charging level within stipulated time. Numerical tests on a IEEE 13-node feeder system demonstrate the computational and performance superiority of the proposed MILP technique.

Index Terms—Electric vehicle, Charging Scheduling, Mixed Integer Linear Programming (MILP), Moving time horizon optimization

I. INTRODUCTION

The main advantage of transportation electrification over internal combustion engine vehicles is reduction in fuel consumption. This leads to diminished greenhouse gas emissions, increase in clean energy usage and transportation energy efficiency enhancement. Requirement of plug-in electric vehicle (PEV) charging infrastructure and the impact of PEV load on the present distribution system limits PEV adoption. PEV load demand increase calls for infrastructure addition on generation, transmission, and distribution systems. The upgradation of these infrastructure is often capital intensive and has a long time-lag. However, a meticulously designed charging approach could minimize the infrastructure-upgradation requirements.

Besides increased load demand, other issues related to PEVs like compromised power quality, circuit reliability and the longevity of transformers can be mitigated by coordinated charging of PEVs. The three major concerns related to PEV charging are: *i*) satisfying power system operation constraints; *ii*) meeting customers' PEV charging requirements with guarantees; and *iii*) catering to uncertainty in PEV arrivals over the operation period.

The centralized controlled charging methods implemented in [1]-[5] focus on utility requirements where grid constraints

and minimizing the operational cost were primary goals. Such approaches do not incorporate customer preference and hence do not guarantee complete charging of PEVs by the end of available time. Similarly, a decentralized counterpart for PEV charging technique is formulated meeting the power system limits, but ignoring user preferences [6]. Several works have proposed charging scheduling approaches that meet customer requirements but ignore the modeling of power distribution system. For instance, references [7] and [8] used the centralized charging scheduling approach in which customer's choice and charging profiles were taken into account. Reference [9] proposed centralized strategy with complex communication network to provide PEV charging schedule. A three-level hierarchical framework for decentralized control has been proposed in [10] to improve PEV charging and reduce the grid operation cost. Some studies like [11]-[13] considered both circuit constraints and consumer's choice along with dynamic PEV arrival rate to reduce the charging cost for a fixed charging rate. In [14], the scheme for PEV charging management is based on heuristic algorithm and uses genetic algorithm optimization which also takes into account network constraints, charging requirements and user driving behaviour. The above methods did not tend ensure the charging satisfaction along with grid and customer requirements.

This work proposes a novel computationally tractable algorithm for real-time PEV scheduling based on a moving time horizon setting. Charging schedules are generated and revised periodically based on the actual number of PEVs arriving in real-time. The major contributions of the proposed formulation include:

- 1) The number of PEVs arriving in real-time is kept unknown, making the setup realistic.
- 2) Power system operational constraints are met for all operational periods.
- 3) Customers are offered different price choices that determine the time-of-return with required charging levels. Despite revisions to the charging schedules in every period, the time-of-return is satisfied for all customers under contract.

The paper is organized as: Section II describes the system model considered; Section III provides the charging scheduling problem formulation and the optimization algorithm; the numerical tests for the proposed method is shown in Section IV. Section V talks about the conclusion and future work.

II. SYSTEM MODEL

A. Charging Model Setup

The PEV charging setup considered in this work comprises of an aggregator providing charging service to a residential community. During the entire operating period, the aggregator is supposed to control the total real-time load of the station such that the power distribution system constraints for the entire feeder are satisfied. This arrangement minimizes the burden on utility for charging schedule and also reduces the dependency on high-end communication technology. It is assumed that the aggregator receives a day-ahead electricity prices, forecasted load, and forecasted generations at all buses. A deterministic model is considered for simplicity. However, it is assumed that the aggregator is not aware of the number of PEV's arriving at different times across the day. Hence, a moving horizon based scheduling algorithm is developed that periodically updates the schedule based on real-time arrival of PEVs at the charging station.

The main novelty of the proposed algorithm is that if a PEV arrives at the charging station and a contract is established, the scheduling process guarantees that the charging commitments are met despite of uncertain future schedule revisions. The charging commitments comprise of two components: *i*) time of return after charging; and *ii*) final charging level of PEV on return. While the final charging level is determined by customers' needs, the time of return is determined as described next. When a PEV arrives with a charging request, the aggregator gives the PEV owner the flexibility of choosing a charging cost option. For every cost option, the charging time required by the aggregator for charging the PEV to its required level will be provided. Based on this information, the PEV owner decides the charging cost. The charging time limit is decided by dividing the required charging power with an average charging rate for each cost option. In this setup, two charging cost options are given to the PEV owner.

Two charging prices C_1 (\$/kWh) and C_2 (\$/kWh) are considered here. This can be scaled for more number of charging options. Here, C_1 is greater than C_2 . So, the customers choosing C_1 as charging cost have higher priority than that of C_2 . The reason for a customer opting for C_1 is less charging time guaranteed by the aggregator. The PEVs selecting the cost option C_1 are grouped as one category and PEVs selecting C_2 are grouped as another. The aggregator solves the optimization problem of maximizing its charging profit by generating optimal charging schedule at the beginning of each 1 hour time interval.

With new PEVs requesting charging, the aggregator can revise the previous charging schedule facilitating maximal PEV charging at all times, the aggregator can alter the previous charging schedule, based on the number of new PEVs requesting charging. Depending on the available charging capacity, power system load levels, and existing charging commitments from previous hours, the aggregator selects the PEVs from the two groups for providing the charging power.

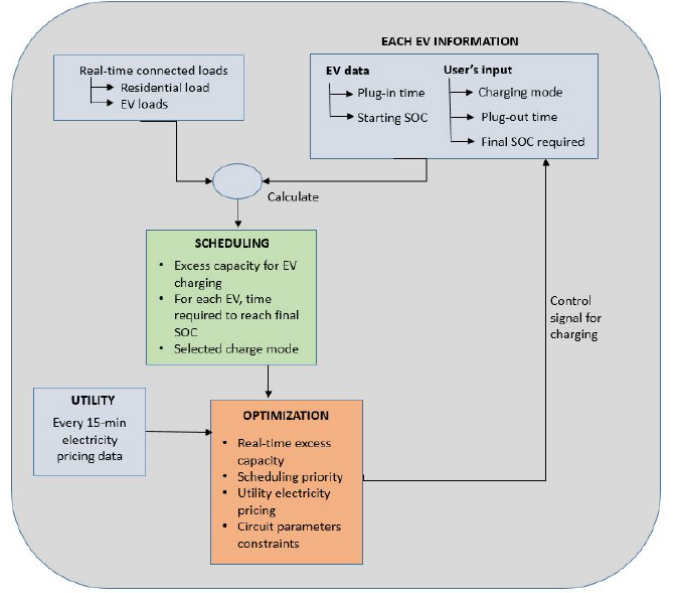


Fig. 1. Aggregator's Algorithm Setup

In this setup, PEVs arriving for charging between two intervals are assumed available for charging from the next time step. Also, the charging for PEV is not necessarily continuous, i.e., a PEV might sometimes remain idle. The schematic diagram of the scheduling arrangement is summarized in Figure 1.

B. Residential Load Profile

In a residential area, peak load hours are usually 6 pm-8 pm. During a weekday evening, residents come home from work and basic residential loads are in use, along with which PEV load is plugged in under uncoordinated charging. This practice leads to higher loading conditions. The off-peak hours in a residential setup is from 11 pm- 6 am and 8 am- 2 pm. So, the primary idea behind scheduling the PEV charging is to spread out the charging start times causing less steep peaking.

C. Electric Vehicles Charging Specifications

We consider Level 2 charging that uses a 240V AC setup and can be configured for variable charging power of 3.3-19.2 kW. Depending on the make, model, distance range and affordability, PEVs can have varying range of battery capacities. The charging efficiency (η) is used as with increase in usage and losses incurred by the charging setup, the battery charged is less than the input grid energy.

III. PROBLEM FORMULATION

In this section, an MILP is formulated that the aggregator solves at the beginning of every time interval and generates a charging schedule for the remaining time intervals. A single-phase radial power distribution system is considered for clarity of the formulation. The developed approach however can be conveniently extended to multi-phase unbalanced systems.

A. Power System Constraints

Consider a single phase radial distribution system with N nodes. Let $p_{i,t}$ and $q_{i,t}$ represent the net active and reactive power injection at node i during time t . It is assumed that the active and reactive power generations ($p_{i,t}^g, q_{i,t}^g$), and loads ($p_{i,t}^l, q_{i,t}^l$) are known a priori. The nodes hosting the aggregator charging facility will have additional active power load $p_{i,t}^{EV}$. Thus power balance for any network node i entails

$$p_{i,t} = p_{i,t}^g - p_{i,t}^l - p_{i,t}^{EV}, \quad \forall t \quad (1a)$$

$$q_{i,t} = q_{i,t}^g - q_{i,t}^l, \quad \forall t. \quad (1b)$$

Oftentimes there are maximum apparent power limits \bar{s}_i based on feeder rating, transformer rating or contracted capacity. These constraints are quadratic in general. However, with known reactive power, the quadratic constraints $p_{i,t}^2 + q_{i,t}^2 \leq \bar{s}_i^2$ can be written as linear constraints

$$|p_{i,t}| \leq \sqrt{\bar{s}_i^2 - q_{i,t}^2}. \quad (2)$$

Given the nodal power injections, the voltages may be determined using the power flow equations. In this formulation the linearized distribution flow (LDF) model is employed for computational tractability [15]. Let $v_{i,t}$ be the squared voltage at node i at time t , and \mathbf{v}_t be the $N-1$ -length vector collecting all nodal squared voltages other than the substation node voltage v_0 for time t . Similarly, let \mathbf{p}_t and \mathbf{q}_t be the collection of active and reactive power injections at non-substation nodes, respectively. Then, the linear power flow model dictates

$$\mathbf{v}_T = v_0 \mathbf{1} + \mathbf{R} \mathbf{p}_T + \mathbf{X} \mathbf{q}_T \quad (3)$$

where \mathbf{R} and \mathbf{X} are derived from the network topology and impedances as detailed in [15]. Next, any stipulated limits on power injections and voltages may be imposed as

$$\underline{p} \mathbf{1} \leq \mathbf{p}_t \leq \bar{p} \mathbf{1}, \quad \forall t \quad (4a)$$

$$\underline{q} \mathbf{1} \leq \mathbf{q}_t \leq \bar{q} \mathbf{1}, \quad \forall t \quad (4b)$$

$$\underline{v} \mathbf{1} \leq \mathbf{v}_t \leq \bar{v} \mathbf{1}, \quad \forall t. \quad (4c)$$

where \underline{p} , \underline{q} and (\bar{p}, \bar{q}) are the limits on active and reactive power respectively. The voltage limits \underline{v} and \bar{v} are the minimum and maximum permissible squared voltages of the distribution system. As a voltage deviation between a distribution transformer and the service voltage is expected, the voltages at the distribution transformers level is maintained within $\pm 3\%$ pu, resulting in the squared voltage limits as $[0.97^2 \ 1.03^2]$.

B. PEV Scheduling Constraints

For a given day, the entire time horizon may be divided into intervals of length Δt , say $\Delta t = 1$ hr. Let us index the intervals as $t = 1, 2, \dots, T$. Let M_k denote the number of PEVs that have entered a charging contract by the k -th interval and have not yet reached the desired charging level. Denote the number of new PEVs requesting charging at the beginning of k -th interval as n_k . Thus, at the beginning of k -th interval, the aggregator would try to prepare a charging schedule for

$N_k := M_{k-1} + n_k$ over the remaining $T_k = (T - k + 1)$ intervals $t = k, k + 1, \dots, T$. An optimal schedule shall first ensure that the charging requirements for the previously contracted M_{k-1} PEVs is fulfilled in the remaining T_k intervals. Next, a subset of the new n_k PEVs shall be selected to enter a charging contract such that the optimal schedule can successfully fulfill their charging requirements. Indexing the N_k PEVs by $n = 1, \dots, N_k$, let the binary variable u_n denote whether a contract is established with PEV n ($u_n = 1$); or otherwise ($u_n = 0$). Since the first M_{k-1} PEVs are already contracted from previous binary instances, we have

$$u_n = 1, \quad \forall n = 1, \dots, M_{k-1} \quad (5a)$$

$$u_n \in \{0, 1\}, \quad \forall n = M_{k-1}, \dots, N_k. \quad (5b)$$

Note that while M_k and n_k are problem parameters, the decision for establishing a contract u_n is an optimization variable.

Define matrices $\mathbf{D}^{(k)} \in \{0, 1\}^{N_k \times T_k}$, and $\mathbf{P}^{(k)} \in \mathbb{R}^{N_k \times T_k}$ to represent the overall schedule prepared at the beginning of k -th interval, as detailed next. The binary entry $D_{nt} = 1$ represents that PEV n is scheduled to receive a charging power P_{nt} during the t -th time interval. Otherwise, entry $D_{nt} = 0$ implies PEV n remains idle during interval t , and receives no charging. Since only the PEVs entering a contract shall participate in the schedule, the following constraints hold

$$D_{nt} \leq u_n, \quad \forall n, t \quad (6a)$$

$$\underline{p}^{EV} \mathbf{D}^{(k)} \leq \mathbf{P}^{(k)} \leq \bar{p}^{EV} \mathbf{D}^{(k)} \quad (6b)$$

where $[\underline{p}^{EV}, \bar{p}^{EV}]$ represent the limits on charging power of PEVs. The assumption of common limits $[\underline{p}^{EV}, \bar{p}^{EV}]$ is without loss of generality.

Let a_n^k denote the number of time intervals starting from the k -th interval within which PEV n must receive s_n^k units of energy. The values for parameters a_n^k and s_n^k are derived based on the contract established between the aggregator and PEV owner, and is updated after every time interval as detailed in Section III-D. The following constraints impose the requirements for charging times and total charge needed

$$D_{nt}^{(k)} = 0, \quad \forall t > a_n^k, \quad \forall n \quad (7a)$$

$$\mathbf{P}^{(k)} \mathbf{1} = \mathbf{u} \odot \mathbf{s}^{(k)} \quad (7b)$$

where \mathbf{u} and $\mathbf{s}^{(k)}$ collect the contract statuses u_n 's and charging requirement s_n^k 's for the N_k PEVs, and \odot represents the entry-wise product of the two vectors. Constraint (7a) ensures that in the prepared schedule at the beginning of interval k , PEV n receives no charging power after time a_n^k . Constraint (7b) ensures that the row-sum of $\mathbf{P}^{(k)}$, representing the total charge received by PEV n , considering $\Delta t = 1$, matches with the needed charge s_n^k .

The total power consumed by the PEVs getting charged at time interval t appears in the power flow equations of the distribution network as $p_{i,t}^{EV}$ where i is the power system node

hosting the aggregator EV charging facility. The aforementioned coupling is captured by

$$p_{i,t}^{EV} = \sum_{n=1}^{N_k} P_{n,t}^{(k)}, \quad \forall t. \quad (8)$$

Additionally, the maximum number of PEVs getting charged at a time interval is limited by the maximum number of available charging spots \bar{N}

$$\mathbf{1}^\top \mathbf{D}^{(k)} \leq \bar{N} \mathbf{1}^\top \quad (9)$$

C. Objective Function

At the beginning of k -th interval, the aggregator would try to prepare a schedule over the next T_k intervals that maximizes the profit. Let \mathcal{N}_1^k and \mathcal{N}_2^k be the set of PEV owners willing to pay the charging prices C_1 (\$/kWh) and C_2 (\$/kWh) respectively. Thus, the total number of new PEVs is $n_k = |\mathcal{N}_1^k \cup \mathcal{N}_2^k|$. Based on the prepared schedule, the aggregator would have to pay the electricity prices to the utility. With $\mathbf{c}_e \in \mathbb{R}^{T_k \times 1}$ representing the electricity prices for the next T_k instances, the anticipated electricity cost is given by $\mathbf{1}^\top \mathbf{P}^{(k)} \mathbf{c}_e$. Therefore, the scheduling problem solved by the aggregator at the start of k -th time interval can be formulated as an MILP

$$\begin{aligned} \min_{\mathbf{D}^{(k)}, \mathbf{P}^{(k)}, \mathbf{u}} \quad & \mathbf{1}^\top \mathbf{P}^{(k)} \mathbf{c}_e - \sum_{n \in \mathcal{N}_1^k} C_1 u_n s_n^k - \sum_{n \in \mathcal{N}_2^k} C_2 u_n s_n^k \quad (\text{P1}) \\ \text{s.to} \quad & (1) - (9) \end{aligned}$$

Problem (P1) if feasible yields a possible schedule such that the PEVs selected for establishing a charging contract ($u_n = 1$) receive their requested charging s_n^k within the agreed time a_n^k . We next delineate the algorithm for periodically solving (P1) in a moving horizon basis while ensuring feasibility and profitability.

D. Moving time horizon updates

In a realistic setup for local aggregators, the number of PEVs n_k , arriving at time k is not known a priori. Therefore, an optimal schedule can not be generated at the start of the day. Rather, based on the initial n_1 , an initial candidate schedule may be prepared, which is subsequently updated. In detail, at the start of any interval k , the aggregator shall solve (P1) and obtain a schedule for the next T_k intervals; implement the schedule for k -th interval; discard the remaining schedule and resolve (P1) at the beginning of $k+1$ -th interval.

The proposed framework guarantees that the charging commitments (s_n, a_n) are fulfilled for PEVs with contract ($u_n = 1$). To see this, note that for the first instance $t = 1$, contracts are established for PEVs for which there exists a feasible schedule $\mathbf{P}^{(1)}$ over the next T intervals. Thus, after implementing the first interval, the remaining $T - 1$ columns of $\mathbf{P}^{(1)}$ are still a candidate solution to (P1) for $t = 2$ with no new contracts established; hence guaranteeing feasibility of (P1). Similarly, since the truncated schedule from $\mathbf{P}^{(1)}$ is still feasible, any new schedule generated as $\mathbf{P}^{(2)}$ must yield a higher profit

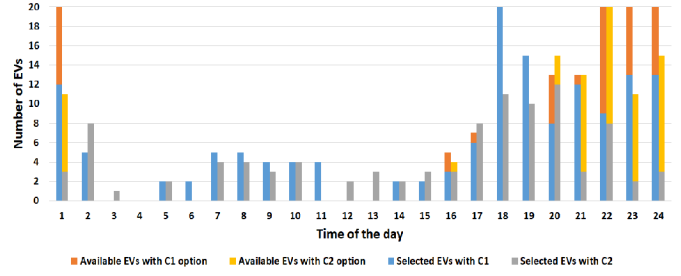


Fig. 2. Number of available and selected PEVs over 24 hours

by optimality. Continuing the argument for all intervals, it is evident that the novel approach of enforcing (5) and (7) in a moving horizon basis guarantees fulfillment of commitment towards PEV owners while maximizing profit.

The initialization and updation of parameters s_n^k 's and a_n^k 's are explained next. When a new PEV arrives, its charging energy requirement is computed as

$$s_n = \frac{(\text{SOC}_{\text{plugout}} - \text{SOC}_{\text{plugin}}) \times \text{Bcap}_n}{\eta \times \Delta t}$$

where $\text{SOC}_{\text{plugout}}$ is the final SOC of an PEV to be reached and $\text{SOC}_{\text{plugin}}$ is the SOC at the PEV's time of arrival. Bcap_n is the battery capacity of n^{th} PEV. Once the total energy requirement s_n is computed, the guaranteed *time of return* a_n may be computed based on the price option C_1 or C_2 opted by the PEV owner. In detail, let P_{C_1} and P_{C_2} be the average charging power for the two cost options with $P_{C_1} > P_{C_2}$ for $C_1 > C_2$. Then the time of return is given by

$$a_n^k = \lceil s_n / P_{C_j} \rceil, \quad \forall n \in \mathcal{N}_j^k.$$

Once the optimal schedule is obtained for k^{th} time, the charging power requirement and time availability of the selected M_k PEVs are updated for the $(k+1)^{\text{th}}$ time interval.

$$\begin{aligned} s_n &= s_n^{(k)} - P^{(k)}(n, 1), & \forall n \text{ with } u_n^{(k)} &= 1 \\ a_n &= a_n^{(k)} - 1, & \forall n \text{ with } u_n^{(k)} &= 1 \\ c_n &= c_n^{(k)}, & \forall n \text{ with } u_n^{(k)} &= 1 \end{aligned} \quad (10)$$

IV. NUMERICAL TESTS

The proposed approach is tested on a single phase IEEE 13-node feeder with nominal voltage of 4.16 kV [1]. To obtain a load curve for a 24 hr period, real-world residential demands from Pecan street Data was used [16]. In detail, 15-min based data for 300 houses was taken from Pecan Street; summed and normalized to obtain an hourly demand profile. Since the Pecan Street data-set does not provide reactive power demands, a power factor of 0.9 lagging was considered to generate normalized reactive power demands. Next, the normalized profile was scaled by the spot-load data from the 13-node feeder. The PEV charging station was assumed to be located at node 5 of the feeder. Problem (P1) was solved using YALMIP and Gurobi, on a 2.7 GHz Intel Core i5 computer with 8GB RAM [17], [18].

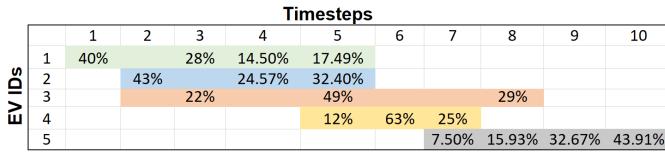


Fig. 3. PEV charging power allocation

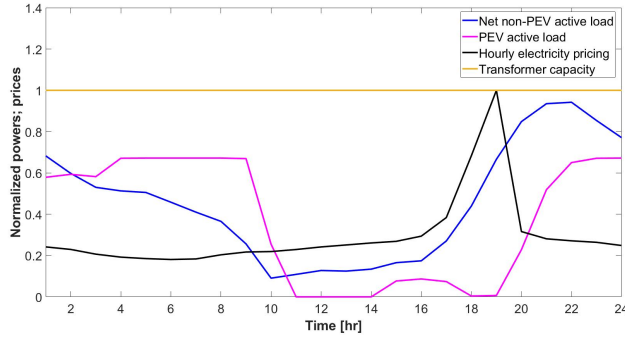


Fig. 4. Intraday profile of power system load in response to EV station load and electricity prices

For a random arrival of PEVs opting the two price options C_1 and C_2 , Fig. 2 shows the PEV selection process over 24 hours (12 AM- 11:59 PM). It can be seen that, at in the initial off peak hours, almost all the PEVs are being selected to be charged within the committed time. However, that is not the case during evening peak hours as the base load increases and possible time for charging decreases.

The novelty of the algorithm is the guarantee the aggregator provides in terms of charging time. The charging power distribution for a subset of PEVs over 10 time steps is shown in the Fig. 3. The shaded area for each PEV depicts its availability for charging and the percentage of charging completed in every time step. All PEVs are shown to receive 100% of their charging requirement. Further, it can be observed that the charging rate is non-uniform and charging is discontinuous, as anticipated.

Next the variation of active power load of the EV charging station in response to price and power system load variations is shown in Fig. 4. All quantities are normalized for clarity, wherein the EV charging load is normalized with the transformer rating at node 5. It may be observed that, the charging station demand diminishes at high price period to minimize cost, while it complements the network-load to alleviate over/under voltages. Finally, to analyze scalability, 100 instances of (P1) were solved for random arrival of PEVs over a 24 hr period. The total time for solving (P1) was found to be in the range [12.7, 21.4] sec with median at 16.8 sec.

V. CONCLUSION

The developed formulation gives optimal charging scheduling of incoming PEVs, considers system constraints and also maximizes the number of PEVs charged at a real-time scenario. The simulation results validate the proposed MILP

formulation for a moving time horizon. It can be scaled down to smaller time intervals for detailed system framework. Also, it can be extended for multiple aggregator charging decisions in a medium-sized power system network with higher PEV penetration. Although simulation did not involve distributed energy resources, it was seen in the problem formulation that it can be well accommodated in the design. As part of future work, this model is supposed to be improvised to allow vehicle to grid power flow at peak hours along with capacity market constraints to delve deeper into the economy of the PEV charging market.

REFERENCES

- [1] J. A. P. Lopes, F. J. Soares and P. M. R. Almeida, "Identifying management procedures to deal with connection of Electric Vehicles in the grid," Proc. IEEE PowerTech, Bucharest, 2009, pp. 1-8.
- [2] W. Tang, S. Bi and Y. J. Zhang, "Online coordinated charging decision algorithm for electric vehicles without future information," IEEE Trans. on Smart Grid, vol. 5, no. 6, pp. 2810-2824, Nov. 2014.
- [3] N. DeForest, J. Funk, A. Lorimer, B. Ur, I. Sidhu, P. Kaminsky and B. Tenderich, "Impact of widespread electric vehicle adoption on the electrical utility business threats and opportunities, Technical Report, Center for Entrepreneurship & Technology (CET), University of California, Berkeley, 2009.
- [4] A. Dubey, S. Santoso, M. P. Cloud and M. Waclawiak, "Determining time-of-use schedules for electric vehicle loads: a practical perspective," IEEE Power and Energy Technology Systems Journal, vol. 2, no. 1, pp. 12-20, Mar. 2015.
- [5] S. Shao, T. Zhang, M. Pipattanasomporn and S. Rahman, "Impact of TOU rates on distribution load shapes in a smart grid with PHEV penetration," Proc. IEEE PES T&D, New Orleans, LA, 2010, pp. 1-6.
- [6] Z. Ma, D. S. Callaway and I. A. Hiskens, "Decentralized charging control of large populations of plug-in Electric Vehicles," IEEE Trans. on Control Systems Technology, vol. 21, no. 1, pp. 67-78, Jan. 2013.
- [7] S. Shao, M. Pipattanasomporn and S. Rahman, "Grid integration of electric vehicles and demand response with customer choice," IEEE Trans. on Smart Grid, vol. 3, no. 1, pp. 543-550, Mar. 2012.
- [8] H. M. Chung, B. Alinia, N. Crespi and C.K. WenChung, "An PEV charging scheduling mechanism to maximize user convenience and cost efficiency," arXiv preprint arXiv:1606.00998, 2016.
- [9] E. Sortomme, M. M. Hindi, S. D. J. MacPherson and S. S. Venkata, "Coordinated charging of plug-in hybrid electric vehicles to minimize distribution system losses," IEEE Trans. on Smart Grid, vol. 2, no. 1, pp. 198-205, Mar. 2011.
- [10] C. Shao, X. Wang, X. Wang, C. Du and B. Wang, "Hierarchical Charge Control of Large Populations of EVs," IEEE Trans. on Smart Grid, vol. 7, no. 2, pp. 1147-1155, Mar. 2016.
- [11] J. Kang, S. J. Duncan and D. N. Mavris, "Real-time scheduling techniques for electric vehicle charging in support of frequency regulation," Procedia Computer Science 16 (2013): 767-775.
- [12] K. Turitsyn, N. Sinityn, S. Backhaus and M. Chertkov, "Robust broadcast-communication Control of electric vehicle charging," Proc. First IEEE International Conference on Smart Grid Communications, Gaithersburg, MD, 2010, pp. 203-207.
- [13] Y. He, B. Venkatesh and L. Guan, "Optimal Scheduling for Charging and Discharging of Electric Vehicles," IEEE Trans. on Smart Grid, vol. 3, no. 3, pp. 1095-1105, Sept. 2012.
- [14] M. Alonso, H. Amaris, J. G. Germain and J. M. Galan, "Optimal charging scheduling of electric vehicles in smart grids by heuristic algorithms," Energies 7.4 (2014): 2449-2475.
- [15] G. Cavraro, V. Kekatos and S. Veeramachaneni, "Voltage Analytics for Power Distribution Network Topology Verification," IEEE Trans. on Smart Grid, vol. 10, no. 1, pp. 1058-1067, Jan. 2019.
- [16] Pecan Street Inc. Dataport, 2018. [Online]. Available: <https://dataport.cloud/>
- [17] J. Lofberg, "A toolbox for modeling and optimization in MATLAB, Proc. of the CACSD Conf., 2004. [Online]. Available: <http://users.isy.liu.se/johanl/yalmip/>
- [18] Gurobi Optimization, Inc., "Gurobi optimizer reference manual, 2016. [Online]. Available: <http://www.gurobi.com>