

# Parity nonconserving interactions of electrons in chiral molecules with cosmic fields

Konstantin Gaul,<sup>1</sup> Mikhail G. Kozlov,<sup>2,3</sup> Timur A. Isaev,<sup>2</sup> and Robert Berger<sup>1</sup>

<sup>1</sup>*Fachbereich Chemie, Philipps-Universität Marburg,  
Hans-Meerwein-Straße 4, 35032 Marburg, Germany*

<sup>2</sup>*Petersburg Nuclear Physics Institute of NRC “Kurchatov Institute”, Gatchina 188300, Russia*

<sup>3</sup>*St. Petersburg Electrotechnical University “LETI”, Prof. Popov Str. 5, 197376 St. Petersburg  
(Dated: May 11, 2020)*

Pseudoscalar or pseudovector cosmic fields, that serve as a source of parity ( $\mathcal{P}$ ) violation, are invoked in different models for cold dark matter or in the standard model extension that allows for Lorentz invariance violation. A direct detection of the timelike-component of such fields requires a direct measurement of  $\mathcal{P}$ -odd potentials or their evolution over time. Herein, advantageous properties of chiral molecules, in which  $\mathcal{P}$ -odd potentials lead to resonance frequency differences between enantiomers, for direct detection of such  $\mathcal{P}$ -odd cosmic fields are demonstrated. Scaling behavior of electronic structure enhancements of such interactions with respect to nuclear charge number and the fine-structure constant is derived analytically. This allows a simple estimate of the effect sizes for arbitrary molecules. The analytical derivation is supported by quasi-relativistic numerical calculations in the molecules  $\text{H}_2\text{X}_2$  and  $\text{H}_2\text{XO}$  with  $\text{X} = \text{O}, \text{S}, \text{Se}, \text{Te}, \text{Po}$ . Parity violating effects due to cosmic fields on the C–F stretching mode in  $\text{CHBrClF}$  are compared to electroweak parity violation and influences of non-separable anharmonic vibrational corrections are discussed. On this basis it was estimated from a twenty year old experiment with  $\text{CHBrClF}$  that bounds on Lorentz invariance violation as characterized by the parameter  $|b_0^e|$  can be pushed down to the order of  $10^{-17}$  GeV in modern experiments with suitably selected molecular system, which will be an improvement of the current best limits by at least two orders of magnitude. This serves to highlight the particular opportunities that precision spectroscopy of chiral molecules provides in the search for new physics beyond the standard model.

## I. INTRODUCTION

In our recent work [1] the virtues and prospects of chiral molecules as direct sensors for pseudovector and pseudoscalar cosmic fields were demonstrated. In the present paper we derive scaling laws for interactions of electrons with these fields, presented in [1] and provide support from numerical calculations. Furthermore, the methods applied for derivation of limits on cosmic field interactions from experiments with chiral molecules are presented in a more detailed manner and accompanied by comparison to other computational methods.

One of the biggest puzzles of modern physics is the nature and composition of dark matter (DM) (see e.g. [2]). Many different models for dark matter exist, considering objects that range from macroscopic to microscopic and from being hot (ultra-relativistic) to cold (non-relativistic). Among these DM theories cold DM (CDM) theory serves to provide a simple explanation for many cosmological observations [3]. However, the constituents of CDM are unknown and can in principle fall in the range from macroscopic objects such as black holes to new fundamental particles like weakly interacting massive particles (WIMPs), axions, sterile neutrinos or dark photons (see e.g. Refs. [4–6]).

Despite its merits, the model of CDM has several drawbacks [7–12]. A possible solution of some of these provide fuzzy CDM models. Fuzzy CDM is supposed to consist of ultra light particles with masses of  $m_\phi \sim 1 \times 10^{-22} \text{ eV}/c^2$  [13, 14]. This model makes searches for ultralight CDM oscillating with frequencies on the order

of 1  $\mu\text{Hz}$  particularly interesting.

CDM can consist of various types of weakly interacting particles (an overview can be found e.g. in Ref. [15]). Among those pseudoscalar and pseudovector fields are of special interest as they are a source of parity violation.

*Pseudoscalar* CDM particles behave like axions, which were originally proposed [16–18] to solve the strong  $\mathcal{CP}$ -problem of quantum chromodynamics (QCD) [19]. The search for CDM particles can be restricted to a comparatively small parameter space assessable to the QCD axion (see e.g. [20]) or can involve a wide range for axionic particles that are not bound to solve the strong  $\mathcal{CP}$ -problem. The latter are often referred to as axion-like particles (ALPs). *Pseudovector* fields are important for models such as dark photons [21, 22] and also appear as sources of local Lorentz invariance violation in the Standard Model Extension (SME) by Kostelecký and coworkers [23].

In the last decade many new proposals for new experiments and improved bounds on pseudoscalar CDM appeared, employing atomic spectroscopy (see e.g. [24–29]). Among those, strict limits on static  $\mathcal{P}$ -odd fields were set from direct detection of parity violation with modern atomic precision spectroscopy [27, 30]. In these experiments the dominating effect for parity violation stems from the electroweak  $Z^0$ -mediated electron-nuclear interaction.

Such  $\mathcal{P}$ -odd effects are strongly enhanced in chiral molecules as well (for recent reviews on molecular parity violation see [31–37]). The chiral arrangement of the nuclei in the molecule leads to helicity of the electron cloud (see e.g. Ref. [36]). Additional  $\mathcal{P}$ -odd effects can then

be measured as energy difference between enantiomers of chiral molecules or as resonance frequency differences between the two non-identical mirror-image molecules [38–40]. As frequency shifts can be measured very accurately, this appears to be a particularly promising tool to search for  $\mathcal{P}$ -odd cosmic fields.

In the following we analyse in detail the effects that emerge from  $\mathcal{P}$ -odd cosmic fields in chiral molecules. We derive scaling laws with respect to nuclear charge and the fine structure constant and compare to what is known from parity violation due to electroweak interactions. From our analysis we demonstrate advantages of the use of chiral molecules to search for  $\mathcal{P}$ -odd cosmic fields. We perform quasi-relativistic calculations at different levels of theory and estimate the effect sizes in the vibrational spectra of the chiral methane derivate CHBr-ClF [41, 42]. Thereby, the computational difficulties are highlighted. From a twenty year old experiment with this molecule [43] we estimate the sensitivity on cosmic parity violation [1] and discuss the scope for improvement on these limits in modern experiments with chiral molecules and by improvement of present theoretical methods.

## II. THEORY

### A. Parity non-conserving interactions of electrons with cosmic fields

$\mathcal{P}$ -odd interactions of electrons with pseudoscalar and pseudovector cosmic fields were discussed in detail in Ref. [30]. A light pseudoscalar cosmic field obeys the Klein-Gordon equation. Assuming it to be non-relativistic, i.e.  $\hbar\omega_\phi \approx m_\phi c^2$  with  $m_\phi$  being the CDM particle mass and  $c$  being the speed of light in vacuum, we can write

$$\phi(\vec{r}, t) = \phi_0 \cos\left(\omega_\phi t - \frac{\vec{r} \cdot \vec{p}_\phi}{\hbar} + \varphi\right), \quad (1)$$

where  $\hbar = \frac{h}{2\pi}$  is the reduced Planck's constant,  $\phi_0$  is the CDM amplitude,  $\vec{p}_\phi = m_\phi \vec{v}_\phi$  is the momentum of the CDM particle, which is proportional to its velocity  $\vec{v}_\phi$  and  $\varphi$  is a phase factor. As the relative velocity of the ALP field is suppressed by  $10^{-3}$  with respect to the speed of light (see Refs. [24, 25] for details), for terrestrial experiments we can assume  $\frac{\vec{r} \cdot \vec{p}_\phi}{\hbar}$  to be constant and choose  $\varphi$  such that eq. (1) can be written as  $\phi(\vec{r}, t) = \phi_0 \cos(\omega_\phi t)$  (see also Ref. [30]).

The interaction of the electronic field  $\psi_e$  with such pseudoscalar fields  $\phi$  can be described by (see e.g. [17, 18])

$$\mathcal{L}_{\text{ps}}^\phi = g_{\phi\bar{e}e}(\hbar c \partial_\mu \phi) \bar{\psi}_e \gamma^\mu \gamma^5 \psi_e, \quad (2)$$

where  $g_{\phi\bar{e}e}$  is a coupling constant of dimension  $\text{GeV}^{-1}$ . Herein the Dirac matrices are defined as

$$\gamma^0 = \begin{pmatrix} \mathbf{1}_{2 \times 2} & \mathbf{0}_{2 \times 2} \\ \mathbf{0}_{2 \times 2} & -\mathbf{1}_{2 \times 2} \end{pmatrix}, \quad \gamma^k = \begin{pmatrix} \mathbf{0}_{2 \times 2} & \sigma^k \\ -\sigma^k & \mathbf{0}_{2 \times 2} \end{pmatrix}, \quad (3)$$

where  $\sigma^k$  are the Pauli spin matrices,  $k = 1, 2, 3$  and  $\mu = 0, 1, 2, 3$ .  $\gamma^5 = \iota \gamma^0 \gamma^1 \gamma^2 \gamma^3$ , where  $\iota = \sqrt{-1}$  is the imaginary unit,  $\partial_\mu = \frac{\partial}{\partial x^\mu}$  is the first derivative with respect to the four-vector  $x^\mu = (ct, x, y, z)$  and Einstein's sum convention is used. Additionally a direct pseudoscalar coupling between the electrons and the pseudoscalar cosmic field can be considered (see e.g. Ref. [27]):

$$\mathcal{L}_{\text{dps}}^\phi = -i \tilde{g}_{\phi\bar{e}e} m_e c^2 \phi \bar{\psi}_e \gamma^5 \psi_e, \quad (4)$$

where  $\tilde{g}_{\phi\bar{e}e}$  is a dimensionless coupling constant and  $m_e$  is the mass of the electron. Whereas this interaction can lead to parity violating couplings when considering transition matrix elements of atomic or molecular excitations [30], it does not contribute to parity violating expectation values, which give dominant contributions to frequency differences in spectra of chiral molecules. Thus these interactions are not discussed any further in the following.

The time-derivative of the pseudoscalar field leads to the  $\mathcal{P}$ -odd single-electron Hamiltonian

$$\hat{h}_{\text{ps}} = g_{\phi\bar{e}e} \sqrt{2(\hbar c)^3 \rho_{\text{CDM}}} \sin(\omega_\phi t) \gamma^5, \quad (5)$$

where  $\rho_{\text{CDM}} \approx \frac{(\hbar\omega_\phi\phi_0)^2}{2(\hbar c)^3}$  is the CDM energy density, for which we assume all ALPs to comprise all of the CDM with a uniform density:  $(\hbar c)^3 \rho_{\text{CDM}} = (\hbar c)^3 0.4 \text{ GeV cm}^{-3} = 7.6 \times 10^{-4} \text{ eV}^4$  (see Ref. [44]). We use lowercase letters ( $\hat{h}$ ) for single-electron operators and uppercase letters ( $\hat{H}$ ) for multi-electron operators. These are in the case of  $\hat{H}_{\text{ps}}$  (as well as  $\hat{H}_{\text{pv}}$ ,  $\hat{H}_{\text{ew}}$  given below) simple sums over all electrons of the system, e.g.  $\hat{H}_{\text{ps}} = \sum_i \hat{h}_{\text{ps}}(i)$

Electronic interactions with pseudovector cosmic fields can be described by the Lagrangian

$$\mathcal{L}_{\text{pv}}^b = -b_\mu \bar{\psi}_e \gamma^\mu \gamma^5 \psi_e, \quad (6)$$

which appears e.g. in the local Lorentz invariance violating Standard Model Extension (SME) (for details see Refs. [23, 45]).

The parity non-conserving interaction Hamiltonian for the temporal component is

$$\hat{h}_{\text{pv}} = b_0(t) \gamma^5, \quad (7)$$

where the field can be static  $b_0(t) = b_0^0$  or dynamic  $b_0^0(t) = b_0^0 \sin(\omega_b t)$ . Here  $b_0^0$  is the interaction strength of the timelike-component of the pseudovector field with the electrons.

In spectra of chiral molecules the interactions discussed above lead to shifts (static fields) or oscillations (dynamic fields) of frequency shifts due to the nuclear spin-independent electroweak interactions, the main contribution to which is in closed-shell molecules expected to arise from the electron-nuclei weak neutral-current interaction Hamiltonian (see e.g. [31, 32]):

$$\hat{h}_{\text{ew}} = \frac{G_{\text{F}}}{2\sqrt{2}} \sum_{A=1}^{N_{\text{nuc}}} Q_{\text{W},A} \rho_A(\vec{r}) \gamma^5, \quad (8)$$

where  $G_F = 2.22249 \times 10^{-14} E_h a_0^3$  is Fermi's weak coupling constant,  $Q_{W,A}$  and  $\rho_A$  are the weak charge and normalized charge density of nucleus  $A$ , respectively. The total number of nuclei is  $N_{\text{nuc}}$ . Contributions from  $\mathcal{P}$ -odd nuclear-spin dependent terms when combined with  $\mathcal{P}$ -even hyperfine coupling [46, 47] are estimated to give only minor contributions in closed-shell molecules. Similar considerations hold for the contribution from neutral-current interaction terms between electrons.

It shall be noted that in chiral molecules weakly interacting dark matter candidates, such as WIMPs, or cosmic neutrinos can also lead to shifts or oscillations of the  $\mathcal{P}$ -odd potential as was discussed by Bargaño *et al.* [48–50]. These interactions as well as those of electrons with pseudoscalar and pseudovector fields discussed above are proportional to  $\langle \gamma^5 \rangle$ . In the following we will discuss in general the chiral operator  $\gamma^5$ , which leads to parity non-conservation and compare to known properties of operator (8).

### B. Molecular expectation value of $\gamma^5$

The time-independent Dirac-Coulomb equation for the electronic system of the molecule reads

$$\hat{H}_{\text{DC}}\Psi_I = E_I\Psi_I, \quad (9)$$

with  $\Psi_I$  and  $E_I$  being the  $I$ th eigenfunction and eigenvalue of the Dirac-Coulomb Hamiltonian being given by

$$\hat{H}_{\text{DC}} = \sum_i^{N_{\text{elec}}} \left[ c\gamma^0 \vec{\gamma} \cdot \hat{p}_i + (\gamma^0 - 1) m_e c^2 + V_{\text{nuc}}(\vec{r}_i) + \frac{1}{2} \sum_{j \neq i}^{N_{\text{elec}}} k_{\text{es}} \frac{e^2}{|\vec{r}_i - \vec{r}_j|} \right], \quad (10)$$

where we shifted the energy levels by  $-m_e c^2$  to bring the upper part of the spectrum into correspondence with the non-relativistic limit of the energy levels. Here  $e$  is the elementary electric charge,  $k_{\text{es}}$  is in SI units  $\frac{1}{4\pi\epsilon_0}$  with  $\epsilon_0$  being the electric constant and  $V_{\text{nuc}}$  being the potential the nuclei in the molecule produce.

In the Dirac-Hartree-Fock-Coulomb (DHFC) approach, the multi-electron states  $\Psi_I$  are approximated by a Slater determinant build from an orthonormal set of single-electron bi-spinors  $\psi_i$  with orbital energy  $\epsilon_i$ . From the lower equation of the resulting single-electron Dirac equations expressions for the lower components  $\chi_i$  of the Dirac bi-spinors

$$\psi_i(\vec{r}) = \begin{pmatrix} \varphi_i(\vec{r}) \\ \chi_i(\vec{r}) \end{pmatrix} \quad (11)$$

can be found via

$$\chi_i(\vec{r}) = c \left( 2m_e c^2 - \hat{V} + \epsilon_i \right)^{-1} \vec{\sigma} \cdot \hat{p} \varphi_i(\vec{r}), \quad (12)$$

where we have omitted all multi-electron effects for the sake of simplifying the discussion below.

For the remaining part of this section we will use atomic units, in which  $\hbar$ ,  $|e|$  and  $m_e$  have the numerical value of 1. Then, the term in parentheses in eq. (12) can be expanded in orders of the fine structure constant  $\alpha = c^{-1}$  as

$$c \left( 2c^2 - \hat{V} + \epsilon_i \right)^{-1} = \frac{\alpha}{2} \sum_{k=0}^{\infty} \left[ \frac{\alpha}{2} \left( \hat{V} - \epsilon_i \right) \right]^k. \quad (13)$$

Truncation after first order yields the Pauli approximation:

$$\chi_i(\vec{r}) = \left[ \frac{\alpha}{2} + \frac{\alpha^3}{4} \left( \hat{V} - \epsilon_i \right) \right] \vec{\sigma} \cdot \hat{p} \varphi_i(\vec{r}). \quad (14)$$

In a molecule, the expectation value of  $\gamma^5$  for a single Slater determinant is determined by a summation over contributions from all occupied molecular orbitals  $i$ :

$$\langle \psi_i | \gamma^5 | \psi_i \rangle = \langle \varphi_i | \chi_i \rangle + \langle \chi_i | \varphi_i \rangle \quad (15)$$

Insertion of the first term of the expansion (14) in eq. (15) gives the first order contribution to  $\gamma^5$ :

$$\langle \psi_i | \gamma^5 | \psi_i \rangle \approx \alpha \langle \varphi_i | \vec{\sigma} \cdot \hat{p} | \varphi_i \rangle \quad (16)$$

This obviously vanishes if the overall electron density of the molecule is non-helical, but can, in the static case and when remaining in first order with respect to  $\mathcal{P}$ -odd operators, only be non-zero for a chiral molecule, in which the electron density can have non-vanishing helicity.

In order to determine scaling laws with respect to the nuclear charge number  $Z$  and the fine-structure constant  $\alpha$ , eq. (15) itself is not immediately useful. This is why we follow Ref. [27] and write the operator  $\gamma^5$  for electron  $i$  as a commutator:

$$\gamma_i^5 = \frac{i}{c} \left[ \hat{H}_{\text{DC}}, \vec{\Sigma}_i \cdot \vec{r}_i \right]_- + 2 \begin{pmatrix} \mathbf{0} & \hat{\mathbf{k}}_i \\ \hat{\mathbf{k}}_i & \mathbf{0} \end{pmatrix}, \quad (17)$$

$$\hat{\mathbf{k}}_i = -(\mathbf{1}_i + \vec{\sigma}_i \cdot \hat{l}_i), \quad \vec{\Sigma}_i = \begin{pmatrix} \vec{\sigma}_i & \mathbf{0} \\ \mathbf{0} & \vec{\sigma}_i \end{pmatrix}. \quad (18)$$

Eigenvalues of the operator  $\hat{\mathbf{K}} = \sum_i \hat{\mathbf{k}}_i$  in atomic systems correspond to the relativistic quantum numbers  $\varkappa = (\ell - j)(2j + 1)$ , where  $\ell$  and  $j$  are the orbital and total angular momentum quantum numbers, respectively.

As long as we are interested in expectation values of the operator  $\gamma^5$  on the molecular DHFC-orbitals  $\psi_i$ , the commutator part in eq. (17) turns to zero. DHFC molecular orbital matrix elements of the second term in eq. (17) have the form

$$\langle \psi_i | \gamma^5 | \psi_i \rangle = 2 \langle \varphi_i | \hat{\mathbf{k}} | \chi_i \rangle + 2 \langle \chi_i | \hat{\mathbf{k}} | \varphi_i \rangle. \quad (19)$$

The non-relativistic limit of  $\langle \gamma^5 \rangle$  vanishes as can be shown by insertion of the first term of the expansion (14) in eq. (19):

$$\langle \psi_i | \gamma^5 | \psi_i \rangle \approx \alpha \langle \varphi_i | \left\{ \hat{\mathbf{k}}, \vec{\sigma} \cdot \hat{p} \right\}_+ | \varphi_i \rangle = 0, \quad (20)$$

where we use the fact that operator  $\hat{\mathbf{k}}$  anti-commutes with  $\vec{\sigma} \cdot \hat{\mathbf{p}}$ :

$$\left\{ \hat{\mathbf{k}}, \vec{\sigma} \cdot \hat{\mathbf{p}} \right\}_+ = 0. \quad (21)$$

The terms of order  $\alpha^3$  give:

$$\langle \psi_i | \gamma^5 | \psi_i \rangle \approx \frac{\alpha^3}{2} \left\langle \varphi_i \left| (\vec{\sigma} \cdot \hat{\mathbf{p}}) \hat{V} \hat{\mathbf{k}} + \hat{\mathbf{k}} \hat{V} (\vec{\sigma} \cdot \hat{\mathbf{p}}) \right| \varphi_i \right\rangle, \quad (22)$$

where the terms containing orbital energies  $\varepsilon_i$  reduce to the anti-commutator (21). Equation (22) can be rewritten as:

$$\begin{aligned} \langle \psi_i | \gamma^5 | \psi_i \rangle &\approx \frac{\alpha^3}{2} \left\langle \varphi_i \left| \left[ \vec{\sigma} \cdot \hat{\mathbf{p}}, \hat{V}(\vec{r}) \right]_- \hat{\mathbf{k}} + \hat{V}(\vec{r}) \left\{ \hat{\mathbf{k}}, \vec{\sigma} \cdot \hat{\mathbf{p}} \right\}_+ + \left[ \hat{\mathbf{k}}, \hat{V}(\vec{r}) \right]_- \vec{\sigma} \cdot \hat{\mathbf{p}} \right| \varphi_i \right\rangle \\ &= \frac{\alpha^3}{2} \left\langle \varphi_i \left| \left[ \vec{\sigma} \cdot \hat{\mathbf{p}}, \hat{V}(\vec{r}) \right]_- \hat{\mathbf{k}} + \left[ \hat{\mathbf{k}}, \hat{V}(\vec{r}) \right]_- \vec{\sigma} \cdot \hat{\mathbf{p}} \right| \varphi_i \right\rangle, \end{aligned} \quad (23)$$

where we once again used eq. (21). In general, the molecular potential energy operator  $\hat{V}$  does not commute with both operators  $\hat{\mathbf{k}}$  and  $(\vec{\sigma} \cdot \hat{\mathbf{p}})$ . However, its spherically symmetric part  $\hat{V}_s(|\vec{r}|)$  commutes with the operator  $\hat{\mathbf{k}}$ . Therefore, for the spherically symmetric potential the last term in eq. (23) turns to zero. Let us separate the contribution of  $\hat{V}_s(|\vec{r}|)$ :

$$\langle \psi_i | \gamma^5 | \psi_i \rangle = \langle \psi_i | \gamma^5 | \psi_i \rangle_s + \langle \psi_i | \gamma^5 | \psi_i \rangle_a, \quad (24)$$

$$\langle \psi_i | \gamma^5 | \psi_i \rangle_s = \frac{\alpha^3}{2} \left\langle \varphi_i \left| -i(\vec{\sigma} \cdot \vec{r}) \frac{\hat{V}'_s(|\vec{r}|)}{|\vec{r}|} \hat{\mathbf{k}} \right| \varphi_i \right\rangle \quad (25)$$

and consider the term (25) in more detail. Note that  $\hat{V}'_s(|\vec{r}|)/|\vec{r}|$  commutes with both operators  $\vec{\sigma} \cdot \vec{r}$  and  $\hat{\mathbf{k}}$ . By analogy with (21) we can assume that  $\left\{ \vec{\sigma} \cdot \vec{r}, \hat{\mathbf{k}} \right\}_+ = 0$ . Thus, we can write:

$$i(\vec{\sigma} \cdot \vec{r}) \hat{\mathbf{k}} = \frac{i}{2} \left[ \vec{\sigma} \cdot \vec{r}, \hat{\mathbf{k}} \right]_-, \quad (26)$$

which proves that the operator in (25) is hermitian, and allows to rewrite this expression as:

$$\langle \psi_i | \gamma^5 | \psi_i \rangle_s = \frac{\alpha^3}{4} \langle \varphi_i | \vec{\sigma} \cdot \vec{v}_{\mathcal{T},s} | \varphi_i \rangle, \quad (27)$$

$$\vec{v}_{\mathcal{T},s} = \frac{\hat{V}'_s(|\vec{r}|)}{|\vec{r}|} \left( |\vec{r}|^2 \hat{\mathbf{p}} - \vec{r}(\hat{\mathbf{p}} \cdot \vec{r}) \right). \quad (28)$$

We see that expectation value (27) has the form of a scalar product of the spin with an electronic orbital  $\mathcal{T}$ -odd vector  $\vec{v}_{\mathcal{T},s}$ . Molecular matrix elements of  $\vec{\sigma} \cdot \vec{v}_{\mathcal{T}}$  turn to zero in the non-relativistic approximation for two reasons: (i) for a singlet state an expectation value of the spin is zero; (ii) matrix elements of orbital  $\mathcal{T}$ -odd vectors are imaginary, so their expectation values are zero. In order to get a non-zero expectation value of such operators one needs to include spin-orbit interactions  $\hat{H}_{so}$ ,

which mix singlet and triplet molecular states and have imaginary matrix elements. Therefore, the energy shift  $\delta E_{\gamma^5,s}$  of the molecular (ground) singlet state due to the interaction  $\vec{\sigma} \cdot \vec{v}_{\mathcal{T},s}$  appears in double perturbation theory as:

$$\delta E_{\gamma^5,s} = \frac{\alpha^3 \Re \left\{ \langle \Psi_s | \vec{\sigma} \cdot \vec{v}_{\mathcal{T},s} | \Psi_t \rangle \langle \Psi_t | \hat{H}_{so} | \Psi_s \rangle \right\}}{2(E_s - E_t)}. \quad (29)$$

where  $E_s$ ,  $E_t$  and  $\Psi_s$ ,  $\Psi_t$  are the non-relativistic singlet and triplet energies and wave functions, respectively.

Equation (29) allows to estimate the scaling law for  $\delta E_{\gamma^5,s}$  with the nuclear charge  $Z$  and the fine structure constant  $\alpha$ . The matrix element of the spin-orbit interaction  $\langle \Psi_t | \hat{H}_{so} | \Psi_s \rangle$  scales as  $\alpha^2 Z^2$ . The  $Z$  scaling of the matrix element of the operator  $\vec{v}_{\mathcal{T},s}$  depends on the distances where the integral is accumulated. Taking into account that this operator appears in third order in  $\alpha$ , we can assume that the integral is accumulated at short distances near the nucleus, where relativistic corrections are larger. At such distances the potential of the nucleus is practically unscreened,  $\hat{V}_s \sim Z/r$ . Furthermore, at these distances the electron moves  $Z$  times faster, so  $\hat{\mathbf{p}} \sim Z$ . Therefore, we can assume that  $\int v_{\mathcal{T},s} d^3r \sim Z^2$ . Then the overall scaling is:

$$\delta E_{\gamma^5,s} \sim \alpha^5 Z^4. \quad (30)$$

The last expression does not take into account ‘‘the single center theorem’’ [51, 52], which implies that electron helicity in molecules is suppressed in the vicinity of a single heavy nucleus and one has to take two matrix elements of expression (29) at two different heavy centers. Therefore, the final scaling should be:

$$\delta E_{\gamma^5,s} \sim \alpha^5 Z_A^2 Z_B^2, \quad (31)$$



where  $A$  and  $B$  are typically taken as the two heaviest atoms in the molecule.

Now let us analyze the second term in eq. (24). In this case both terms from eq. (23) can contribute. For the first term we can use the same arguments as above, but the asymmetric part of the molecular potential at short distances is much weaker, so this term will add small corrections to eq. (31). Thus, we will focus on the second term, which was zero for the symmetric potential.

We assume again that the matrix element is accumulated at short distances, where the molecular potential can be expanded in spherical harmonics [53]. The second term of this expansion can be written as  $(\vec{a} \cdot \vec{r}) \hat{V}_a(|\vec{r}|)$ , where  $\vec{a}$  is some constant polar vector. In this approximation we get:

$$\left[ \hat{\mathbf{k}}, \hat{V}(|\vec{r}|) \right]_- = -i(\vec{\sigma} \cdot (\vec{r} \times \vec{a})) \hat{V}_a(|\vec{r}|), \quad (32)$$

Substituting this into the second term in eq. (23) we find that:

$$\begin{aligned} & \langle \psi_i | \gamma^5 | \psi_i \rangle_a \\ & \approx \frac{\alpha^3}{2} \left\langle \varphi_i \left| -i(\vec{\sigma} \cdot \vec{r} \times \vec{a}) \hat{V}_a(|\vec{r}|) (\vec{\sigma} \cdot \hat{\mathbf{p}}) \right| \varphi_i \right\rangle. \end{aligned} \quad (33)$$

Simplifying this further and neglecting the term, which is similar to (28), we get:

$$\langle \psi_i | \gamma^5 | \psi_i \rangle_a \approx \frac{\alpha^3}{2} \langle \varphi_i | \vec{a} \cdot \vec{v}_a | \varphi_i \rangle, \quad (34)$$

$$\vec{v}_a = 2\hat{V}_a(|\vec{r}|) \vec{r} \times \vec{\nabla}. \quad (35)$$

The orbital pseudovector  $\vec{v}_a$  is  $\mathcal{T}$ -even. The expected scaling with  $\alpha$  is given by eq. (34). Scaling with  $Z$  for operators (28) and (35) should be similar, so we assume:

$$\delta E_{\gamma^5, a} \sim \alpha^3 Z^2. \quad (36)$$

Combining the two terms in eq. (24) together suggests an estimate for a molecule with two heavy atoms  $A$  and  $B$ :

$$\delta E_{\gamma^5} \approx c_1 \alpha^5 Z_A^2 Z_B^2 + c_2 \alpha^3 Z_A^2 + c_3 \alpha^3 Z_B^2. \quad (37)$$

The first term is formed on both heavy centers, while the other two terms are formed independently in the vicinity of each heavy nucleus. The chiral structure of the molecule is weakly felt locally [51, 53], so we can expect that  $|c_{2,3}| \ll |c_1|$ .

In the following we discuss the implications in molecular systems of the equation derived above for  $\langle \gamma^5 \rangle$  and compare to results from numerical computations. Hereby, we focus on scaling with respect to the nuclear charge number and the fine structure constant. Furthermore, we compare to energy shifts due to nuclear spin-independent electroweak neutral-current interactions.

### III. COMPUTATIONAL DETAILS

Quasi-relativistic two-component calculations of  $\text{H}_2\text{X}_2$  and  $\text{H}_2\text{XO}$  with  $\text{X} = \text{O}, \text{S}, \text{Se}, \text{Te}, \text{Po}$  and  $\text{CHBrClF}$  are performed within the zeroth order regular approximation (ZORA) at the level of complex generalized Hartree–Fock (cGHF) or Kohn–Sham (cGKS) with a modified version[54–60] of the quantum chemistry program package Turbomole[61].

For calculations of  $\text{H}_2\text{X}_2$  and  $\text{H}_2\text{XO}$  compounds a basis set of 25 s, 25 p, 14 d and 11 f uncontracted Gaussian functions with the exponential coefficients  $\alpha_i$  composed as an even-tempered series by  $\alpha_i = a \cdot b^{N-i}$ ;  $i = 1, \dots, N$  with  $a = 0.02 a_0^{-2}$ ,  $b = (5/2 \times 10^{10})^{1/25} \approx 2.606$  and  $N = 26$  was used for  $\text{X} = \text{O}, \text{S}, \text{Se}, \text{Te}, \text{Po}$ . The largest exponent coefficients of the s, p, d and f subsets are  $5 \times 10^8 a_0^{-2}$ ,  $1.91890027 \times 10^8 a_0^{-2}$ ,  $13300.758 a_0^{-2}$  and  $751.8368350 a_0^{-2}$ , respectively. A similar but slightly smaller basis set (three f functions less) has proven successful in calculations of parity violating energy shifts in  $\text{H}_2\text{Po}_2$ [55, 62]. The H atom was represented with the s,p-subset of a decontracted correlation-consistent basis of quadruple- $\zeta$  quality[63].

Structure parameters of  $\text{H}_2\text{X}_2$  were chosen as in Refs. [55, 62]. For  $\text{H}_2\text{XO}$  compounds the equilibrium bond-length of the O–X bond, for  $\text{X} = \text{S}, \text{Se}, \text{Te}, \text{Po}$  was obtained by full structure optimization at the level of GHF-ZORA. As convergence criteria an energy change of less than  $10^{-5} E_h$  was used. Bond angles H–O–X and bond distances H–O of  $\text{H}_2\text{XO}$  were assumed to be equal to  $\text{H}_2\text{O}_2$  and bond angles H–X–O and distances H–X were assumed to be equal to  $\text{H}_2\text{X}_2$ . Employed structure parameters are summarized in Table I.

Structure parameters, harmonic vibrational wave numbers and normal coordinates, of  $\text{CHBrClF}$ , as well as electronic densities and vibrational wave functions along the C–F stretching mode were employed as described in Ref. [64]. Electronic densities along other normal coordinates were calculated on the level of ZORA-cGHF and ZORA-cGKS with the same basis set employed in Ref. [64]. Properties were calculated on the levels of ZORA-cGHF and ZORA-cGKS. Used density functionals are the local density approximation (LDA)[65–67] and the Lee, Yang and Parr correlation functional (LYP)[68] with a generalized gradient exchange functional by Becke (BLYP) [69] or the hybrid Becke three parameter exchange functional (B3LYP)[66, 70–72].

The ZORA-model potential  $\tilde{V}(\vec{r})$  as proposed by van Wüllen[73] was employed with additional damping[74].

For calculations of two-component wave functions and properties a finite nucleus was used, described by a normalized spherical Gaussian nuclear density distribution  $\rho_{\text{nuc}, A}(\vec{r}) = \frac{\zeta_A^{3/2}}{\pi^{3/2}} e^{-\zeta_A |\vec{r} - \vec{r}_A|^2}$ , where  $\zeta_A = \frac{3}{2r_{\text{nuc}, A}^2}$  and the root mean square radius  $r_{\text{nuc}, A}$  of nucleus  $A$  was used as suggested by Visscher and Dyall[75]. The mass numbers  $A$  were chosen to correspond to the isotopes  $^1\text{H}$ ,  $^{12}\text{C}$ ,  $^{16}\text{O}$ ,  $^{19}\text{F}$ ,  $^{32}\text{S}$ ,  $^{35}\text{Cl}$ ,  $^{79}\text{Br}$ ,  $^{80}\text{Se}$ ,  $^{130}\text{Te}$ ,  $^{209}\text{Po}$ . The weak

nuclear charges  $Q_{W,A}$  of the various isotopes with charge number  $Z_A$  and neutron number  $N_A$  were included as  $Q_{W,A} \approx (1 - 4\sin^2\theta_W)Z_A - N_A$ , where we have used  $\sin^2\theta_W = 0.2319$  as the numerical value of the Weinberg parameter.

All relativistic expectation values of  $\gamma^5$  and  $\hat{H}_{ew}$  were calculated with our ZORA property toolbox approach described in Ref. [60].

## IV. RESULTS

### A. Scaling laws for $\langle\gamma^5\rangle$ in molecules

In order to confirm results of section II B we performed quasi-relativistic numerical calculations at the level of ZORA of (*P*)-enantiomers of  $H_2X_2$  compounds with an dihedral angle of  $45^\circ$ , varying  $X = O, S, Se, Te, Po$ . These compounds are established as a common test system for electroweak parity violation and its scaling behavior with respect to nuclear charge [55–57, 62, 76–78]. In the above scaling law a factor of  $\alpha^2 Z_B^2$  emerges from spin-orbit coupling. This factor is in good approximation equal to  $\alpha^2$  in main group element containing molecules with only one heavy center (see e.g. Refs. [51]). Therefore, for a variation of one heavy  $X$  atom while holding the other one fixed as oxygen atom ( $H_2XO$ ) we would expect roughly a scaling of  $\sim \alpha^3 Z_A^2$  (corresponding to the second term in eq. (37)) as the spin-orbit coupling contribution (corresponding to the first term in eq. (37)) is suppressed by a factor of  $\alpha^2$ .

The numerical results are summarized in Table II and Table III. Figure 1 shows a double logarithmic plot and a linear fit for the determination of the  $Z$ -scaling law in ZORA-cGHF calculations. From numerical calculations of  $H_2X_2$  compounds we find a  $Z$ -scaling with  $Z^{4.4}$ , which agrees well with the analytical prediction. Furthermore for  $H_2XO$  compounds we find a scaling of  $Z^{2.1}$ , which is in perfect agreement with the expectations above and shows the missing spin-orbit coupling contribution as the nuclear charge of oxygen is close to 1.

In order to test the predicted  $\alpha$ -dependence the speed of light was varied in the quasi-relativistic calculations of wave functions and properties for  $H_2PoO$  and  $H_2Po_2$ . The results show the expected scaling of  $\alpha^{5.4} \approx \alpha^5$  for  $H_2Po_2$  and a scaling of  $\alpha^{3.6}$  for  $H_2PoO$  showing the weak influence of spin-orbit coupling in compounds with only one heavy nucleus. The results are in perfect agreement with the analytical analysis.

### B. Comparison to electroweak electron-nucleon interactions

Similar considerations, as detailed in the previous section, are known to hold also for parity non-conserving nuclear spin-independent electroweak interactions described by Hamiltonian (8) in chiral molecules. The main

difference of this Hamiltonian to the ones discussed in the theory section is that  $\hat{H}_{ew}$  evaluates the expectation value of  $\gamma^5$  at positions inside the nuclei only. To further compare  $\hat{H}_{ew}$  with  $\gamma^5$  we evaluated the dependence of the expectation value of both operators on the dihedral angle in  $H_2X_2$  for  $X = O$  and  $Po$ , and found similar behavior (see Figure 3 and for the explicit data see the Supplement). It shall be noted, that the sign of  $\hat{H}_{ew}$  is inverted in comparison to  $\gamma^5$  as  $\hat{H}_{ew}$  contains in addition the weak charge for which  $Q_W \approx -N < 0$ .

In a recent work [79], similar calculations on  $\gamma^5$  in  $H_2X_2$  compounds were performed and similar results were obtained. However, unfortunately, in Ref. [79] insufficient basis sets for oxygen were employed resulting in qualitatively wrong results for the dihedral angle dependence in  $H_2O_2$ .

The similar dependence on the molecular structure together with the steep scaling with nuclear charge indicates that contributions at the nuclear centers dominate also the expectation value of  $\gamma^5$  and, thus, imply that molecular experiments that aim to test parity violation due to weak interactions can also be used for searches of parity violating cosmic fields with a comparable sensitivity. This aspect will be discussed in the following in detail.

### C. Limits on cosmic fields from experiments with chiral molecules

#### 1. Test system and choice of methods

The expected sensitivity of experiments with chiral molecules to  $\mathcal{P}$ -odd cosmic fields characterized by  $b_0^c$  is estimated from an experiment with CHBrClF performed by Daussy *et al.*[43], in which a hyperfine component of the  $40_{7,34} \leftarrow 40_{8,33}$  transition ( $J''_{K'_a, K'_c} \leftarrow J''_{K''_a, K''_c}$ ) of the C–F stretching fundamental in enantiomerically enriched samples of the mirror images *R*-CHBrClF and *S*-CHBrClF was studied.

Our interest is in a possible splitting of the vibrational resonance frequency between enantiomers that is caused by cosmic fields interacting through  $\langle\gamma^5\rangle$ . For this purpose frequency shifts in the vibrational spectrum due to electronic interactions via  $\gamma^5$  have to be evaluated. This test system, CHBrClF, was excessively studied by theory [64, 80–87] and experiment [41–43, 88, 89] and is supposed to be reasonably well understood with respect to electroweak parity violation.

However, the influence from non-separable anharmonic effects (multimode effects) on electroweak parity violation in CHBrClF is largely unexplored. Quack and Stohner studied the deuterated isotopomer CDBrClF [90] with respect to multimode contributions in a four-dimensional, anharmonically treated subspace involving the C–F stretch, C–D stretch and the two C–D bending modes to find an increase of the parity-violating frequency splitting in the C–F stretch fundamental  $\nu_4$  by al-

most a factor of two — depending on the specific model, they obtained up to about 75 % relative deviation with respect to the separable anharmonic adiabatic approximation. Although not directly comparable due to the different isotope, this at least suggests that pronounced multimode effects can also exist for  $\langle \gamma^5 \rangle$ .

We have reported major findings and implications for future experiments in a separate letter [1], but provide herein more details on the computational challenges and subsequent analysis.

We estimate the influence of multimode effects within a perturbative treatment by calculation of derivatives of the property of interest with respect to all normal coordinates. One-dimensional and two-dimensional vibrational corrections to a property  $O$  for a single dimensionless reduced normal coordinate  $q_r$  are in leading order given by [91]:

$$O_{q_r}^{1D} \approx \frac{1}{2} \left( v_r + \frac{1}{2} \right) \left( \frac{\partial^2 O_0}{\partial q_r^2} - \frac{\phi_{rrr}}{\tilde{\nu}_r} \frac{\partial O_0}{\partial q_r} \right) \quad (38)$$

$$O_{q_r}^{2D} \approx -\frac{1}{2} \left( v_r + \frac{1}{2} \right) \sum_{s \neq r} \frac{\phi_{rrs}}{\tilde{\nu}_s} \frac{\partial O_0}{\partial q_s}, \quad (39)$$

where  $\phi_{rst}$  are the cubic force constants and  $\tilde{\nu}_r$  are the harmonic vibrational wave numbers.

Properties are evaluated along the dimensionless reduced normal coordinate  $q_r$  and fitted to a polynomial of degree 4:

$$\langle \psi_e | \hat{H}_{ew} | \psi_e \rangle_r \approx \sum_{k=0}^4 c_{ew,r,k} q_r^k \quad (40)$$

$$\langle \psi_e | \gamma^5 | \psi_e \rangle_r \approx \sum_{k=0}^4 c_{\gamma^5,r,k} q_r^k. \quad (41)$$

In Figure 4 the dependence of  $\langle \gamma^5 \rangle$  and  $\langle \hat{H}_{ew} \rangle$  on the normal coordinates for the different methods in the region  $q_r = -3, \dots, 3$  (for the explicit data see the Supplement). Within this region the probability density of the first two vibrational states in the mode  $q_4$  is sufficiently decayed (see Fig. 1 of Ref. [64]), as can also be expected by considering classical turning points of a harmonic approximation to the parity-conserving potential, which are located at  $|q_4| = 1$  for the ground vibrational state of a harmonic oscillator and at  $|q_4| = \sqrt{3}$  in the first vibrationally excited state. The resulting fit parameters  $c_{\gamma^5,r,k}$  alongside the explicit values for the one-dimensional cuts through the hypersurface for all normal coordinates  $q_r$  are reported in the Supplement.

The derivatives of the properties with respect to the normal coordinate  $q_r$  are given by

$$\frac{\partial \langle \psi_e | \gamma^5 | \psi_e \rangle_r}{\partial q_r} = c_{\gamma^5,r,1} \quad (42)$$

$$\frac{\partial^2 \langle \psi_e | \gamma^5 | \psi_e \rangle_r}{\partial q_r^2} = 2c_{\gamma^5,r,2}, \quad (43)$$

and analogously for  $\hat{H}_{ew}$ . Resulting first and second derivatives from the fit in Figure 4 are listed in Table V and Table VI. From these we see that the C–F stretching mode has a weak influence on  $\langle \gamma^5 \rangle$  in comparison to the other modes and, thus, is not an optimal choice for an experiment. In particular along the deformation normal coordinates  $q_9$  (Br–Cl),  $q_8$  (Br–F),  $q_3$  (H) and  $q_2$  (H) the first derivatives of  $\langle \gamma^5 \rangle$  are considerably larger in magnitude than for  $q_4$ . The second derivatives with respect to the C–F stretching coordinate are smaller in absolute value than those first derivatives mentioned, by about an order of magnitude (see Table V and Table VI). We may assume that anharmonic constants can be roughly of the order  $\phi_{rrr} \sim \mathcal{O}(0.1\tilde{\nu}_r)$  and  $\phi_{rrs} \sim \mathcal{O}(0.01\tilde{\nu}_s)$  or even larger (see e.g. Ref. [92, 93] for some cubic force constants in CDBrClF). In total, two-dimensional effects on the C–F stretching mode for  $\langle \gamma^5 \rangle$  can be on the same order as one-dimensional vibrational effects. Thus not only the effect of parity violating interactions on the C–F stretching mode is very weak, but also the theoretical description is limited by the need of an excellent description of all modes, which is exceedingly difficult.

It is important to note, that the use of a different vibrational mode (such as Br–F ( $v_8$ ) or H ( $v_3$ ) deformation) in CHBrClF can result in vibrational frequency splittings that are larger by about an order of magnitude and may reduce error bars considerably. This has to be analyzed in more detail, however, using anharmonic vibrational force fields.

Due to the resulting large error bars for vibrational corrections for the C–F stretching mode we do not provide a final value for the enhancement of  $b_0^5$  in the C–F stretching but rather give an order of magnitude estimate.

For this purpose, within the separable anharmonic adiabatic approximation as described in Ref. [81], where we follow for this specific application Ref. [64] closely, the vibrationally averaged expectation value for the C–F stretching mode is evaluated from a series expansion in the vibrational moments  $\langle v | q^k | v \rangle$ , where  $v$  represents the vibrational quantum number of the  $v$ th vibrational state. The vibrational wave functions and corresponding moments were received in Ref. [64] from a discrete variable representation on an equidistant grid. The moments were reported in the supplementary material to Ref. [64] and are reused for calculating interactions of CHBrClF with cosmic fields.

In order to estimate electron correlation effects, for the C–F stretching mode the vibrationally averaged expectation values were evaluated at the DFT and HF level, the former with different flavors of density functionals. The results of these methods are compared in Table IV.

In previous studies on electroweak parity-violating vibrational frequency splittings in CHBrClF with density functional approaches [64, 86] much reduced variations between the methods were found for the C–F stretching fundamental as can be expected by the nearly parallel curves shown in Figure 5. In Ref. [64] we have observed a spread of about 20 % from the mean value for the four

methods used also in the present work. The variation amongst the various density functionals (B3LYP, BLYP and LDA) was below 5 %. In Ref. [86] it was found that B3LYP, BLYP and LDA estimates deviate by 6 % or less from the values predicted on the second order many-body perturbation theory level (MP2), with the latter method giving also absolute values at the equilibrium structure that agree well with the corresponding CCSD(T) estimates. Hartree–Fock based predictions, in contrast, displayed larger deviations from those of the mentioned density functional calculations. Similar trends are observed in the present work (see Table IV), but with more pronounced variations for the structure dependence of  $\langle \gamma^5 \rangle$  as compared to  $\langle \hat{H}_{ew} \rangle$ : Vibrational splittings vary by about 50 % from the mean value of all four methods, with variations amongst the density functionals being on the order of 25 % or less from their mean. Assuming again that the density functionals outperform the Hartree–Fock approach for this property and give again similar results as MP2, we are lead to a rough error estimate of about 30 % for the density functionals. Of the different functionals, we give herein tentative preference to the B3LYP results as i) the absolute values at the equilibrium structures for electroweak parity violation were for B3LYP closer to the MP2 and CCSD(T) values [86, 87], ii) the atomic contributions studied in Refs. [86, 87], which are differently weighted by  $\langle \gamma^5 \rangle$  as compared to  $\langle \hat{H}_{ew} \rangle$ , were found to be more consistent with MP2 and CCSD(T) values and iii) the vibrational splitting on the B3LYP level is smaller than for the other functionals, which results in more conservative sensitivity estimates.

## 2. Sensitivity to static cosmic fields

The expectation values of  $\gamma^5$  and splittings between enantiomers are given in Table IV. As discussed above, we expect multimode effects of the same size as single-mode effects and at the present stage are not able to set upper bounds on  $b_0^e$  from the CHBrClF experiment. In Ref. [1] we rather estimated the sensitivity of this experiment. Assuming B3LYP to give the best performance (see discussion above)  $\Delta_{(R,S)} \langle \gamma^5 \rangle$  is on the order of  $10^{-10}$  ( $\mathcal{O}(10^{-10})$ ).

The sensitivity of the CHBrClF experiment, performed by Daussy et al. in 1999 [43], to  $b_0^e$  was in Ref. [1] estimated from the experimental upper bound of the parity violating frequency splitting in the C-F stretching fundamental  $|\Delta\nu| = 12.7 \text{ Hz}$ [43] as:

$$|b_0^e| \lesssim \left| \frac{12.7 \text{ Hz}}{\mathcal{O}(10^{-10})} h \right| \sim \mathcal{O}(10^{-12} \text{ GeV}) \quad (44)$$

In comparison to the actual best direct limits on  $b_0^e$  from modern atomic experiments, that are  $2 \times 10^{-14} \text{ GeV}$  from Cs and  $7 \times 10^{-15} \text{ GeV}$  from Dy[30], the 1999 CHBrClF experiment is less sensitive by about

two orders of magnitude [1]. However, it is as sensitive as atomic experiments with Tl and Yb ( $|b_0^e| < 2 \times 10^{-12} \text{ GeV}$ , see Ref. [30]).

As emphasized in the discussion of multimode effects the sensitivity of future experiments can be increased by an order of magnitude, when choosing favorable vibrational transitions. As we pointed out in Ref. [1], it was emphasized in Refs. [89, 94] that the sensitivity of the experiment discussed above is improvable by at least two orders of magnitude by experimental refinement. A choice of a more favorable molecule is expected to lead to further enhancement by two orders of magnitude. Thus it was estimated in Ref. [1] that in future  $\mathcal{P}$ -violation experiments with chiral molecules the limits from the 1999 experiment can be improved down to  $10^{-17} \text{ GeV}$ , i.e. an improvement of the actual best limit by at least two orders of magnitude. This makes experiments with chiral molecules highly powerful tools to search for Lorentz invariance violation beyond the Standard Model of particle physics.

The accuracy of the estimate for cosmic field effects in CHBrClF, which was in this work indirectly inferred by comparison to previous studies on electroweak parity violation, can in principle be benchmarked by future explicit calculations with systematically improvable electron correlation methods and the presently neglected multi-mode contributions can be accounted for by explicit calculation of anharmonicity constants. As the main purpose of the present studies was to explore the general potential of chiral molecules to act as sensitive probes for new physics, more accurate theoretical estimates specifically for CHBrClF do not seem to be pressing until new experiments with higher accuracy are performed. Given the pronounced scaling with nuclear charge that was shown analytically and confirmed numerically in this paper, the main focus will likely be shifted to accurate estimates for chiral compounds with heavier elements. Furthermore, our study showed that care has to be taken by choice of the vibrational mode, which on the one hand can directly influence the sensitivity by an order of magnitude and on the other hand can be crucial for accurate theoretical predictions, which are essential to provide limits on cosmic fields from experiments.

## V. CONCLUSION AND OUTLOOK

In this paper we have shown that interactions of electrons with the timelike-component of pseudovector cosmic fields are strongly pronounced in chiral molecules. Due to the  $\mathcal{P}$ -odd contributions of the nuclear potential, that electrons experience in a chiral molecule, these interactions lead to  $\mathcal{P}$ -odd resonance frequency splittings between enantiomers, similar to those from electroweak parity-violating interactions. We could show analytically and numerically that these interactions are strongly enhanced in heavy element containing molecules and are dominated from contributions that stem from the region



near the nucleus. It was demonstrated that  $\mathcal{P}$ -odd interactions of electrons with cosmic fields show similar behavior to interactions due to electroweak coupling of electrons and nucleons in chiral molecules. Thus, knowledge from electroweak quantum chemistry can be employed to find promising candidate molecules to limit  $\mathcal{P}$ -odd electronic coupling to cosmic fields. However, care has to be taken as our calculations revealed a stronger dependence of  $\gamma^5$  on molecular structure.

We calculated matrix elements of  $\mathcal{P}$ -odd cosmic field interactions in CHBrClF with quasi-relativistic ab initio methods, including vibrational corrections, and compared the results of different DFT functionals. Our calculations of  $\mathcal{P}$ -odd effects along the different normal coordinates of CHBrClF revealed an important role of non-separable anharmonic effects and showed that the C–F stretching mode in particular is from this perspective not ideally suited for a measurement of  $\mathcal{P}$ -violation due to cosmic fields. Effects on some other modes are expected to be larger by an order of magnitude. These findings underline the importance to select not only a favorable molecule, but also to carefully choose the vibrational transition. However, from our calculations the sensitivity of a 20 year old experiment with CHBrClF

to  $|b_0^e|$  was estimated to be  $\mathcal{O}(10^{-12} \text{ GeV})$ . This sensitivity is inferior by two orders to the actual best direct measurements drawn from modern atomic parity violation experiments, but was considered to be improvable to the order of  $\mathcal{O}(10^{-17} \text{ GeV})$  or better for static pseudovector fields, which would be an improvement of the actually best limit on  $b_0^e$  by at least two orders of magnitude. This demonstrates the specific virtue that studies on chiral molecules provides in the search for new physics beyond the standard model.

## ACKNOWLEDGMENTS

The authors are grateful to the Mainz Institute for Theoretical Physics (MITP) for its hospitality and its partial support during the completion of this work. The Marburg team gratefully acknowledges computer time provided by the center for scientific computing (CSC) Frankfurt and financial support by the Deutsche Forschungsgemeinschaft via Sonderforschungsbereich 1319 (ELCH) “Extreme Light for Sensing and Driving Molecular Chirality”. The work of M.G.K. and T.A.I. was supported by the Russian Science Foundation (RSF) grant No. 19-12-00157.

- 
- [1] K. Gaul, M. G. Kozlov, T. A. Isaev, and R. Berger, [arXiv:2005.02429](https://arxiv.org/abs/2005.02429) [hep-ph].
- [2] G. Bertone, D. Hooper, and J. Silk, *Phys. Rep.* **405**, 279 (2005).
- [3] M. Davis, G. Efstathiou, C. S. Frenk, and S. D. M. White, *Astrophys. J.* **292**, 371 (1985).
- [4] S. Dodelson and L. M. Widrow, *Phys. Rev. Lett.* **72**, 17 (1994).
- [5] H.-C. Cheng, J. L. Feng, and K. T. Matchev, *Phys. Rev. Lett.* **89**, 211301 (2002).
- [6] P. Arias, D. Cadamuro, M. Goodsell, J. Jaeckel, J. Redondo, and A. Ringwald, *J. Cosmol. Astropart. Phys.* **2012**, 013 (2012).
- [7] G. Gentile, P. Salucci, U. Klein, D. Vergani, and P. Kalberla, *Mon. Notices Royal Astron. Soc.* **351**, 903 (2004), <http://oup.prod.sis.lan/mnras/article-pdf/351/3/903/3595222/351-3-903.pdf>.
- [8] A. Klypin, A. V. Kravtsov, O. Valenzuela, and F. Prada, *Astrophys. J.* **522**, 82 (1999).
- [9] M. S. Pawlowski, B. Famaey, H. Jerjen, D. Merritt, P. Kroupa, J. Dabringhausen, F. Lghausen, D. A. Forbes, G. Hensler, F. Hammer, M. Puech, S. Fouquet, H. Flores, and Y. Yang, *Mon. Notices Royal Astron. Soc.* **442**, 2362 (2014), <http://oup.prod.sis.lan/mnras/article-pdf/442/3/2362/3481343/stu1005.pdf>.
- [10] J. Kormendy, N. Drory, R. Bender, and M. E. Cornell, *Astrophys. J.* **723**, 54 (2010).
- [11] S. Sachdeva and K. Saha, *Astrophys. J.* **820**, L4 (2016).
- [12] Kroupa, P., Famaey, B., de Boer, K. S., Dabringhausen, J., Pawlowski, M. S., Boily, C. M., Jerjen, H., Forbes, D., Hensler, G., and Metz, M., *Astron. Astrophys.* **523**, A32 (2010).
- [13] W. Hu, R. Barkana, and A. Gruzinov, *Phys. Rev. Lett.* **85**, 1158 (2000).
- [14] Lee, Jae-Weon, *EPJ Web Conf.* **168**, 06005 (2018).
- [15] P. W. Graham, D. E. Kaplan, J. Mardon, S. Rajendran, and W. A. Terrano, *Phys. Rev. D* **93**, 075029 (2016).
- [16] R. D. Peccei and H. R. Quinn, *Phys. Rev. Lett.* **38**, 1440 (1977).
- [17] F. Wilczek, *Phys. Rev. Lett.* **40**, 279 (1978).
- [18] S. Weinberg, *Phys. Rev. Lett.* **40**, 223 (1978).
- [19] G. 't Hooft, *Phys. Rev. Lett.* **37**, 8 (1976).
- [20] G. G. di Cortona, E. Hardy, J. P. Vega, and G. Villadoro, *J. High Energy Phys.* **2016**, 34 (2016).
- [21] H. An, M. Pospelov, J. Pradler, and A. Ritz, *Physics Letters B* **747**, 331 (2015).
- [22] R. Catena, K. Fridell, and V. Zema, *J. Cosmol. Astropart. Phys.* **2018**, 018 (2018).
- [23] D. Colladay and V. A. Kostelecký, *Phys. Rev. D* **58**, 116002 (1998).
- [24] P. W. Graham and S. Rajendran, *Phys. Rev. D* **84**, 055013 (2011).
- [25] P. W. Graham and S. Rajendran, *Phys. Rev. D* **88**, 035023 (2013).
- [26] P. Sikivie, *Phys. Rev. Lett.* **113**, 201301 (2014).
- [27] B. M. Roberts, Y. V. Stadnik, V. A. Dzuba, V. V. Flambaum, N. Leefer, and D. Budker, *Phys. Rev. Lett.* **113**, 081601 (2014).
- [28] Y. V. Stadnik and V. V. Flambaum, *Phys. Rev. D* **89**, 043522 (2014).
- [29] P. W. Graham, D. E. Kaplan, J. Mardon, S. Rajendran, W. A. Terrano, L. Trahms, and T. Wilkason, *Phys. Rev. D* **97**, 055006 (2018).
- [30] B. M. Roberts, Y. V. Stadnik, V. A. Dzuba, V. V. Flambaum,

- baum, N. Leefer, and D. Budker, *Phys. Rev. D* **90**, 096005 (2014).
- [31] R. Berger and J. Stohner, *WIREs Comput. Mol. Sci.* **9**, e1396 (2019), <https://onlinelibrary.wiley.com/doi/pdf/10.1002/wcms.1396>.
- [32] P. Schwerdtfeger, "The search for parity violation in chiral molecules," in *Computational Spectroscopy: Methods, Experiments and Applications*, edited by J. Grunenberg (Wiley, Netherlands, 2010) Chap. 7, pp. 201–221.
- [33] M. Quack, J. Stohner, and M. Willeke, *Annu. Rev. Phys. Chem.* **59**, 741 (2008).
- [34] M. Quack and J. Stohner, *Chimia* **59**, 530 (2005).
- [35] J. Crassous, C. Chardonnet, T. Saue, and P. Schwerdtfeger, *Org. Biomol. Chem.* **3**, 2218 (2005).
- [36] R. Berger, in *Relativistic Electronic Structure Theory, Part: 2, Applications*, edited by P. Schwerdtfeger (Elsevier, Netherlands, 2004) Chap. 4, pp. 188–288.
- [37] M. Quack, *Angew. Chem. Int. Ed.* **41**, 4618 (2002).
- [38] M. Quack, *Chem. Phys. Lett.* **132**, 147 (1986).
- [39] É. Gajzágó and G. Marx, *Atomki Közl. Suppl.* **16/2**, 177 (1974).
- [40] V. S. Letokhov, *Phys. Lett. A* **53**, 275 (1975).
- [41] O. N. Kompanets, A. R. Kukudzhanov, V. S. Letokhov, and L. L. Gervits, *Opt. Commun.* **19**, 414 (1976).
- [42] A. Bauder, A. Beil, D. Luckhaus, F. Müller, and M. Quack, *J. Chem. Phys.* **106**, 7558 (1997).
- [43] C. Daussy, T. Marrel, A. Amy-Klein, C. T. Nguyen, C. J. Bordé, and C. Chardonnet, *Phys. Rev. Lett.* **83**, 1554 (1999).
- [44] J. Vergados and Y. Semertzidis, *Nucl. Phys. B* **915**, 10 (2017).
- [45] V. A. Kosteleck and C. D. Lane, *J. Math. Phys.* **40**, 6245 (1999), <https://doi.org/10.1063/1.533090>.
- [46] V. G. Gorshkov, M. G. Kozlov, and L. N. Labzowsky, *Sov. Phys. JETP* **55**, 1042 (1982).
- [47] Hobi, Fabian and Berger, Robert and Stohner, Juergen, *Mol. Phys.* **111**, 2345 (2013).
- [48] P. Bargeño and I. Gonzalo, *Origins Life Evol. B.* **36**, 171 (2006).
- [49] P. Bargeño and R. Pérez de Tudela, *Origins Life Evol. B.* **37**, 253 (2007).
- [50] P. Bargeño, A. Dobado, and I. Gonzalo, *EPL (Europhysics Letters)* **82**, 13002 (2008).
- [51] R. A. Hegstrom, D. W. Rein, and P. G. H. Sandars, *J. Chem. Phys.* **73**, 2329 (1980).
- [52] M. G. Kozlov and V. I. Kopp, *Vestn. Leningrad. Univ. , Fiz. Khim.* **16**, 120 (1982).
- [53] B. Y. Zel'dovich, D. B. Saakyan, and I. I. Sobel'man, *JETP Lett.* **25**, 94 (1977).
- [54] C. van Wüllen, *Z. Phys. Chem* **224**, 413 (2010).
- [55] R. Berger, N. Langermann, and C. van Wüllen, *Phys. Rev. A* **71**, 042105 (2005).
- [56] R. Berger and C. van Wüllen, *J. Chem. Phys.* **122**, 134316 (2005).
- [57] S. Nahrwold and R. Berger, *J. Chem. Phys.* **130**, 214101 (2009).
- [58] T. A. Isaev and R. Berger, *Phys. Rev. A* **86**, 062515 (2012).
- [59] K. Gaul and R. Berger, *J. Chem. Phys.* **147**, 014109 (2017).
- [60] K. Gaul and R. Berger, *J. Chem. Phys.* **152**, 044101 (2020), [arXiv:1907.10432 \[physics.chem-ph\]](https://arxiv.org/abs/1907.10432).
- [61] R. Ahlrichs, M. Bär, M. Häser, H. Horn, and C. Kölmel, *Chem. Phys. Lett.* **162**, 165 (1989).
- [62] J. K. Laerdahl and P. Schwerdtfeger, *Phys. Rev. A* **60**, 4439 (1999).
- [63] T. H. Dunning, Jr., *J. Chem. Phys.* **90**, 1007 (1989).
- [64] R. Berger and J. L. Stuber, *Mol. Phys.* **105**, 41 (2007).
- [65] W. Kohn and L. J. Sham, *Phys. Rev.* **140**, 1133 (1965).
- [66] S. H. Vosko, L. Wilk, and M. Nuisar, *Can. J. Phys.* **58**, 1200 (1980).
- [67] P. A. M. Dirac, *Proc. Cambridge Phil. Soc.* **26**, 376 (1930).
- [68] C. Lee, W. Yang, and R. G. Parr, *Phys. Rev. B* **37**, 785 (1988).
- [69] A. D. Becke, *Phys. Rev. A* **38**, 3098 (1988).
- [70] P. J. Stephens, F. J. Devlin, C. F. Chabalowski, and M. J. Frisch, *J. Phys. Chem.* **98**, 11623 (1994).
- [71] A. D. Becke, *J. Chem. Phys.* **98**, 1372 (1993).
- [72] A. D. Becke, *J. Chem. Phys.* **98**, 5648 (1993).
- [73] C. van Wüllen, *J. Chem. Phys.* **109**, 392 (1998).
- [74] W. Liu, C. van Wüllen, F. Wang, and L. Li, *J. Chem. Phys.* **116**, 3626 (2002).
- [75] L. Visscher and K. G. Dyall, *At. Data Nucl. Data Tables* **67**, 207 (1997).
- [76] L. Wiesenfeld, *Mol. Phys.* **64**, 739 (1988).
- [77] J. N. P. van Stralen, L. Visscher, C. V. Larsen, and H. J. A. Jensen, *Chem. Phys.* **331**, 81 (2005).
- [78] A. Shee, L. Visscher, and T. Saue, *J. Chem. Phys.* **145** (2016), [10.1063/1.4966643](https://doi.org/10.1063/1.4966643).
- [79] M. Senami and K. Ito, *Phys. Rev. A* **99**, 012509 (2019).
- [80] M. Quack and J. Stohner, *Phys. Rev. Lett.* **84**, 3807 (2000).
- [81] M. Quack and J. Stohner, *Z. Phys. Chem.* **214**, 675 (2000).
- [82] J. K. Laerdahl, P. Schwerdtfeger, and H. M. Quiney, *Phys. Rev. Lett* **84**, 3811 (2000).
- [83] R. G. Viglione, R. Zanasi, P. Lazzarotti, and A. Ligabue, *Phys. Rev. A* **62**, 052516 (2000).
- [84] M. Quack and J. Stohner, *Chirality* **13**, 745 (2001).
- [85] P. Schwerdtfeger, J. K. Laerdahl, and C. Chardonnet, *Phys. Rev. A* **65**, 042508 (2002).
- [86] P. Schwerdtfeger, T. Saue, J. N. P. van Stralen, and L. Visscher, *Phys. Rev. A* **71**, 012103 (2005).
- [87] C. Thierfelder, G. Rauhut, and P. Schwerdtfeger, *Phys. Rev. A* **81**, 032513 (2010).
- [88] T. Marrel, M. Ziskind, C. Daussy, and C. Chardonnet, *J. Mol. Struct.* **599**, 195 (2001).
- [89] M. Ziskind, C. Daussy, T. Marrel, and C. Chardonnet, *Eur. Phys. J. D* **20**, 219 (2002).
- [90] M. Quack and J. Stohner, *J. Chem. Phys.* **119**, 11228 (2003).
- [91] A. D. Buckingham and W. Urland, *Chem. Rev.* **75**, 113 (1975), <https://doi.org/10.1021/cr60293a005>.
- [92] A. Beil, D. Luckhaus, and M. Quack, *Ber. Bunsenges. Phys. Chem.* **100**, 1853 (1996).
- [93] A. Beil, D. Luckhaus, M. Quack, and J. Stohner, *Ber. Bunsenges. Phys. Chem.* **101**, 311 (1997), <https://onlinelibrary.wiley.com/doi/pdf/10.1002/bbpc.19971010303>.
- [94] B. Darquie, C. Stoeffler, A. Shelkownikov, C. Daussy, A. Amy-Klein, C. Chardonnet, S. Zrig, L. Guy, J. Crassous, P. Soulard, P. Asselin, T. R. Huet, P. Schwerdtfeger, R. Bast, and T. Saue, *Chirality* **22**, 870 (2010).

Table I. Molecular structure parameters for compounds of type  $\text{H}_2\text{X}_2$  and  $\text{H}_2\text{XO}$  with  $\text{X} = \text{O}, \text{S}, \text{Se}, \text{Te}, \text{Po}$  employed in all calculations. Parameters for  $\text{H}_2\text{X}_2$ , where taken from Refs. [55, 62]. O–X bond length determined by full structure optimization of  $\text{H}_2\text{XO}$  compounds at the level of ZORA-cGHF.

X	$r(\text{X} - \text{X})/\text{\AA}$	$r(\text{X} - \text{O})/\text{\AA}$	$r(\text{X} - \text{H})/\text{\AA}$	$\angle(\text{X} - \text{X} - \text{H})/^\circ$
O	1.490	1.490	0.970	100
S	2.055	1.627	1.352	92
Se	2.480	1.768	1.450	92
Te	2.840	1.933	1.640	92
Po	2.910	2.057	1.740	92

Table II. Electronic expectation value of  $\gamma^5$  for (*P*)-enantiomers of compounds of type  $\text{H}_2\text{XO}$  and  $\text{H}_2\text{X}_2$  at a dihedral angle of  $45^\circ$  calculated at the level of ZORA-cGHF.

$Z_{\text{X}}$	$\langle \gamma_5 \rangle$	
	$\text{H}_2\text{XO}$	$\text{H}_2\text{X}_2$
8	$7.02 \times 10^{-9}$	$7.02 \times 10^{-9}$
16	$1.81 \times 10^{-8}$	$7.23 \times 10^{-8}$
34	$9.66 \times 10^{-8}$	$2.87 \times 10^{-6}$
52	$2.67 \times 10^{-7}$	$1.95 \times 10^{-5}$
84	$8.69 \times 10^{-7}$	$2.11 \times 10^{-4}$

Table III. Electronic expectation value of  $\gamma^5$  for (*P*)-enantiomers of  $\text{H}_2\text{PoO}$  and  $\text{H}_2\text{Po}_2$  at a dihedral angle of  $45^\circ$  calculated at the level of ZORA-cGHF for different values of the fine structure constant  $\alpha$  including  $\alpha_0$  which is  $\frac{1}{c}$  in atomic units.

$\alpha$	$\langle \gamma_5 \rangle$	
	$\text{H}_2\text{PoO}$	$\text{H}_2\text{Po}_2$
$\frac{1}{90}$	$3.20 \times 10^{-6}$	$1.38 \times 10^{-3}$
$\alpha_0$	$8.69 \times 10^{-7}$	$2.11 \times 10^{-4}$
$\frac{1}{300}$	$3.42 \times 10^{-8}$	$2.10 \times 10^{-6}$
$\frac{1}{400}$	$1.23 \times 10^{-9}$	$4.60 \times 10^{-7}$
$\frac{1}{1000}$	$6.65 \times 10^{-10}$	$4.33 \times 10^{-9}$

Table IV. Molecular expectation value of  $\gamma^5$  in (*S*)-CHBrClF for the vibrational ground state and vibrational first excited state along the  $q_4$  normal coordinate (C-F-stretching mode) at the level of ZORA-cGHF (HF) and ZORA-cGKS with LDA, BLYP and B3LYP functionals within the separable anharmonic adiabatic approximation.

Method	$\langle \gamma_5 \rangle$		
	$v = 0, (S)$	$v_4 = 1, (S)$	$v_4 = 1 \leftarrow v = 0, \Delta_{(R,S)}$
HF	$-1.89 \times 10^{-9}$	$-1.71 \times 10^{-9}$	$3.61 \times 10^{-10}$
B3LYP	$-8.28 \times 10^{-9}$	$-7.91 \times 10^{-9}$	$7.40 \times 10^{-10}$
BLYP	$-8.27 \times 10^{-9}$	$-7.82 \times 10^{-9}$	$9.02 \times 10^{-10}$
LDA	$-1.21 \times 10^{-8}$	$-1.15 \times 10^{-8}$	$1.18 \times 10^{-9}$

Table V. One dimensional first and second derivatives of the molecular expectation value of  $\gamma^5$  with respect to the reduced normal coordinate  $q_r$  in (*S*)-CHBrClF at the level of ZORA-cGHF (HF) and ZORA-cGKS with LDA, BLYP and B3LYP functionals.

$r$	$\frac{\partial \langle \gamma^5 \rangle}{\partial q_r} \times 10^9$			$\frac{\partial^2 \langle \gamma^5 \rangle}{\partial q_r^2} \times 10^9$		
	LDA	B3LYP	HF	LDA	B3LYP	HF
9	14.67	11.21	5.63	0.24	0.14	-0.20
8	-34.05	-23.96	-3.61	-1.39	-0.62	0.29
7	-8.71	-6.35	-1.07	1.03	0.74	0.48
6	-9.13	-7.32	-0.39	2.41	0.95	-1.05
5	8.75	6.96	2.26	-4.05	-2.79	-0.73
4	2.21	1.10	-0.31	0.28	0.30	0.46
3	15.65	11.01	4.90	-1.90	-2.39	-4.94
2	7.89	10.47	13.57	-1.37	-0.67	1.22
1	1.42	1.21	0.65	0.46	0.38	0.17

Table VI. One dimensional first and second derivatives of the molecular expectation value of  $\hat{H}_{ew}$  with respect to the reduced normal coordinate  $q_r$  in (*S*)-CHBrClF at the level of ZORA-cGHF (HF) and ZORA-cGKS with LDA, BLYP and B3LYP functionals.

$r$	$\frac{\partial \langle \hat{H}_{ew} \rangle}{\partial q_r} \times 10^{18} / E_h$			$\frac{\partial^2 \langle \hat{H}_{ew} \rangle}{\partial q_r^2} \times 10^{18} / E_h$		
	LDA	B3LYP	HF	LDA	B3LYP	HF
9	-2.10	-1.90	-1.42	0.01	-0.01	-0.03
8	11.47	9.43	6.27	0.52	0.38	0.13
7	6.97	6.29	5.11	-0.37	-0.29	-0.20
6	3.37	2.45	1.24	-0.90	-0.62	-0.19
5	-2.24	-1.72	-1.39	1.87	1.61	1.05
4	1.97	2.06	1.92	-0.27	-0.30	-0.39
3	-6.68	-5.95	-5.04	0.56	0.47	0.38
2	-6.01	-6.58	-6.88	-0.41	-0.51	-0.57
1	0.50	0.37	0.07	-0.09	-0.01	0.09



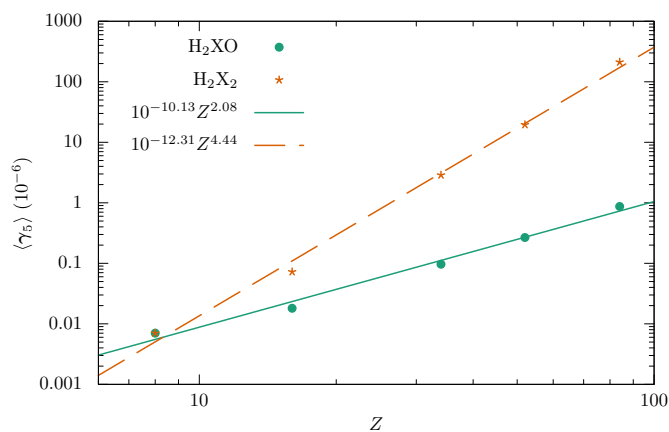


Figure 1. Dependence of the expectation value of  $\gamma^5$  on the nuclear charge  $Z$  for the (*P*)-enantiomers of  $\text{H}_2\text{X}_2$  and  $\text{H}_2\text{XO}$  with  $\text{X} = \text{O}, \text{S}, \text{Se}, \text{Te}, \text{Po}$  at an dihedral angle of  $45^\circ$  calculated at the ZORA-cGHF level.

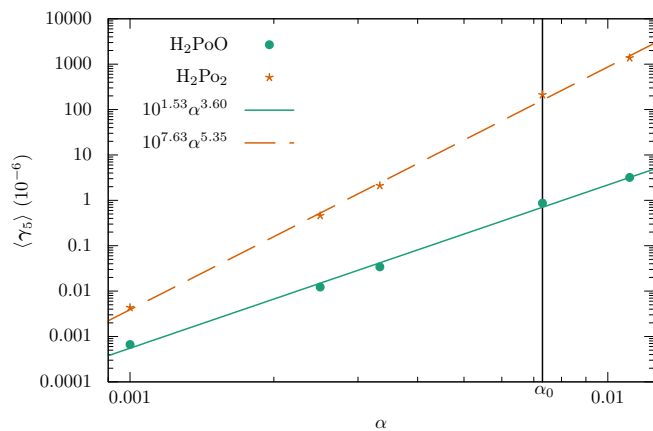


Figure 2. Dependence of the expectation value of  $\gamma^5$  on the fine structure constant  $\alpha$  for the (*P*)-enantiomers of  $\text{H}_2\text{PoO}_2$  and  $\text{H}_2\text{PoO}$  at an dihedral angle of  $45^\circ$  calculated at the ZORA-cGHF level.

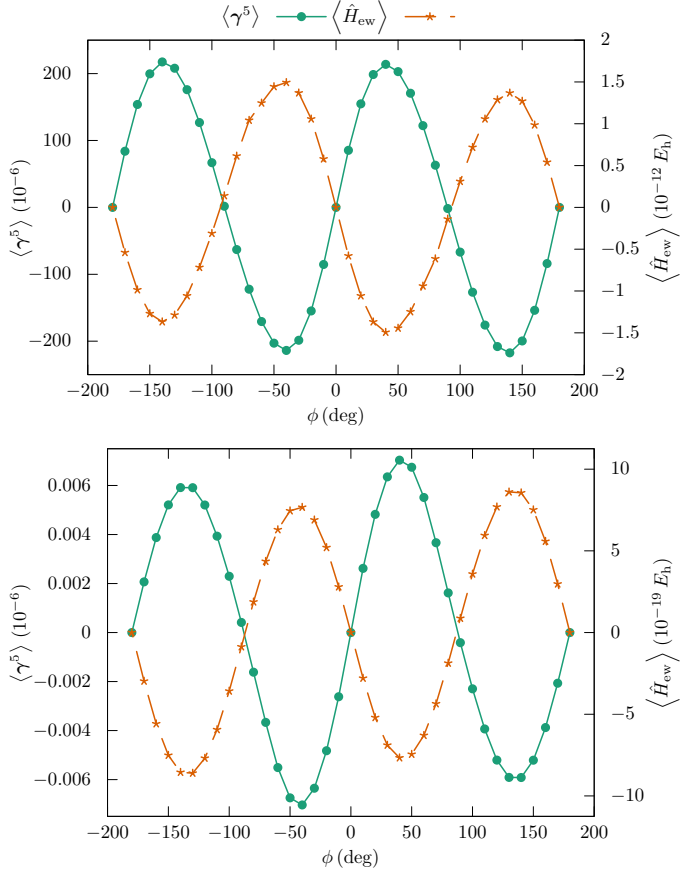


Figure 3. Dependence of the expectation value of  $\gamma^5$  in comparison to the expectation value of  $\hat{H}_{ew}$  on the dihedral angle  $\phi$  in  $\text{H}_2\text{PO}_2$  (top) and  $\text{H}_2\text{O}_2$  (bottom) calculated at the ZORA-cGHF level. The results on  $\hat{H}_{ew}$  slightly differ from those of Ref. [55] due to the use of a different basis set. Straight lines connecting the computed points are drawn to guide the eye.

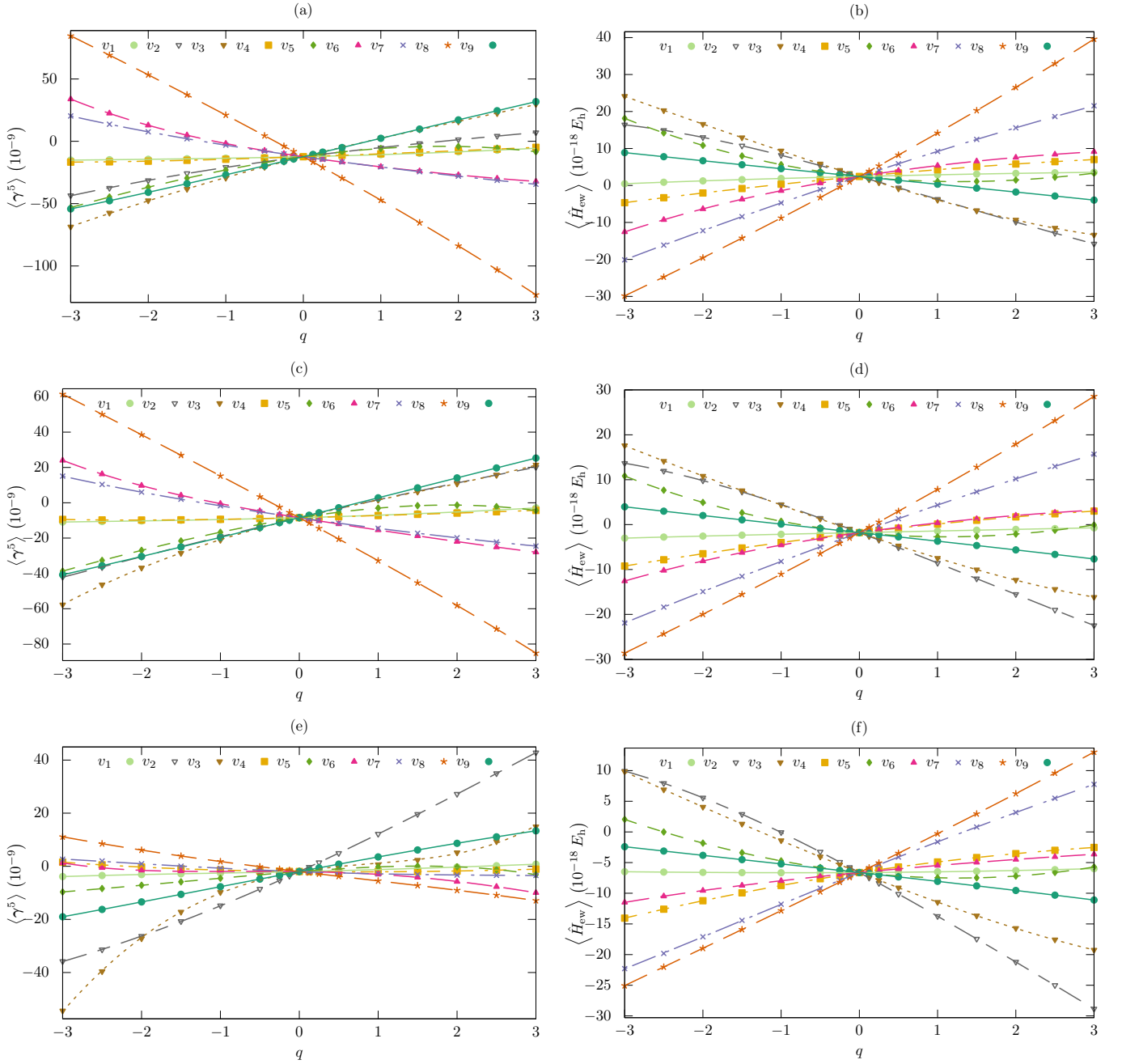


Figure 4. Dependence of the expectation value of  $\gamma^5$  (left) and  $\hat{H}_{ew}$  (right) on the nine normal coordinates in (*S*)-CHBrClF computed at the ZORA-cGKS and ZORA-cGHF level of theory. Data points are fitted to polynomials of fourth order (lines). (a)  $\langle \gamma^5 \rangle$ , ZORA-cGKS, LDA; (b)  $\langle \hat{H}_{ew} \rangle$ , ZORA-cGKS, LDA; (c) Figure as of Ref. [1] with values corresponding to  $\langle \gamma^5 \rangle$ , ZORA-cGKS, B3LYP; (d)  $\langle \hat{H}_{ew} \rangle$ , ZORA-cGKS, B3LYP; (e)  $\langle \gamma^5 \rangle$ , ZORA-cGHF and (f)  $\langle \hat{H}_{ew} \rangle$ , ZORA-cGHF. Results for  $\hat{H}_{ew}$  in the C-F stretching mode ( $v_4$ ) are a recalculation of those presented in Ref. [64] and are thus identical to those.

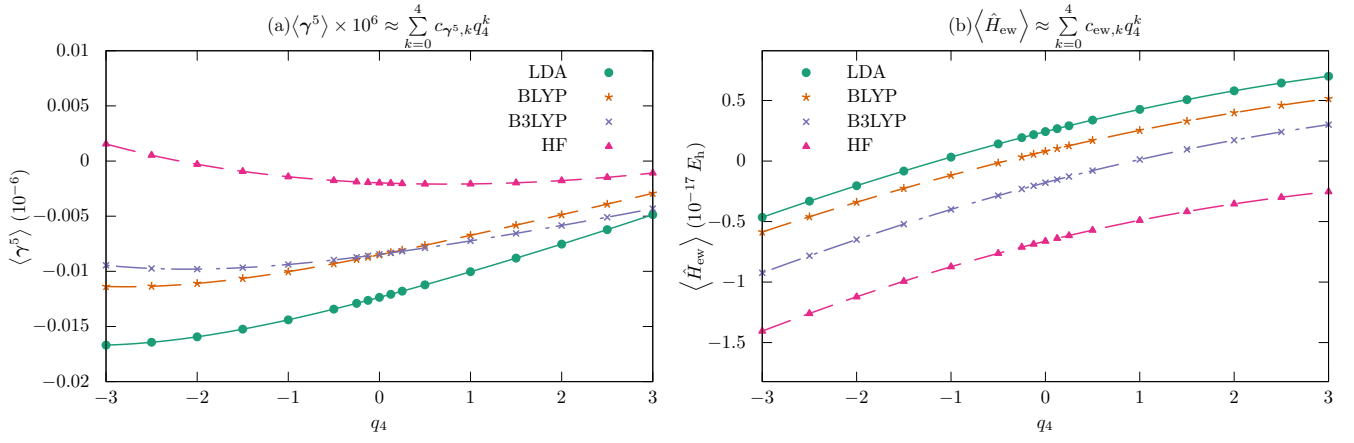


Figure 5. Dependence of the expectation value of (a)  $\gamma^5$  and (b)  $\hat{H}_{ew}$  on the C-F stretching normal coordinate  $q_4$  in (S)-CHBrClF computed at the level of ZORA-cGHF and ZORA-cGKS with different exchange-correlation functionals (points) and polynomial fits to the  $\langle \hat{H}_{ew} \rangle$  and  $\langle \gamma^5 \rangle$  to fourth order (lines). The results for  $\hat{H}_{ew}$  are a recalculation of those presented in Ref. [64] and are thus identical to those.