

# Ridge Regularized Estimation of VAR Models for Inference

Giovanni Ballarin\*  
University of Mannheim

June 22, 2022

**Abstract:** Ridge regression is a popular regularization method that has wide applicability, as many regression problems can be cast in this form. However, ridge is only seldom applied in the estimation of vector autoregressive models – even though ridge naturally arises in Bayesian time series modeling. In this work I study ridge regression in the context of vector autoregressive process estimation and inference. The effects of shrinkage are analyzed and asymptotic theory is derived enabling inference. Frequentist and Bayesian ridge approaches are compared, and a hybrid VAR-LP estimator is proposed. Finally, the estimation of impulse response functions is evaluated with Monte Carlo simulations, and ridge regression is compared with a number of similar and competing methods.

*Keywords:* ridge regularization, vector autoregression, impulse response analysis.

*JEL codes:* C32, C51, C52.

---

\*E-mail: [giovanni.ballarin@gess.uni-mannheim.de](mailto:giovanni.ballarin@gess.uni-mannheim.de). I am grateful for the comments and suggestions from So Jin Lee, Thomasz Olma, Mikkel Plagborg-Møller and Oliver Pfäuti, and the seminar participants at the University of Mannheim, HKMetrics Workshop and the Young Researcher Workshop on Big and Smart Data Analysis in Finance. I am especially thankful to Claudia Noack for pointing out an important error in a previous version of this paper, as well as Jonas Krampe and Carsten Trenkler for their insightful discussions which helped develop this work significantly. The author acknowledges support by the state of Baden-Württemberg through bwHPC.

# 1 Introduction

Vector autoregressive (VAR) models, after their introduction in macroeconomic research by Sims (1980), have had a central role in economic time series research. Extensive textbook treatment of VARs (Lütkepohl, 2005, Kilian and Lütkepohl, 2017) shows that they are a keystone of applied time series research. Autoregressive models are especially popular as a tool to perform structural inference and to study the dynamic effects of shocks.

Recent research has seen the introduction of a number of potential alternatives to VARs. Jordà (2005) proposed the local projection (LP) method for impulse response estimation. LPs have the advantages of not imposing a specific dynamic structure on the data, of being robust to nonlinearities and of potentially solving the curse of dimensionality that comes with VAR models (Ramey, 2016, Montiel Olea and Plagborg-Møller, 2020). From a modeling perspective, factor augmented VARs and factor models have gained significant popularity when dealing with large economic times series datasets (Stock and Watson, 2017). Factor models have the advantage of reducing even considerable systems by synthesizing the core dynamics of many components down to a handful of underlying factors at a cost of imposing a reduced-rank structure on shock propagation. A growing literature has shown interest in applying regularization methods to large VARs under assumptions of sparsity (Hsu et al., 2008, Song and Bickel, 2011, Krampe et al., 2020). Sparsity might be believable in very large models, but has been criticized even in reasonably large VARs, c.f. (Giannone et al., 2018).

In this paper, I deal with the application of *ridge penalization* to VAR estimation as an alternative to ordinary least squares. Unlike (quasi) maximum likelihood methods or Bayesian methods, regularized least squares allow for a direct estimation strategy with the only additional complication of selecting appropriate regularization parameters. The ridge approach is also inherently more robust to settings where data availability is comparably poor – as it commonly happens in macroeconometrics. Ridge regression addresses the problem of ill-conditioned least squares by adding a positive diagonal matrix  $\Lambda$  to the sample Gram matrix before inversion is performed to solve the normal equations. The cost incurred in adding the ridge penalty is in terms of bias: the larger the parameters in  $\Lambda$  are, the more coefficient estimates are shrunk towards zero with respect to their least squares counterparts. As a trade-off, a ridge estimator has lower finite-sample variance or, equivalently, is less sensitive to ill-conditioned samples. I adapt ridge regression to the linear time series setting, and provide theoretical results on the shrinkage behavior of ridge and the implications for asymptotic inference.

First, I analyze the shrinkage phenomenon arising when ridge is applied to estimate a vector autoregressive model. The bias-variance trade-off remains and the implications of its effects depend crucially on the structure of regularization. I focus on how isotropic ridge regression can be easily replaced by a flexible but treatable regularization scheme, which I call *lag-adapted*, that naturally fits the structure of VAR models. Further, I attempt to bridge the gap between the

frequentist and Bayesian view of ridge. This is because ridge shrinkage is an established result in Bayesian modeling, dating back at least as far as the well-known Litterman-Minnesota prior (Litterman, 1986). In passing, I also show that if one’s interest is focused on impulse response functions, one can center the ridge estimator by inverting the mapping between autoregressive coefficients and impulse responses – which can be estimated directly using local projections.

Second, I develop the asymptotic theory of the ridge-penalized least squares (RLS) estimator (possibly with non-zero centering) and show that it is a consistent and asymptotically normal estimator under mild assumptions on the regularization hyperparameter matrix  $\Lambda$ . These results complement the knowledge of asymptotic normality for ridge in ordinary regression contexts (Fu and Knight, 2000). I also study the case where, by partitioning the set of autoregressive coefficients, one can induce asymptotically non-negligible shrinkage.

Finally, I make a detailed comparison between ridge, similar methods (i.e. Bayesian approaches) and alternatives (simple least squares, local projections) in the context of structural impulse response estimation. The methodology is a Monte Carlo simulation study that encompasses pointwise mean-squared error, as well as asymptotic confidence intervals coverage and length. I consider two setups: one based on a three-variable VARMA(1,1) data generating process from Kilian and Kim (2011); the other on a VAR(5) model estimated in level from a set of seven macroeconomic series, following Giannone et al. (2015). The moderate persistence of the first setup vis a vis the high persistence of the second highlights strengths and weaknesses of ridge regression and its variations. In particular, Bayesian derivations of ridge regression show the best overall performance.

The conclusion is that ridge itself is a useful and versatile tool that the time series researcher can apply to inference in addition to forecasting, although the optimal choice of penalty strength or regularization structure remain largely open problems.

RELATED LITERATURE. The use of ridge regression is in fact common in the forecasting literature: Inoue and Kilian (2008) use ridge regularization for forecasting U.S. consumer price inflation and argue that it compares favorably with bagging techniques; De Mol et al. (2008) use a Bayesian VAR with posterior mean equivalent to a ridge regression in forecasting; Ghosh et al. (2019) again study the Bayesian ridge, this time however in the high-dimensional context; Coulombe (2020), Babii et al. (2020) and Medeiros et al. (2021) compare LASSO, ridge and other machine learning techniques for forecasting with large economic datasets. The ridge penalty is considered within a more general mixed  $\ell_1$ - $\ell_2$  penalization setting in Smeekes and Wijler (2018), who discuss the performance and robustness of penalized estimates for constructing forecasts. Recently, Li et al. (2021) call for a general exploration of shrinkage procedures in the context of structural impulse response estimation. Finally, shrinkage of autoregressive models to constrained sub-models has already been discussed in Hansen (2016b).

Various estimation problems can either be cast as or augmented with ridge-type regressions.

Coulombe (2020) shows that the estimation of VARs with time-varying parameters can be written as ridge regression. Barnichon and Brownlees (2019) propose to smooth local projection impulse response functions using B-splines by solving a ridge regression problem. Plagborg-Møller (2016) similarly adopts a local projection smoothing approach that has a ridge penalty. Finally, Poignard (2018) develops the asymptotic theory of mixed  $\ell_1$ - $\ell_2$  penalized extremum estimators with dependent data under a double asymptotic regime, but focusing on adaptive Sparse Group Lasso estimator rather than VAR estimation and inference.

OUTLINE. Section 2 provides a discussion of the ridge penalty and the ridge VAR estimator. In Section 3 I deal with the properties of ridge-induced shrinkage in the autoregressive coefficients. In Section 4 I discuss the connections between frequentist and Bayesian ridge for VAR models. In Section 5, I also propose a simple shrinkage estimator that bridges (finite order) VAR and LP impulse response estimates. Section 6 contains the main theoretical results regarding asymptotic theory and inference. Section 7 presents Monte Carlo simulations focused on impulse response estimation. Finally, Section 8 concludes.

NOTATION. Let  $\Lambda = \text{diag}\{\lambda_1, \dots, \lambda_{K^2 p}\}$ ,  $\lambda_i > 0$  for all  $i = 1, \dots, K^2 p$ . For the partial ordering of regularization matrices, I shall write  $\Lambda_1 \prec \Lambda_2$  if  $\lambda_{1,i} < \lambda_{2,i}$  for all  $i = 1, \dots, K^2 p$ ;  $\Lambda_1 \preceq \Lambda_2$  if  $\lambda_{1,i} \leq \lambda_{2,i}$  for all  $i$  and  $\exists j \in 1, \dots, K^2 p$  such that  $\lambda_{1,j} < \lambda_{2,j}$ . For  $v \in \mathbb{R}^N$  vector  $\|v\|$  is intended as the Euclidean norm. For  $A \in \mathbb{R}^{N \times M}$  matrix  $\|A\|$  is intended as the spectral norm unless stated otherwise, and  $\|A\|_F = \text{tr}\{A'A\}$  is the Frobenius norm. The symbols  $\xrightarrow{p}$  and  $\xrightarrow{d}$  are used to indicate convergence in probability and convergence in distribution, respectively.

## 2 Ridge Regularized VAR Estimation

Let  $y_t = (y_{1t}, \dots, y_{Kt})'$  be a  $K$ -dimensional vector autoregressive process with lag length  $p \geq 1$  and parametrization

$$y_t = \nu(t) + A_1 y_{t-1} + A_2 y_{t-2} + \dots + A_p y_{t-p} + u_t$$

where  $u_t = (u_{1t}, \dots, u_{Kt})'$  is additive noise such that  $u_t$  are identically and independently distributed with  $\mathbb{E}[u_{it}] = 0$  and  $\text{Var}[u_t] = \Sigma_u$ . For simplicity, when deriving theoretical results, I will assume that  $\nu(t) = 0$  so that  $y_t$  has no deterministic time trend component – equivalently,  $y_t$  is a de-trended series. For the above linear model, the order  $h$  autocovariance matrix is  $\Gamma(h) = \mathbb{E}[y_t y'_{t-h}]$ . For given sample size  $T$  define  $Y = (y_1, \dots, y_T)$ ,  $Y_t = (y'_t, y'_{t-1}, \dots, y'_{t-p+1})'$ ,  $B = (A_1, \dots, A_p)$ ,  $Z = (Y_0, \dots, Y_{T-1})$ ,  $U = (u_1, \dots, u_T)$ , and vectorized counterparts  $\mathbf{y} = \text{vec}(Y)$ ,  $\boldsymbol{\beta} = \text{vec}(B)$  and  $\mathbf{u} = \text{vec}(U)$ . Accordingly,  $Y = BZ + U$  and  $\mathbf{y} = (Z' \otimes I_K)\boldsymbol{\beta} + \mathbf{u}$ , where  $\Sigma_{\mathbf{u}} = I_K \otimes \Sigma_u$  and  $\otimes$  is the Kronecker product (Lütkepohl, 2005).

Ridge regularization is a modification of the standard least squares objective by the addition of a term dependent on the Euclidean norm of the coefficient vector. The *ridge regularized least*

squares (RLS) estimator is therefore defined as

$$\hat{\boldsymbol{\beta}}^R(\Lambda) := \arg \min_{\boldsymbol{\beta}} \|\mathbf{y} - (Z' \otimes I_K)\boldsymbol{\beta}\|^2 + \lambda \|\boldsymbol{\beta}\|^2$$

where  $\lambda > 0$  is the regularization coefficient or regularizer. When  $\lambda \|\boldsymbol{\beta}\|^2$  is replaced with quadratic form  $\boldsymbol{\beta}'\Lambda\boldsymbol{\beta}$  for a positive definite matrix  $\Lambda$  the above is often termed Tikhonov regularization. Tikhonov regularization allows for more flexible regularization schemes. To avoid confusion, I shall refer to it too as "ridge", since  $\Lambda$  will always assumed to be diagonal.

By solving the normal equations, the RLS estimator with regularization matrix  $\Lambda$  ( $K^2p \times K^2p$ ) is proven to be

$$\hat{\boldsymbol{\beta}}^R(\Lambda) = (ZZ' \otimes I_K + \Lambda)^{-1}(Z \otimes I_K)\mathbf{y} \quad (1)$$

Here and for the remainder of the paper I shall assume that  $\Lambda$  is not rescaled by  $T$  in the regression equations. When a centering vector  $\boldsymbol{\beta}_0 \neq 0$  is additionally considered in the penalty term given by  $(\boldsymbol{\beta} - \boldsymbol{\beta}_0)'\Lambda(\boldsymbol{\beta} - \boldsymbol{\beta}_0)$ , the RLS estimator becomes

$$\hat{\boldsymbol{\beta}}^R(\Lambda, \boldsymbol{\beta}_0) = (ZZ' \otimes I_K + \Lambda)^{-1}((Z \otimes I_K)\mathbf{y} + \Lambda\boldsymbol{\beta}_0) \quad (2)$$

Finally,  $\hat{B}_{de}^R(\Lambda, \boldsymbol{\beta}_0)$  is the *de-vectorized* coefficient estimator obtained from reshaping  $\hat{\boldsymbol{\beta}}^R(\Lambda, \boldsymbol{\beta}_0)$ .<sup>1</sup> The *matrix* RLS estimator is indicated with  $\hat{B}^R(\Lambda_{Kp}, B_0)$ , where  $\Lambda_{Kp} = \text{diag}\{\lambda_1, \dots, \lambda_{Kp}\}$ . The distinction is useful because the vectorized and matrix RLS estimators in general need not coincide (for a formal discussion see Supplementary Appendix A.2).

To study the estimator  $\hat{\boldsymbol{\beta}}^R(\Lambda)$  and its siblings I will make a number of standard assumptions on the process  $y_t$ . Let the cross-sectional dimension  $K$  be fixed.<sup>2</sup>

**Assumption A.**  $\{u_t\}_{t=1}^T$  is a sequence of i.i.d. random variables with  $\mathbb{E}[u_{it}] = 0$ , covariance  $\mathbb{E}[u_t u_t'] = \Sigma_u$  nonsingular positive definite and  $\mathbb{E}|u_{it}u_{jt}u_{mt}u_{nt}| \leq \kappa_4 < \infty$   $i, j, m, n = 1, \dots, K$ .

An i.i.d. noise assumption is standard and allows to prove the main asymptotic results with standard theoretical devices. Assuming  $u_t$  is white noise or assuming  $y_t$  respects strong mixing conditions (Davidson, 1994) would require more careful consideration in asymptotic arguments, see e.g. Boubacar Mainassara and Francq (2011). It would significantly complicate proofs, especially those related to sieve estimation. Further, it is well known from Andrews (1984, 1985) that strong mixing is not as radical a departure from independence as one would often perceive. Therefore, I consider the use of more general dependence assumptions beyond the scope of the following discussion.

<sup>1</sup>Supplementary Appendix A.1 gives the detailed derivations of these estimators.

<sup>2</sup>The generalization of  $y_t$  to a process of increasing dimension is very much of interest, although I do not discuss it here. Such case is more pertinent to the uses of ridge where the number of regressors grows together with sample size, and where regularization is a necessity. High-dimensional setups are common in iid setups, but are becoming more prevalent in time series analysis, too. See for example Basu and Michailidis (2015), and more recently Krampe et al. (2020) for impulse response inference.

**Assumption B.** There exists  $\rho > 1$  such that  $\det(I_K - \sum_{i=1}^p A_i z^i) \neq 0 \forall z \in \mathbb{C}, |z| \leq \rho$ .

The process  $y_t$  is assumed to be strictly stable. A number of highly interesting situations do not satisfy this assumption, the most significant ones being unit roots, cointegrated VARs, and local-to-unity settings. The analysis of unit roots in VAR models is a key area of interest, because macroeconomic time series are well known to exhibit high persistence (Kilian and Lütkepohl, 2017). As I argue below, the ridge estimator naturally produces shrinkage. Hence, the well-known issues of small sample bias in VAR estimation (Hamilton, 1994) may be exacerbated. In particular, one may fear that, by adding a penalty, ridge estimates of highly persistent processes are even less reliable than those of LS/ML estimators. Incorrect identification of unit roots does not invalidate the use of LS or Maximum Likelihood estimators (Phillips, 1988, Park and Phillips, 1988, 1989, Sims et al., 1990), however inference could be significantly impacted as a result (Pesavento and Rossi, 2006, Mikusheva, 2007, 2012). Assumption B guarantees that  $y_t$  has no unit roots and, thus, ridge shrinkage is not effecting their identification and estimation.

**Assumption C.** There exist  $0 < m \leq M < \infty$  such that

$$m \leq \omega_{\min}(\Gamma) \leq \omega_{\max}(\Gamma) \leq M$$

where  $\Gamma \equiv \Gamma(0)$  is the autocovariance matrix of  $y_t$  and  $\omega_{\min}(\Gamma)$ ,  $\omega_{\max}(\Gamma)$  are its smallest and largest eigenvalues, respectively.

The assumption of a positive definite autocovariance matrix is standard in the literature regarding penalized estimation and does not impose significant additional constraints on the process  $y_t$ , cf. Assumption A. It is sufficient to ensure that for large enough  $T$  the plug-in sample autocovariance estimator is invertible even under vanishing  $\Lambda$ .

**Assumption D.** The regularization matrix  $\Lambda$  satisfies one of:

- (i)  $\sqrt{T}^{-1} \Lambda \xrightarrow{p} 0$
- (ii)  $\sqrt{T}^{-1} \Lambda \xrightarrow{p} \Lambda_0$ , where  $\Lambda_0$  is positive definite.
- (iii)  $T^{-1} \Lambda \xrightarrow{p} 0$
- (iv)  $T^{-1} \Lambda \xrightarrow{p} \bar{\Lambda}_0$ , where  $\bar{\Lambda}_0$  is non-negative definite.

The options in Assumption D establish a number of rates at which the regularizer  $\Lambda$  can grow with the sample size. As I show below, such conditions are required for the penalty term not to overwhelm either Law of Large Number or Central Limit Theorem asymptotic rates, which

would otherwise lead to singular (zero) estimates. The seminal paper [Fu and Knight \(2000\)](#) proves that Assumption D.(ii) is sufficient to produce a conventional, albeit generally complex, CLT results for the class of shrinkage estimators induced via norm penalty. This includes the ridge estimator, which is shown to have an asymptotically nonpivotal normal distribution, as its mean depends on the unknown model parameters. Under the more conservative assumption (i), this weakness is resolved. The main conclusion I derive in this paper is that these results carry over to the time series context.

### 3 Ridge Shrinkage

In the field of regularized estimation, it is well-known that ridge regularization produces shrinkage: this is in fact built-in into the ridge penalty. The upshot of shrinkage is the bias-variance trade-off, which can often be a desirable exchange to make. This is particularly true when estimating a linear system with a large number of variables (relative to sample size) or when a regression is ill-conditioned.<sup>3</sup>

#### 3.1 Isotropic Penalty

The most common way to perform a ridge regression is through *isotropic* regularization, that is  $\Lambda = \lambda I$  for scalar  $\lambda > 0$ . Isotropic ridge has been intensely studied and since its introduction a number of notable theoretical results have been derived, see for example the comprehensive review of [Hastie \(2020\)](#). In regards to shrinkage, an isotropic ridge penalty can be readily studied.

**Lemma 1.** *Let  $Z \in \mathbb{R}^{M \times T}$ ,  $\mathbf{y} \in \mathbb{R}^T$  for  $T > M$  be regression matrices. For  $\lambda_1 > \lambda_2 > 0$  and isotropic RLS estimator  $\hat{\beta}^R(\lambda) := (ZZ' + \lambda I_M)^{-1}Z\mathbf{y}$  it holds*

$$\|\hat{\beta}^R(\lambda_1)\| < \|\hat{\beta}^R(\lambda_2)\|$$

*Proof.* Let  $Z = UDV'$  where  $U$  is  $M \times M$  orthogonal,  $D$  is  $M \times T$  diagonal and  $V$  is  $T \times T$  orthogonal be the full singular-value decomposition (SVD). Write

$$\begin{aligned} \hat{\beta}^R(\lambda_1) &= V(D'D + \lambda_1 I_M)^{-1}D'U'\mathbf{y} \\ &= V(D'D + \lambda_1 I_M)^{-1}(D'D + \lambda_2 I_M)(D'D + \lambda_2 I_M)^{-1}D'U'\mathbf{y} \\ &= \left[ V(D'D + \lambda_1 I_M)^{-1}(D'D + \lambda_2 I_M)V' \right] \hat{\beta}^R(\lambda_2) \end{aligned}$$

Noting that  $D'D = \text{diag}\{\sigma_j^2\}$ , the term within brackets can be written as  $V \cdot \text{diag}\{(\sigma_j^2 + \lambda_2)/(\sigma_j^2 + \lambda_1)\} \cdot V'$ . Since the spectral norm is unitary invariant and  $\lambda_1 > \lambda_2$ , it follows  $\|V(D'D + \lambda_1 I_M)^{-1}(D'D + \lambda_2 I_M)V'\| = \|\text{diag}\{(\sigma_j^2 + \lambda_2)/(\sigma_j^2 + \lambda_1)\}\| < 1$ .

---

<sup>3</sup>Numerical conditioning was in fact the original rationale behind the introduction of ridge regularization by [Hoerl and Kennard \(1970\)](#). In this paper I will, however, consider regularization in light of the bias-variance trade-off and its implications.

By the sub-multiplicative property

$$\|\hat{\beta}^R(\lambda_1)\| \leq \|V(D'D + \lambda_1 I_M)^{-1}(D'D + \lambda_2 I_M)V'\| \cdot \|\hat{\beta}^R(\lambda_2)\| < \|\hat{\beta}^R(\lambda_2)\|$$

□

Lemma 1 and its proof expose the main ingredients of ridge regression. From the SVD of  $Z$  used above, it is clear that ridge regularization acts uniformly along the orthogonal directions that are the columns of  $V$ . The improvement in conditioning of the inverse comes from all diagonal factors  $[(D'D + \lambda_1 I_M)^{-1}D']_j = \sigma_j/(\sigma_j^2 + \lambda)$  being well-defined even when  $\sigma_j = 0$  (as is the case in collinear systems). However, directly applying isotropic ridge to vector autoregressive models seems insufficient.

In macroeconomic modeling, forecasting and inference applications oftentimes call for VARs with many lags. Depending on the context,  $p = 12, 16$  or even  $24$  lags might be required to capture long-term interactions (Kilian and Lütkepohl, 2017). Critically, the number of autoregressive parameters involved grows quadratically with lag length. Therefore, with textbook LS estimators it might be infeasible to estimate models involving more than a handful of lags. The development of information criteria (AIC, BIC) which control model complexity is in part motivated by this shortcoming. On the one hand, ridge regularization is a potential solution to both feasibility and efficiency concerns. On the other hand, isotropic ridge disregards the lag structure of VAR models. Deep lag coefficients are penalized as much as ones attached to early lags. In practice, fitted autoregressive models show decay in the absolute size of coefficients over lags. It is therefore desirable to choose a more general ridge penalty that can accommodate lag decay.

### 3.2 Lag-Adapted Penalty

I will now consider a different form for  $\Lambda$  that is of interest when applying ridge specifically to a VAR model. The *lag-adapted* ridge penalty matrix is

$$\Lambda^\ell = \text{diag}\{\lambda_1, \dots, \lambda_p\} \otimes I_{K^2}$$

where each  $\lambda_i$  implies a different penalty for the elements of each coefficient matrix  $A_i$ ,  $i = 1, \dots, p$ . The family of lag-adapted matrices  $\mathcal{F}^\ell = \{\text{diag}\{\lambda_1, \dots, \lambda_p\} \otimes I_{K^2} \mid \lambda_i \in \mathbb{R}^+\}$  allows to impose a ridge penalty that is coherent with the lag dimension of an autoregressive model.

**Proposition 1.** *For a subset  $\mathcal{S} \subseteq \{1, \dots, p\}$  of cardinality  $s = |\mathcal{S}|$ , for  $\Lambda^\ell \in \mathcal{F}^\ell$  define  $\hat{\beta}^R(\Lambda^\ell)_{[\mathcal{S}]}$  as the vector of  $sK^2$  coefficient estimates located at indexes  $1 + K^2(j - 1), \dots, K^2j$  for  $j \in \mathcal{S}$  (where  $j, \mathcal{S}$  are ordered without loss of generality).*

- (i) *If  $\lambda_1 \leq \lambda_2$ , then  $\|\hat{\beta}^R(\lambda_2 \otimes I_{K^2p})_{[\mathcal{U}]}\| \leq \|\hat{\beta}^R(\lambda_1 \otimes I_{K^2p})_{[\mathcal{U}]}\|$  for any  $\mathcal{U} \subset \{1, \dots, K^2p\}$ . The inequality is strict when  $\lambda_1 < \lambda_2$ .*



(ii) Let  $\hat{\beta}^{LS}(\mathcal{S})$  be the least squares estimator of the autoregressive model with only the lags indexed by  $\mathcal{S}$  included and  $\mathcal{S}^c = \{1, \dots, p\} \setminus \mathcal{S}$ . Then

$$\lim_{\substack{\Lambda_{[\mathcal{S}]}^\ell \rightarrow 0 \\ \Lambda_{[\mathcal{S}^c]}^\ell \rightarrow \infty}} \hat{\beta}^R(\Lambda^\ell) = \hat{\beta}^{LS}(\mathcal{S})$$

*Proof.* See Appendix 9.1.

Proposition 1 shows that the limiting geometry of a lag-adapted ridge estimator is indeed identical to that of a least squares regression run on the subset specified by  $\mathcal{S}$ . By controlling the size of coefficients  $\{\lambda_1, \dots, \lambda_p\}$  it is therefore possible to obtain pseudo-model-selection.

How does lag-adapted ridge regularization effect estimated coefficients? The shrinkage behavior of lag-adapted ridge in the multivariate context is hard to quantify theoretically. Because ridge operates along the principal components, there is no immediate relationship between a specific subset of estimated coefficients and a diagonal block of  $\Lambda^\ell$ . For autoregressive modeling, two effects are of interest: the shrinkage of coefficient matrices  $A_i$  relative to the choice of  $\lambda_i$ ; the impact of shrinkage on model stationarity. The first generally influences impulse response functions, as shrinkage on early lags implies smaller short-term responses of variables to shocks. The second is important for inference, as it can potentially invalidate asymptotic approximations (either by underestimating near-unit-roots or by introducing them through bias).

To evaluate these effects, I consider a simple VAR(2) model

$$y_t = A_1 y_{t-1} + A_2 y_{t-2} + u_t, \quad u_t \text{ i.i.d. } \mathcal{N}(0, \Sigma_u)$$

where

$$A_1 = \begin{bmatrix} 0.8 & 0.1 \\ -0.1 & 0.7 \end{bmatrix}, \quad A_2 = \begin{bmatrix} 0.1 & -0.2 \\ -0.1 & 0.1 \end{bmatrix}, \quad \Sigma_u = \begin{bmatrix} 0.3 & 0 \\ 0 & 5 \end{bmatrix}$$

A sample of length  $T = 200$  is drawn, demeaned and used to estimate coefficients  $A_1$  and  $A_2$ . I fit a VAR(2) model using a lag-adapted ridge estimator  $\hat{B}^R(\Lambda^\ell) = [\hat{A}_1^R(\Lambda^\ell), \hat{A}_2^R(\Lambda^\ell)]$  where  $\Lambda^\ell = \text{diag}\{[\lambda_1, \lambda_2]\} \otimes I_2$ .

**SHRINKAGE.** To study shrinkage, I consider the restricted case of  $\lambda_1 \in [10^{-2}, 10^6]$  and  $\lambda_2 = 0$ . The ridge estimator is computed for varying  $\lambda_1$  over a logarithmically spaced grid. Figure 1a shows that  $\|\hat{B}^R(\Lambda^\ell)\|_F \approx \|\hat{B}^{LS}\|_F$  for  $\lambda_1 \approx 0$ , but as penalty increases  $\|\hat{A}_1^R(\Lambda^\ell)\|_F$  decreases while  $\|\hat{A}_2^R(\Lambda^\ell)\|_F$  grows. The resulting behavior of  $\|\hat{B}^R(\Lambda^\ell)\|_F$  is non-monotonic in  $\lambda_1$ , although indeed  $\|\hat{B}^R(\Lambda^\ell)\|_F < \|\hat{B}^{LS}\|_F$  in the limit  $\lambda_1 \rightarrow \infty$ . This effect is due to the model selection properties of lag-adapted ridge, and the resulting omitted variable bias. Therefore in practice it is not generally true that non-isotropic ridge induces monotonic shrinkage in norm.

**STATIONARITY.** To study stationarity, I repeat the previous simulation, this time with  $\lambda_1, \lambda_2 \in [10^{-2}, 10^4]$ . The grid is logarithmic with 150 points. After estimation, and for all combinations  $(\lambda_1, \lambda_2)$ , the largest eigenvalue  $\omega_1(\hat{B}^R)$  of the companion matrix of  $\hat{B}^R(\Lambda^\ell)$  is computed.

Note that if  $|\omega_1(\hat{B})| < 1$  then the estimated VAR(2) is stationary (Lütkepohl, 2005). Figure 1b presents the level sets for the surface of maximal eigenvalue moduli, and for comparison  $|\omega_1(\hat{B}^{LS})|$  is shown at the origin.<sup>4</sup> While along the main diagonal there is a clear decrease in  $|\omega_1(\hat{B})|$  as isotropic penalization increases, when  $\lambda_1$  is large and  $\lambda_2 \ll 1$  (or vice versa) the maximal eigenvalue increases instead. This suggests that lag-adapted penalties sufficiently different from isotropic ridge can produce more persistent autoregressive estimates compared to least squares regression.

### 3.3 Shrinkage Bias

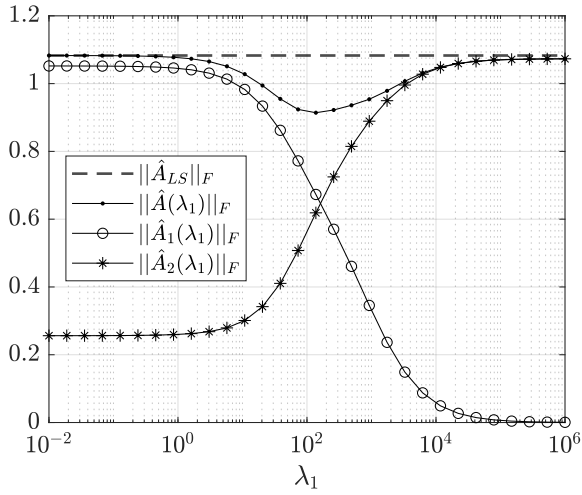
A well-known issue in autoregressive modeling is the small sample bias of the least squares VAR estimator. Bias pushes estimates downward in univariate models (Marriott and Pope, 1954), but becomes significantly more complex to grasp in multivariate settings (Nicholls and Pope, 1988, Pope, 1990, Engsted and Pedersen, 2014). Bias correction procedures are often recommended to mitigate the problem, as it can have a substantial impact on structural macroeconomic analyses (Kilian and Lütkepohl, 2017). Impulse responses are particularly susceptible to bias as they are highly nonlinear functions of the autoregressive coefficients.

Since ridge bias is hard to study theoretically, I reuse the same simulation context of Figure 1b to give some quantitative evidence of its behavior. Figure 1c presents a level plot of sup-norm ridge bias  $\|\hat{B}^R(\Lambda^\ell) - B\|_\infty$  given multiple combinations of  $\lambda_1$  and  $\lambda_2$ . While there can be gains compared to least squares estimator  $\hat{B}^{LS}$ , they are modest. Moreover, level curves of the bias surface show that gains concentrate in a very thin region of the parameter space. Consequently, in practice any (data-driven) ridge penalty selection criterion is unlikely to yield bias improvement over least squares. This is bound to be more true in larger models and under small sample sizes.

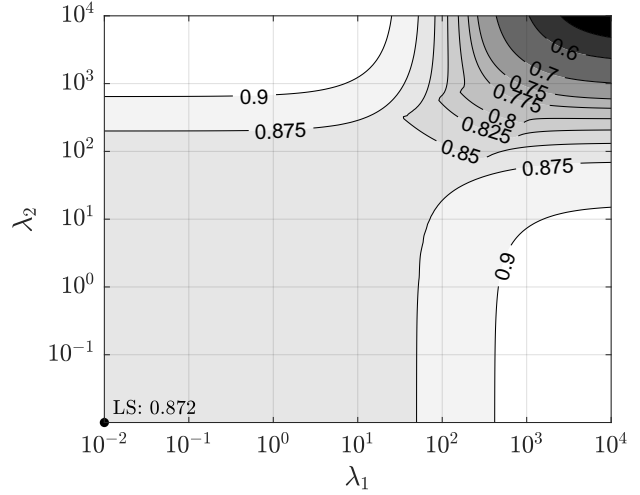
Since ridge regression induces bias by construction, in finite samples – under the assumption that  $\Lambda$  is kept fixed – a bias correction procedure like the bootstrap-in-bootstrap of Kilian (1998), even if valid, might be of little use. When evaluating the role of bias in ridge regression, the aim is to exploit its trade-off with variance. One hopes that by exchanging the bias of a least squares regression with bias from ridge regularization one can gain something at the inference stage. This exchange is not a free-lunch, however. For example, Pratt (1961) showed that it is not possible to produce a test (equivalently, a CI procedure) which is valid uniformly over the parameter space and yields meaningfully smaller confidence intervals than any other valid method. In this sense, if  $\Lambda$  is chosen before ridge estimation (or as if before, e.g. with some data-driven method) there is no guarantee that shrinkage is favorable in terms of inference.

---

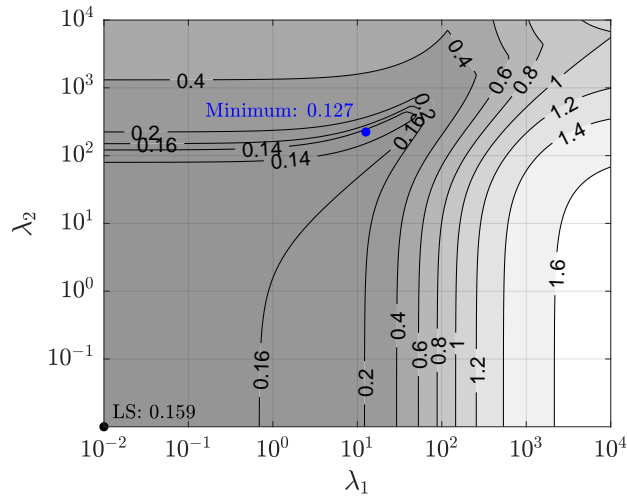
<sup>4</sup>Note that if  $\Lambda^\ell \approx 0$  then by continuity of eigenvalues it follows that  $|\omega_1(\hat{B}^R)| \approx |\omega_1(\hat{B}^{LS})|$ , see Supplementary Appendix A.3.



(a) Coefficient shrinkage.



(b) Modulus of maximum eigenvalue.



(c) Coefficient bias.

Figure 1

## 4 Frequentist and Bayesian Ridge

While ridge regression has largely been sidelined in frequentist time series analysis, the most commonly used Bayesian VAR (BVAR) models have a clear connection to ridge in terms of the posterior mean of autoregressive coefficients.<sup>5</sup> This is well-known, and one could justify the need to develop a theory of ridge-penalized VAR estimators simply as a frequentist perspective on a notable Bayesian procedure. I attempt to bridge these two viewpoints by considering important BVAR modeling paradigms.

### 4.1 The Minnesota-Litterman Prior

In Bayesian time series modeling, the so-called Minnesota or Litterman prior has found extensive success (Litterman, 1986). For stationary processes which one believes have reasonably small dependence, a zero-mean normal prior can be put on the VAR parameters, with non-zero prior variance. Assuming that the covariance matrix of errors  $\Sigma_u$  is known, the Minnesota-Litterman has posterior mean

$$\bar{\boldsymbol{\beta}} \mid \Sigma_u = \left[ \mathbf{V}_\beta^{-1} + (ZZ' \otimes \Sigma_u^{-1}) \right]^{-1} (Z \otimes \Sigma_u^{-1}) \mathbf{y} \quad (3)$$

where  $\mathbf{V}_\beta \succ 0$  is the prior covariance matrix (Lütkepohl, 2005). It is common to let  $\mathbf{V}_\beta$  be diagonal, and often the entries follow a simple pattern which depends on lag, individual components variances and prior hyperparameters. For example, Bańbura et al. (2010) suggest the following structure for the diagonal

$$v_{i,jk} = \begin{cases} \frac{\lambda^2}{i^2} & j = k \\ \theta \frac{\lambda^2}{i^2} \frac{\sigma_j^2}{\sigma_k^2} & j \neq k \end{cases} \quad (4)$$

where  $v_{i,jk}$  is the prior variance for coefficients  $(A_i)_{jk}$ ,  $i = 1, \dots, p$ ,  $\sigma_j$  is the  $j$ -th diagonal element of  $\Sigma_u$ ,  $\theta \in (0, 1)$  specifies beliefs on the explanatory importance of own lags relative to other variables and  $\lambda \in [0, \infty]$  controls the overall tightness of the prior. Complementary to ridge, the extreme  $\lambda = 0$  yields degenerate priors and  $\bar{\boldsymbol{\beta}} = 0$ , while for  $\lambda = \infty$  the posterior mean reduces to OLS estimate  $\hat{\boldsymbol{\beta}}^{LS}$ . De Mol et al. (2008) formally developed the idea that coefficients at deeper lags should be coupled with more penalizing priors, and factor  $1/i^2$  in the prior of Bańbura et al. (2010) induces parametric shrinkage accordingly.

Equation (3) demonstrates that the Minnesota posterior mean is equivalent to a ridge procedure, although it is not identical to  $\hat{\boldsymbol{\beta}}^R$ . When constructing a ridge estimator, one can either start from an OLS or a GLS formulation of the regression problem. Without the ridge penalty, it is straightforward to show that the two resulting estimators coincide. This is not the

---

<sup>5</sup>The idea of ridge regularization for AR estimation goes at least as far back as Hamilton (1994), but was not developed further in terms of inference. There are however, many papers focused on applying ridge in forecasting problems, see for example the recent work of Babii et al. (2020), Medeiros et al. (2021).

case when adding a ridge penalty. If one begins with an OLS regression, the ridge estimator will be  $\hat{\beta}^R$ . Regularizing a GLS regression will instead give rise to

$$\hat{\beta}^{RGLS}(\Lambda) := \left[ \Lambda + (ZZ' \otimes \Sigma_u^{-1}) \right]^{-1} (Z \otimes \Sigma_u^{-1})\mathbf{y} \quad (5)$$

Equations (5) and (3) are identical given the appropriate choice of  $\Lambda$ .

## 4.2 Hierarchical Priors

Recent developments in Bayesian vector autoregressions exploit more sophisticated priors. [Giannone et al. \(2015\)](#) study an advanced BVAR model by setting up hierarchical priors which entail not only model parameters but also hyperparameters. They choose

$$\begin{aligned} \Sigma_u &\sim IW(\Psi, d) \\ \beta | \Sigma_u &\sim \mathcal{N}(b, \Sigma_u \otimes \Omega\xi) \end{aligned}$$

for hyperparameters  $b$ ,  $\Omega$ ,  $\xi$ ,  $\Psi$  and  $d$ ;  $IW(\cdot)$  is the Inverse-Wishart distribution. In particular, the scalar  $\xi$  controls prior tightness. The resulting posterior mean of the transposed coefficient matrix  $B'$  can be written as

$$\bar{B}' = \left( (\Omega\xi)^{-1} + ZZ' \right)^{-1} (ZY + (\Omega\xi)^{-1}\mathbf{B}) \quad (6)$$

where  $\mathbf{B}$  is the de-vectorized prior mean,  $\text{vec}(\mathbf{B}) = b$ .

The innovation in this approach is two-fold. The introduction of a hierarchical prior leaves space to add informative hyperpriors on the model hyperparameters, allowing for a more flexible fit. Additionally, removing the zero centering constraint from the prior on  $\beta$  can improve estimation.<sup>6</sup> In fact, [Giannone et al. \(2015\)](#) show that even if hyperparameter priors are relatively flat and uninformative, their approach yields substantial improvements in forecasting exercises. Of notice is that equation (6) ultimately boils down to the centered ridge estimator c.f. (2).

## 4.3 Takeaways

It is clear that Bayesian counterparts of ridge regression impose structure in a way that is markedly different from isotropic ridge. In (4), assuming  $\sigma_j^2 = \sigma_k^2$  for all  $j, k = 1, \dots, K$  and setting hyperparameter  $\theta = 1$ , the resulting  $\mathbf{V}_\beta$  has a lag-adapted structure with quadratic decay in lag order. Thus, in the sense of the Minnesota prior, lag-adapted ridge is the simplest diagonal ridge penalty one can impose that can accommodate an autoregressive model. From

---

<sup>6</sup>Most economic time series show a high degree of correlation and temporal dependence, therefore  $b = 0$  as in the stationary Minnesota prior is arguably inadequate. Conversely, choosing  $b$  to parametrize univariate random walks ([Doan et al., 1984](#), [Litterman, 1986](#)) reflects a strong – and often unreasonable – prior favoring a single lag model.

(6), one also gathers that non-zero centering has an important role to play in determining the efficacy of ridge in applications.

The choice between  $\hat{\beta}^R$  and  $\hat{\beta}^{RGLS}$  is not trivial. One can read  $\hat{\beta}^R$  as applying a penalty that is already rotated in the direction of the covariance matrix while, on the other hands, if  $\Lambda$  is diagonal, GLS ridge assumes that such rotation is part of the structure of penalty  $\Lambda$ . The practical use of  $\hat{\beta}^{RGLS}$  is naturally complicated by the necessity to estimate  $\Sigma_u$  as a preliminary step. Fortunately, this can be done even without regularization: the plug-in least squares residual variance estimator  $\hat{\Sigma}_T^{LS}$  has  $K(K+1)/2$  parameters, independently of the number of lags.

While I develop the asymptotic results for  $\hat{\beta}^R$  assuming a centering parameter  $\underline{\beta}_0 \neq 0$  in general, I do not directly study  $\hat{\beta}^{RGLS}$ . The generalization to GLS ridge employing  $\hat{\Sigma}_T^{LS}$  should follow from straightforward, although tedious, arguments. Therefore, I only give evidence regarding the application  $\hat{\beta}^{RGLS}$  in terms of its pointwise impulse response estimation mean-squared error. To compensate, the BVAR methods of both [Bańbura et al. \(2010\)](#) and [Giannone et al. \(2015\)](#) are included as alternative comparison terms in Monte Carlo simulations pertaining inference.

## 5 Ridge with Local Projections Shrinkage

So far I have treated ridge regularized VAR estimation in a neutral way with respect to its use. All estimators mentioned above can be applied to both forecasting and inference. If, however, the specific purpose is impulse response inference, then a more tailored procedure can be obtained by combining ridge with local projections.

Originally developed by [Jordà \(2005\)](#), local projections (LP) are now regularly used in macroeconometrics and are a topic of current theoretical research, see for example [Kilian and Kim \(2011\)](#), [Barnichon and Brownlees \(2019\)](#), [Olea and Plagborg-Møller \(2020\)](#). Because LP estimate impulse responses by projecting observations onto past lags (with additional controls included) they are more flexible than VAR models. Unfortunately, because residuals are auto-correlated, a critical detail in local projection inference is choosing a valid variance estimator. Newey-West standard errors are usually the go-to choice. Alternative procedures have been suggested ([Müller, 2014](#)), but in practice the choice is not trivial even though some guiding principles exist ([Lazarus et al., 2018](#)).

In this section, I propose a simple "middle-ground" between VAR and LP impulse response estimation methods. Let  $\Phi_1, \Phi_2, \dots, \Phi_H$  be the  $K \times K$  MA coefficient matrices for multivariate

time series  $y_t$ , so that the response on impact of  $y_t$  to shocks is  $\Phi_0 \equiv I_K$ . Define

$$\Phi^- := \begin{bmatrix} -\Phi_1 & -\Phi_2 & \cdots & -\Phi_{H-1} & -\Phi_H \\ I_K & 0 & \cdots & 0 & 0 \\ 0 & I_K & \cdots & 0 & 0 \\ \vdots & \vdots & \ddots & \vdots & \vdots \\ 0 & 0 & \cdots & I_K & 0 \end{bmatrix}$$

Recall that, letting  $\mathbf{B}$  be the companion matrix of  $[B, 0_{K \times K \max(p,H)}]$ ,  $\mathbf{B}^H$  will have  $\Phi_H, \Phi_{H-1}, \dots, \Phi_1$  at its first  $K$  columns (stacked vertically). It is simple matrix algebra to show that  $-(\Phi^-)^H$  has at its first  $K$  columns the VAR( $H$ ) parameter matrices which are uniquely identified by the impulse response coefficients.<sup>7</sup> If  $\hat{\Phi}_1^{LP}, \hat{\Phi}_2^{LP}, \dots, \hat{\Phi}_H^{LP}$  are the local projection IR estimates, one can easily compute  $(\hat{\Phi}_{LP}^-)^H$  and extract the VAR model  $\hat{B}^{LP} = [\hat{A}_1^{LP}, \dots, \hat{A}_H^{LP}]$  which maps one-to-one to the non-structural LP up until lag  $H$ . Local projections  $\hat{\Phi}_{H+1}^{LP}, \hat{\Phi}_{H+2}^{LP}, \dots$  need not coincide with the recursive VAR impulse responses implied by  $\hat{B}^{LP}$  for horizons greater than  $H$ . Given that, with respect to impulse response functions, VARs and LPs indeed estimate the same underlying population quantity (Plagborg-Møller and Wolf, 2021), the idea behind the RLP estimator is theoretically justified.

It is now immediate to define the *ridge penalized local projection centered* (RLP) estimator following (2):

$$\hat{\beta}^{RLP}(\Lambda) := (ZZ' \otimes I_K + \Lambda)^{-1}((Z \otimes I_K)\mathbf{y} + \Lambda \hat{\beta}^{LP}) \quad (7)$$

where  $\hat{\beta}^{LP} = \text{vec}(\hat{B}^{LP})$ . By construction  $\hat{\beta}^{RLP}(\Lambda)$  smoothly interpolates between LS estimated ( $\Lambda \rightarrow 0$ ) and LP extracted ( $\Lambda \rightarrow \infty$ ) VAR coefficients. Depending on the choice of  $\Lambda$ , the behavior of  $\hat{\beta}^{RLP}$  can be more sophisticated, shrinking some lags more than others.

While I do not study the RLP estimator in the simulations below, its asymptotic properties can be studied within the framework outlined in Section 6. I do not explore here the question of whether the RLP approach is fruitful in practice, but the reverse concept has already been studied in Miranda-Agrippino and Ricco (2021), who develop a Bayesian formulation of local projections and exploit VAR impulse responses to inform coefficient priors.

## 6 Asymptotic Theory

In this section I state the main asymptotic results for the RLS estimator  $\hat{\beta}^R(\Lambda, \beta_0)$  with general regularization matrix  $\Lambda$ . I shall allow  $\Lambda$  and non-zero centering coefficient  $\beta_0$  to be, under appropriate assumptions, random variables dependent on sample size  $T$ . In particular,  $\beta_0$  may be a consistent estimator of  $\beta$ .

---

<sup>7</sup>For a formal proof, see Supplementary Appendix B.

## 6.1 Standard Asymptotics

**Theorem 1.** Let  $\hat{\beta}^R(\Lambda, \beta_0)$  be the centered RLS estimator as in (2). Define  $\hat{\Gamma}_T = T^{-1}ZZ'$ , the residuals  $\hat{U} = Y - \hat{B}_{de}^R Z$  and

$$\hat{\Sigma}_T^R = T^{-1}\hat{U}\hat{U}'$$

Under Assumptions A-C, Assumption D.(ii), and assuming  $\beta_0 \xrightarrow{p} \underline{\beta}_0$ ,

- (a)  $\hat{\Gamma}_T \xrightarrow{p} \Gamma$
- (b)  $\hat{\beta}^R(\Lambda, \beta_0) \xrightarrow{p} \beta$
- (c)  $\hat{\Sigma}_T^R \xrightarrow{p} \Sigma_u$
- (d)  $\sqrt{T}(\hat{\beta}^R(\Lambda, \beta_0) - \beta) \xrightarrow{d} \mathcal{N}(\Gamma^{-1}\Lambda_0(\underline{\beta}_0 - \beta), \Gamma^{-1} \otimes \Sigma_u)$

*Proof.* See Section 9.2.

Theorem 1 considers the most general case, and, as previously mentioned, gives the asymptotic distribution of  $\hat{\beta}^R$  under rather weak conditions for the regularizer  $\Lambda$ . The resulting normal limit distribution is clearly dependent on the unknown model parameters  $\beta$ , complicating inference. It is however possible, under strengthened assumptions for  $\Lambda$  or  $\beta_0$ , that  $\hat{\beta}^R$  have a zero-centered Gaussian limit distribution.

**Theorem 2.** In the setting of Theorem 1, consider the following alternative assumptions:

- (1) Replace Assumption D.(ii) with Assumption D.(i).
- (2) Replace Assumption D.(ii) with Assumption D.(iii), assume that  $\beta_0 \xrightarrow{p} \beta$  and  $\sqrt{T}^{-1}(\beta_0 - \beta) = O_p(1)$ .

Then, results (a)-(c) hold and

$$(d') \quad \sqrt{T}(\hat{\beta}^R(\Lambda, \beta_0) - \beta) \xrightarrow{d} \mathcal{N}(0, \Gamma^{-1} \otimes \Sigma_u)$$

*Proof.* See Section 9.2.

The following corollary is immediate.

**Corollary 1.** Let  $\hat{\beta}_0$  be a consistent and asymptotically normal estimator of  $\beta$ . Then, under assumptions (1) or (2) of Theorem 2 results (a)-(d') hold.

## 6.2 Asymptotic Shrinkage

Theorems 1 and 2 portray the ridge VAR estimator in a somewhat unfair light, because they result in asymptotic distributions that show no bias-variance trade-off. In this sense, they can be disappointing: it would seem that ridge shrinkage yields no asymptotically smaller variance



than least squares in the limit. This was already highlighted by [Fu and Knight \(2000\)](#). Of course, when these results are applied in finite samples, shrinkage has an effect on  $\Gamma^{-1} \otimes \Sigma_u$  because  $\hat{\Sigma}_T^R$  are used to estimate the error term variance matrix.

To better understand why ridge penalization can be valuable in practice, one should therefore consider the situation wherein a number of VAR coefficients are small (but not necessarily zero). Formally, for some  $0 < n \leq p$  let  $\beta = (\beta'_1, \beta'_2)'$  where  $\beta_1 \in \mathbb{R}^{K^2(p-n)}$  and  $\beta_2 \in \mathbb{R}^{K^2n}$ , and assume that  $\beta_2 \propto T^{-(1/2+\delta)} \mathbf{b}_2$  for  $\delta > 0$ .<sup>8</sup> This situation arises, for example, when one considers a VAR( $\infty$ ) process produced by inverting a VARMA( $p, q$ ) of finite orders: for  $i \gg p$  coefficient matrices  $A_i$  show geometric decay.

In this context it is desirable to penalize  $\beta_1$  and  $\beta_2$  differently when constructing the ridge penalty. Let  $\Lambda = \text{diag}\{(L'_1, L'_2)'\} \otimes I_K$  where  $L_1 \in \mathbb{R}_+^{K^2(p-n)}$  and  $L_2 \in \mathbb{R}_+^{K^2n}$ . Assume that  $\sqrt{T}^{-1}L_1 \xrightarrow{p} 0$  and  $T^{-1}L_2 \xrightarrow{p} \bar{L}_2$  as  $T \rightarrow \infty$ . In particular,

$$\frac{\Lambda}{T} = \begin{bmatrix} T^{-1}L_1 & 0 \\ 0 & T^{-1}L_2 \end{bmatrix} \otimes I_K \xrightarrow{p} \begin{bmatrix} 0 & 0 \\ 0 & \bar{L}_2 \end{bmatrix} \otimes I_K = \bar{\Lambda}_{1:2} \otimes I_K, \quad \bar{L}_2 \succ 0 \quad (8)$$

Because coefficients in  $\beta_2$  are small, it is feasible to penalize them in a manner that is *not* asymptotically negligible. This reduces to exploiting additional information on the importance of a subset of  $\beta$  to improve on the estimation efficiency of  $\hat{\beta}^R$ . Such use of plausible model restrictions to improve efficiency by shrinkage, rather than perform hypothesis testing, has already been developed by [Hansen \(2016a\)](#) for the case of maximum likelihood estimation, for example.

It is now possible to state a result which explicitly displays the effect of shrinkage on the asymptotic distribution of the ridge estimator. For simplicity, I assume that  $\beta_0 = 0$ .

**Theorem 3.** *In the setting of Theorem 1, assume that, for  $0 < n \leq p$ ,*

- (1)  $\beta = (\beta'_1, \beta'_2)'$  where  $\beta_1 \in \mathbb{R}^{K^2(p-n)}$  and  $\beta_2 \propto T^{-(1/2+\delta)} \mathbf{b}_2$  for  $\delta > 0$ ,  $\mathbf{b}_2 \in \mathbb{R}^{K^2n}$ .
- (2)  $\Lambda = \text{diag}\{(L'_1, L'_2)'\}$  where  $L_1 \in \mathbb{R}_+^{K^2(p-n)}$  and  $L_2 \in \mathbb{R}_+^{K^2n}$ .
- (3)  $\sqrt{T}^{-1}L_1 \xrightarrow{p} 0$  and  $T^{-1}L_2 \xrightarrow{p} \bar{L}_2$  as  $T \rightarrow \infty$ .
- (4)  $\beta_0 = 0$ .

Define  $\Gamma_{\bar{\Lambda}} = \Gamma + \bar{\Lambda}_{1:2}$  where  $\bar{\Lambda}_{1:2} \succeq 0$  is defined as in (8). Then, results (a)-(c) hold and

$$(d'') \quad \sqrt{T}(\hat{\beta}^R(\Lambda, \beta_0) - \beta) \xrightarrow{d} \mathcal{N}\left(0, \Gamma_{\bar{\Lambda}}^{-1} \Gamma \Gamma_{\bar{\Lambda}}^{-1} \otimes \Sigma_u\right)$$

*Proof.* See Section 9.2.

---

<sup>8</sup>Such ordered partitioning of  $\beta$  is without loss of generality. The dimensions of  $\beta_1$  and  $\beta_2$  are chosen to be multiples of  $K^2$  to better conform to the lag-adapted setting; this is also without loss of generality and simplifies exposition.

It is easy to see that indeed the term  $\Gamma_{\bar{\Lambda}}^{-1} \Gamma \Gamma_{\bar{\Lambda}}^{-1}$  in Theorem 3 is weakly smaller than  $\Gamma^{-1}$  in the positive-definite sense. Note that

$$\begin{aligned} \Gamma_{\bar{\Lambda}}^{-1} \Gamma \Gamma_{\bar{\Lambda}}^{-1} \preceq \Gamma^{-1} &\iff (\Gamma + \bar{\Lambda}_{1:2})^{-1} \Gamma \preceq \Gamma^{-1} (\Gamma + \bar{\Lambda}_{1:2}) \\ &\iff I_{K^2 p} - (\Gamma + \bar{\Lambda}_{1:2})^{-1} \bar{\Lambda}_{1:2} \preceq I_{K^2 p} + \Gamma^{-1} \bar{\Lambda}_{1:2} \\ &\iff 0 \preceq ((\Gamma + \bar{\Lambda}_{1:2})^{-1} + \Gamma^{-1}) \bar{\Lambda}_{1:2} \end{aligned}$$

The last inequality is true by definition of  $\bar{\Lambda}_{1:2}$ . Thus shrinkage gains are concentrated at the components that have non-zero asymptotic shrinkage, i.e. those penalized with  $\bar{L}_2$ .

### 6.3 Joint Inference

Finally, I derive a joint limit result for both  $\hat{\beta}^R$  and the variance estimator  $\hat{\Sigma}_T^R$ . It is necessary for handling smooth transformations of VAR coefficients, such as impulse responses (Lütkepohl, 1990).

**Theorem 4.** *Let  $\hat{\sigma}^R = \text{vec}(\hat{\Sigma}_T^R)$  and  $\sigma = \text{vec}(\Sigma_u)$ . Under the assumptions of Theorem 1,*

$$\sqrt{T} \begin{bmatrix} \hat{\beta}^R - \beta \\ \hat{\sigma}^R - \sigma \end{bmatrix} \xrightarrow{d} N \left( \begin{bmatrix} \Gamma^{-1} \Lambda_0 (\beta_0 - \beta) \\ 0 \end{bmatrix}, \begin{bmatrix} \Gamma^{-1} \otimes \Sigma_u & 0 \\ 0 & \Omega \end{bmatrix} \right)$$

*Under assumption (1) or (2) of Theorem 2,*

$$\sqrt{T} \begin{bmatrix} \hat{\beta}^R - \beta \\ \hat{\sigma}^R - \sigma \end{bmatrix} \xrightarrow{d} \mathcal{N} \left( 0, \begin{bmatrix} \Gamma^{-1} \otimes \Sigma_u & 0 \\ 0 & \Omega \end{bmatrix} \right)$$

where  $\Omega = \mathbb{E}[\text{vec}(u_t u_t') \text{vec}(u_t u_t')'] - \sigma \sigma'$ .

*Proof.* See Section 9.2.

## 7 Simulations

To study the performance of ridge-regularized estimators I perform simulation exercises focused on impulse response functions. I consider two setups:

1. The three-variable VARMA(1,1) design of Kilian and Kim (2011), representing a small-scale macro model. I term this setup "A".
2. A VAR(5) model in levels, using the  $K = 7$  variable specification of Giannone et al. (2015) with the expanded dataset of Hansen (2016b).<sup>9</sup> I term this setup "B".

---

<sup>9</sup>While the data provided by Hansen (2016b) includes releases until 2016, since this is a simulation exercise I do not include more recent quarterly data. Further, due to the effects of the COVID-19 global pandemic, any newer sample would only add releases until Q4 2019 due to overwhelming concerns of a break point.

List of Estimation Methods

Type	Shorthand	Description
Frequentist	RIDGE	Ridge-penalized VAR, cross-validated penalty
	RIDGE-GLS	Ridge-penalized VAR, GLS form, cross-validated penalty
	RIDGE-AS	Ridge-penalized VAR, non-zero asymptotic shrinkage, cross-validated penalty
	LP	Local projections, Newey-West covariance estimator
Bayesian	BVAR-CV	Bayesian VAR, Litterman-Minnesota prior, cross-validated prior tightness
	H-BVAR	Hierarchical Bayesian VAR ( <a href="#">Giannone et al., 2015</a> )

I use specification of [Kilian and Kim \(2011\)](#) since it has already been extensively used in the literature as a benchmark to gauge the basic properties of inference methods. On the other hand, the estimation task of [Giannone et al. \(2015\)](#) involves more variables and a higher degree of persistence. This setting is useful to evaluate the effects of ridge shrinkage when applied to realistic macroeconomic questions. It is also a suitable test bench to compare Bayesian methods with frequentist ridge. Throughout the following experiments I will consider structural impulse response, and I assume that identification can be obtained in a recursive way ([Kilian and Lütkepohl, 2017](#)). This is a widely used approach for structural shock identification in macroeconometrics.

## 7.1 Pointwise MSE

The first two simulation designs explore the MSE performance of ridge-type estimators versus alternatives. For frequentist estimations I include both  $\hat{\beta}^R$  and  $\hat{\beta}^{RGLS}$  ridge estimators; for Bayesian methods, I implement both the Minnesota prior approach of [Bańbura et al. \(2010\)](#) with stationary prior and the hierarchical prior BVAR of [Giannone et al. \(2015\)](#);<sup>10</sup> finally, I implement the local projection estimator of [Jordà \(2005\)](#). To make methods comparable, I have extended the ridge estimators to include an intercept in the regression: this is straightforward and simply requires augmenting the penalty matrix with zeros. To select the ridge penalty, I implement the lag-adapted structure and choose the relevant  $\lambda_i$ 's using block non-dependent cross-validation (CV), as suggested by [Bergmeir et al. \(2018\)](#).<sup>11</sup> To keep CV well-behaved, I constraint the optimization domain of  $\lambda_i$  to be  $[0, T \times 10^2]$ . An issue with cross-validation regards

<sup>10</sup>For estimating hierarchical prior BVARs I rely on the original MATLAB implementation provided by [Giannone et al. \(2015\)](#).

<sup>11</sup>In fact, [Bergmeir et al. \(2018\)](#) also propose a weaker version of cross-validation for time series that is just *block CV*. However, I resort to non-dependent block CV as it more properly accounts for time dependency at the cost of having to "throw away" some data lags. In all simulations I set the number of block CV folds to 5. As discussed below, in practice there is negligible difference between 5- and 10-fold CV ridge penalties apart from higher computational burden at each Monte Carlo step.

Setup A - MSE Relative to OLS

Variable	Method	$h = 1$	$h = 4$	$h = 8$	$h = 12$	$h = 16$	$h = 20$	$h = 24$
Investment Growth	RIDGE	0.97	0.74	0.64	0.64	0.65	0.63	0.60
	RIDGE-GLS	5.16	0.89	0.55	0.47	0.44	0.41	0.38
	LP	1.00	1.05	1.13	1.52	2.15	3.20	4.87
	BVAR-CV	1.55	0.84	0.70	0.70	0.71	0.70	0.66
	H-BVAR	1.80	0.66	0.53	0.52	0.54	0.53	0.50
Deflator	RIDGE	0.93	0.78	0.69	0.68	0.67	0.64	0.59
	RIDGE-GLS	2.43	0.83	0.59	0.52	0.48	0.44	0.40
	LP	1.00	1.05	1.13	1.44	1.99	2.90	4.47
	BVAR-CV	1.03	0.89	0.74	0.73	0.73	0.70	0.66
	H-BVAR	1.01	0.70	0.58	0.56	0.55	0.53	0.50
Paper Rate	RIDGE	0.94	0.76	0.66	0.66	0.66	0.64	0.60
	RIDGE-GLS	1.80	0.87	0.59	0.52	0.47	0.43	0.39
	LP	1.00	1.05	1.13	1.46	1.99	2.86	4.31
	BVAR-CV	0.87	0.87	0.74	0.73	0.73	0.71	0.66
	H-BVAR	0.81	0.69	0.57	0.55	0.56	0.54	0.51

Table 1

the GLS ridge estimator: the matrices involved can quickly become prohibitively large due to Kronecker products, making CV optimization impractical. To avoid this, I use the following approach. Cross-validation for lag-adapted  $\hat{\beta}^{RGLS}(\Lambda)$  is the same used as for  $\hat{\beta}^R$ , which means the regularizer is tuned sub-optimally. Nonetheless, an identical choice of  $\Lambda$  for both methods can help shed light on the difference in structure between the two estimators.

In contrast to Bańbura et al. (2010), I do not tune the shrinkage parameter of the Minnesota BVAR using a mean squared forecasting error (MSFE) criterion: instead, I again use block CV. Since a Minnesota prior can be easily implemented with the use of augmented regression matrices, cross-validation can be much more efficiently implemented than for  $\hat{\beta}^{RGLS}$ . The resulting choice of prior tightness  $\lambda^2$  is reasonable because CV, too, estimates the (one step ahead) forecasting risk. Since in this context only the mean of the posterior is used to compute pointwise impulse responses, one can even directly interpret the cross-validated Minnesota BVAR estimator as a refinement of GLS ridge.

Let  $\theta_{km}(h)$  be the horizon  $h$  structural IRF for variable  $k$  given a unit shock from variable  $m$ . To compute the MSE for each  $k$  I define

$$\text{MSE}_k(h) := \sum_{m=1}^K \mathbb{E} \left[ \left( \hat{\theta}_{km}(h) - \theta_{km}(h) \right)^2 \right] \quad (9)$$

is the total MSE for variable  $k$  over all possible structural shocks. All MSEs are normalized by the mean squared error of the least-squares estimator.

Setup B - MSE Relative to OLS

Variable	Method	$h = 1$	$h = 4$	$h = 8$	$h = 12$	$h = 16$	$h = 20$	$h = 24$
Real GDP	RIDGE	1.11	1.08	1.16	1.06	0.90	0.89	0.94
	RIDGE-GLS	1.16	1.00	0.99	1.00	0.93	0.93	0.95
	LP	1.00	1.14	1.37	1.52	1.72	1.98	2.24
	BVAR-CV	0.90	0.87	1.04	1.01	0.92	0.92	0.98
	H-BVAR	0.83	0.62	0.78	0.73	0.62	0.62	0.68
GDP Deflator	RIDGE	2.25	2.10	1.81	1.54	1.39	1.47	3.37
	RIDGE-GLS	1.17	1.09	1.10	1.10	1.08	1.05	1.04
	LP	1.00	1.13	1.25	1.33	1.40	1.47	1.54
	BVAR-CV	1.06	1.03	1.00	0.95	0.92	0.92	0.93
	H-BVAR	0.81	0.91	1.10	1.11	1.04	0.98	0.94
Consumption	RIDGE	0.99	1.29	1.31	1.08	0.96	1.05	2.31
	RIDGE-GLS	0.94	0.96	1.04	0.99	0.95	0.96	0.99
	LP	1.00	1.13	1.32	1.44	1.63	1.83	2.03
	BVAR-CV	1.04	1.07	1.15	1.00	0.92	0.94	0.99
	H-BVAR	0.94	0.83	0.98	0.83	0.78	0.83	0.91
Investment	RIDGE	1.49	1.27	1.17	0.99	0.70	0.73	1.61
	RIDGE-GLS	1.34	1.14	1.02	1.02	0.86	0.82	0.86
	LP	1.00	1.15	1.40	1.63	2.03	2.76	3.59
	BVAR-CV	1.51	1.01	0.97	0.97	0.93	1.08	1.24
	H-BVAR	1.06	0.68	0.69	0.66	0.63	0.87	1.14
Hours	RIDGE	1.22	1.24	1.18	1.03	0.77	0.76	1.27
	RIDGE-GLS	1.07	1.05	1.01	1.03	0.90	0.85	0.90
	LP	1.00	1.14	1.33	1.53	1.81	2.35	2.92
	BVAR-CV	0.89	0.88	1.03	1.02	0.91	0.95	1.05
	H-BVAR	0.77	0.71	0.97	0.96	0.81	0.85	0.98
Compensation	RIDGE	0.85	0.99	0.85	0.94	1.13	1.40	4.70
	RIDGE-GLS	0.93	0.97	0.89	0.94	1.04	1.04	1.00
	LP	1.00	1.18	1.52	1.78	1.90	1.93	1.99
	BVAR-CV	1.07	0.92	0.94	0.93	0.99	1.01	0.98
	H-BVAR	0.86	0.80	1.12	1.31	1.35	1.27	1.22
Fed Funds Rate	RIDGE	2.17	1.21	0.96	0.93	1.03	4.00	53.18
	RIDGE-GLS	1.21	1.04	0.90	0.93	0.90	0.88	0.91
	LP	1.00	1.18	1.51	1.71	1.97	2.44	2.99
	BVAR-CV	0.92	0.94	0.91	0.90	0.86	0.87	0.92
	H-BVAR	0.75	0.77	1.32	1.38	1.25	1.15	1.20

Table 2

SETUP A. A time series of length  $T = 200$  is generated, then all estimators are computed using  $p = 10$  lags (LP have  $q = 10$  regression lags) and  $B = 10\,000$  replications are used to compute the statistics. Table 1 shows relative MSEs for this design. It is important to notice that in this situation GLS ridge has remarkably low performance at horizon  $h = 1$  compared to other methods. The issue is that the diagonal lag-adapted structure is too far from the actual variance matrix  $\Sigma_u$  in this setting. Therefore the ridge penalty is not shrinking along the appropriate directions. The issue is much less prominent as the horizon increases, simply because the implied IRs will anyways converge to zero, as the underlying VARMA DGP is stationary. While there is no clear ranking, one can place the MSE of the standard ridge VAR estimator in between those of the BVAR and hierarchical BVAR approaches. The degrading quality of local projection estimates are mainly due to the smaller samples available in regressions at each increasing horizon (Kilian and Kim, 2011). This behavior is one of the prime reasons behind the development of "pure" LP shrinkage estimators, like that proposed in Plagborg-Møller (2016) or the SLP estimator of Barnichon and Brownlees (2019).

SETUP B. Using the data of Hansen (2016b), I now estimate and simulate a stationary but highly persistent VAR(5) model using the same sample size and number of replications of Setup A. For all methods  $p = 5$  lags are used, so that VAR estimators are correctly specified and the issue of model selection can be ignored. It is also somehow disappointing to see that IRs computed via cross-validated ridge estimates can show increasing MSE as horizon  $h$  grows. This is because the chosen setup is, by choice, a very persistent one: the largest root of the VAR(5) DGP is 0.9945. At short intervals Bayesian estimators perform on par or better than baseline least-squares estimates, while frequentist ridge estimator show significant bias – with  $\hat{\beta}^R$  at times producing an MSE as much as 2 times worse than least squares. At longer horizons, the ranking can be less marked, but it is clear that the hierarchical prior BVAR of Giannone et al. (2015) shows the overall best results. As expected, local projections show degrading performance at larger horizons.

## 7.2 Inference

Inference results are an object of main interest, because pointwise impulse response function estimation is an exercise offering little policy guidance, since uncertainty is not taken into account. The main question then is the following: does ridge shrinkage have a negative impact on inference?

To some extent, this question and more general versions involving generic shrinkage procedures has already been discussed. We know from the Bayesian literature – which I have attempted to bridge with the frequentist perspective of ridge above – that shrinkage can be effective and practically useful. There have also been recent contributions directly aimed at studying shrinkage effects. Li et al. (2021) give an extensive treatment of the issue in terms of

bias-variance trade-off, showing that, to a large extent, shrinkage is desirable unless bias is a primary and sensitive concern. But the complexity of deriving sharp theoretical results regarding inference with shrinkage is still a meaningful obstacle to overcome.

Using essentially the same simulation setups as in the previous section, I attempt to illustrate some important features of ridge estimators. This is of course limited evidence, but the two DGPs chosen are relatively exemplary. Setup "A" has meaningful but not excessive dependency, involves only three variables and is equivalent to a VAR( $\infty$ ) process. It is emblematic of small-scaled macroeconomic models – possibly derived from a DSGE model – estimated with data that has been already stationarized via transformations such as log-differencing. Setup "B" is larger, and features high persistence due to the DGP being a VAR estimated in levels. One should expect ridge shrinkage effects to have meaningful impact on the construction of confidence intervals.

The main departure from the previous Monte Carlo simulations is that I set aside GLS ridge and instead consider an asymptotic shrinkage ridge estimator, call it  $\hat{\beta}_{as}^R$ , as discussed in Section 6.2. To apply  $\hat{\beta}_{as}^R$  one needs to choose a partition of  $\beta$  which identifies asymptotically negligible coefficient, but in practice this choice is very hard as it amounts to model selection. To overcome this complexity, I choose to simply partition  $\beta$  by lag and penalize all coefficients with lags order greater than threshold  $\bar{p} > 1$ . In setup A, I choose  $\bar{p} = 6$ , while in setup B I let  $\bar{p} = 3$ . Finally, for Bayesian methods, including the cross-validated Minnesota BVAR, I construct high-probability intervals by drawing from the posterior. Notice here that to make a reasonable comparison between frequentist CIs and Bayesian posterior densities one must be careful. I interpret the Bayesian intervals *as if* the prior is well-specified and the quantity of interest if the accuracy the posterior density with respect to the underlying draw, once data sampling and estimation come into play. Still, the clear philosophical distinction between Bayesian and frequentist paradigms remains, and therefore the comparisons drawn below are meant to be more suggestive of possible connections in terms of the structure ridge regression imposes.

All confidence intervals are constructed with nominal 90% level coverage.

SETUP A. Simulations with the DGP of Kilian and Kim (2011), presented in Table 3, highlight the core advantages of applying ridge when performing inference. Focusing on estimator  $\hat{\beta}^R$ , it is easy to see that CI coverage is actually higher than the least-squares counterpart in all situations. At impact, ridge CIs are larger than the LS baseline, but they shrink as horizons increase. Thus when impulse responses revert relatively quickly to zero, ridge can effectively reduce length while preserving coverage. As discussed in Section 3, these gains are inherently local to the DGP – shrinkage to zero at deep lags embodies correct prior knowledge. For Bayesian estimators, one can note that quantile intervals tend to be shorter, compared to least-squares and ridge methods, at small horizons.

SETUP B. The effects of ridge shrinkage on a DGP with high persistence are much more severe, as shown in Table 4 and 5. Focusing on frequentist ridge, one can observe that close to impact ( $h = 1$ ) ridge has similar or even higher coverage than other methods (for Real DGP, Consumption and Compensation); but as the IR horizon grows, shrinkage often leads to severe undercoverage, with asymptotic shrinkage estimator  $\hat{\beta}_{as}^R$  giving the worst results. In comparison, Bayesian methods are much more reliable at all horizons, although the only estimator that can consistently improve upon the benchmark least-squares VAR CIs is the hierarchical prior BVAR of Giannone et al. (2015). The reason behind this is simple enough: the implementation of the Minnesota-prior BVAR I have used here has a white noise prior on all variables, which in this case is far from the truth. Indeed, Bańbura et al. (2010) implement the same BVAR by tuning the prior to a random walk for very persistent variables in their applications. In this sense the cross-validated BVAR considered – which is assumed centered at zero – is really the flip-side of ridge estimators. Therefore, the addition of a prior on the mean of the autoregressive parameters as done by Giannone et al. (2015) is a key element to perform shrinkage in high persistence setups in a way that does not systematically undermine asymptotic inference on impulse responses.

### 7.3 Penalty Selection

A last aspect that is interesting to study is how data-driven penalty selection methods behave. Both average and individual behavior are important, because the former generally gives intuition for the kind of regularization structure that is selected for the model, while the latter is relevant for empirical modeling where estimation can be done only on one sample.

I use Setup A from the previous Monte Carlo experiments (with 1000 replications) and instead just focus on the behavior of a number of penalty validation techniques. The rationale behind the choice is straightforward: Setup A involves models with more lags. Figure 2a shows the mean selected penalty parameter  $\lambda_i$  for  $i \in \{1, \dots, 10\}$ . The methods I compare are: out-of-sample validation (OS) with a split of 80% of sample for estimation and 20% for testing; block cross-validation with 5 (CV 5) or 10 (CV 10) folds; block non-dependent cross validation with 10 folds (BND CV 10). The differences between 5 and 10-fold block CV methods are small, and both largely agree with BND cross-validation apart at lag 2. In contrast, out-of-sample validation appears to select on average much higher penalties at early lags and slightly lower ones at higher lags.

Regarding the distribution of selected  $\lambda_i$  over all replications, we notice from Figure 2b that there is indeed important variation in the individual penalty choices. The evidence is for the specific case of 10-fold block CV, but it appears as a common pattern with other techniques, too. The implications of such variability in lag-adapted penalties are hard to gauge because in any given sample it is not possible to say whether the choice of  $\{\lambda_i\}$  is good or bad outside



Table 3: Impulse Response Inference – Setup A

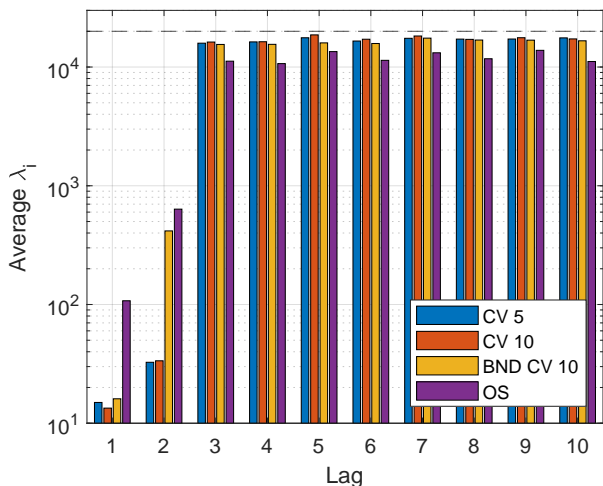
		CI Coverage						
Variable	Method	$h = 1$	$h = 4$	$h = 8$	$h = 12$	$h = 16$	$h = 20$	$h = 24$
Investment Growth	VAR	0.88	0.88	0.87	0.88	0.91	0.93	0.94
	RIDGE	0.90	0.92	0.94	0.93	0.94	0.95	0.95
	RIDGE-AS	0.90	0.92	0.88	0.88	0.88	0.89	0.89
	LP	0.88	0.97	0.99	0.99	0.99	0.99	0.99
	BVAR-CV	0.77	0.88	0.88	0.90	0.92	0.94	0.96
	H-BVAR	0.72	0.89	0.89	0.92	0.93	0.95	0.96
Deflator	VAR	0.88	0.87	0.86	0.88	0.91	0.92	0.94
	RIDGE	0.91	0.92	0.93	0.92	0.93	0.94	0.95
	RIDGE-AS	0.91	0.91	0.88	0.88	0.87	0.87	0.88
	LP	0.88	0.97	0.99	0.99	0.99	0.99	1.00
	BVAR-CV	0.80	0.86	0.88	0.91	0.93	0.94	0.96
	H-BVAR	0.84	0.88	0.90	0.92	0.94	0.95	0.97
Paper Rate	VAR	0.87	0.86	0.86	0.88	0.90	0.92	0.94
	RIDGE	0.90	0.91	0.93	0.93	0.93	0.94	0.95
	RIDGE-AS	0.89	0.90	0.89	0.88	0.88	0.88	0.88
	LP	0.87	0.97	0.99	0.99	0.99	0.99	0.99
	BVAR-CV	0.82	0.84	0.87	0.90	0.92	0.93	0.95
	H-BVAR	0.88	0.88	0.90	0.92	0.93	0.95	0.96
		CI Length						
Variable	Method	$h = 1$	$h = 4$	$h = 8$	$h = 12$	$h = 16$	$h = 20$	$h = 24$
Investment Growth	VAR	2.99	5.11	5.78	5.35	4.79	4.17	3.56
	RIDGE	3.13	5.20	5.82	5.17	4.48	3.78	3.09
	RIDGE-AS	3.11	5.15	4.84	4.33	3.70	3.06	2.48
	LP	2.99	7.50	10.97	12.89	13.99	14.55	14.70
	BVAR-CV	2.84	4.48	4.70	4.38	3.99	3.56	3.11
	H-BVAR	2.71	4.20	4.50	4.29	3.96	3.56	3.13
Deflator	VAR	1.19	1.92	2.23	2.14	1.94	1.71	1.46
	RIDGE	1.24	1.97	2.25	2.09	1.84	1.54	1.26
	RIDGE-AS	1.24	1.95	1.95	1.78	1.52	1.25	1.01
	LP	1.19	3.03	4.56	5.42	5.90	6.14	6.21
	BVAR-CV	1.03	1.69	1.87	1.80	1.67	1.50	1.31
	H-BVAR	1.01	1.64	1.83	1.79	1.67	1.51	1.33
Paper Rate	VAR	0.97	1.42	1.64	1.57	1.44	1.27	1.09
	RIDGE	1.01	1.44	1.65	1.53	1.36	1.16	0.95
	RIDGE-AS	1.01	1.43	1.42	1.31	1.13	0.94	0.77
	LP	0.97	2.19	3.28	3.90	4.26	4.43	4.48
	BVAR-CV	0.84	1.22	1.35	1.30	1.21	1.09	0.96
	H-BVAR	0.85	1.21	1.34	1.31	1.22	1.10	0.97

Table 4: Impulse Response Inference – Setup B: CI Coverage

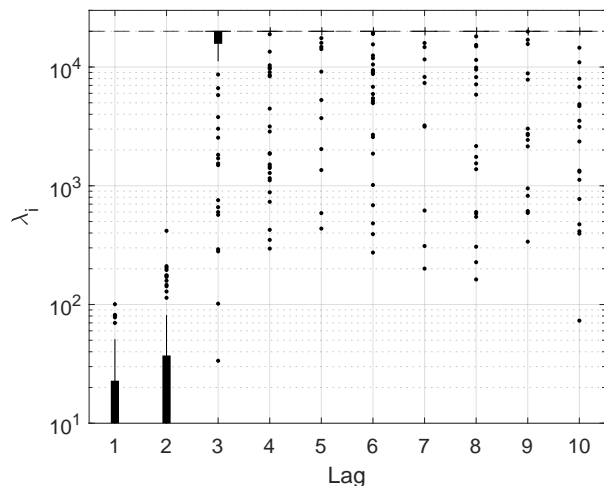
Variable	Method	$h = 1$	$h = 4$	$h = 8$	$h = 12$	$h = 16$	$h = 20$	$h = 24$
Real GDP	VAR	0.87	0.81	0.75	0.72	0.71	0.72	0.73
	RIDGE	0.90	0.79	0.66	0.62	0.65	0.68	0.68
	RIDGE-AS	0.89	0.72	0.61	0.58	0.61	0.65	0.65
	LP	0.87	0.93	0.94	0.94	0.93	0.93	0.91
	BVAR-CV	0.70	0.71	0.63	0.64	0.71	0.75	0.76
	H-BVAR	0.84	0.86	0.76	0.76	0.83	0.88	0.88
GDP Deflator	VAR	0.86	0.83	0.80	0.76	0.73	0.72	0.70
	RIDGE	0.85	0.76	0.66	0.62	0.61	0.60	0.58
	RIDGE-AS	0.83	0.70	0.61	0.58	0.57	0.57	0.55
	LP	0.86	0.93	0.94	0.94	0.93	0.91	0.89
	BVAR-CV	0.76	0.72	0.70	0.72	0.72	0.71	0.70
	H-BVAR	0.84	0.83	0.79	0.78	0.78	0.78	0.77
Consumption	VAR	0.87	0.80	0.75	0.72	0.70	0.70	0.70
	RIDGE	0.90	0.74	0.60	0.60	0.64	0.66	0.65
	RIDGE-AS	0.89	0.67	0.55	0.55	0.60	0.62	0.62
	LP	0.86	0.93	0.94	0.94	0.94	0.92	0.90
	BVAR-CV	0.73	0.66	0.60	0.63	0.70	0.73	0.74
	H-BVAR	0.84	0.79	0.70	0.74	0.79	0.82	0.84
Investment	VAR	0.87	0.82	0.76	0.73	0.75	0.82	0.87
	RIDGE	0.85	0.79	0.65	0.62	0.73	0.80	0.81
	RIDGE-AS	0.82	0.69	0.59	0.57	0.68	0.77	0.77
	LP	0.87	0.94	0.94	0.95	0.94	0.94	0.94
	BVAR-CV	0.70	0.73	0.67	0.71	0.77	0.81	0.83
	H-BVAR	0.80	0.86	0.81	0.82	0.87	0.88	0.88
Hours	VAR	0.86	0.81	0.76	0.74	0.74	0.79	0.81
	RIDGE	0.88	0.80	0.68	0.64	0.70	0.72	0.66
	RIDGE-AS	0.87	0.74	0.62	0.59	0.65	0.67	0.62
	LP	0.86	0.93	0.94	0.94	0.94	0.94	0.93
	BVAR-CV	0.73	0.72	0.64	0.66	0.74	0.78	0.77
	H-BVAR	0.88	0.86	0.73	0.72	0.80	0.85	0.86
Compensation	VAR	0.86	0.82	0.76	0.75	0.72	0.68	0.67
	RIDGE	0.93	0.82	0.75	0.72	0.66	0.60	0.58
	RIDGE-AS	0.91	0.71	0.69	0.67	0.61	0.56	0.55
	LP	0.86	0.93	0.95	0.95	0.94	0.92	0.90
	BVAR-CV	0.78	0.71	0.69	0.71	0.69	0.67	0.69
	H-BVAR	0.85	0.83	0.80	0.81	0.82	0.82	0.83
Fed Funds Rate	VAR	0.85	0.83	0.80	0.78	0.77	0.79	0.80
	RIDGE	0.79	0.77	0.74	0.68	0.68	0.72	0.72
	RIDGE-AS	0.78	0.66	0.68	0.64	0.64	0.68	0.69
	LP	0.85	0.94	0.96	0.96	0.95	0.94	0.93
	BVAR-CV	0.76	0.72	0.76	0.77	0.77	0.81	0.83
	H-BVAR	0.87	0.86	0.74	0.73	0.78	0.84	0.87

Table 5: Impulse Response Inference – Setup B: CI Length (rescaled  $\times 100$ )

Variable	Method	$h = 1$	$h = 4$	$h = 8$	$h = 12$	$h = 16$	$h = 20$	$h = 24$
Real GDP	VAR	0.71	1.56	2.07	2.31	2.32	2.24	2.15
	RIDGE	0.79	1.56	1.85	1.95	1.92	1.85	1.77
	RIDGE-AS	0.74	1.31	1.65	1.76	1.75	1.70	1.64
	LP	0.71	2.42	4.21	5.40	5.90	5.91	5.70
	BVAR-CV	0.53	1.23	1.74	2.00	2.10	2.13	2.15
	H-BVAR	0.58	1.36	1.87	2.16	2.32	2.44	2.55
GDP Deflator	VAR	0.26	0.74	1.47	2.14	2.69	3.12	3.46
	RIDGE	0.32	0.81	1.41	1.96	2.43	2.82	3.13
	RIDGE-AS	0.31	0.71	1.28	1.79	2.23	2.59	2.88
	LP	0.26	1.09	2.68	4.39	5.95	7.23	8.13
	BVAR-CV	0.21	0.61	1.26	1.88	2.43	2.91	3.32
	H-BVAR	0.23	0.71	1.42	2.09	2.71	3.27	3.80
Consumption	VAR	0.63	1.35	1.97	2.29	2.34	2.30	2.24
	RIDGE	0.71	1.35	1.74	1.93	1.96	1.93	1.88
	RIDGE-AS	0.67	1.15	1.57	1.75	1.79	1.77	1.74
	LP	0.63	2.04	3.92	5.27	5.89	6.00	5.88
	BVAR-CV	0.49	1.09	1.65	1.97	2.12	2.20	2.24
	H-BVAR	0.53	1.21	1.79	2.16	2.41	2.60	2.77
Investment	VAR	3.38	6.65	7.89	7.89	7.31	6.69	6.18
	RIDGE	3.79	6.81	6.93	6.46	5.79	5.19	4.73
	RIDGE-AS	3.59	5.57	6.11	5.77	5.21	4.72	4.34
	LP	3.37	10.16	16.00	18.85	19.06	18.22	17.23
	BVAR-CV	2.64	5.26	6.59	6.91	6.78	6.57	6.38
	H-BVAR	2.89	5.74	7.08	7.54	7.63	7.60	7.58
Hours	VAR	0.70	1.64	2.27	2.42	2.29	2.11	1.99
	RIDGE	0.82	1.73	2.10	2.06	1.86	1.66	1.52
	RIDGE-AS	0.79	1.49	1.87	1.85	1.68	1.51	1.40
	LP	0.70	2.49	4.52	5.62	5.83	5.57	5.26
	BVAR-CV	0.57	1.30	1.90	2.07	2.03	1.94	1.88
	H-BVAR	0.62	1.49	2.15	2.35	2.38	2.37	2.37
Compensation	VAR	0.86	1.17	1.18	1.18	1.21	1.24	1.25
	RIDGE	0.97	1.21	1.07	1.05	1.06	1.06	1.06
	RIDGE-AS	0.93	0.95	0.95	0.96	0.97	0.98	0.98
	LP	0.86	1.80	2.53	2.87	3.11	3.26	3.32
	BVAR-CV	0.69	0.94	1.00	1.05	1.11	1.18	1.23
	H-BVAR	0.78	1.10	1.26	1.40	1.54	1.67	1.78
Fed Funds Rate	VAR	0.25	0.39	0.43	0.43	0.41	0.38	0.35
	RIDGE	0.29	0.39	0.37	0.36	0.33	0.30	0.29
	RIDGE-AS	0.27	0.31	0.33	0.32	0.30	0.28	0.27
	LP	0.25	0.59	0.88	1.01	1.05	1.03	0.98
	BVAR-CV	0.21	0.31	0.36	0.37	0.36	0.35	0.34
	H-BVAR	0.23	0.36	0.42	0.44	0.45	0.45	0.46



(a) Average penalty selected by lag.



(b) Distribution of 10-fold CV selected penalties.

Figure 2: Comparison of penalty selection methods in Setup A, 1000 replications.

of speculation. A guiding principle might be to compare CV with any "hyperpriors" we might have on  $\Lambda$  itself – like in Bayesian paradigm – but then parameteric penalty matrices like the one used with the Minnesota prior should be preferred. Indeed, the question of whether a more robust but still general method other than cross-validation can be applied to the time series context is highly relevant.

**PENALTY SELECTION WITH MANY LAGS.** The minimization problem of OS/CV penalty selection in its most general form suffers from the curse of dimensionality. This is somehow mitigated when using a lag-adapted regularizer since the loss with  $\Lambda^\ell$  depends only on  $p$  non-negative parameters, rather than  $K^2p$  with non-block-diagonal  $\Lambda$ . But whenever  $p$  is chosen large (e.g.  $p > 20$ ) the problem resurfaces.

I suggest a basic shortcut to make computation easier. Such simplification stems from the following observation. If we are willing to believe the assumptions of Section 6.2, then, because deep lag coefficients are small, after the first few lags penalization can be equally strong on all remaining lags with negligible additional bias. The shortcut, then, is to use OS/CV to estimate only  $\{\lambda_1, \dots, \lambda_r\}$  for  $r < p$ , then extrapolate and use  $\{\lambda_1, \dots, \lambda_{r-1}, \lambda_r, \dots, \lambda_r\}$ , where  $\lambda_r$  is repeated  $p - r$  times, as lag-adapted penalty parameters. The idea is supported by the results in Figure 2a. However, this strategy is not generally appropriate, because it could be that even at relatively deep lags some coefficients are large, while on the other hand the early coefficients are small. Therefore, in applications where the ridge penalty needs to be estimated only once or a handful of times I would suggest to avoid this shortcut altogether.

## 8 Conclusion

In this paper, I have formally introduced ridge regularization to the problem of vector autoregressive model estimation. While ridge has indeed been applied to estimate VARs before, previous work mostly concentrated on its effectiveness in forecasting when compared to other regularization methods, or on its natural role in the posterior mean of Bayesian VARs. Complementary to these approaches, I have instead focused on discussing how shrinkage carries over to the linear time series context, and the complications that come with the bias-variance tradeoff. I have then attempted to bridge some key BVAR model specifications with frequentist ridge estimators, which highlights how Bayesian parameter priors can be seen as the flip side of specific ridge penalty structures. Then, I have developed the standard VAR asymptotic theory – with and without asymptotic shrinkage – to enable inference. Finally, I have used Monte Carlo simulations to evaluate ridge estimators with respect to a number of alternative or similar methods by estimating structural impulse response functions for two data generating processes.

**FUTURE RESEARCH.** I have put significant focus on the lag-adapted structure with cross-validation for penalty selection. This is because a study of optimal rates for the ridge penalty in the time series context seems significantly more complex than in the cross-sectional regression setting, in that ridge bias and variance have no closed forms. An avenue of research could start from a careful study of how first-order OLS bias (c.f. the work of [Pope \(1990\)](#) and [Nicholls and Pope \(1988\)](#)) behaves when the ridge penalty is introduced. Unfortunately, it is already well understood that such an approach results in involved and opaque formulae which hinder interpretation or manipulation, see the discussion in [Kilian and Lütkepohl \(2017\)](#) and references within for details.

An important puzzle is whether there are better ways to choose  $\Lambda$  compared to CV that are not based on simply "bringing over" Bayesian priors – even though simulations show that BVARs can indeed perform very well and are inherently more flexible than prefixed ridge penalty structures. On the one hand, more general and unconstrained validation for ridge penalties brings forth computational issues that are hard to circumvent. On the other hand, I have not explored the idea of a *multi-step* ridge estimator apart from the simple proposal of the ridge-LP method. It stands to be proven whether such a class of estimators would could achieve higher performance than simpler ridge alternatives.

Given the increasing availability of very large datasets ("big data"), high-dimensional settings is a natural next step in the study of any regularized VAR estimator. Inference in such environments requires completely different theoretical devices, c.f. the de-biased LASSO estimator of [Krampe et al. \(2020\)](#). It would be interesting to see how dense regularized estimators like ridge compare both theoretically and practically with sparse estimators in high-dimensional setups, especially when dealing with very large macroeconomic datasets.

## References

- Andrews, D. W. K. (1984). Non-Strong Mixing Autoregressive Processes. *Journal of Applied Probability*, 21(4):930–934.
- Andrews, D. W. K. (1985). A Nearly Independent, but Non-Strong Mixing, Triangular Array. *Journal of Applied Probability*, 22(3):729–731.
- Babii, A., Ghysels, E., and Striaukas, J. (2020). Machine Learning Time Series Regressions with an Application to Nowcasting. *arXiv:2005.14057 [econ, stat]*.
- Bañbura, M., Giannone, D., and Reichlin, L. (2010). Large Bayesian vector auto regressions. *Journal of Applied Econometrics*, 25(1):71–92.
- Barnichon, R. and Brownlees, C. (2019). Impulse Response Estimation by Smooth Local Projections. *The Review of Economics and Statistics*, 101(3):522–530.
- Basu, S. and Michailidis, G. (2015). Regularized estimation in sparse high-dimensional time series models. *The Annals of Statistics*, 43(4):1535–1567.
- Bergmeir, C., Hyndman, R. J., and Koo, B. (2018). A note on the validity of cross-validation for evaluating autoregressive time series prediction. *Computational Statistics & Data Analysis*, 120:70–83.
- Boubacar Mainassara, Y. and Francq, C. (2011). Estimating structural VARMA models with uncorrelated but non-independent error terms. *Journal of Multivariate Analysis*, 102(3):496–505.
- Brüggemann, R., Jentsch, C., and Trenkler, C. (2016). Inference in VARs with conditional heteroskedasticity of unknown form. *Journal of Econometrics*, 191(1):69–85.
- Coulombe, P. G. (2020). Time-Varying Parameters as Ridge Regressions. *arXiv:2009.00401 [econ, stat]*.
- Davidson, J. (1994). *Stochastic limit theory: An introduction for econometricians*. OUP Oxford.
- De Mol, C., Giannone, D., and Reichlin, L. (2008). Forecasting using a large number of predictors: Is Bayesian shrinkage a valid alternative to principal components? *Journal of Econometrics*, 146(2):318–328.
- Doan, T., Litterman, R., and Sims, C. (1984). Forecasting and conditional projection using realistic prior distributions. *Econometric Reviews*, 3(1):1–100.
- Engsted, T. and Pedersen, T. Q. (2014). Bias-Correction in Vector Autoregressive Models: A Simulation Study. *Econometrics*, 2(1):45–71.
- Fu, W. and Knight, K. (2000). Asymptotics for lasso-type estimators. *The Annals of Statistics*, 28(5):1356–1378.
- Ghosh, S., Khare, K., and Michailidis, G. (2019). High-Dimensional Posterior Consistency in Bayesian Vector Autoregressive Models. *Journal of the American Statistical Association*, 114(526):735–748.

- Giannone, D., Lenza, M., and Primiceri, G. E. (2015). Prior Selection for Vector Autoregressions. *The Review of Economics and Statistics*, 97(2):436–451.
- Giannone, D., Lenza, M., and Primiceri, G. E. (2018). Economic Predictions with Big Data: The Illusion of Sparsity. SSRN Scholarly Paper ID 3166281, Social Science Research Network, Rochester, NY.
- Hamilton, J. D. (1994). *Time Series Analysis*. Princeton University Press.
- Hansen, B. E. (2016a). Efficient shrinkage in parametric models. *Journal of Econometrics*, 190(1):115–132.
- Hansen, B. E. (2016b). Stein Combination Shrinkage for Vector Autoregressions. *Working Paper*, page 29.
- Hastie, T. (2020). Ridge Regularization: An Essential Concept in Data Science. *Technometrics*, 62(4):426–433.
- Hoerl, A. E. and Kennard, R. W. (1970). Ridge Regression: Applications to Nonorthogonal Problems. *Technometrics*, 12(1):69–82.
- Hsu, N.-J., Hung, H.-L., and Chang, Y.-M. (2008). Subset selection for vector autoregressive processes using Lasso. *Computational Statistics & Data Analysis*, 52(7):3645–3657.
- Inoue, A. and Kilian, L. (2008). How Useful Is Bagging in Forecasting Economic Time Series? A Case Study of U.S. Consumer Price Inflation. *Journal of the American Statistical Association*, 103(482):511–522.
- Jordà, Ò. (2005). Estimation and Inference of Impulse Responses by Local Projections. *American Economic Review*, 95(1):161–182.
- Kilian, L. (1998). Small-sample Confidence Intervals for Impulse Response Functions. *The Review of Economics and Statistics*, 80(2):218–230.
- Kilian, L. and Kim, Y. J. (2011). How Reliable Are Local Projection Estimators of Impulse Responses? *Review of Economics and Statistics*, 93(4):1460–1466.
- Kilian, L. and Lütkepohl, H. (2017). *Structural vector autoregressive analysis*. Cambridge University Press.
- Krampe, J., Paparoditis, E., and Trenkler, C. (2020). Impulse Response Analysis for Sparse High-Dimensional Time Series. *arXiv:2007.15535 [stat]*.
- Lazarus, E., Lewis, D. J., Stock, J. H., and Watson, M. W. (2018). HAR Inference: Recommendations for Practice. *Journal of Business & Economic Statistics*, 36(4):541–559.
- Li, D., Plagborg-Møller, M., and Wolf, C. K. (2021). Local projections vs. vars: Lessons from thousands of dgps. *Working Paper*. Preliminary and incomplete - comments welcome!Matlab code (GitHub).
- Litterman, R. B. (1986). Forecasting with Bayesian vector autoregressions five years of experience. Working Papers 274, Federal Reserve Bank of Minneapolis.

- Lütkepohl, H. (1990). Asymptotic Distributions of Impulse Response Functions and Forecast Error Variance Decompositions of Vector Autoregressive Models. *The Review of Economics and Statistics*, 72(1):116–125.
- Lütkepohl, H. (2005). *New Introduction to Multiple Time Series Analysis*. Springer.
- Marriott, F. H. C. and Pope, J. A. (1954). Bias in the Estimation of Autocorrelations. *Biometrika*, 41(3/4):390–402.
- Medeiros, M. C., Vasconcelos, G. F. R., Veiga, Á., and Zilberman, E. (2021). Forecasting Inflation in a Data-Rich Environment: The Benefits of Machine Learning Methods. *Journal of Business & Economic Statistics*, 39(1):98–119.
- Mikusheva, A. (2007). Uniform Inference in Autoregressive Models. *Econometrica*, 75(5):1411–1452.
- Mikusheva, A. (2012). One-Dimensional Inference in Autoregressive Models With the Potential Presence of a Unit Root. *Econometrica*, 80(1):173–212.
- Miranda-Agrippino, S. and Ricco, G. (2021). Bayesian local projections. *Working Paper*.
- Montiel Olea, J. L. and Plagborg-Møller, M. (2020). Local projection inference is simpler and more robust than you think. *Working Paper*.
- Müller, U. K. (2014). HAC Corrections for Strongly Autocorrelated Time Series. *Journal of Business & Economic Statistics*, 32(3):311–322.
- Nicholls, D. F. and Pope, A. L. (1988). Bias in the Estimation of Multivariate Autoregressions. *Australian Journal of Statistics*, 30A(1):296–309.
- Olea, J. L. M. and Plagborg-Møller, M. (2020). Local Projection Inference is Simpler and More Robust Than You Think. *arXiv:2007.13888 [econ]*.
- Park, J. Y. and Phillips, P. C. (1988). Statistical inference in regressions with integrated processes: Part 1. *Econometric Theory*, 4(3):468–497.
- Park, J. Y. and Phillips, P. C. (1989). Statistical inference in regressions with integrated processes: Part 2. *Econometric Theory*, pages 95–131.
- Pesavento, E. and Rossi, B. (2006). Small-sample confidence intervals for multivariate impulse response functions at long horizons. *Journal of Applied Econometrics*, 21(8):1135–1155.
- Phillips, P. C. B. (1988). Regression Theory for Near-Integrated Time Series. *Econometrica*, 56(5):1021–1043.
- Plagborg-Møller, M. (2016). *Essays in Macroeconometrics*. PhD thesis, Harvard University.
- Plagborg-Møller, M. and Wolf, C. K. (2021). Local Projections and VARs Estimate the Same Impulse Responses. *Econometrica*, 89(2):955–980.



- Poignard, B. (2018). Asymptotic theory of the adaptive Sparse Group Lasso. *Annals of the Institute of Statistical Mathematics*, 72(1):297–328.
- Pope, A. L. (1990). Biases of Estimators in Multivariate Non-Gaussian Autoregressions. *Journal of Time Series Analysis*, 11(3):249–258.
- Pratt, J. W. (1961). Length of Confidence Intervals. *Journal of the American Statistical Association*, 56(295):549–567.
- Ramey, V. (2016). Macroeconomic Shocks and Their Propagation. In *Handbook of Macroeconomics*, volume 2, pages 71–162. Elsevier.
- Sims, C. A. (1980). Macroeconomics and Reality. *Econometrica*, 48(1):1–48.
- Sims, C. A., Stock, J. H., and Watson, M. W. (1990). Inference in linear time series models with some unit roots. *Econometrica: Journal of the Econometric Society*, pages 113–144.
- Smeeke, S. and Wijler, E. (2018). Macroeconomic forecasting using penalized regression methods. *International Journal of Forecasting*, 34(3):408–430.
- Song, S. and Bickel, P. J. (2011). Large Vector Auto Regressions. *arXiv:1106.3915 [q-fin, stat]*.
- Stock, J. H. and Watson, M. W. (2017). Twenty Years of Time Series Econometrics in Ten Pictures. *Journal of Economic Perspectives*, 31(2):59–86.
- Whitney, H. (1972). *Complex Analytic Varieties*, volume 131. Addison-Wesley Reading.

## 9 Appendix

### 9.1 Ridge Shrinkage

*Proof.* PROPOSITION 1. Notice that any lag-adapted regularization matrix can be written as  $\Lambda^\ell = \Lambda_p \otimes I_{K^2} = (\Lambda_p \otimes I_K) \otimes I_K$ , so that

$$\hat{\boldsymbol{\beta}}^R(\Lambda_i^\ell) = ((ZZ' + \Lambda_{p,i} \otimes I_K) \otimes I_K)^{-1} (Z \otimes I_K) \mathbf{y} \quad (10)$$

$$= ((ZZ' + \Lambda_{p,i} \otimes I_K)^{-1} \otimes I_K) (Z \otimes I_K) \mathbf{y} \quad (11)$$

- (i) The result concerning the isotropic regularizer  $\Lambda^\ell = \lambda \otimes I_{K^2}$  is trivial given Lemma 1.
- (ii) Without loss of generality due to the ordering of lags in  $Z$ , one may write the Gram matrix  $ZZ'$  in a block fashion,

$$ZZ' + \Lambda_p = \begin{bmatrix} (ZZ')_{[\mathcal{S}]} + \Lambda_{[\mathcal{S}]} & D \\ D' & (ZZ')_{[-\mathcal{S}]} + \Lambda_{[-\mathcal{S}]} \end{bmatrix} \quad (12)$$

where  $(ZZ')_{[-\mathcal{S}]}$  is the sub-matrix containing all the components *not* indexed by subset  $\mathcal{S}$ , and the subscript has been dropped from  $\Lambda_p$  for ease of notation.

Define  $A_{[\mathcal{S}]} = (ZZ')_{[\mathcal{S}]} + \Lambda_{[\mathcal{S}]}$ ,  $B_{[-\mathcal{S}]} = (ZZ')_{[-\mathcal{S}]} + \Lambda_{[-\mathcal{S}]}$  and  $\Delta = (B_{[-\mathcal{S}]} - D'A_{[\mathcal{S}]}^{-1}D)$ . The matrix block-inversion formula yields

$$(ZZ' + \Lambda_p)^{-1} = \begin{bmatrix} A_{[\mathcal{S}]}^{-1} + A_{[\mathcal{S}]}^{-1}D\Delta^{-1}D'A_{[\mathcal{S}]}^{-1} & A_{[\mathcal{S}]}^{-1}D\Delta^{-1} \\ -\Delta^{-1}D'A_{[\mathcal{S}]}^{-1} & \Delta^{-1} \end{bmatrix} \quad (13)$$

If  $\Lambda_{[\mathcal{S}]} \rightarrow 0$  and  $\Lambda_{[-\mathcal{S}]} \rightarrow \infty$ , then  $A_{[\mathcal{S}]} \rightarrow (ZZ')_{[\mathcal{S}]}$ ,  $B_{[-\mathcal{S}]} \rightarrow \infty$ . Therefore  $\Delta^{-1} \rightarrow 0$ , since for  $\Lambda_{[-\mathcal{S}]}$  sufficiently large  $\|B_{[-\mathcal{S}]}^{-1}D'A_{[\mathcal{S}]}^{-1}D\| < 1$  and thus the Sherman-Morrison-Woodbury formula implies

$$\|(B_{[-\mathcal{S}]} - D'A_{[\mathcal{S}]}^{-1}D)^{-1}\| \leq \frac{\|B_{[\mathcal{S}]}^{-1}\|}{1 - \|B_{[-\mathcal{S}]}^{-1}D'A_{[\mathcal{S}]}^{-1}D\|} \rightarrow 0 \quad (14)$$

The above results finally give

$$((ZZ' + \Lambda_p)^{-1}Z \otimes I_K) \mathbf{y} \rightarrow \begin{bmatrix} (ZZ')_{[\mathcal{S}]} & 0 \\ 0 & 0 \end{bmatrix} (Z \otimes I_K) \mathbf{y} = \hat{\boldsymbol{\beta}}^{LS}(\mathcal{S}) \quad (15)$$

□

### 9.2 Ridge Asymptotic Theory

*Proof.* THEOREM 1

- (a) Assumptions A-B imply directly that  $\hat{\Gamma}_T$  is a consistent estimator for  $\Gamma$ : in particular,  $y_t$  is a stationary, stable and ergodic VAR process.

(b) Rewriting  $\hat{\beta}^R(\Lambda, \beta_0)$  yields

$$\hat{\beta}^R(\Lambda, \beta_0) = (ZZ' \otimes I_K + \Lambda)^{-1}[(Z \otimes I_K)((Z' \otimes I_K)\beta + \mathbf{u}) + \Lambda\beta_0] \quad (16)$$

$$= (ZZ' \otimes I_K + \Lambda)^{-1}[(ZZ' \otimes I_K)\beta + (Z \otimes I_K)\mathbf{u} + \Lambda\beta_0] \quad (17)$$

$$= (ZZ' \otimes I_K + \Lambda)^{-1}[(ZZ' \otimes I_K + \Lambda)\beta + (Z \otimes I_K)\mathbf{u} + \Lambda(\beta_0 - \beta)] \quad (18)$$

$$= \beta + (ZZ' \otimes I_K + \Lambda)^{-1}\Lambda(\beta_0 - \beta) + (ZZ' \otimes I_K + \Lambda)^{-1}(Z \otimes I_K)\mathbf{u} \quad (19)$$

I study the last two terms of the last inequality separately. The first term is  $o_p(1)$  under Assumption D.(ii),

$$\left( \left( \frac{ZZ'}{T} \right) \otimes I_K + \frac{\Lambda}{T} \right)^{-1} \frac{\Lambda}{T} (\beta_0 - \beta) = \left( \left( \frac{ZZ'}{T} \right) \otimes I_K + o_p(1) \right)^{-1} o_p(1) (\beta_0 - \beta) \xrightarrow{p} 0 \quad (20)$$

since  $(\beta - \beta_0) = (\beta - \underline{\beta}_0) + (\underline{\beta}_0 - \beta_0) = (\beta - \underline{\beta}_0) + o_p(1)$ . Considering the matrix sequence

$$\zeta_T = [T^{-1}(ZZ'), T^{-1}\Lambda] \quad (21)$$

which under Assumptions B and D.(ii) converges in probability to  $[\Gamma, 0]$ , by the continuous mapping theorem (Davidson, 1994) the second term gives

$$\left( \left( \frac{ZZ'}{T} \right) \otimes I_K + o_p(1) \right)^{-1} \left( \frac{1}{T} (Z \otimes I_K)\mathbf{u} \right) \xrightarrow{p} \Gamma^{-1} \mathbb{E}[(Z \otimes I_K)\mathbf{u}] = 0 \quad (22)$$

under Assumption A.

(c) The residuals  $\hat{U}$  can be written as

$$\hat{U} = Y - \hat{B}_{de}^R Z = BZ + U - \hat{B}_{de}^R Z = U + (B - \hat{B}_{de}^R)Z \quad (23)$$

Thus

$$\frac{\hat{U}\hat{U}'}{T} = \frac{UU'}{T} + (B - \hat{B}_{de}^R) \left( \frac{ZZ'}{T} \right) (B - \hat{B}_{de}^R)' + (B - \hat{B}_{de}^R) \left( \frac{ZU'}{T} \right) + \left( \frac{UZ'}{T} \right) (B - \hat{B}_{de}^R)' \quad (24)$$

From (a) we have that  $\text{vec}(B) - \text{vec}(\hat{B}_{de}^R) = \beta - \hat{\beta}^R = o_p(1)$ , so  $(B - \hat{B}_{de}^R) \xrightarrow{p} 0$ , while  $T^{-1}(ZZ') \xrightarrow{p} \mathbb{E}[ZZ']$  and  $T^{-1}(ZU') \xrightarrow{p} \mathbb{E}[ZU'] = 0$ : the terms involving these quantities then vanish asymptotically. Lastly, the first term of the sum gives

$$\frac{UU'}{T} = \frac{1}{T} \sum_{t=1}^T u_t u_t' \xrightarrow{p} \mathbb{E}[u_t u_t'] = \Sigma_u \quad (25)$$

for  $T \rightarrow \infty$  under Assumptions A and B.

(d) With the same expansion used in (b),

$$\sqrt{T}(\hat{\beta}^R(\Lambda, \beta_0) - \beta) = Q_T^{-1} \frac{\Lambda}{\sqrt{T}} (\beta_0 - \beta) + Q_T^{-1} \left( \frac{1}{\sqrt{T}} (Z \otimes I_K)\mathbf{u} \right) \quad (26)$$

where  $Q_T = (T^{-1}(ZZ') + T^{-1}\Lambda) \xrightarrow{p} \Gamma^{-1}$ . Following the arguments above, the first term in the sum converges in probability,

$$Q_T^{-1} \frac{\Lambda}{\sqrt{T}} (\underline{\beta}_0 - \beta + o_p(1)) \xrightarrow{p} \Gamma^{-1} \Lambda_0 (\beta - \underline{\beta}_0) \quad (27)$$

The second term has normal limiting distribution,

$$Q_T^{-1} \left( \frac{1}{\sqrt{T}} (Z \otimes I_K) \mathbf{u} \right) \xrightarrow{d} \mathcal{N}(0, \Gamma^{-1} \otimes \Sigma_u) \quad (28)$$

see [Lütkepohl \(2005\)](#), Proposition 3.1. By Slutsky's theorem claim (d) follows. □

*Proof.* THEOREM 2

- (1) Since Assumption (i) implies Assumption (ii), results (a)-(c) are unchanged, while (d) now involves the limit

$$Q_T^{-1} \frac{\Lambda}{\sqrt{T}} (\beta_0 - \beta) = Q_T^{-1} \cdot o_p(1) \cdot (\underline{\beta}_0 - \beta + o_p(1)) \xrightarrow{p} 0 \quad (29)$$

yielding (d').

- (2) Assuming  $\beta_0 \xrightarrow{p} \underline{\beta}_0$  simplifies the terms in the proof of Theorem 1 since now  $(\beta - \beta_0) = o_p(1)$ . The weaker convergence rate imposed by Assumption D.(iii) does not influence results (a)-(c), but matters for the limiting distribution. However, since  $\sqrt{T}\beta_0$  is asymptotically normal,

$$Q_T^{-1} \frac{\Lambda}{\sqrt{T}} (\beta_0 - \beta) = Q_T^{-1} \cdot \frac{\Lambda}{T} \cdot \sqrt{T}(\beta - \underline{\beta}_0) = Q_T^{-1} \cdot o_p(1) \cdot O_p(1) \xrightarrow{p} 0 \quad (30)$$

and again (d') follows. □

*Proof.* THEOREM 3

The stated results reduce to studying the behavior of two components used in the proof of Theorem 1 and Theorem 2, under the additional simplification of  $\beta_0 = 0$ .

- (a) Identical to result (a) in Theorem 1.  
(b) Consistency follows by noting that

$$\frac{\Lambda}{T} \beta \xrightarrow{p} \begin{bmatrix} 0 & 0 \\ 0 & \bar{\Lambda}_2 \end{bmatrix} \begin{bmatrix} \beta_1 \\ \beta_2 \end{bmatrix} = \begin{bmatrix} 0 \\ \bar{\Lambda}_2 \sqrt{T}^{-1} \mathbf{b}_2 \end{bmatrix} \xrightarrow{p} 0 \quad (31)$$

- (c) Follows from (c), Theorem 1 and (b) above.

(d'') The bias term in the expression of  $\sqrt{T}(\hat{\beta}^R - \beta)$  is driven by

$$\frac{\Lambda}{\sqrt{T}} \beta \propto \begin{bmatrix} \sqrt{T}^{-1} \Lambda_1 \beta_1 \\ \sqrt{T}^{-1} \Lambda_2 T^{-(1/2+\delta)} \mathbf{b}_2 \end{bmatrix} = \begin{bmatrix} \sqrt{T}^{-1} \Lambda_1 \beta_1 \\ T^{-1} \Lambda_2 (T^{-\delta} \mathbf{b}_2) \end{bmatrix} \xrightarrow{p} 0 \quad (32)$$

meaning there is no asymptotic bias. On the other hand, notice that

$$\left( \left( \frac{ZZ'}{T} \right) \otimes I_K + \frac{\Lambda}{T} \right)^{-1} \xrightarrow{p} (\Gamma + \bar{\Lambda}_{1:2})^{-1} \otimes I_K \quad (33)$$

Setting  $(\Gamma + \bar{\Lambda}_{1:2}) = \Gamma_{\bar{\Lambda}}$  yields the claim since there are no further simplifications in the asymptotic variance formula, cf. proof of (d), Theorem 1.

□

*Proof.* THEOREM 4

I make a straightforward adaptation of the proof found in [Hamilton \(1994\)](#), Proposition 11.2. Define  $\hat{\Sigma}_T^* = T^{-1}(UU')$ , which is expanded to

$$\hat{\Sigma}_T^* = \frac{1}{T} (Y - BZ)(Y - BZ)' \quad (34)$$

$$= \frac{1}{T} \left( Y - \hat{B}_{de}^R Z + (\hat{B}_{de}^R - B)Z \right) \left( Y - \hat{B}_{de}^R Z + (\hat{B}_{de}^R - B)Z \right)' \quad (35)$$

$$= \hat{\Sigma}_T^R + (\hat{B}_{de}^R - B) \left( \frac{ZZ'}{T} \right) (\hat{B}_{de}^R - B)' + \frac{1}{T} \left( (Y - \hat{B}_{de}^R Z)Z'(\hat{B}_{de}^R - B)' + (\hat{B}_{de}^R - B)Z(Y - \hat{B}_{de}^R Z)' \right) \quad (36)$$

Contrary to the least squares estimator, cross-terms do not cancel out since for  $0 \preceq \Lambda$  the residuals  $(Y - \hat{B}_{de}^R Z)$  are not in the orthogonal space of  $Z$ . From the consistency results of Theorem 1,

$$(\hat{B}_{de}^R - B) \left( \frac{ZZ'}{T} \right) (\hat{B}_{de}^R - B)' = o_p(1) \left( \frac{ZZ'}{T} \right) o_p(1) \xrightarrow{p} 0 \quad (37)$$

and

$$\sqrt{T}(\hat{B}_{de}^R - B) \left( \frac{ZZ'}{T} \right) (\hat{B}_{de}^R - B)' = O_p(1) \left( \frac{ZZ'}{T} \right) o_p(1) \xrightarrow{p} 0 \quad (38)$$

Further,

$$\sqrt{T} \left[ \frac{1}{T} (Y - \hat{B}_{de}^R Z)Z'(\hat{B}_{de}^R - B)' \right] = \left( \frac{\hat{U}Z'}{T} \right) \sqrt{T}(\hat{B}_{de}^R - B)' \xrightarrow{p} 0 \quad (39)$$

since again  $\sqrt{T}\hat{B}_{de}^R$  is asymptotically normal, and  $T^{-1}(\hat{U}Z') = T^{-1}(UZ') + (B - \hat{B}_{de}^R) \cdot T^{-1}(ZZ') = T^{-1}(UZ') + o_p(1) \xrightarrow{p} \mathbb{E}[UZ'] = 0$ . The same holds for the remaining transpose term, too.

It is thus proven that  $\sqrt{T}(\hat{\Sigma}_T^* - \hat{\Sigma}_T^R) \xrightarrow{p} 0$ , meaning  $\sqrt{T}(\hat{\Sigma}_T^* - \Sigma_u) \xrightarrow{p} \sqrt{T}(\hat{\Sigma}_T^R - \Sigma_u)$  so that the two terms may be exchanged in computing the joint asymptotic distribution. Theorem 1 accordingly yields

$$\begin{bmatrix} \hat{\beta}_0^R - \beta \\ \text{vec}(\hat{\Sigma}_T^R) - \text{vec}(\Sigma_u) \end{bmatrix} \xrightarrow{p} \begin{bmatrix} Q_T^{-1} \frac{\Lambda}{\sqrt{T}} (\beta_0 - \beta) + Q_T^{-1} \frac{1}{\sqrt{T}} \boldsymbol{\xi} \\ \frac{1}{\sqrt{T}} \boldsymbol{\eta} \end{bmatrix} \quad (40)$$

where  $\boldsymbol{\xi} = (Z \otimes I_K)\mathbf{u}$  and  $\boldsymbol{\eta} = \text{vec}(UU' - \Sigma_u)$ . As in [Hamilton \(1994\)](#), Proof of Proposition 11.2,  $(\boldsymbol{\xi}', \boldsymbol{\eta})'$  is a martingale difference sequence, thus the claim

$$\sqrt{T} \begin{bmatrix} \hat{\beta}_0^R - \beta \\ \text{vec}(\hat{\Sigma}_T^R) - \text{vec}(\Sigma_u) \end{bmatrix} \xrightarrow{d} \mathcal{N} \left( \begin{bmatrix} \Gamma^{-1} \Lambda_0 (\underline{\beta}_0 - \beta) \\ 0 \end{bmatrix}, \begin{bmatrix} \Gamma^{-1} \otimes \Sigma_u & 0 \\ 0 & \Omega \end{bmatrix} \right) \quad (41)$$

as  $T \rightarrow \infty$  follows. When the strengthened assumptions (1) or (2) of [Theorem 2](#) are used instead, the non-zero limiting mean vanishes

$$Q_T^{-1} \left( \frac{\Lambda}{T} \right) \sqrt{T} (\beta_0 - \beta) \xrightarrow{p} 0 \quad (42)$$

proving that the joint asymptotic distribution is mean-zero Gaussian.

Finally, to compute the explicit expression of the asymptotic variance  $\Omega$ , one must take care and note that  $u_t$  is not assumed to be normally distributed, contrary to the remainder of the proof in [Hamilton \(1994\)](#), pp. 342-343. A correct expression for i.i.d. non-Gaussian  $u_t$  can be found in [Remark 2.1](#), [Brüggemann et al. \(2016\)](#), yielding

$$\Omega = \text{Var}[\text{vec}(u_t u_t')] = \mathbb{E}[\text{vec}(u_t u_t') \text{vec}(u_t u_t)'] - \boldsymbol{\sigma} \boldsymbol{\sigma}' \quad (43)$$

where  $\boldsymbol{\sigma} = \text{vec}(\Sigma_u)$ . □

### 9.3 Monte Carlo Simulations

For a VAR( $p$ ) and a lag-adapted  $\Lambda^\ell$ , a collection  $\{\lambda_1, \dots, \lambda_p\}$  must be chosen. To implement OS and CV for the ridge estimators, I rely on MATLAB optimization routines, in both cases using the optimization function `patternsearch` from the MATLAB Optimization Toolbox. The domain of optimization is chosen to be the hypercube  $[0, T \times 10^2]^p$ , where  $T$  is the sample size. Rescaling by the sample size is very useful because the Gram matrix  $ZZ'$  has elements of order  $T$ .

There are two reasons behind the choice of a constrained maximization problem for setting  $\Lambda$ . First, an unconstrained optimization solution does not guarantee that the RLS estimator can be numerically computed: the issue is that for  $\lambda_i$  sufficiently large, the matrix  $(ZZ' \otimes I_K + \Lambda^\ell)$  can not be numerically inverted without precision issues. Secondly, a global optimization algorithm over an unbounded domain could stall by diverging away at least over some dimensions, leading to unfeasible Monte Carlo simulations times.

In applications, it is suggested to always employ advanced optimization routines, e.g. genetic or pattern-based optimizers like `patternsearch`, if possible. When one only requires to estimate the VAR model once, then the selection of  $\Lambda$  is a one-time cost. The gains of better optimization solutions therefore are often superior to the higher computational costs one incurs in when using more sophisticated routines. However, in selecting  $\Lambda$  one must also be careful in checking that a given cross- or out-of-sample validated solution does not produce numerical issues when computing RLS estimates using the closed-form formula, which entails a matrix inversion operation.

# Supplementary Appendix

## A Preliminaries

### A.1 LS and RLS Estimators.

Lütkepohl (2005), Chapter 3, shows that the multivariate least squares and GLS estimator of parameter vector  $\beta$  is given by

$$\hat{\beta} = ((Z'Z)^{-1}Z \otimes I_K)\mathbf{y}$$

as the minimizer of  $S(\beta) = \text{tr}[(Y - BZ)' \Sigma_u (Y - BZ)]$ . The multivariate ridge-regularized least squares (RLS) – or, simply, ridge – estimator considered in this paper is defined to be the minimizer of the regularized problem,

$$\begin{aligned} S^R(\beta; \Lambda) &= \text{tr}[(Y - BZ)'(Y - BZ)] + \text{tr}[B'\Lambda B] \\ &= \mathbf{y}'\mathbf{y} + \beta'(ZZ' \otimes I_K)\beta - 2\beta'(Z \otimes I_K)\mathbf{y} + \beta'\Lambda\beta \end{aligned}$$

The first partial derivative,

$$\frac{\partial S^R(\beta; \Lambda)}{\partial \beta} = 2(ZZ' \otimes I_K)\beta - 2(Z \otimes I_K)\mathbf{y} + 2\Lambda\beta$$

gives the normal equations  $(ZZ' \otimes I_K + \Lambda)\beta = (Z \otimes I_K)\mathbf{y}$ . The Hessian  $\partial^2 S^R(\beta)/\partial^2 \beta = 2(ZZ' \otimes I_K + \Lambda)\beta$  is positive definite when  $\Lambda > 0$ , thus indeed the minimum is achieved by

$$\hat{\beta}^R(\Lambda) = (ZZ' \otimes I_K + \Lambda)^{-1}(Z \otimes I_K)\mathbf{y}$$

Identical derivations prove that re-centering the ridge penalty at  $\beta_0 \in \mathbb{R}^{K^2p}$  produces the estimator

$$\hat{\beta}^R(\Lambda, \beta_0) = (ZZ' \otimes I_K + \Lambda)^{-1}((Z \otimes I_K)\mathbf{y} + \Lambda\beta_0)$$

### A.2 Structure of the Regularization Matrix

The vectorized RLS estimator  $\hat{\beta}^R(\Lambda)$  has maximal flexibility in terms of the regularization structure that matrix  $\Lambda = \text{diag}\{\lambda_{1,1}, \dots, \lambda_{K,p}\}$  ( $K^2p \times K^2p$ ) imposes. Since  $\beta$  contains all the coefficients of  $(A_1, \dots, A_p)$  it is indeed possible to individually penalize each lag of each series differently. In fact, by relaxing the assumption that  $\Lambda$  be a diagonal matrix, even more general penalization structures are possible, although I do not consider them in this paper.

An interesting special case arises if the RLS estimator is instead written in its matrix form<sup>12</sup>,

$$\hat{B}^R(\Lambda_{Kp}) = YZ'(ZZ' + \Lambda_{Kp})^{-1}$$

---

<sup>12</sup>For details in the least squares case, see again Lütkepohl (2005), Chapter 3. The derivations for the ridge estimator are identical.

where here it is of note that  $\Lambda_{Kp} > 0$  has size  $(Kp \times Kp)$ . The regularization structure imposed is different in general than that in  $\hat{\beta}^R(\Lambda)$ :  $\Lambda_{Kp}$  induces *column-wise* ridge regularization, which penalizes coefficient estimates uniformly over each of the  $Kp$  columns of  $B$ . The associated vectorized estimator then simplifies:

$$\begin{aligned}\hat{\beta}^R(\Lambda_{Kp}) &= ((ZZ' + \Lambda_{Kp}) \otimes I_K)^{-1}(Z \otimes I_K)\mathbf{y} \\ &= ((ZZ' + \Lambda_{Kp})^{-1}Z \otimes I_K)\mathbf{y}\end{aligned}$$

On the other hand, the *de-vectorized* RLS estimator is given by

$$\hat{B}_{de}^R(\Lambda_{K^2p}) = \text{reshape}(\beta^R(\Lambda), K, Kp)$$

that is,  $\hat{B}_{de}^R$  is simply a restructuring of the vectorized estimator into a matrix with identical dimensions to  $B$ . Importantly then,  $\hat{B}_{de}^R(\Lambda_{K^2p})$  is equivalent to  $\hat{B}^R(\Lambda_{Kp})$  if  $\Lambda_{K^2p} = \Lambda_{Kp} \otimes I_K$ . Because  $\beta^R(\Lambda_{K^2p})$  and  $\hat{B}_{de}^R(\Lambda_{K^2p})$  allow for the most generality, I will consider them the "standard" RLS estimators, so the dimension subscript to  $\Lambda$  will be dropped unless explicitly required.

### A.3 Autocovariance and Asymptotic Conditioning

The conditioning of the autocovariance matrix  $\Gamma = \mathbb{E}(y_t y_t')$  is an important measure for the role that the regularization in the RLS estimator should be playing. This in turn depends on the eigenvalues of  $\Gamma_T$  with respect to those of  $\Gamma$ . [Hoerl and Kennard \(1970\)](#) showed in the linear regression setting that, when the sample covariance matrix deviates significantly from the identity matrix, its small eigenvalues excessively inflate the variance of least squares estimates, even though the regression problem itself is well-posed. This fragility is inherently a byproduct of finite sampling, and partially due to numerical procedures. Nowadays, numerical precision is virtually not a concern anymore, as robust linear algebra procedures are implicitly implemented in most scientific languages and toolboxes. Yet estimation issues tied to small or unfavorable data samples remain extremely relevant from both theoretical and practical viewpoints.

In the spirit of ridge as a regularization procedure, the following Lemma establishes convergence in probability of the ordered eigenvalues of the sample autocovariance matrix.

**Lemma A.1.** *If  $\hat{\Gamma}_T = T^{-1} \sum_{t=1}^{T-1} y_t y_t' \xrightarrow{p} \Gamma$  where  $\Gamma \in \mathbb{R}^{K \times K}$  is positive definite, then*

$$\omega_j(\hat{\Gamma}_T) \xrightarrow{p} \omega_j(\Gamma)$$

where  $\omega_j(A)$  is the  $j$  largest eigenvalue of  $A$ .

*Proof.* First, recall that for all matrices  $A \in \mathbb{R}^{K \times K}$ , the determinant  $\det(A)$  is clearly a continuous mapping<sup>13</sup>. Furthermore, for any polynomial  $g(z) = z^n + a_1 z^{n-1} + \dots + a_n$ ,  $a_i \in \mathbb{C}$  factored

<sup>13</sup>This follows from  $\det(A_{i,j}) = \sum_{\varsigma} \text{sgn}(\varsigma) \prod_{i=1}^K A_{\varsigma(i),i}$  for  $\varsigma$  permutation over  $\{1, \dots, K\}$



as  $g(z) = (z - w_1) \cdots (z - w_n)$ ,  $w_i \in \mathbb{C}$ , where the ordering of roots  $w_i$  is arbitrary, it holds that for any  $\epsilon > 0$  there exists  $\delta > 0$  such that for every polynomial  $h(z) = z^n + b_1 z^{n-1} + \dots + b_n$  with  $|a_i - b_i| < \delta$  decomposed as  $g(z) = (z - \bar{w}_1) \cdots (z - \bar{w}_n)$ ,  $|w_i - \bar{w}_i| < \epsilon$ ,  $i = 1, \dots, n$ , see [Whitney \(1972\)](#), Appendix V.4. This in particular implies that the roots of the characteristic polynomial of matrix  $A$  are continuous functions of its coefficients.

Let  $\varrho_{\hat{\Gamma}_T}(z) = z^K + a_1 z^{K-1} + \dots + a_K = (z - \hat{\omega}_1) \cdots (z - \hat{\omega}_K)$  and  $\varrho_{\Gamma}(z) = z^K + b_1 z^{K-1} + \dots + b_K = (z - \omega_1) \cdots (z - \omega_K)$  be the (real) characteristic polynomials of  $\hat{\Gamma}_T$  and  $\Gamma$  respectively. Because of the continuity arguments above, for every  $\epsilon > 0$  there exist  $\delta_1, \delta_2 > 0$  such that

$$\begin{aligned} \mathbb{P}(|\hat{\omega}_i - \omega_i| > \epsilon) &\leq \mathbb{P}(|a_i - b_i| > \delta_1) \\ &\leq \mathbb{P}(\|\hat{\Gamma}_T - \Gamma\| > \delta_2) \end{aligned}$$

for  $i \in \{1, \dots, K\}$ . Since by assumption  $\hat{\Gamma}_T \xrightarrow{P} \Gamma$ , the RHS of the above converges to zero as  $T \rightarrow \infty$ , thus  $\hat{\omega}_i \xrightarrow{P} \omega_i$ .  $\square$

## B Inverse Impulse Response Mapping

Let  $\Phi_1, \Phi_2, \dots, \Phi_H$  be the  $K \times K$  MA coefficient matrices for time series  $y_t$ . It is straightforward to prove that, if one is willing to assume that the underlying data-generating process is a finite-order VAR( $H$ ) model - that is, matrices  $\{\Phi_i\}_{i=1}^H$  contain all the relevant information on the process (error covariance excluded) - the mapping to autoregressive matrices  $A_1, \dots, A_H$  can also be written in terms of a companion-form matrix.

To see this, consider the VAR to VMA coefficient recursion ([Lütkepohl, 2005](#)) given by

$$\begin{aligned} I_K &= \Phi_0 \\ 0 &= \Phi_1 - \Phi_0 A_1 \\ 0 &= \Phi_2 - \Phi_1 A_1 - \Phi_0 A_2 \\ &\vdots \\ 0 &= \Phi_i - \sum_{j=1}^i \Phi_{i-j} A_j \\ &\vdots \end{aligned}$$

Since  $\Phi_0 = I_K$  is it obvious that one may rewrite all of the recursion for  $i > 0$  simply as

$$0 = \Phi_i - A_i - \sum_{j=1}^i \Phi_{i-j} A_j$$

By introducing  $A_0 = I_K$ , reordering and adding index  $j = 0$  to the sum one gets

$$-A_i = \sum_{j=0}^i (-\Phi_{i-j})(-A_j) = \sum_{j=0}^i \Phi_{i-j}^- A_j^-$$

Notice that the above equation with terms  $\Phi_{i-j}^-$  and  $A_j^-$  has the same form as the usual MA recursion, which can be easily computed by powers of the companion matrix. Further, the introduction of  $A_0$  is without loss of generality. Therefore, it follows immediately that  $(\Phi^-)^H$ , as defined in Section 5, yields coefficients  $-A_1, \dots, -A_H$  stacked over its first  $K$  columns.