

Making Noisy Quantum Channels Transparent

Rajeev Gangwar,¹ Mohit Lal Bera,² G. P. Teja,¹ Sandeep K. Goyal,¹ and Manabendra Nath Bera^{1,*}

¹*Department of Physical Sciences, Indian Institute of Science Education and Research (IISER), Mohali, Punjab 140306, India*

²*ICFO – Institut de Ciències Fotòniques, The Barcelona Institute of Science and Technology, ES-08860 Castelldefels, Spain*

One of the major obstacles faced by quantum-enabled technology is the environmental noise that causes decoherence in the quantum system, thereby destroying much of its quantum aspects and introduces errors while the system undergoes quantum operations and processing. A number of techniques have been invented to mitigate the environmental effects; however, much of these techniques are specific to the environment and the quantum tasks at hand, limiting their applicability. Here we propose a protocol that makes arbitrary environments effectively noise-free or transparent. The protocol exploits non-local superposition in evolution as a quantum resource. Consequently, it enables full protection of quantum information and entanglement from decoherence, and perfect quantum communications across arbitrary noisy channels for any finite-dimensional quantum system. We also propose experimental schemes to implement this protocol on linear optical and atomic systems.

Introduction – A quantum system cannot be fully isolated from its environment, and the latter induces decoherence in the system, thereby destroying much of its quantum aspects, and introduces uncontrolled errors [1–4]. Taking over environmental noise is thus one of the major challenges in quantum-enabled technologies today. Some of the well-known techniques to eliminate environmental effects include dynamical decoupling [5–8], and coherent feedback control [9] to suppress the decoherence, quantum error-correction [4, 10–14], and error-mitigating methods [15–20] for quantum computation and simulations. In the context of long-distance quantum communication, protocols based on quantum switches and indefinite causal-order have been proposed to improve channel capacities [21–23]. However, much of these techniques have limited applicability and specific to the nature of environments and the quantum tasks under consideration.

Here we introduce a generic protocol that makes arbitrary noisy environment noise-free or transparent. The protocol finds many potential applications in quantum information technology. For example, it enables full protection of quantum information and entanglement from decoherence and environmental noise, and perfect quantum communications across arbitrary channels, to mention a few. We also propose two experimentally realizable schemes to implement the protocol enabling perfect quantum communication and perfect protection of quantum information in optical and atomic systems.

Unlike other protocols, we exploit the non-local superposition in the evolution as a quantum resource to achieve transparency of an arbitrary channel acting on the system. We term our protocol “quantum channel transparency” (QCT). For simplicity, we consider qubit channels ($d = 2$); however, the protocol can be extended to an arbitrary d -dimensional system. The action of an arbitrary channel Λ^S on a state ρ^S of a qubit system S reads

$$\Lambda^S(\rho^S) = \sum_m F_m^S \rho^S F_m^{S\dagger}, \quad (1)$$

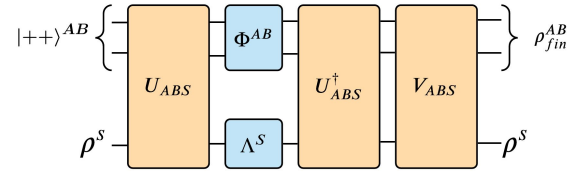


Figure 1. **Quantum circuit for QCT:** The QCT protocol uses two ancilla A and B in the initial state $|++\rangle^{AB}$. In the pre-processing phase, the non-local unitary U_{ABS} is applied on the system S and the ancilla AB , which couples the three qubits before they are exposed to the environments. Due to the environment, the system S undergoes an arbitrary noisy operation Λ^S , while the ancilla AB may be exposed to a wide class of noise given by the map Φ^{AB} in Eq. (5). In the post-processing phase, we undo the operation U_{ABS} , i.e., apply U_{ABS}^\dagger , followed by the non-local unitary operation V_{ABS} , which neutralizes the effect of environmental noise on S .

where F_m^S s are the Kraus operators satisfying $\sum_m F_m^{S\dagger} F_m^S = \mathbb{1}$. Here, $\mathbb{1}$ is the 2×2 identity matrix. The Kraus operators can be expressed in terms of superposition in the orthonormal Hilbert-Schmidt bases, as $F_m^S = \sum_{i=0,x,y,z} c_{mi} \sigma_i^S$, where $c_{mi} \in \mathbb{C}$, $\sigma_0 = \mathbb{1}$, and σ_x^S, σ_y^S , and σ_z^S are the Pauli x, y , and z matrices, respectively. The QCT protocol implements the transformation $\Lambda^S \rightarrow \mathbb{1}^S$ on the level of operation, where $\mathbb{1}^S$ represents the identity channel.

QCT protocol – The step-by-step description of the QCT protocol is given below. The protocol requires additional two qubits A and B as ancillary systems and global operations between the system S and the ancilla AB . The system is in an arbitrary state ρ^S . A quantum circuit scheme to realize the protocol is given in figure 1.

Step 1: The ancilla AB is initiated in the state $|++\rangle$ where $|+\rangle^{A/B} = (|0\rangle^{A/B} + |1\rangle^{A/B})/\sqrt{2}$.

Step 2: The composite ABS is evolved by a global unitary op-

* mnbera@gmail.com

eration U_{ABS} , given by

$$U_{ABS} = |00\rangle\langle 00|^{AB} \otimes \mathbb{1}^S + |01\rangle\langle 01|^{AB} \otimes \sigma_z^S \\ + |10\rangle\langle 10|^{AB} \otimes \sigma_x^S - i|11\rangle\langle 11|^{AB} \otimes \sigma_y^S. \quad (2)$$

Step 3: The system S undergoes an arbitrary (possibly unknown) qubit channel Λ^S , as a result of its interaction with its environment. Similarly, the ancilla may be allowed to experience environmental noise resulting in a specific class of channels Φ^{AB} .

Step 4: The composite ABS is evolved with the unitary U_{ABS}^\dagger followed by another unitary V_{ABS} given by

$$V_{BAS} = |++\rangle\langle ++|^{AB} \otimes \mathbb{1}^S + |+-\rangle\langle +-|^{AB} \otimes \sigma_x^S \\ + |--\rangle\langle --|^{AB} \otimes \sigma_y^S + |-+\rangle\langle -+|^{AB} \otimes \sigma_z^S. \quad (3)$$

On the level of channel, the Steps 1-4 implement a transformation that leads to

$$\Phi^{AB} \otimes \Lambda^S \rightarrow \Psi^{AB} \otimes \mathbb{1}^S, \quad (4)$$

for an arbitrary noisy channel Λ^S , and $\Phi^{AB} = \sum_\mu E_\mu^{AB} \rho_{AB} (E_\mu^{AB})^\dagger$ with the Kraus operators

$$E_\mu^{AB} = q_{\mu 0} \mathbb{1} \otimes \mathbb{1} + q_{\mu 1} \sigma_x \otimes \mathbb{1} + q_{\mu 2} \sigma_y \otimes \sigma_x + q_{\mu 3} \sigma_z \otimes \sigma_x, \quad (5)$$

where $q_{\mu i} \in \mathbb{C}$. An example of the operation Φ^{AB} is the identity operation.

The unitaries U_{ABS} and V_{ABS} are acausal in nature as they possess (non-local) superposition in the (local) evolution bases $\{|mr\rangle\langle ns|^{AB} \otimes \sigma_i^S\}$ and $i \in \{0, x, y, z\}$, and cannot be expressed as the product of two local unitaries [24, 25]. This acausal nature of these unitaries results in the following transformation of the Kraus operators F_m^S of the system

$$F_m^S \rightarrow \sum_i \sigma_i F_m^S \sigma_i \propto \mathbb{1}, \quad (6)$$

which results in the transparency of the channel. The acausal nature of the U_{ABS} and V_{ABS} is responsible for transferring the environmental effects from the system to the ancilla. Note that, in place of applying the unitary V_{ABS} in Step 4, we may also perform a non-unitary operation with the Kraus operators $\{|++\rangle\langle ++|^{AB} \otimes \mathbb{1}^S, |+-\rangle\langle +-|^{AB} \otimes \sigma_x^S, |--\rangle\langle --|^{AB} \otimes \sigma_y^S, |-+\rangle\langle -+|^{AB} \otimes \sigma_z^S\}$ to make the channel Λ^S transparent.

QCT protocol for qudit channels ($d \geq 3$) – The QCT protocol for a d -dimensional system (S) follows similar to the qubit systems, where an arbitrary qudit channel Λ_d^S is made transparent with the help of two d -dimensional ancillary systems A and B . In Step 1, the ancilla state is prepared in $|\psi_0\rangle^A \otimes |\psi_0\rangle^B$ where $|\psi_0\rangle = \frac{1}{\sqrt{d}} \sum_{k=0}^{d-1} |k\rangle$. In Step 2, the tripartite unitary operation $U_{ABS}^{(d)} = (\mathbb{1}_B \otimes C_X^{AS})(\mathbb{1}_A \otimes C_Z^{BS})$ is applied. Here the control operations C_X^{AS} and C_Z^{BS} are defined as

$$C_Z^{BS} = \sum_{k=0}^{d-1} |k\rangle\langle k|^B \otimes Z^k, \quad C_X^{AS} = \sum_{k=0}^{d-1} |k\rangle\langle k|^A \otimes X^k, \quad (7)$$

where $Z = \sum_{k=0}^{d-1} e^{i(2k\pi/d)} |k\rangle\langle k|$ and $X = \sum_{k=0}^{d-1} |(k+1) \bmod d\rangle\langle k|$. In Step 3, the system is exposed to an arbitrary environment and undergoes a noisy operation Λ_d^S . The ancilla AB may also undergo noisy operation Φ_d^{AB} with the corresponding Kraus operators

$$E_\mu^{AB} = \sum_{i,j} c_{\mu ij} Z^i X^j \otimes X^{d-i}. \quad (8)$$

In Step 4, the ABS composite is evolved with the unitary $U_{ABS}^{(d)\dagger}$ and followed by $V_{ABS}^{(d)}$, where

$$V_{ABS}^{(d)} = \sum_{m,n} |\psi_m\rangle\langle \psi_m|^A \otimes |\psi_n\rangle\langle \psi_n|^B \otimes (Z^m X^n)^\dagger, \quad (9)$$

with $|\psi_m\rangle^A = Z^m |\psi_0\rangle^A$ and $|\psi_n\rangle^B = Z^{[n(d-1) \bmod d]} |\psi_0\rangle^B$. The Steps 1-4 result in the overall transformation on the level of channel as

$$\Phi_d^{AB} \otimes \Lambda_d^S \rightarrow \Psi_d^{AB} \otimes \mathbb{1}^S, \quad (10)$$

where the local channel on the system S becomes transparent.

For potential applications, the protocol can protect quantum information against arbitrary noise and enables perfect quantum communication. Not only that, for a multipartite system, it can protect entanglement while the subsystems are exposed to local environments. In the following, we discuss implementation schemes for QCT protocol on optical and atomic systems.

Perfect quantum communication using optical system –

How efficiently and accurately one is able to transmit quantum information through noisy environments without affecting the message is a crucial question in long-distance quantum communications. In general, for major non-unitary channels, the quantum communication capacity remains below the maximum possible value, where the maximum value represents a perfect communication channel. For example, for a qubit channel, the maximum value is unity. The proposed QCT protocol, however, can maximize the channel capacity of an arbitrary noisy channel by making it transparent.

An experimentally realizable scheme for perfect quantum communication using QCT is presented in Figure 2. The scheme uses internal degrees of freedom of light such as polarization modes, the orbital angular momentum (OAM) [26] modes and the spatial degrees of freedom. The system qubit (S) consists of the OAM states in the basis $\{|\pm 1\rangle\}$, which is also used to carry quantum information and is prone to arbitrary environmental interactions. Ancilla qubits A and B are the polarization and spatial modes of light, respectively. The spaces of A and B are spanned by the basis $\{|h\rangle, |v\rangle\}$ and $\{|a\rangle, |b\rangle\}$, respectively.

The most non-trivial operations in the QCT protocol are the non-local unitary operations U_{ABS} and V_{ABS} . The operation U_{ABS} can be decomposed as

$$U_{ABS} = |a\rangle\langle a|^B \otimes C_x^{AS} + |b\rangle\langle b|^B \otimes C_x^{AS} (\mathbb{1}^A \otimes \sigma_z^S), \quad (11)$$

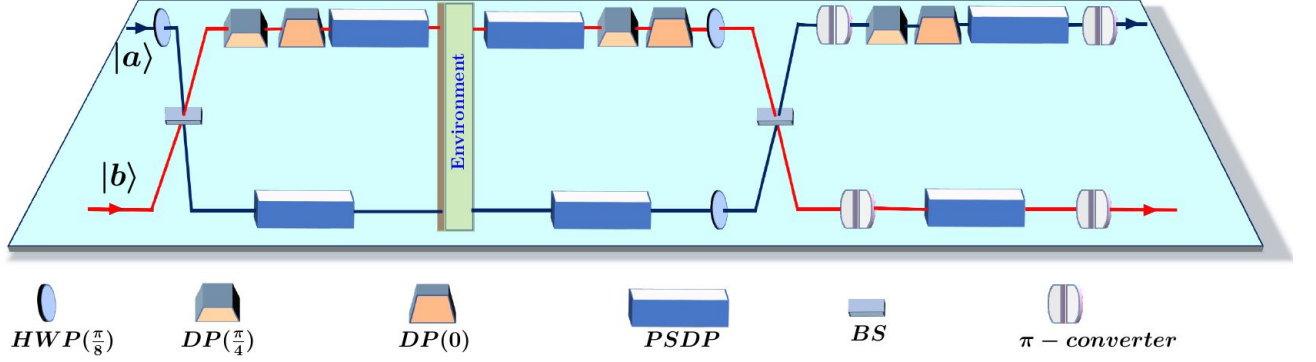


Figure 2. **An all optical setup implementing QCT.** Initially, the system qubit is in an arbitrary state $|\psi\rangle = \alpha|1\rangle + \beta|-1\rangle$, where $\alpha, \beta \in \mathbb{C}$; $|\alpha|^2 + |\beta|^2 = 1$. The initial state of the ancilla will be $|00\rangle^{AB} \equiv |h, a\rangle \equiv |h\rangle \otimes |a\rangle$. The state $|++\rangle^{AB} \equiv \frac{1}{\sqrt{2}}(|h, a\rangle + |h, b\rangle + |v, a\rangle + |v, b\rangle)$ of ancilla AB is prepared by the action of a HWP in the path $|a\rangle$ rotated by an angle $\pi/8$ followed by a balanced BS. In order to apply the U_{ABS} operation, we use PSDP in path $|a\rangle$ and two DPs followed by a PSDP in path $|b\rangle$. In the similar fashion we implement U_{ABS}^\dagger . We use HWPs, balanced BSs, and cylindrical lenses (π -converters) to implement Hadamard operations in order to convert U_{ABS} to V_{ABS} .

where C_x^{AS} is the C-NOT operation on the AS subsystem, where the control lies with the ancilla A . From this decomposition of U_{ABS} , it is clear that we need to perform C-NOT operation jointly on the polarization and OAM system, and σ_z operation of the OAM qubit.

The σ_z operation on the OAM states $|\pm 1\rangle$ can be performed using a Dove prism (DP) [27]. The action of a DP rotated about the z -axis by angle ϑ cause the following transformation on the OAM state $|\ell\rangle$:

$$|\ell\rangle \rightarrow \exp(2i\ell\vartheta)|-\ell\rangle. \quad (12)$$

Therefore, two DPs in series, first one at angle $\vartheta = \pi/4$ and second one at $\vartheta = 0$ will result in the transformation matrix

$$i \begin{pmatrix} 1 & 0 \\ 0 & -1 \end{pmatrix}. \quad (13)$$

The phase i can be compensated using a phase plate. Hence, two colinear DPs can act as σ_z operation on the OAM states $|\pm 1\rangle$.

The C-NOT operation between the OAM and the polarization qubits can be implemented using the polarization selective DP (PSDP) [28], which acts like a DP for some polarization and an identity channel for the orthogonal polarization. Therefore, the action of the PSDP is given by:

$$|h, \pm 1\rangle \rightarrow |h, \pm 1\rangle; |v, \pm 1\rangle \rightarrow |v, \mp 1\rangle.$$

This is exactly the C-NOT operation we desire.

Note that $V_{ABS} = (H_A \otimes H_B \otimes H_S)U_{ABS}(H_A \otimes H_B \otimes H_S)$, where H_η represents Hadamard operation on the system η . The Hadamard operation on the polarization and the spatial modes can be implemented using half wave-plates (HWPs) and the beam splitters (BSs), respectively. On the other hand, the Hadamard on the OAM degree of freedom requires π -converter [29, 30].

Therefore, the QCT protocol requires only linear optical elements such as DP, PSDP, BS, HWP, and π -converters, see Figure 2. Thereby making the channel implemented on OAM transparent, the protocol enables perfect quantum communication using OAM modes.

Protecting quantum information in atomic systems – In quantum information processing tasks, it is often necessary to protect coherence in the state of a quantum system for a long enough duration. But, the inevitable interaction with the environment makes the state to decay. The environmental effects can be nullified using the QCT protocol introduced above hence protect the state and the quantum information indefinitely. To demonstrate that, we present an experimental scheme in Figure 3, where the state of an atom is protected for an indefinite time.

In this scheme, we consider a three-level atom with a two-fold degenerate ground state and an excited state trapped inside an optical cavity. The system qubit (S) consists of the state space spanned by the low-energy states $|\pm 1\rangle$ of the atom, whereas the ancilla qubits (A and B) consist of two single-photons.

To implement the operation U_{ABS} we first notice that this operator can be decomposed as a product of two controlled two-qubit operators as follows:

$$U_{ABS} = (\mathbb{1}_B \otimes C_x^{AS})(\mathbb{1}_A \otimes C_z^{BS}), \quad (14)$$

where $C_x^{AS} = |0\rangle\langle 0|^A \otimes \mathbb{1}^S + |1\rangle\langle 1|^A \otimes \sigma_x^S$ and $C_z^{BS} = |0\rangle\langle 0|^B \otimes \mathbb{1}^S + |1\rangle\langle 1|^B \otimes \sigma_z^S$ are respectively the control-NOT and control-Phase gates acting on one photon and the atom.

The control-Phase and the control-NOT operations between a photon and the atom can be performed using the technique given in Ref. [31–34]. For this technique to work, the three-level atom should have the Λ -transition, where the transition is allowed only between $|\pm 1\rangle \leftrightarrow |0\rangle$ and forbidden between

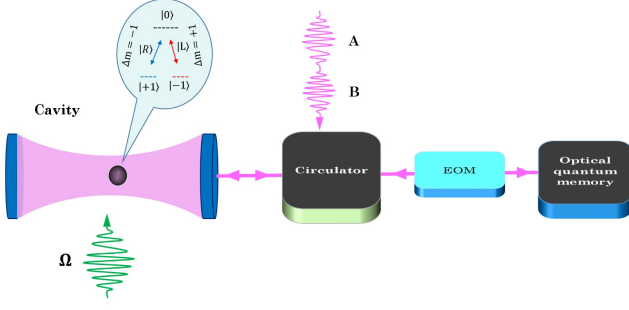


Figure 3. **Protecting quantum information in an atomic system:**

The atomic state space is spanned by the low-energy states $|\pm 1\rangle$ and the excited state $|0\rangle$. The ancilla consists of two single-photons (A and B) in circularly polarization basis $\{|R\rangle, |L\rangle\}$. The photons are initiated in the states $(|R\rangle + |L\rangle)/\sqrt{2}$. In order to implement U_{ABS} operation, we make two photons A and B interact with the atom S inside the cavity. Let the two photons be τ time apart where the photon B comes first. The interaction of the photon B with the atom results in the C_z^{BS} operation. Then applying Hadamard operation on the atom using STIRAP technique with the help of a classical laser pulses (Ω) followed by the interaction of the photon A yields C_x^{AS} operation. Both operations together result in U_{ABS} . Afterward, the two photons can be stored in an optical quantum memory [35–37] to be used subsequently to implement U_{ABS}^\dagger and V_{ABS} operations. Circulators [32] are used to direct the photons towards the cavity and optical quantum memory. The electro-optic-modulator (EOM) [38, 39] is used to perform Hadamard operation on the photons in order to convert U_{ABS} into V_{ABS} .

$|1\rangle \leftrightarrow |-1\rangle$ levels. Due to the conservation of angular momentum, the right-circular polarized light interacts with $|1\rangle \leftrightarrow |0\rangle$ transition and the left-circular with $|-1\rangle \leftrightarrow |0\rangle$.

For an atom trapped inside a cavity in the strong coupling regime (Purcell regime), in the steady state limit and at resonance, the relation between the input a_{in} and output a_{out} light modes of the cavity can be written as

$$a_{out} = \frac{-\kappa\gamma + 4g^2}{\kappa\gamma + 4g^2} a_{in}, \quad (15)$$

where κ is the decay rate of the cavity, g characterizes the coupling strength between the cavity and the atom and γ is the atomic decay rate such that $\kappa \gg g \gg \gamma$. Therefore, if $g^2 \gg \kappa\gamma$ then $a_{out} \sim a_{in}$ whereas if $g^2 \ll \kappa\gamma$ then $a_{out} \sim -a_{in}$.

If we choose the right-circular polarization as the normal mode of the optical cavity, then the transition $|-1\rangle \leftrightarrow |0\rangle$ is always decoupled, i.e., $g = 0$. Therefore, if the atom is prepared in the state $|-1\rangle$ then it will reflect the photon with a π -phase, irrespective of its polarization. However, if the atom is in the state $|1\rangle$ then the photon will experience a σ_z operation on its polarization states, i.e., $|L\rangle \rightarrow -|L\rangle$ and $|R\rangle \rightarrow |R\rangle$. The general transformation can be written as

$$|L\rangle \otimes |\pm 1\rangle \rightarrow -|L\rangle \otimes |\pm 1\rangle, \quad |R\rangle \otimes |\pm 1\rangle \rightarrow \pm |R\rangle \otimes |\pm 1\rangle, \quad (16)$$

which is exactly $-C_z$ operation. The C_z operation can be converted into the C_x operation by applying Hadamard operation on the target qubit. It can be done efficiently on the atomic

system by the optimized-STIRAP techniques where the excited state $|0\rangle$ is adiabatically eliminated [40, 41]. Hence, we can perform both the control-NOT and Control-Phase operations on the photon plus atomic system.

Therefore, the unitary U_{ABS} can be implemented by sequentially interacting the two photons with the atom-cavity system. In the similar fashion we can implement V_{ABS} operator between the atom and the photons by introducing U_{ABS} along with the Hadamard operation on the polarization states of the photons using HWP and the atomic states using STIRAP technique.

Discussions – Unlike the conventional noise-mitigating protocols that are, in general, specific to the system, and the nature of the environment, the QCT protocol can be applicable for an arbitrary channel on any system. The methods to improve coherence time using dynamical-decoupling and feedback control are particular to the nature of noise. While these protect local coherence to an extent, they are not suitable for preserving the non-local coherence, such as the quantum entanglement. In contrast, the QCT can protect both local and global coherence for an indefinite time, irrespective of the nature of local noises. There are techniques to protect quantum entanglement by creating it in a decoherence-free-subspace. However, these are also specific to a small set of entangled states and, unlike QCT, do not work for arbitrary states in general. In communications, the quantum switch-based protocols to improve channel capacity are, yet again, limited to a specific class of environmental noise. But the QCT is capable of maximizing the capacity for arbitrary noisy channels.

Another technique to mitigate the environmental effects is the SWAP protocol, where one can transfer the noise effects from the system to the ancilla by swapping their states. However, this requires the ancilla to be noise-free at all times. On the contrary, the QCT protocol works even if the ancilla is allowed to interact with a large class of noisy environments.

In summary, we have introduced a protocol that makes an arbitrary quantum channel transparent for an arbitrary dimensional quantum system. Specifically, we have given the implementation scheme on the optical systems in order to perform perfect quantum communication using simple linear optical setups. We have also presented a scheme to protect quantum information in an atomic system inside a cavity.

The QCT protocol may open new avenues to protect quantum information and correlations against environmental effects and enable perfect quantum communications. For example, the protocol can be used to share entanglement between distant parties; hence may replace quantum repeaters. Combining the control over information, protection of quantum entanglement shared by distant parties, and perfect communication makes it possible to build a perfect quantum network. On the theoretical side, the protocol also identifies the non-local superposition in evolutions as a quantum resource. Therefore, this work is expected to initiate further theoretical investigations to understanding the fundamental nature of these non-local resources and finding possible applications in the context of quantum information theory.

Acknowledgments – R.G. thanks the Council of Scientific and Industrial Research (CSIR), Government of India, for financial support through a research fellowship (Award No. 09/947(0233)/2019-EMR-I). S.K.G. acknowledges the financial support from Inter-disciplinary Cyber Physical Systems(ICPS) program of the Department of Science and Technology, India, (Grant No.:DST/ICPS/QuST/Theme-1/2019/12). M.N.B. gratefully acknowledges financial supports from SERB-DST (CRG/2019/002199), Government of India. M.L.B. thankfully acknowledges support from ERC AdG NOQIA, Agencia Estatal de Inves-

tigación (“Severo Ochoa” Center of Excellence CEX2019-000910-S, Plan National FIDEUA PID2019-106901GB-I00/10.13039/501100011033, FPI), Fundació Privada Cellex, Fundació Mir-Puig, and from Generalitat de Catalunya (AGAUR Grant No. 2017 SGR 1341, CERCA program, QuantumCAT_U16-011424, co-funded by ERDF Operational Program of Catalonia 2014-2020), MINECO-EU QUANTERA MAQS (funded by State Research Agency (AEI) PCI2019-111828-2/10.13039/501100011033), EU Horizon 2020 FET-OPEN OPTOLogic (Grant No 899794), and the National Science Centre, Poland-Symfonia Grant No. 2016/20/W/ST4/00314.

-
- [1] W. G. Unruh, Maintaining coherence in quantum computers, *Phys. Rev. A* **51**, 992 (1995).
- [2] H. P. Breuer and F. Petruccione, *The theory of open quantum systems* (Oxford University Press, Great Clarendon Street, 2002).
- [3] W. H. Zurek, Decoherence, einselection, and the quantum origins of the classical, *Rev. Mod. Phys.* **75**, 715 (2003).
- [4] M. L. Nielsen and I. L. Chuang, *Quantum Computation and Quantum Information* (Cambridge: Cambridge University Press, 2000).
- [5] L. Viola, E. Knill, and S. Lloyd, Dynamical decoupling of open quantum systems, *Phys. Rev. Lett.* **82**, 2417 (1999).
- [6] K. Khodjasteh and D. A. Lidar, Fault-tolerant quantum dynamical decoupling, *Phys. Rev. Lett.* **95**, 180501 (2005).
- [7] J. Du, X. Rong, N. Zhao, Y. Wang, J. Yang, and R. B. Liu, Preserving electron spin coherence in solids by optimal dynamical decoupling, *Nature* **461**, 1265 (2009).
- [8] G.-Q. Liu, H. C. Po, J. Du, R.-B. Liu, and X.-Y. Pan, Noise-resilient quantum evolution steered by dynamical decoupling, *Nature Communications* **4**, 2254 (2013).
- [9] H. Bluhm, S. Foletti, D. Mahalu, V. Umansky, and A. Yacoby, Enhancing the coherence of a spin qubit by operating it as a feedback loop that controls its nuclear spin bath, *Phys. Rev. Lett.* **105**, 216803 (2010).
- [10] D. Gottesman, Stabilizer codes and quantum error correction, arXiv:quant-ph/9705052 (1997).
- [11] J. Chiaverini, D. Leibfried, T. Schaetz, M. D. Barrett, R. B. Blakestad, J. Britton, W. M. Itano, J. D. Jost, E. Knill, C. Langer, R. Ozeri, and D. J. Wineland, Realization of quantum error correction, *Nature* **432**, 602 (2004).
- [12] T. Aoki, G. Takahashi, T. Kajiya, J.-i. Yoshikawa, S. L. Braunstein, P. van Loock, and A. Furusawa, Quantum error correction beyond qubits, *Nature Physics* **5**, 541 (2009).
- [13] X.-C. Yao, T.-X. Wang, H.-Z. Chen, W.-B. Gao, A. G. Fowler, R. Raussendorf, Z.-B. Chen, N.-L. Liu, C.-Y. Lu, Y.-J. Deng, and J.-W. Chen, Yu-Ao and Pan, Experimental demonstration of topological error correction, *Nature* **482**, 489 (2012).
- [14] B. M. Terhal, Quantum error correction for quantum memories, *Rev. Mod. Phys.* **87**, 307 (2015).
- [15] K. Temme, S. Bravyi, and J. M. Gambetta, Error mitigation for short-depth quantum circuits, *Phys. Rev. Lett.* **119**, 180509 (2017).
- [16] S. Endo, S. C. Benjamin, and Y. Li, Practical quantum error mitigation for near-future applications, *Phys. Rev. X* **8**, 031027 (2018).
- [17] S. McArdle, X. Yuan, and S. Benjamin, Error-mitigated digital quantum simulation, *Phys. Rev. Lett.* **122**, 180501 (2019).
- [18] A. Kandala, K. Temme, A. D. Córcoles, A. Mezzacapo, J. M. Chow, and J. M. Gambetta, Error mitigation extends the computational reach of a noisy quantum processor, *Nature* **567**, 491 (2019).
- [19] P. G. Kwiat, A. J. Berglund, J. B. Altepeter, and A. G. White, Experimental verification of decoherence-free subspaces, *Science* **290**, 498 (2000).
- [20] R. Blume-Kohout, H. K. Ng, D. Poulin, and L. Viola, Characterizing the structure of preserved information in quantum processes, *Phys. Rev. Lett.* **100**, 030501 (2008).
- [21] P. A. Guérin, A. Feix, M. Araújo, and i. c. v. Brukner, Exponential communication complexity advantage from quantum superposition of the direction of communication, *Phys. Rev. Lett.* **117**, 100502 (2016).
- [22] D. Ebler, S. Salek, and G. Chiribella, Enhanced communication with the assistance of indefinite causal order, *Phys. Rev. Lett.* **120**, 120502 (2018).
- [23] G. Chiribella, M. Banik, S. S. Bhattacharya, T. Guha, M. Alimuddin, A. Roy, S. Saha, S. Agrawal, and G. Kar, Indefinite causal order enables perfect quantum communication with zero capacity channels, *New Journal of Physics* **23**, 033039 (2021).
- [24] D. Beckman, D. Gottesman, M. A. Nielsen, and J. Preskill, Causal and localizable quantum operations, *Phys. Rev. A* **64**, 052309 (2001).
- [25] M. N. Bera, Quantifying superpositions of quantum evolutions, *Phys. Rev. A* **100**, 042307 (2019).
- [26] L. Allen, M. W. Beijersbergen, R. J. C. Spreeuw, and J. P. Woerdman, Orbital angular momentum of light and the transformation of laguerre-gaussian laser modes, *Phys. Rev. A* **45**, 8185 (1992).
- [27] N. González, G. Molina-Terriza, and J. P. Torres, How a dove prism transforms the orbital angular momentum of a light beam, *Opt. Express* **14**, 9093 (2006).
- [28] P. A. A. Yasir and S. K. Goyal, Polarization selective dove prism, *Opt. Express* **29**, 14917 (2021).
- [29] M. J. Padgett and J. Courtial, Poincaré-sphere equivalent for light beams containing orbital angular momentum, *Optics Letters* **24**, 430 (1999).
- [30] M. Beijersbergen, L. Allen, H. van der Veen, and J. Woerdman, Astigmatic laser mode converters and transfer of orbital angular momentum, *Optics Communications* **96**, 123 (1993).
- [31] A. Reiserer, N. Kalb, G. Rempe, and S. Ritter, A quantum gate between a flying optical photon and a single trapped atom, *Nature* **508**, 237 (2014).
- [32] B. Hacker, S. Welte, G. Rempe, and S. Ritter, A photon-photon

- quantum gate based on a single atom in an optical resonator, *Nature* **536**, 193 (2016).
- [33] H. Kim, R. Bose, T. C. Shen, G. S. Solomon, and E. Waks, A quantum logic gate between a solid-state quantum bit and a photon, *Nature Photonics* **7**, 373 (2013).
- [34] L.-M. Duan and H. J. Kimble, Scalable photonic quantum computation through cavity-assisted interactions, *Phys. Rev. Lett.* **92**, 127902 (2004).
- [35] Y. Wang, J. Li, S. Zhang, K. Su, Y. Zhou, K. Liao, S. Du, H. Yan, and S.-L. Zhu, Efficient quantum memory for single-photon polarization qubits, *Nature Photonics* **13**, 346 (2019).
- [36] J. Guo, X. Feng, P. Yang, Z. Yu, L. Chen, C.-H. Yuan, and W. Zhang, High-performance raman quantum memory with optimal control in room temperature atoms, *Nature Communications* **10**, 148 (2019).
- [37] M. Hosseini, B. M. Sparkes, G. Campbell, P. K. Lam, and B. C. Buchler, High efficiency coherent optical memory with warm rubidium vapour, *Nature Communications* **2**, 174 (2011).
- [38] S. Luo, Y. Wang, X. Tong, and Z. Wang, Graphene-based optical modulators, *Nanoscale Research Letters* **10**, 1 (2015).
- [39] R. Amin, J. B. Khurgin, and V. J. Sorger, Waveguide-based electro-absorption modulator performance: comparative analysis, *Optics Express* **26**, 15445 (2018).
- [40] A. Baksic, H. Ribeiro, and A. A. Clerk, Speeding up adiabatic quantum state transfer by using dressed states, *Phys. Rev. Lett.* **116**, 230503 (2016).
- [41] X. Chen, I. Lizuain, A. Ruschhaupt, D. Guéry-Odelin, and J. G. Muga, Shortcut to adiabatic passage in two- and three-level atoms, *Phys. Rev. Lett.* **105**, 123003 (2010).