

Nondipole photoelectron momentum shifts in strong-field ionization with mid-infrared laser pulses of long duration

Mads Middelhede Lund and Lars Bojer Madsen

Department of Physics and Astronomy, Aarhus University, DK-8000 Aarhus C, Denmark

(Dated: July 2, 2021)

We consider atomic strong-field ionization in the long-pulse limit for linearly polarized infrared laser fields. We show how nondipole effects in the plane formed by the propagation and polarization directions lead to (i) a shift of the origin of the rings describing the energetically allowed final electron momenta for individual above-threshold ionization channels and (ii) a redistribution in the continuum population on each ring.

I. INTRODUCTION

Nondipole effects show up in strong-field ionization at near- and mid-infrared wavelengths and moderate to high intensities due to radiation pressure and magnetic field effects [1–4]. When the dipole approximation is accurate, the photoelectron momentum distribution (PMD) is symmetric under reflection in the laser polarization plane, i.e., under $k_x \rightarrow -k_x$ where k_x is the momentum along the propagation direction x (atomic units (a.u.) are used throughout). Nondipole effects break this symmetry.

During the last decade, observations of nondipole-induced shifts of the PMD along the laser propagation direction in strong-field ionization experiments [5–9] have fuelled interest as recently reviewed [10–12]. The experimental works [5–9] used pulsed lasers of femtosecond duration. The finite pulse durations impeded resolving the individual above-threshold ionization (ATI) channels. The focus of the experiments [5–9] was therefore on the overall shift of the momentum distribution along the laser propagation direction. The shift can be parameterized in terms of well-known quantities such as ionization, I_p , and ponderomotive, U_p , potentials [13]. A saddle-point analysis in the short-pulse limit based on the strong-field approximation gives a shift of $I_p/(3c)$ [9, 13–18] and a consideration of the radiation pressure gives a shift of U_p/c [3]. Note that the Coulomb potential can shift momenta in the direction opposite to that induced by the laser [8, 9, 19–21].

It is the purpose of this work to provide predictions for the shifts in the long-pulse limit, where the ATI channels can be resolved. We find it advantageous to consider this regime because one can study the nondipole effect in the individual ATI channels, a point which seems to have escaped attention in the recent studies. We report nondipole-induced shifts of the center of the energy-conserving rings for a given ATI channel and illustrate redistribution of the continuum population on such a ring due to nondipole terms.

The paper is organized as follows. In section II, the theory and analytical results are described. In section III, results are given focusing on the mid-infrared regime. Section IV concludes. Atomic units are used throughout.

II. THEORY

In this section, we recall the nondipole strong-field-approximation Hamiltonian and the associated Volkov waves [18]. We give expressions for the PMD in the nondipole and dipole approximations. Finally, energy constraints on the final momenta are discussed.

A. Nondipole strong-field-approximation Hamiltonian

Our approach was discussed in detail elsewhere [18], and recently applied to the related process of laser-assisted electron scattering [22], so the presentation here is brief. For linearly polarized light of low frequency and high intensity, it is accurate to consider the approximate nondipole strong-field-approximation Hamiltonian for an electron in an electromagnetic field [18]. In this approach, the leading-order nondipole magnetic field effects are included along the dipole-induced motion. The nondipole strong-field-approximation Hamiltonian reads in the velocity gauge (VG) [18]

$$H_{\text{ND,VG}}^{\text{SFA}} = H_{\text{ND,VG}}^{\text{SFA,L-e}} + V(\mathbf{r}). \quad (1)$$

Here $V(\mathbf{r})$ denotes the single-active-electron potential and

$$H_{\text{ND,VG}}^{\text{SFA,L-e}} = \frac{(\mathbf{p} + \mathbf{A}'(t))^2}{2} \quad (2)$$

describes the laser-electron (superscript L-e) interaction, with

$$\mathbf{A}'(t) = A^{(0)}(t)\hat{z} + \frac{A^{(0)}(t)^2}{2c}\hat{x} \quad (3)$$

the vector potential with linear polarization along \hat{z} and propagation along \hat{x} . We model $\mathbf{A}^{(0)}(t)$ by the expression $\mathbf{A}^{(0)}(t) = \hat{z}A^{(0)}(t) = \hat{z}A_0 \sin(\omega t)$. The subscripts ND and VG in equations (1) and (2) refer to the inclusion of nondipole terms and the usage of the velocity gauge, respectively. The superscript SFA refers to the strong-field approximation. The superscript (0) on the vector potential reminds us that the vector potential only depends on time. We note that the Hamiltonian in equation (2)

has been considered in detail in the high-intensity, high-frequency regime [23–30]. In the dipole approximation the term proportional to $1/c$ in equation (3) is absent and equation (2) reduces to the dipole Hamiltonian.

B. Nondipole strong-field-approximation Volkov wave function

One verifies by substitution that

$$\psi_{\text{ND,VG}}^{V,\mathbf{k}}(\mathbf{r}, t) = \frac{1}{(2\pi)^{3/2}} e^{i\mathbf{k}\cdot\mathbf{r} - i \int^t dt' (\mathbf{k} + \mathbf{A}'(t'))^2 / 2} \quad (4)$$

is a solution to the time-dependent Schrödinger equation, $i\partial_t \psi_{\text{ND,VG}}^{V,\mathbf{k}}(\mathbf{r}, t) = H_{\text{ND,VG}}^{\text{SFA,L-e}}(t) \psi_{\text{ND,VG}}^{V,\mathbf{k}}(\mathbf{r}, t)$, with the Hamiltonian from equation (2). The wave function in equation (4) is the VG nondipole strong-field-approximation Volkov wave function [18]. In the long-pulse limit and to leading-order in $1/c$, it may be expressed as

$$\begin{aligned} \psi_{\text{ND,VG}}^{V,\mathbf{k}}(\mathbf{r}, t) &= \frac{1}{(2\pi)^{3/2}} \exp(i\mathbf{k}\cdot\mathbf{r}) \\ &\times \sum_{n=-\infty}^{\infty} e^{-i(k^2/2 + U'_p + n\omega)t} (-i)^n J_n\left(\alpha_0 k_z, \frac{U'_p}{2\omega}\right). \end{aligned} \quad (5)$$

Here, we defined a modified ponderomotive potential

$$U'_p = \left(1 + \frac{k_x}{c}\right) U_p \quad (6)$$

with $U_p = A_0^2/4$ the ponderomotive potential in the dipole approximation. We note that the energy in equation (6) depends on the direction of asymptotic wavenumber of the electron through its projection on the laser propagation direction, k_x . The implications of such a dependence was discussed in the context of a relativistic treatment in reference [1]. The expression for U'_p in equation (6) agrees to first order in $1/c$ with the result in equation (21) of reference [21]. In equation (5) the quiver radius is defined as $\alpha_0 = -A_0/\omega$ and the symbol $J_n(u, v)$ denotes a generalized Bessel function of integer order [31]. The introduction of $J_n(u, v)$, through their generating function, facilitates the convenient form of the time-dependent phase in equation (5) at the cost of the infinite sum.

C. PMD in the long-pulse limit

In the S -matrix formulation [31], the leading-order transition for multiphoton ionization reads in the nondipole case

$$(S-1)_{fi}^{\text{B}} = -i \int_{-\infty}^{\infty} dt \langle \psi_{\text{ND,VG}}^{V,\mathbf{k}} | \mathbf{A}' \cdot \mathbf{p} + \frac{\mathbf{A}'^2}{2} | \phi_0 \rangle. \quad (7)$$

where $|\psi_{\text{ND,VG}}^{V,\mathbf{k}}\rangle$ is given by equation (5), \mathbf{A}' is defined in equation (3) and $|\phi_0\rangle$ is the field-free initial state, which includes the phase $e^{-iE_b t}$ describing the time evolution of the ground state with energy $E_b = -I_p$. The superscript B indicates the leading-order Born expression for the S -matrix. We assume that the pulse is switched on and off adiabatically at very early and late times and performing the time integral in equation (7) results in

$$(S-1)_{fi}^{\text{B}} = -2\pi i \sum_n T_{fi}(\mathbf{k}_n) \delta\left(\frac{k_n^2}{2} - n\omega + U'_p + I_p\right), \quad (8)$$

with an energy conserving delta function giving the final kinetic energy as

$$\frac{k_n^2}{2} = n\omega - U'_p - I_p \quad (9)$$

for $n > n_0$ and n_0 the smallest number that makes the right-hand side of equation (9) positive. The T -matrix element in equation (8) to first order in $1/c$ reads

$$T_{fi}(\mathbf{k}_n) = (-i)^n (U'_p - n\omega) J_{-n}\left(\boldsymbol{\alpha}_0 \cdot \mathbf{k}_n, \frac{U'_p}{2\omega}\right) \tilde{\phi}_0(\mathbf{k}_n), \quad (10)$$

with $\tilde{\phi}_0(\mathbf{k}_n) = (2\pi)^{-3/2} \int d\mathbf{r} \exp(-i\mathbf{k}_n \cdot \mathbf{r}) \phi_0(\mathbf{r})$ the Fourier transform of the initial orbital evaluated at the momentum \mathbf{k}_n . The multiphoton ionization rate is related to the norm square of the transition matrix [31]. The energy $k_n^2/2$ for a given n depends on the component of \mathbf{k} along the propagation direction $\hat{\mathbf{x}}$ due to the presence of U'_p in equation (9). We model the nondipole PMD by the norm square of the T -matrix element, i.e.,

$$\frac{dP}{d\mathbf{k}_n} = |(U'_p - n\omega) J_{-n}\left(\boldsymbol{\alpha}_0 \cdot \mathbf{k}_n, \frac{U'_p}{2\omega}\right) \tilde{\phi}_0(\mathbf{k}_n)|^2. \quad (11)$$

In the case of the dipole approximation, the corresponding quantity reads

$$\frac{dP_{\text{D}}}{d\mathbf{k}_{n,\text{D}}} = |(U_p - n\omega) J_{-n}\left(\boldsymbol{\alpha}_0 \cdot \mathbf{k}_{n,\text{D}}, \frac{U_p}{2\omega}\right) \tilde{\phi}_0(\mathbf{k}_{n,\text{D}})|^2, \quad (12)$$

where the subscript D denotes that equation (12) is only valid in the dipole approximation. We see from equations (11)-(12) that the main differences between PMDs in the nondipole and the dipole approximations are the presence of U'_p instead of U_p , and \mathbf{k}_n instead of $\mathbf{k}_{n,\text{D}}$. We discuss the differences associated with the length of the momenta in section IID.

D. Constraints on PMD from energy conservation

In the dipole approximation, the magnitude of the final momenta for n -photon absorption satisfy

$$\frac{k_{n,\text{D}}^2}{2} = n\omega - U_p - I_p. \quad (13)$$

Equation (13) shows that the possible final momenta form a circle with its center in the origin and radius given by $k_{n,D} = \sqrt{2(n\omega - U_p - I_p)}$. If we consider the (k_x, k_z) plane ($k_y = 0$), where the x -direction is the propagation direction and z the polarization direction of the laser, the final momenta read

$$k_{n,D,x}(\theta) = k_{n,D} \cos(\theta), \quad (14)$$

$$k_{n,D,z}(\theta) = k_{n,D} \sin(\theta), \quad (15)$$

where θ is measured from the x -axis.

Equation (9) constraints the final momenta in the nondipole strong-field-approximation approach for the n 'th photon absorption channel. We rewrite this expression, specializing to the (k_x, k_z) plane, as

$$(k_{n,x} + U_p/c)^2 + k_{n,z}^2 = k_{n,D}^2 + (U_p/c)^2. \quad (16)$$

Equation (16) shows that the final momenta in the nondipole long-pulse limit are confined to a circle with center coordinates

$$(k_{x,0}, k_{z,0}) = (-U_p/c, 0), \quad (17)$$

and with a radius

$$k_n = \sqrt{k_{n,D}^2 + (U_p/c)^2}. \quad (18)$$

Accordingly, in terms of the overall character of the energy-conserving ATI rings, the nondipole effect shifts the origin of the distribution by an amount U_p/c opposite the propagation direction.

If one wants to parameterize the nondipole momenta in the polarization and propagation plane in terms of the angle measured from the origin and with respect to the propagation direction, it can be done by assuming the form

$$k_{n,x}(\theta) = k_n(\theta) \cos(\theta), \quad (19)$$

$$k_{n,z}(\theta) = k_n(\theta) \sin(\theta), \quad (20)$$

where $k_n(\theta)$ is found by assuming the above form of the momenta components and inserting it into equation (16). The angle-dependent length of the momentum is given as $k_n(\theta) = \sqrt{k_{n,D}^2 + U_p^2 \cos^2(\theta)/c^2 - U_p \cos(\theta)/c}$, which to leading order in $1/c$ gives

$$k_n(\theta) = k_{n,D} - U_p \cos(\theta)/c. \quad (21)$$

with the dipole momentum radius $k_{n,D}$ given below equation (13). We see that the shifts in the length of the momenta, as described by equation (21), are consistent with the shift of the origin of the nondipole momentum distributions.

The relative importance of the nondipole shift decreases with the order of the photon-absorption or ATI channel, and hence the energy of the photoelectron. Namely, to leading order in $1/c$ and for large n , we obtain using equations (18) and (13) that the ratio between the magnitude of the shift, U_p/c , and the radius, k_n , scales as $(U_p/c)/k_n \propto 1/\sqrt{n}$.

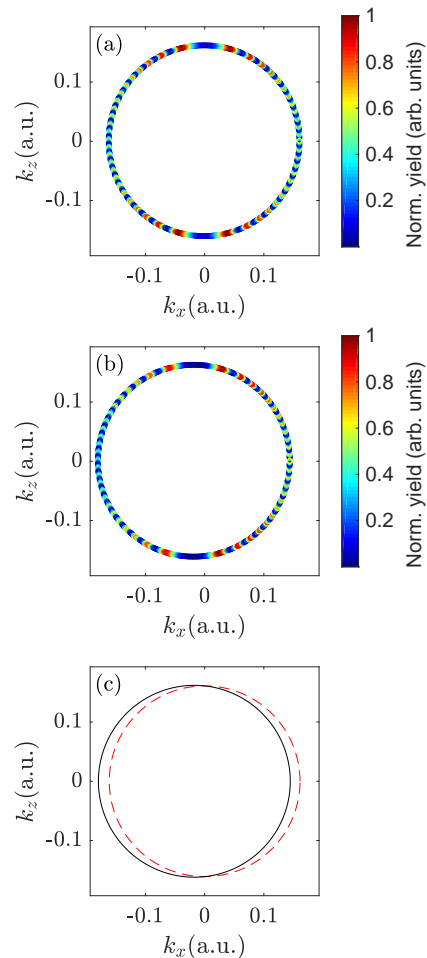


FIG. 1. (a) PMD for the $n = n_0 = 216$ absorption channel in the dipole approximation, corresponding to $n\omega = 1.216U_p$. (b) As (a) but for the nondipole strong-field-approximation description. (c) Possible final momenta for the nondipole (black, full) and dipole (red, dashed) cases. In (a) and (b), the yields are normalized to the signal maxima.

III. RESULTS AND DISCUSSION

To illustrate the nondipole effects, we consider a laser with a wavelength of 3400 nm and an intensity of $6 \times 10^{13} \text{ W/cm}^2$. These values are similar to the those used in a recent experiment [6], where nondipole shifts along the laser propagation direction were reported and are in a regime where the nondipole strong-field-approximation Hamiltonian is accurate [18]. In the experiment a pulsed laser was used and the different photon absorption channels were not resolved. We focus on the long-pulse limit where the individual photon absorption channels can be resolved. The laser is linearly polarized in the z -direction and propagates in the x -direction. Ground state atomic hydrogen is used as target. All results are obtained from equations (11) and (12) and the energy relations of section II.

Figure 1 shows the PMD in the plane spanned by the

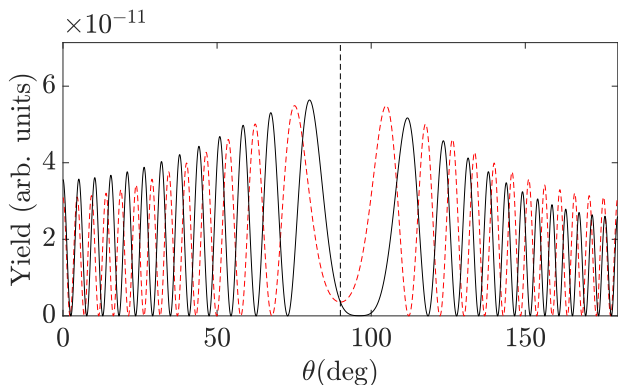


FIG. 2. Angular distribution for the absorption channel $n = n_0 = 216$ corresponding to $n\omega = 1.216U_p$ for the nondipole (black, full curve) and dipole (red, dashed curve) cases. The angle θ is measured from the k_x -axis with respect to the origin. The vertical dashed line marks the polarization direction $\theta = 90^\circ$.

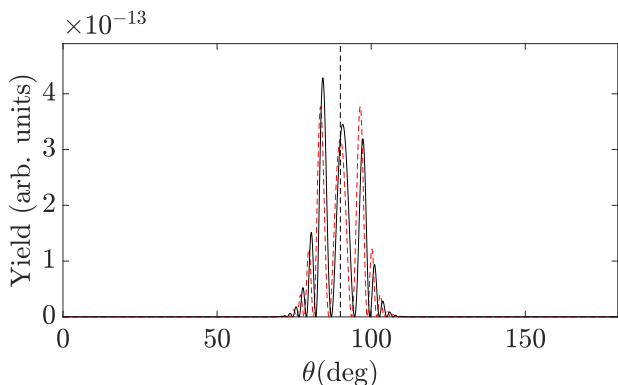


FIG. 3. As figure 2, but for absorption channel $n = n_0 + 83 = 299$, corresponding to $n\omega = 1.683U_p$.

propagation and polarization directions of the laser for the first ATI peak, i.e., for the photon absorption channel with $n = n_0$, see equation (9). Figure 1(a) shows the distribution in the dipole approximation, equation (12), while figure 1(b) shows the distribution obtained with the nondipole approach, equation (11). Finally, figure 1(c) shows the energetically allowed final momenta with the dipole [equations (14)-(15)] and nondipole [equations (19)-(20)] approaches. A comparison between the three panels illustrates the main characteristics of the nondipole effects in the long-pulse limit: a shift of the center of the energy-conserving rings as given by equation (17), i.e., a shift of the center along the negative k_x axis by U_p/c in the nondipole case compared to the dipole case. The other main feature is a nondipole-induced redistribution of the continuum population along the allowed energy-conserving momentum values. This latter feature is highlighted in figure 2, which shows the angular distributions obtained from the momenta in figure 1 for each direction θ with respect to the propagation direction, x . The figure gives the results of the nondipole

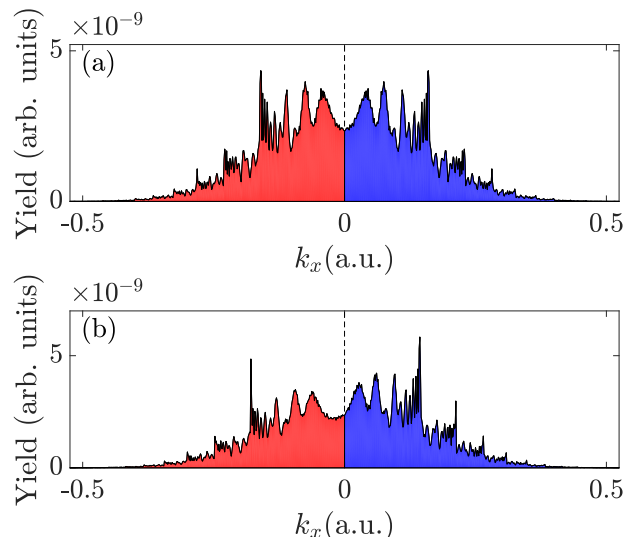


FIG. 4. Projection of the PMD from figure 1 onto the k_x axis for the (a) dipole and (b) nondipole cases. The vertical dashed line marks the polarization direction $\theta = 90^\circ$. The distribution is symmetric in k_x in the dipole approximation, but asymmetric in the nondipole case. In (b) the area with $k_x < 0$ makes up 46.68% while the area with $k_x > 0$ makes up 53.32%.

(full, black curve) and dipole (dashed, red curve) approaches. We see that the angular distribution obtained within the dipole approximation is symmetric about the line of the laser polarization, dashed line at $\theta = 90^\circ$. The nondipole terms break this symmetry. We notice, for example, the nondipole-induced changes to the pair of dipole peaks closest to the polarization direction, i.e., closest to $\theta = 90^\circ$. The nondipole terms induce an increase in the signal in the forward propagation direction ($\theta < 90^\circ$) and a decrease in the signal in the direction opposite to the propagation direction ($\theta > 90^\circ$). In a simple picture, we may think about this change as an effect of the radiation pressure. The cycle-averaged momentum kick in the x direction is obtained from equation (20) of reference [18] and is given by U_p/c (see also references [3, 4] and references therein). A comparison of results like the ones in figures 1 and 2 for increasing values of n (not shown) confirms that the nondipole-induced shifts decrease in relative magnitude for increasing ATI channel, i.e., as the photon absorption channel number n increases. As an example, we show in figure 3 the result for $n = n_0 + 83 = 299$, still within the range of the direct ATI electrons with energy less than $< 2U_p$, but with much smaller nondipole-induced shifts in the peak positions although with some nondipole effects affecting the relative heights of the different peaks.

Finally, we illustrate that the ATI-channel-resolved nondipole-induced changes of the photoelectron distributions are also present in spectra that are integrated over ATI channels. Here, as an alternative to the shifting-of-the-peaks effect of figures 2 and 3, which is also present in

the total angular distribution, we show the distribution summed over n -channels as a function of the momentum k_x in the laser propagation direction. We see from figure 4(a), that the distribution, as expected, is symmetric around $k_x = 0$ in the case of the electric dipole approximation. In the nondipole approach, an asymmetric distribution is predicted as shown in figure 4(b). We observe that the present nondipole approach predicts that most of the strong-field ejected electrons, ionize into states with positive momenta along the laser propagation direction.

IV. CONCLUSION

In the present work, we considered nondipole effects in the PMD following atomic strong-field ionization by an intense laser field with a wavelength in the mid-infrared regime. We focused on the long-pulse limit, where the individual ATI channels can be resolved. In this limit we showed that the nondipole effect leads to two prominent effects. First, in the plane formed by the propagation and polarization directions, the nondipole effects lead to a shift of the center of the energy-conserving ring for a given ATI channel in the direction opposite to the laser propagation direction with a magnitude of U_p/c . Sec-

ond, the nondipole effects lead to a redistribution of the continuum electron population on a given ring. We confirmed a nondipole-induced shift in the distribution of the momenta such that the PMD is no longer symmetric about the axis of laser polarization. The nondipole terms induce a shift in the population towards momenta with a positive component in the propagation direction. This shift is consistent with a radiation-pressure effect, but its direction can be affected by Coulomb effects [8, 9, 19–21], not considered here. The relative importance of the nondipole-induced shift and continuum population redistribution decreases as a function of the order n of the ATI channel and hence decrease as a function of the energy of the photoelectron. Since the signal from the relative low orders of n dominate over that from the higher order, there is still a significant nondipole effect in signals that are summed-up over the contributions from different ATI channels. The considered long-pulse limit provides a supplementary energy-resolved perspective on nondipole effects in strong-field ionization of matter.

ACKNOWLEDGMENTS

This work was supported by the Danish Council for Independent Research (Grant No. 9040-00001B).

-
- [1] H. R. Reiss, Relativistic strong-field photoionization, *J. Opt. Soc. Am. B* **7**, 574 (1990).
 - [2] H. R. Reiss, Limits on tunneling theories of strong-field ionization, *Phys. Rev. Lett.* **101**, 043002 (2008).
 - [3] H. R. Reiss, Relativistic effects in nonrelativistic ionization, *Phys. Rev. A* **87**, 033421 (2013).
 - [4] H. R. Reiss, The tunnelling model of laser-induced ionization and its failure at low frequencies, *J. Phys. B* **47**, 204006 (2014).
 - [5] C. T. L. Smeenk, L. Arissian, B. Zhou, A. Mysyrowicz, D. M. Villeneuve, A. Staudte, and P. B. Corkum, Partitioning of the linear photon momentum in multiphoton ionization, *Phys. Rev. Lett.* **106**, 193002 (2011).
 - [6] A. Ludwig, J. Maurer, B. W. Mayer, C. R. Phillips, L. Gallmann, and U. Keller, Breakdown of the dipole approximation in strong-field ionization, *Phys. Rev. Lett.* **113**, 243001 (2014).
 - [7] J. Maurer, B. Willenberg, J. Daněk, B. W. Mayer, C. R. Phillips, L. Gallmann, M. Klaiber, K. Z. Hatsagortsyan, C. H. Keitel, and U. Keller, Probing the ionization wave packet and recollision dynamics with an elliptically polarized strong laser field in the nondipole regime, *Phys. Rev. A* **97**, 013404 (2018).
 - [8] N. Haram, I. Ivanov, H. Xu, K. T. Kim, A. Atia-tul Noor, U. S. Sainadh, R. D. Glover, D. Chetty, I. V. Litvinyuk, and R. T. Sang, Relativistic nondipole effects in strong-field atomic ionization at moderate intensities, *Phys. Rev. Lett.* **123**, 093201 (2019).
 - [9] A. Hartung, S. Eckart, S. Brennecke, J. Rist, D. Trabert, K. Fehre, M. Richter, H. Sann, S. Zeller, K. Henrichs, G. Kastirke, J. Hoehl, A. Kalinin, M. S. Schöffler, T. Jahnke, L. P. H. Schmidt, M. Lein, M. Kunitski, and R. Dörner, Magnetic fields alter strong-field ionization, *Nature Physics* **15**, 1222 (2019).
 - [10] M.-X. Wang, S.-G. Chen, H. Liang, and L.-Y. Peng, Review on non-dipole effects in ionization and harmonic generation of atoms and molecules, *Chinese Physics B* **29**, 013302 (2020).
 - [11] N. Haram, R. T. Sang, and I. V. Litvinyuk, Transverse electron momentum distributions in strong-field ionization: nondipole and coulomb focusing effects, *Journal of Physics B: Atomic, Molecular and Optical Physics* **53**, 154001 (2020).
 - [12] J. Maurer and U. Keller, Ionization in intense laser fields beyond the electric dipole approximation: concepts, methods, achievements and future directions, *Journal of Physics B: Atomic, Molecular and Optical Physics* **54**, 094001 (2021).
 - [13] P.-L. He, D. Lao, and F. He, Strong field theories beyond dipole approximations in nonrelativistic regimes, *Phys. Rev. Lett.* **118**, 163203 (2017).
 - [14] M. Klaiber, E. Yakaboylu, H. Bauke, K. Z. Hatsagortsyan, and C. H. Keitel, Under-the-barrier dynamics in laser-induced relativistic tunneling, *Phys. Rev. Lett.* **110**, 153004 (2013).
 - [15] E. Yakaboylu, M. Klaiber, H. Bauke, K. Z. Hatsagortsyan, and C. H. Keitel, Relativistic features and time delay of laser-induced tunnel ionization, *Phys. Rev. A* **88**, 063421 (2013).
 - [16] S. Chelkowski, A. D. Bandrauk, and P. B. Corkum, Photon momentum sharing between an electron and an ion in photoionization: From one-photon (photoelectric effect) to multiphoton absorption, *Phys. Rev. Lett.* **113**, 263005 (2014).

- [17] S. Chelkowski, A. D. Bandrauk, and P. B. Corkum, Photon-momentum transfer in multiphoton ionization and in time-resolved holography with photoelectrons, *Phys. Rev. A* **92**, 051401 (2015).
- [18] S. V. B. Jensen, M. M. Lund, and L. B. Madsen, Nondipole strong-field-approximation hamiltonian, *Phys. Rev. A* **101**, 043408 (2020).
- [19] M. Førre, J. P. Hansen, L. Kocbach, S. Selstø, and L. B. Madsen, Nondipole ionization dynamics of atoms in superintense high-frequency attosecond pulses, *Phys. Rev. Lett.* **97**, 043601 (2006).
- [20] T. Keil and D. Bauer, Coulomb-corrected strong-field quantum trajectories beyond dipole approximation, *J. Phys. B* **50**, 194002 (2017).
- [21] B. Böning, W. Paufler, and S. Fritzsche, Nondipole strong-field approximation for spatially structured laser fields, *Phys. Rev. A* **99**, 053404 (2019).
- [22] S. V. B. Jensen and L. B. Madsen, Nondipole effects in laser-assisted electron scattering, *Journal of Physics B: Atomic, Molecular and Optical Physics* **53**, P195602 (2020).
- [23] A. Bugacov, M. Pont, and R. Shakeshaft, Possibility of breakdown of atomic stabilization in an intense high-frequency field, *Phys. Rev. A* **48**, R4027 (1993).
- [24] J. R. Vázquez de Aldana, N. J. Kylstra, L. Roso, P. L. Knight, A. Patel, and R. A. Worthington, Atoms interacting with intense, high-frequency laser pulses: Effect of the magnetic-field component on atomic stabilization, *Phys. Rev. A* **64**, 013411 (2001).
- [25] M. Førre and A. S. Simonsen, Nondipole ionization dynamics in atoms induced by intense xuv laser fields, *Phys. Rev. A* **90**, 053411 (2014).
- [26] A. S. Simonsen and M. Førre, Magnetic-field-induced enhancement of atomic stabilization in intense high-frequency laser fields, *Phys. Rev. A* **92**, 013405 (2015).
- [27] M. Førre and A. S. Simonsen, Generalized velocity-gauge form of the light-matter interaction hamiltonian beyond the dipole approximation, *Phys. Rev. A* **93**, 013423 (2016).
- [28] A. S. Simonsen and M. Førre, Dipole-forbidden atomic transitions induced by superintense x-ray laser fields, *Phys. Rev. A* **93**, 063425 (2016).
- [29] T. E. Moe and M. Førre, Ionization of atomic hydrogen by an intense x-ray laser pulse: An ab initio study of the breakdown of the dipole approximation, *Phys. Rev. A* **97**, 013415 (2018).
- [30] M. Førre and S. Selstø, Schrödinger formulation of the nondipole light-matter interaction consistent with relativity, *Phys. Rev. A* **101**, 063416 (2020).
- [31] H. R. Reiss, Effect of an intense electromagnetic field on a weakly bound system, *Phys. Rev. A* **22**, 1786 (1980).