

CP violation and determination of the bs "flat" unitarity triangle at FCCee

R. Aleksan¹, L. Oliver² and E. Perez³

¹ IRFU, CEA, Université Paris-Saclay, 91191 Gif-sur-Yvette cedex, France

² IJCLab, Pôle Théorie, CNRS/IN2P3 et Université Paris-Saclay, bât. 210, 91405 Orsay, France

³ CERN, EP Department, Geneva, Switzerland

July 6, 2021

ABSTRACT

We investigate the sensitivity with which two angles of the "flat" unitarity triangle, defined by $V_{ub}^*V_{us} + V_{cb}^*V_{cs} + V_{tb}^*V_{ts} = 0$, can possibly be measured directly at FCCee. We show that the measured errors on the angle $\alpha_s = \arg(-V_{ub}^*V_{us}/V_{tb}^*V_{ts})$ and $\beta_s = \arg(-V_{tb}^*V_{ts}/V_{cb}^*V_{cs})$ should be better than 0.4° and 0.035° , respectively. These measurements, combined with the measurement of the 3rd angle $\gamma_s = \arg(-V_{cb}^*V_{cs}/V_{ub}^*V_{us})$, discussed in a different paper, will contribute to probe further the consistency of the CP sector of the Standard Model with unprecedented level of accuracy.

1 Introduction

The purpose of this note is to study with what accuracy can the angles of a "non usual" Unitarity Triangle be determined directly at FCCee. Indeed, in most of the publications, the authors concentrate on the "so called" Unitarity Triangle, one of whose angles is obtained from the "golden" channel $B^0(\overline{B^0}) \rightarrow J/\psi K_s$. This triangle has its three sides of the same order of magnitude and is therefore the less difficult to measure. However, there are five other triangles, two of which are rather "flat", and the other two are "very flat". In order to test more thoroughly the Standard Model (SM), it would be interesting to measure these other triangles directly and independently. By *directly* we mean the measurement of an angle without making use of its relations to other angles in the SM. In this note we investigate the sensitivity which one may expect at FCCee [1, 2, 3].

In the SM, one derives the unitarity relations from the CKM quark mixing matrix [4],

$$V_{CKM} = \begin{bmatrix} V_{ud} & V_{us} & V_{ub} \\ V_{cd} & V_{cs} & V_{cb} \\ V_{td} & V_{ts} & V_{tb} \end{bmatrix} \quad (1)$$

Should there be only 3 families of quarks, the unitarity relations, which are derived from $V_{CKM}V_{CKM}^\dagger = 1$, read as below:

$$\begin{aligned} UT_{db} &\equiv V_{ub}^*V_{ud} + V_{cb}^*V_{cd} + V_{tb}^*V_{td} = 0 \\ UT_{sb} &\equiv V_{ub}^*V_{us} + V_{cb}^*V_{cs} + V_{tb}^*V_{ts} = 0 \\ UT_{ds} &\equiv V_{us}^*V_{ud} + V_{cs}^*V_{cd} + V_{ts}^*V_{td} = 0 \end{aligned} \quad (2)$$

plus three additional triangular relations. The three relations of Equation (2) are visualized in Figure 1:

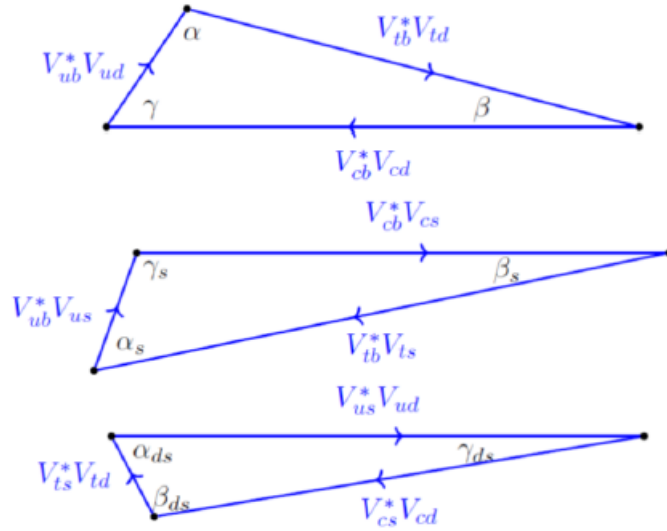


Fig. 1: Unitarity Triangle UT_{db} involving the 1st and 3rd columns (top), Unitarity Triangle UT_{sb} involving the 2nd and 3rd columns (center) and Unitarity Triangle UT_{ds} involving the 1st and 2nd columns (bottom) of the CKM matrix. Note that these triangles are not to scale.

In the SM, the CKM matrix has only 4 independent parameters. Therefore the angles of these triangles can be expressed in terms of four angles [5]. The first relation in Equation (2) is known as the Unitarity Triangle, with

the three sides of the same order, and has been studied extensively. However the other ones would deserve to be studied in detail as well, in order to investigate further the consistency of the SM.

We define the angles of these triangles as

$$\alpha = \arg\left(-\frac{V_{tb}^* V_{td}}{V_{ub}^* V_{ud}}\right), \beta = \arg\left(-\frac{V_{cb}^* V_{cd}}{V_{tb}^* V_{td}}\right), \gamma = \arg\left(-\frac{V_{ub}^* V_{ud}}{V_{cb}^* V_{cd}}\right) \quad (3)$$

$$\alpha_s = \arg\left(-\frac{V_{ub}^* V_{us}}{V_{tb}^* V_{ts}}\right), \beta_s = \arg\left(-\frac{V_{tb}^* V_{ts}}{V_{cb}^* V_{cs}}\right), \gamma_s = \arg\left(-\frac{V_{cb}^* V_{cs}}{V_{ub}^* V_{us}}\right) \quad (4)$$

$$\alpha_{ds} = \arg\left(-\frac{V_{us}^* V_{ud}}{V_{ts}^* V_{td}}\right), \beta_{ds} = \arg\left(-\frac{V_{ts}^* V_{td}}{V_{cs}^* V_{cd}}\right), \gamma_{ds} = \arg\left(-\frac{V_{cs}^* V_{cd}}{V_{us}^* V_{ud}}\right) \quad (5)$$

For the angles α , β , γ of the triangle UT_{db} we have adopted the usual convention with circular permutation of the quarks t , c , u . For the triangle UT_{sb} , we have adopted the generally accepted notation for β_s [6], and for the other angles the corresponding circular permutations of t , c , u . For the triangle UT_{ds} , we have used the notation of UT_{sb} with the replacement $b \rightarrow s$, $s \rightarrow d$.

To have a feeling on how these different triangles compare in the CKM scheme, let us give the angles of UT_{sb} and UT_{sd} using the PDG (2020) improved Wolfenstein parametrization with the central values for the relevant parameters $\lambda \simeq 0.226$, $A \simeq 0.790$, $\eta \simeq 0.357$, $\rho \simeq 0.141$ [7], that fit the ordinary unitarity triangle UT_{db} ,

$$\begin{aligned} UT_{sb} : \quad & (\alpha_s, \beta_s, \gamma_s) \simeq (1.177, 0.018, 1.947) \\ UT_{ds} : \quad & (\alpha_{ds}, \beta_{ds}, \gamma_{ds}) \simeq (0.402, 2.748, 5.8 \times 10^{-4}) \end{aligned} \quad (6)$$

In this paper we concentrate on the Triangle UT_{sb} , which is rather “flat” since two of its sides are of order λ^2 , where $\lambda = \sin \theta_c \simeq 0.22$, while the 3^{rd} side is of order λ^4 . The three angles of this triangle can be measured directly at FCCee. The angle β_s can be measured with precision through the well-known, and already widely used, final states $\overline{B}_s(B_s) \rightarrow J/\psi \phi$ or $J/\psi \eta$. Once this angle is known, one could measure the angle α_s by the final states $\overline{B}_s(B_s) \rightarrow D_s^+ K^-$, $D^0 \phi$ and their CP conjugated modes $B_s(\overline{B}_s) \rightarrow D_s^- K^+$, $\overline{D}^0 \phi$, as will be discussed below.

Finally, the decays $B^\pm \rightarrow \overline{D}^0(D^0)K^\pm$ (and their CP conjugated) can determine the angle γ_s , as will be discussed in a separate paper [8].

2 Study of interference effect for $\overline{B}_s(B_s)$ induced through the interplay of mixing and decay

2.1 B_s decays to non-CP eigenstates

We first investigate the sensitivity for measuring CP violation at FCCee with the modes $\overline{B}_s(B_s) \rightarrow D_s^+ K^-$, $D^0 \phi$ and their CP conjugates (see Figs. 2 and 3), that measure the same CP violating phase [9].

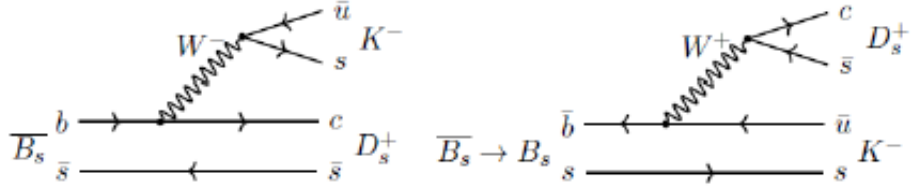


Fig. 2: The leading Feynman diagrams for the \overline{B}_s decay to the final state $D_s^+ K^-$. There are also exchange diagrams, which are expected to be small and involve the same CKM elements.

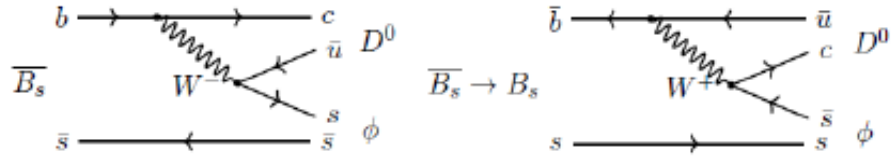


Fig. 3: The leading Feynman diagrams for the \overline{B}_s decay for the final state $D^0 \phi$. There are also exchange diagrams, which are expected to be small and involve the same CKM elements.

The eigenstates of the 2×2 B_s mass matrix $M - \frac{i}{2}\Gamma$ are written in terms of the B_s and \overline{B}_s states as follows :

$$|B_{L(H)}\rangle = p|B_s\rangle + (-)q|\overline{B}_s\rangle \quad (7)$$

In the Standard Model the box diagrams in Fig. 4, which are responsible for $B_s - \overline{B}_s$ mixing, dominated by t -quark exchange.

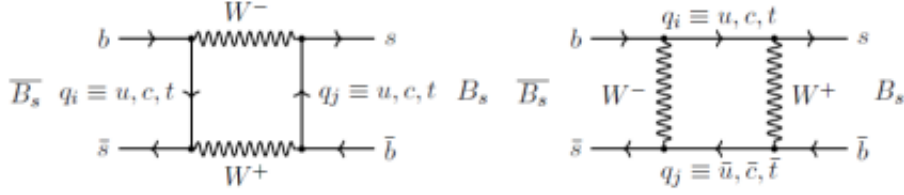


Fig 4: The box Feynman diagrams for the $\overline{B}_s - B_s$ mixing, dominated by t -quark exchange in the SM.

Thus one can safely use the approximation $|q/p| \simeq 1$, where q/p is given by a ratio of CKM matrix elements $V_{tb}^* V_{ts}$. This approximation is good at the sub per mille level,

$$\left(\frac{q}{p}\right)_{B_s} = -\sqrt{\frac{M_{12}^*}{M_{12}}} \simeq -\frac{V_{tb}^* V_{ts}}{V_{tb} V_{ts}^*} \quad (8)$$

Similarly the phase of q/p is given by $\arg(-V_{tb}^* V_{ts}/V_{tb} V_{ts}^*)$ to a sub per mille level as well. Note that the quantity above is not invariant under phase convention and thus is not an observable. Let us now write also

$$\begin{aligned} \lambda(f) &= \frac{q \langle f | \overline{B}_s \rangle}{p \langle f | B_s \rangle} \quad , \quad \overline{\lambda}(\overline{f}) = \frac{p \langle \overline{f} | B_s \rangle}{q \langle \overline{f} | \overline{B}_s \rangle} \\ \lambda(\overline{f}) &= \frac{q \langle \overline{f} | \overline{B}_s \rangle}{p \langle \overline{f} | B_s \rangle} \quad , \quad \overline{\lambda}(f) = \frac{p \langle f | B_s \rangle}{q \langle f | \overline{B}_s \rangle} \end{aligned} \quad (9)$$

and with the notation $\rho = |\lambda(f)|$, one has

$$\begin{aligned} \lambda(f) &= \rho e^{i(\phi_{CKM} + \delta_s)} \quad , \quad \overline{\lambda}(\overline{f}) = \rho e^{i(-\phi_{CKM} + \delta_s)} \\ \lambda(\overline{f}) &= \frac{1}{\rho} e^{i(\phi_{CKM} - \delta_s)} \quad , \quad \overline{\lambda}(f) = \frac{1}{\rho} e^{-i(\phi_{CKM} + \delta_s)} \end{aligned} \quad (10)$$

where ϕ_{CKM} and δ_s are the CKM phase difference and strong phase difference of e.g. the two diagrams in Fig. 2, respectively.

Some words of caution. Note that equations (10) are relevant only for $\rho \neq 0$. The modes $\overline{B}_s(B_s) \rightarrow D_s^+ K^-$ and their CP conjugated are in this case, as can be seen from the two diagrams of Fig. 2. However, for the pionic mode $\overline{B}_s \rightarrow D_s^+ \pi^-$ and its CP conjugate, which are useful to measure the mixing parameter and wrong tagging fraction, as will be discussed below, it is not possible to get the same final state through $\overline{B}_s - B_s$ mixing, and only the decays $\langle \overline{f} | \overline{B}_s \rangle$ and $\langle f | B_s \rangle$ are possible.

The complete time-dependent decay widths are

$$\begin{aligned}
\Gamma(B_s(t) \rightarrow f) &= |\langle f | B_s \rangle|^2 e^{-\Gamma t} \left\{ \frac{1+\rho^2}{2} \cosh \frac{\Delta\Gamma t}{2} + \frac{1-\rho^2}{2} \cos \Delta m t \right. \\
&\quad \left. + \rho \cos \phi_{CP}^+ \sinh \frac{\Delta\Gamma t}{2} - \rho \sin \phi_{CP}^+ \sin \Delta m t \right\} \\
\Gamma(\overline{B}_s(t) \rightarrow f) &= |\langle f | B_s \rangle|^2 e^{-\Gamma t} \left\{ \frac{1+\rho^2}{2} \cosh \frac{\Delta\Gamma t}{2} - \frac{1-\rho^2}{2} \cos \Delta m t \right. \\
&\quad \left. + \rho \cos \phi_{CP}^+ \sinh \frac{\Delta\Gamma t}{2} + \rho \sin \phi_{CP}^+ \sin \Delta m t \right\} \\
\Gamma(B_s(t) \rightarrow \overline{f}) &= |\langle f | B_s \rangle|^2 e^{-\Gamma t} \left\{ \frac{1+\rho^2}{2} \cosh \frac{\Delta\Gamma t}{2} - \frac{1-\rho^2}{2} \cos \Delta m t \right. \\
&\quad \left. + \rho \cos \phi_{CP}^- \sinh \frac{\Delta\Gamma t}{2} - \rho \sin \phi_{CP}^- \sin \Delta m t \right\} \\
\Gamma(\overline{B}_s(t) \rightarrow \overline{f}) &= |\langle f | B_s \rangle|^2 e^{-\Gamma t} \left\{ \frac{1+\rho^2}{2} \cosh \frac{\Delta\Gamma t}{2} + \frac{1-\rho^2}{2} \cos \Delta m t \right. \\
&\quad \left. + \rho \cos \phi_{CP}^- \sinh \frac{\Delta\Gamma t}{2} + \rho \sin \phi_{CP}^- \sin \Delta m t \right\}
\end{aligned} \tag{11}$$

In eqn. (11), terms of order $a = \text{Im} \frac{\Gamma_{12}}{m_{12}}$ have been neglected ($|q/p|^2 = 1 - a$), $\rho = |\lambda(f)|$ is the modulus of the ratio of the amplitudes (10), $\Delta m = m_H - m_L \simeq 17.757 \text{ ps}^{-1}$ is the mass difference between the B_s eigenstates (H, L stand for heavy and light states), $\Gamma = \frac{\Gamma_H + \Gamma_L}{2}$, $\Delta\Gamma = \Gamma_L - \Gamma_H$ (so that $\Delta\Gamma > 0$ for K and B_s mesons), and $\phi_{CP}^\pm = \phi_{CKM} \pm \delta_s$, where ϕ_{CKM} is the CP-violating weak phase and δ_s is the difference between the strong phases of the interfering diagrams (see for example Fig. 2). Moreover, if the time dependence is normalized to an integrated finite interval in t that is not $[0, \infty]$, one should introduce a normalization factor N_f in (11).

In the following, for the sake of simplicity, we neglect the width difference $\Delta\Gamma_s = (0.090 \pm 0.005) \times 10^{12} \text{ s}^{-1}$ [7], the effect of which is negligible in this study. Note however that these terms with $\Delta\Gamma_s$ help to remove ambiguities for the extraction of ϕ_{CKM} .

In order to observe these distributions experimentally, one needs to tag the nature (B_s or \overline{B}_s) of the initial B -meson. Unfortunately, this tagging is imperfect, and one needs to introduce the wrong tagging fraction ω in the equation above. We define thus the experimental distributions :

$$\begin{aligned}
\Gamma(B_s \rightarrow f)_{exp} &= (1 - \omega)\Gamma(B_s \rightarrow f) + \omega\Gamma(\overline{B}_s \rightarrow f) \\
\Gamma(\overline{B}_s \rightarrow f)_{exp} &= (1 - \omega)\Gamma(\overline{B}_s \rightarrow f) + \omega\Gamma(B_s \rightarrow f) \\
\Gamma(B_s \rightarrow \overline{f})_{exp} &= (1 - \omega)\Gamma(B_s \rightarrow \overline{f}) + \omega\Gamma(\overline{B}_s \rightarrow \overline{f}) \\
\Gamma(\overline{B}_s \rightarrow \overline{f})_{exp} &= (1 - \omega)\Gamma(\overline{B}_s \rightarrow \overline{f}) + \omega\Gamma(B_s \rightarrow \overline{f})
\end{aligned} \tag{12}$$

Including the wrong tagging fraction ω , equations (11) can thus be approx-

imated as

$$\begin{aligned}
\Gamma(B_s(t) \rightarrow f) &= |\langle f | B_s \rangle|^2 e^{-\Gamma t} \{ [1 - \omega(1 - \rho^2)] \cos^2 \frac{\Delta mt}{2} \\
&\quad + [\rho^2 + \omega(1 - \rho^2)] \sin^2 \frac{\Delta mt}{2} \\
&\quad - (1 - 2\omega)\rho \sin \phi_{CP}^+ \sin \Delta mt \} \\
\Gamma(\overline{B}_s(t) \rightarrow f) &= |\langle f | B_s \rangle|^2 e^{-\Gamma t} \{ [\rho^2 + \omega(1 - \rho^2)] \cos^2 \frac{\Delta mt}{2} \\
&\quad + [1 - \omega(1 - \rho^2)] \sin^2 \frac{\Delta mt}{2} \\
&\quad + (1 - 2\omega)\rho \sin \phi_{CP}^+ \sin \Delta mt \} \\
\Gamma(B_s(t) \rightarrow \overline{f}) &= |\langle f | B_s \rangle|^2 e^{-\Gamma t} \{ [\rho^2 + \omega(1 - \rho^2)] \cos^2 \frac{\Delta mt}{2} \\
&\quad + [1 - \omega(1 - \rho^2)] \sin^2 \frac{\Delta mt}{2} \\
&\quad - (1 - 2\omega)\rho \sin \phi_{CP}^- \sin \Delta mt \} \\
\Gamma(\overline{B}_s(t) \rightarrow \overline{f}) &= |\langle f | B_s \rangle|^2 e^{-\Gamma t} \{ [1 - \omega(1 - \rho^2)] \cos^2 \frac{\Delta mt}{2} \\
&\quad + [\rho^2 + \omega(1 - \rho^2)] \sin^2 \frac{\Delta mt}{2} \\
&\quad + (1 - 2\omega)\rho \sin \phi_{CP}^- \sin \Delta mt \}
\end{aligned} \tag{13}$$

One notes that the term including the CP violating phase ϕ_{CP}^\pm vanishes when $\omega = 0.5$. It is thus important to develop a tagging algorithm reducing ω as much as possible. As will be discussed later, for CP eigenstates $\rho = 1$ and $\delta_s = 0$. If $\rho = 0$ as for $\overline{B}_s \rightarrow D_s^+ \pi^-$, one finds the equations of the sole mixing.

Using all four decays in equation (13), one can extract $\sin^2 \phi_{CKM}$ with a 2-fold ambiguity:

$$\sin^2 \phi_{CKM} = \frac{1 + \sin \phi_{CP}^+ \sin \phi_{CP}^- \pm \sqrt{(1 - \sin^2 \phi_{CP}^+)(1 - \sin^2 \phi_{CP}^-)}}{2} \tag{14}$$

where $\phi_{CKM} = \pi - \alpha_s + \beta_s = \pi - \gamma + 2\beta_s - \gamma_{ds}$.

2.2 B_s decays to CP eigenstates

For CP eigenstates one has $\rho = 1$ and $\delta_s = 0$ and one has therefore,

$$\begin{aligned}
\Gamma(B_s(t) \rightarrow f_{CP}) &= |\langle f_{CP} | B_s \rangle|^2 e^{-\Gamma t} \{ 1 - (1 - 2\omega)\eta_f \sin \phi_{CP} \sin \Delta mt \} \\
\Gamma(\overline{B}_s(t) \rightarrow f_{CP}) &= |\langle f_{CP} | B_s \rangle|^2 e^{-\Gamma t} \{ 1 + (1 - 2\omega)\eta_f \sin \phi_{CP} \sin \Delta mt \}
\end{aligned} \tag{15}$$

where η_f is the CP eigenvalue of the final state, e.g. $\eta_f = +1$ for $J/\psi\eta$.

2.3 Strategy to determine the angles β_s and α_s

2.3.1 CP-eigenstates

Let us now investigate the CP eigenstate final state modes such as $\overline{B}_s(B_s) \rightarrow J/\psi\phi$ (for definite longitudinal, parallel or perpendicular transversity polarizations) or $J/\psi\eta$ (see Fig. 5).

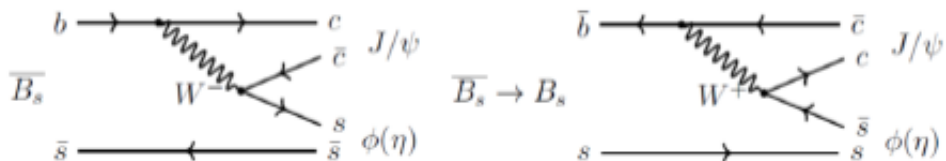


Fig. 5: The leading Feynman diagrams for the \overline{B}_s decay for the final state $J/\psi\phi$ or $J/\psi\eta$. There are also exchange diagrams, which are expected to be small and involve the same CKM elements. Penguin diagrams also exist and include other CKM elements, but they are expected to be negligible.

The angle β_s can be determined by the angular analysis of $\overline{B}_s(B_s) \rightarrow J/\psi\phi \rightarrow \mu^+\mu^-K^+K^-$ [10]. It can also be measured by other decay modes where no angular analysis is necessary, like $\overline{B}_s(B_s) \rightarrow J/\psi\eta$.

For a V_1 - V_2 final state such as $J/\psi\phi$, η_f depends of the polarization state. For $J/\psi\phi$, it is $\eta_f = +1$ for the longitudinal and parallel polarizations while it is $\eta_f = -1$ for the perpendicular polarization. In case one does not disentangle the polarization by doing a full angular analysis, one would have an effective $\eta_f = 1 - 2f_\perp = 0.510 \pm 0.008$ as obtained from the experimentally measured polarizations [7] summarized in Table 1.

	$f_L = \Gamma_L/\Gamma$	$f_\parallel = \Gamma_\parallel/\Gamma$	$f_\perp = \Gamma_\perp/\Gamma$
<i>CP</i>	+1	+1	-1
$J/\psi\phi$	0.527 ± 0.008	0.228 ± 0.007	0.245 ± 0.004

Table 1: Polarization fractions of the final state $J/\psi\phi$. It is interesting to note that due to the $V - A$ structure of the SM model, one expects the helicity amplitude $A_+ \simeq 0$, and therefore the relation between transversity fractions $f_\parallel \simeq f_\perp$, in agreement with the measured values within 2σ .

For this mode one gets the product of the CKM elements,

$$-\frac{V_{tb}^*V_{ts}V_{cb}V_{cs}^*}{V_{tb}V_{ts}^*V_{cb}^*V_{cs}} = -\frac{V_{tb}^*V_{ts}V_{cb}V_{cs}^*}{V_{cb}^*V_{cs}V_{tb}V_{ts}^*} = \frac{|V_{cb}V_{cs}^*|^2}{|V_{tb}V_{ts}^*|^2} e^{i(\pi+2\beta_s)} \quad (16)$$

and therefore one obtains

$$\phi_{CP}(J/\psi\phi) = \pi + 2\beta_s \quad (17)$$

From $\overline{B}_s(B_s) \rightarrow J/\psi\phi$, LHCb gives the present precision on this angle by the direct measure $\phi_s^{c\bar{c}s} = -2\beta_s = -0.083 \pm 0.041$ [11], compared to the SM model prediction $\beta_s = 0.0185 \pm 0.0003$ [12]. It is worth to emphasize that at present β_s is poorly measured, and that the future experiment FCCee would give a much more precise determination.

2.3.2 Non-CP eigenstates

For $\overline{B}_s \rightarrow D_s^+ K^-, D^0\phi$, from (8), one gets the invariant product of CKM elements,

$$\lambda(D_s^+ K^-) = -\frac{V_{tb}^* V_{ts}}{V_{ub}^* V_{cs}} \times \frac{V_{cb} V_{us}^*}{V_{ub}^* V_{cs}} = \left| \frac{V_{cb} V_{us}^*}{V_{tb} V_{ts}} \right| \times \left| \frac{V_{tb}^* V_{ts}}{V_{ub}^* V_{cs}} \right| e^{i\phi_{CKM}} \quad (18)$$

where ϕ_{CKM} is the weak phase violating CP. One can rewrite the expression above as :

$$\lambda(D_s^+ K^-) = -\frac{V_{tb}^* V_{ts}}{V_{ub}^* V_{cs}} \times \frac{V_{cb} V_{us}^*}{V_{tb} V_{ts}} = \left| \frac{V_{cb}}{V_{ub}} \right|^2 \left| \frac{V_{ub} V_{us}^*}{V_{cb}^* V_{cs}} \right| e^{i(\pi - \alpha_s + \beta_s)} \quad (19)$$

and therefore one gets

$$\phi_{CKM}(D_s K) = \pi - (\alpha_s - \beta_s) \quad (20)$$

where α_s and β_s are angles of the 2^{nd} Unitarity Triangle in Fig. 1. If β_s is known from the angular analysis of $\overline{B}_s \rightarrow J/\psi\phi \rightarrow \mu^+ \mu^- K^+ K^-$, eqn. (20) shows that the modes $D_s K$ would allow a *direct determination* of α_s .

Since in the SM the sum of the three angles is π , one has $\phi_{CKM} = \pi - (\alpha_s - \beta_s) = 2\beta_s + \gamma_s$, and one could have an estimation of γ_s although this will not be a direct determination since the SM has been assumed. This is a similar situation to the angle γ of the ordinary unitarity triangle UT_{db} . It was proposed by I. Dunietz to measure the combination $-(2\beta + \gamma)$ by the decay modes $\overline{B}_d(B_d) \rightarrow D^+ \pi^-$ and their CP conjugated [13]. The angle β was well-known at the time, and this combination could give information on the still poorly determined angle γ .

Therefore, once one obtains a measurement of the angle β_s from CP-eigenstates, by using relation (20) one could get information on the angle α_s from the time-dependent CP asymmetries for $\overline{B}_s \rightarrow D_s^+ K^-, D^0\phi$ or $\overline{B}_s \rightarrow D_s^- K^+, \overline{D}^0\phi$ and their CP-conjugated modes. On the other hand, since the angle β_s is small, a measurement of ϕ_{CKM} (20) would give a rather good preliminary determination of α_s .

Let us now look at relations of ϕ_{CKM} to other angles, in particular those of the standard T_{db} triangle. This is possible because the number of independent parameters of the CKM matrix is four, as exposed in ref. [5].

Indeed, one can write α_s as

$$\begin{aligned}\alpha_s &= \arg\left(-\frac{V_{ub}^* V_{us}}{V_{tb}^* V_{ts}}\right) = \arg\left(-\frac{V_{ub}^* V_{us}}{V_{tb}^* V_{ts}} \times \frac{V_{ud} V_{cb}^* V_{cd} V_{cs}}{V_{ud} V_{cb}^* V_{cd} V_{cs}}\right) \\ &= \arg\left(-\frac{V_{ub}^* V_{ud}}{V_{cb}^* V_{cd}}\right) - \arg\left(-\frac{V_{tb}^* V_{ts}}{V_{cb}^* V_{cs}}\right) + \arg\left(-\frac{V_{cs}^* V_{cd}}{V_{us}^* V_{ud}}\right) \\ &= \gamma - \beta_s + \gamma_{ds}\end{aligned}\quad (21)$$

where γ is one of the angles of the usual Unitarity Triangle involving the 1st and 3rd columns of the CKM matrix and γ_{ds} corresponds to one of the angles of the 3rd triangle in equation (2) (see Fig. 1), that is very small. Hence one could approximate α_s by

$$\alpha_s \simeq \gamma - \beta_s \quad (22)$$

and from relations (20-22) one gets, neglecting γ_{ds} ,

$$\phi_{CKM} \simeq \pi - \gamma + 2\beta_s \quad (23)$$

a relation that would be an interesting test of the CKM scheme, since β_s appears as a correction to an angle of the ordinary unitarity triangle T_{db} .

The determination of γ using $B_s \rightarrow D_s K$ was first proposed by R. Aleksan et al. [9]. Relation (23) is known [14], and has been proposed at LHCb to measure the angle γ once β_s would be measured from the angular analysis of time-dependent CP violation in $\overline{B}_s(B_s) \rightarrow J/\psi\phi \rightarrow \mu^+\mu^- K^+ K^-$.

3 Experimental expectations at FCCee

As one can see in equations (13) and (15), CP violating effects are damped by the fraction of wrong tagging ω . Table 2 shows typical tagging performances of some experiments. It is thus essential to measure this factor precisely. Fortunately, the decay $\overline{B}_s \rightarrow D_s^+ \pi^-$ allows one to measure the value of ω very precisely.

Tagging Merit	LEP	BaBar	LHCb
$\epsilon(1 - 2\omega)^2$	25-30%	30%	6%

Table 2: Typical tagging Figure of Merit for some experiments, where ϵ is the tagging efficiency and ω the wrong tagging fraction, in the range 0 – 0.5.

3.1 Generic detector resolutions

In order to carry out experimental studies, we define a generic detector, the resolution of which is parametrized as follows :

Acceptance :	$ \cos \theta $	< 0.95	
Charged particles :			
p_T resolution :	$\frac{\sigma(p_T)}{p_T^2}$	$= 2. \times 10^{-5} \oplus \frac{1.2 \times 10^{-3}}{p_T \sin \theta}$	
ϕ, θ resolution :	$\sigma(\phi, \theta) \mu\text{rad}$	$= 18 \oplus \frac{1.5 \times 10^3}{p_T \sqrt[3]{\sin \theta}}$	(24)
Vertex resolution :	$\sigma(d_{\text{Im}}) \mu\text{m}$	$= 1.8 \oplus \frac{5.4 \times 10^1}{p_T \sqrt{\sin \theta}}$	
e, γ particles :			
Energy resolution :	$\frac{\sigma(E)}{E}$	$= \frac{5 \times 10^{-2}}{\sqrt{E}} \oplus 5 \times 10^{-3}$	
EM ϕ, θ resolution :	$\sigma(\phi, \theta) \text{ mrad}$	$= \frac{7}{\sqrt{E}}$	

where θ, ϕ are the particles' polar and azimuthal angles respectively, p_T (in GeV) the track transverse momentum, E the e^\pm, γ energy and d_{Im} the tracks' impact parameter.

3.2 Measuring the wrong tagging fraction

In order to extract experimentally the CKM phases using the time-dependent distributions in equations (13) and (15), one needs to measure precisely the wrong tagging fraction. This can be done by using the decay $\overline{B}_s \rightarrow D_s^+ \pi^- \rightarrow (\phi \pi^+)_{D_s} \pi^- \rightarrow K^+ K^- \pi^+ \pi^-$. Indeed, only one diagram is involved in this decay (see Fig. 6) and thus no CP violation is expected. Furthermore its branching fraction is relatively large ($\sim 3 \times 10^{-3}$). Some $13.8 \times 10^6 B_s + \overline{B}_s$ such decays are expected to be produced at FCCee when accumulating $150 ab^{-1}$ at the Z -pole (see Table 3 below).

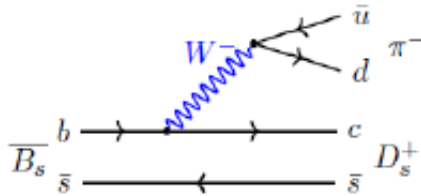


Fig. 6: The Feynman diagrams for the \overline{B}_s decay for the final state $D_s^+ \pi^-$. This decay involves only one diagram, hence is very convenient for probing the B_s tagging.

One gets the time-dependent distributions from equation (13) with $\rho = 0$.

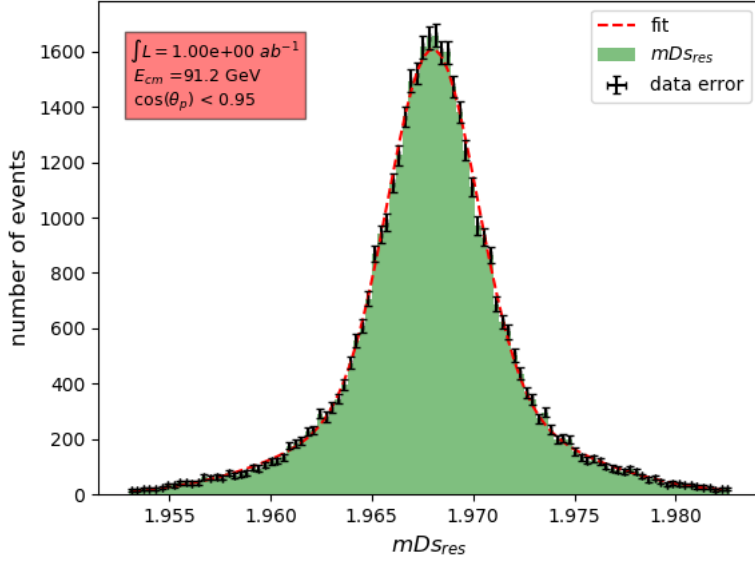
$$\Gamma(B_s(t) \rightarrow D_s^- \pi^+) = |\langle D_s^- \pi^+ | B_s \rangle|^2 e^{-\Gamma t} \left\{ (1-\omega) \cos^2 \frac{\Delta m t}{2} + \omega \sin^2 \frac{\Delta m t}{2} \right\}$$

$$\Gamma(\overline{B}_s(t) \rightarrow D_s^- \pi^+) = |\langle D_s^- \pi^+ | B_s \rangle|^2 e^{-\Gamma t} \left\{ \omega \cos^2 \frac{\Delta m t}{2} + (1-\omega) \sin^2 \frac{\Delta m t}{2} \right\}$$

$$\Gamma(B_s(t) \rightarrow D_s^+ \pi^-) = |\langle D_s^- \pi^+ | B_s \rangle|^2 e^{-\Gamma t} \left\{ \omega \cos^2 \frac{\Delta m t}{2} + (1-\omega) \sin^2 \frac{\Delta m t}{2} \right\}$$

$$\Gamma(\overline{B}_s(t) \rightarrow D_s^+ \pi^-) = |\langle D_s^- \pi^+ | B_s \rangle|^2 e^{-\Gamma t} \left\{ (1-\omega) \cos^2 \frac{\Delta m t}{2} + \omega \sin^2 \frac{\Delta m t}{2} \right\} \quad (25)$$

The main source of background is the combinatorial one, which is however expected to be small, thanks to the excellent mass resolution on D_s and B_s as shown in Figure 7.



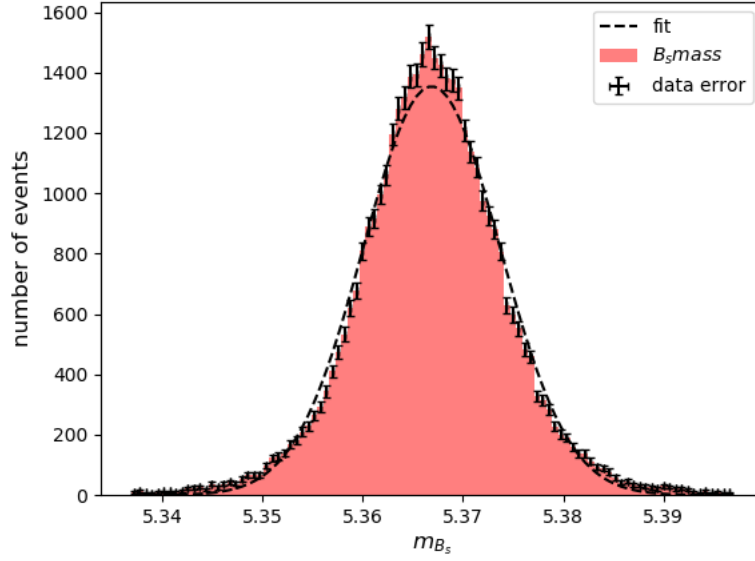
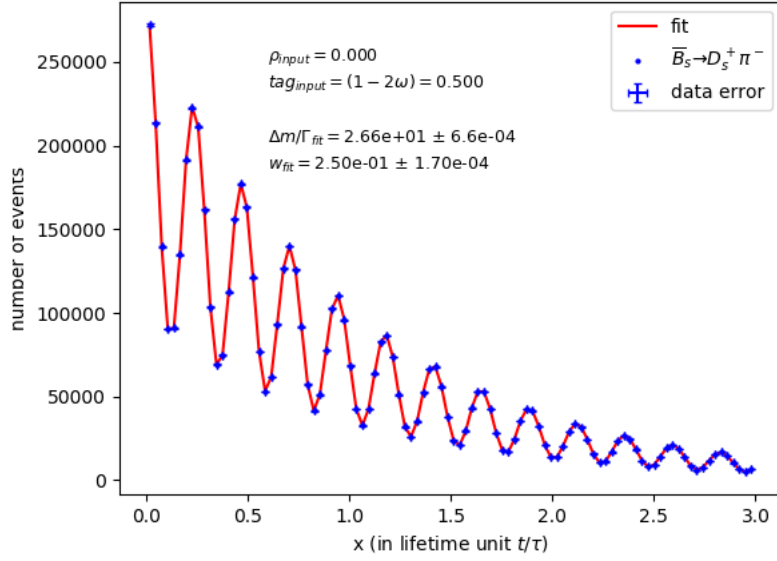


Fig. 7: D_s (upper plot) and B_s (lower plot) mass resolutions in $e^+e^- \rightarrow Z \rightarrow \bar{B}_s(B_s) \rightarrow D_s^\pm \pi^\mp \rightarrow K^+ K^- \pi^+ \pi^-$. One obtains $\sigma(m_{D_s}) \simeq 3.2$ MeV and $\sigma(m_{B_s}) = 6.7$ MeV. The geometric acceptance of the detector ($|\cos \theta| < .95$) leads to an efficiency of 86% for this 4-body final state.



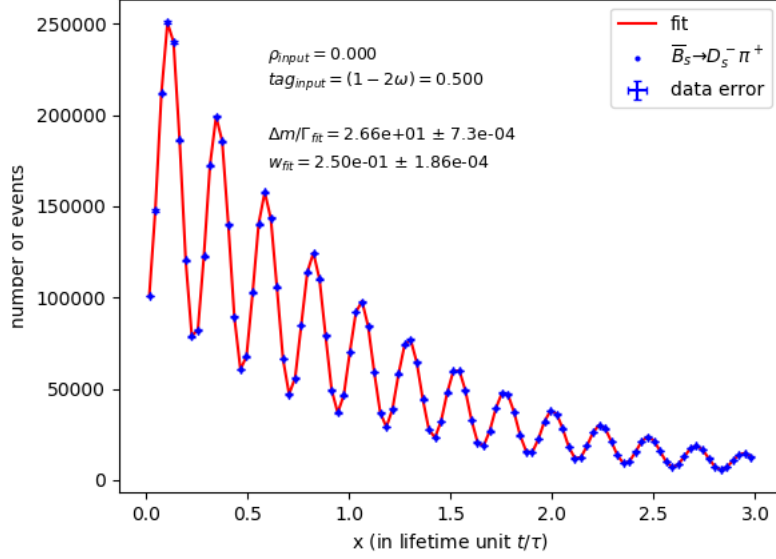
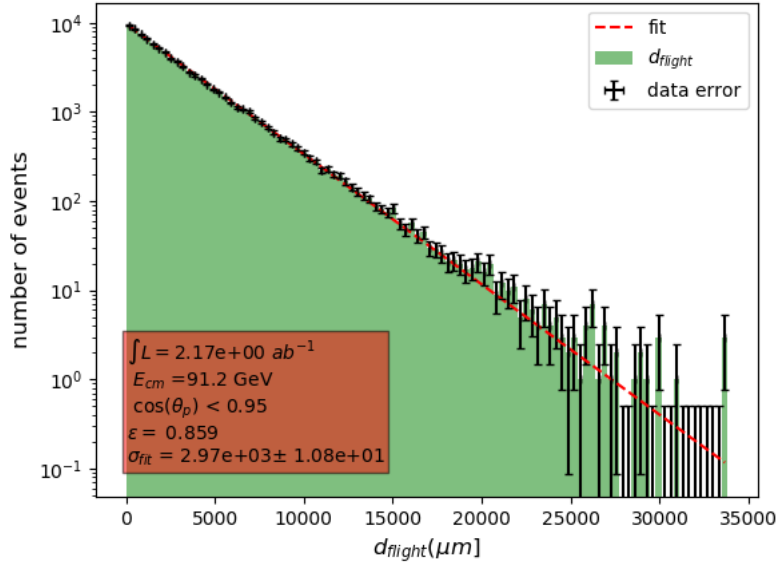


Fig. 8: The time dependent distribution for $B_s \rightarrow D_s^- \pi^+$ + CP conjugate (upper plot) and $B_s \rightarrow D_s^+ \pi^-$ + CP conjugate (lower plot). The overall statistical resolution on ω is 1.4×10^{-4} .

The expected time-dependent distributions corresponding to the equations (25) are shown in Fig. 8. One extracts the resolution of the wrong tagging parameter ω by fitting these time-dependent distributions. Thanks to the large statistics available, one finds $\sigma(\omega) \simeq 1.4 \cdot 10^{-4}$. The oscillation frequency $\Delta m/\Gamma$ is also obtained with a resolution of about $5 \cdot 10^{-4}$. In these figures, no resolution on the flight distance has been included.



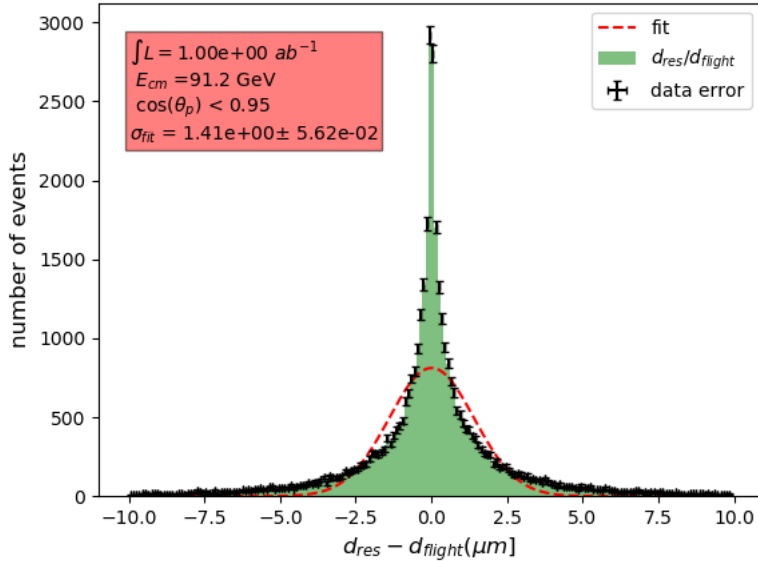


Fig. 9: B_s decay distance (upper plot) and resolution on decay distance due to momentum resolution (lower plot) in $e^+e^- \rightarrow Z \rightarrow \bar{B}_s(B_s) \rightarrow D_s^\pm \pi^\mp \rightarrow K^+ K^- \pi^+ \pi^-$. The uncertainty is $1.4 \mu\text{m}$, and is negligible compared to the average flight distance of 3 mm .

There are three sources of smearing of the B_s oscillation frequency.

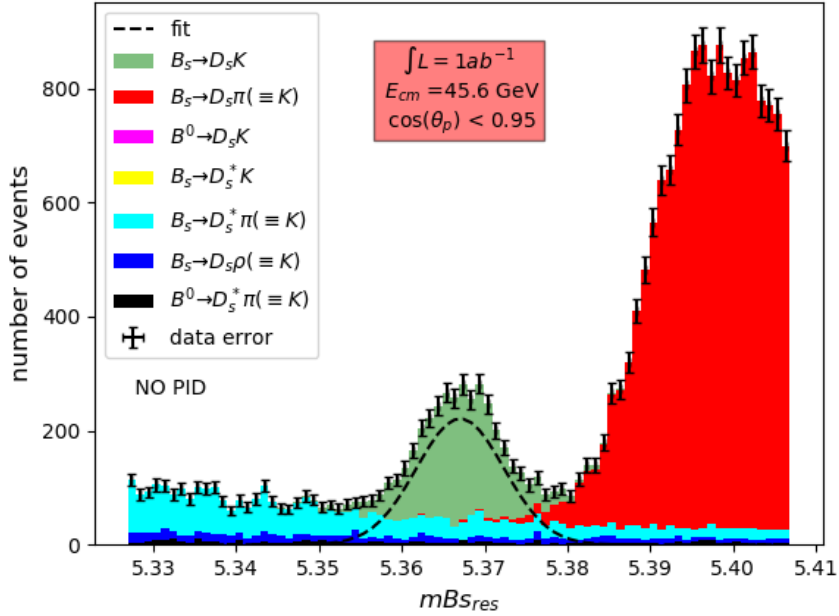
1. The uncertainty on the B_s reconstructed momentum: In Fig. 9 (upper plot) we show the B_s flight distance. The average distance is $\sim 2.8 \text{ mm}$. In Fig. 9 (lower plot) we show the resolution on flight distance due to the error on B_s reconstructed momentum, which is negligible.
2. The uncertainty on primary vertex position: This resolution is obtained by a combination of the beam Interaction Point (IP) and reconstructed primary vertex. The error on the IP position at FCCee is obtained from the beam size: $\sigma(\text{IP}_x) \simeq 4.5 \mu\text{m}$, $\sigma(\text{IP}_y) \simeq 0.02 \mu\text{m}$ and $\sigma(\text{IP}_z) \simeq 0.30 \text{ mm}$. Combining these constraints with the measured tracks originating from the primary vertex results in an overall negligible primary vertex resolution.
3. The uncertainty on B_s decay vertex position: This has been evaluated to be the dominant contribution. However, it is estimated that its impact on the B_s flight distance is of the order of $\sim 18 \mu\text{m}$ (see Appendix). Overall, the resolution on the B_s flight distance remains below $20 \mu\text{m}$, and thus leads to a minor damping of the time dependent curves, which does not affect significantly the measurement of the CP violating angles.

3.3 Measurement of the CKM angles α_s and β_s

We have now all the ingredients to evaluate the sensitivity on the CKM angles α_s and β_s with the decays $\overline{B}_s(B_s) \rightarrow D_s^\pm K^\mp$ and $\overline{B}_s(B_s) \rightarrow J/\psi\phi$, respectively, which one expects at FCCee.

Let us first concentrate on $\overline{B}_s(B_s) \rightarrow D_s^\pm K^\mp$. We simulate these reactions with the parametrized detector using some specific values for the strong phase difference, $\delta_s = 40^\circ$, and the CKM phase, $\phi = 70^\circ$, which is very close to the expected value from the present indirect constraints on the angles of the corresponding unitarity triangle. We show in Fig. 10 the signal together with the main sources of background, with the expectation of the combinatorial one, which is however expected to be small, thanks to the excellent mass resolution.

As can be seen in Fig. 10, the signal is already rather clean without PID but becomes very clean once a simple PID is turned on. Using the signal, the time-dependent distributions corresponding to the equations (13) are shown in Fig. 11. From a global fit of these four time-dependent distributions, one extracts the resolution on the CKM phase Φ and the strong phase difference δ_s . Thanks to the large statistics available, one finds $\sigma(\Phi) \simeq 0.4^\circ$.



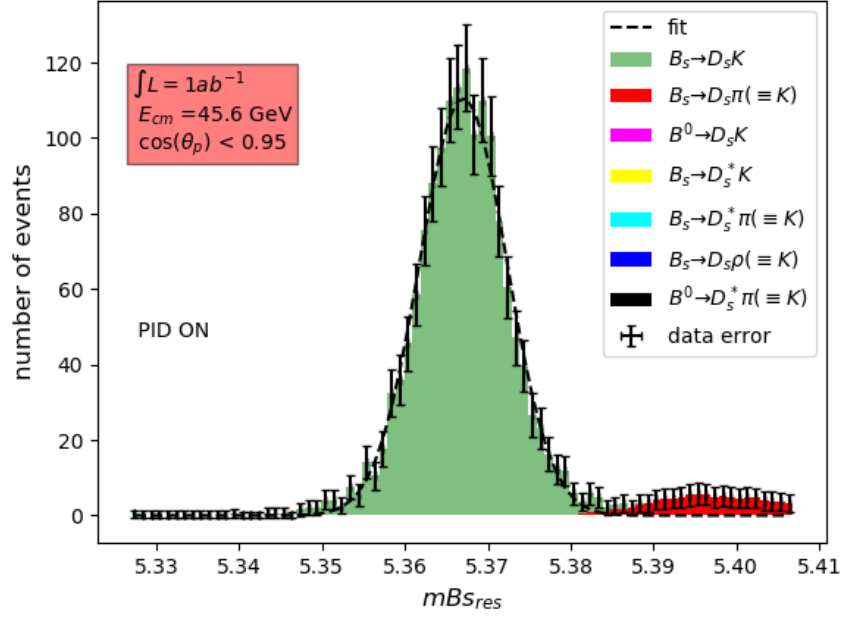
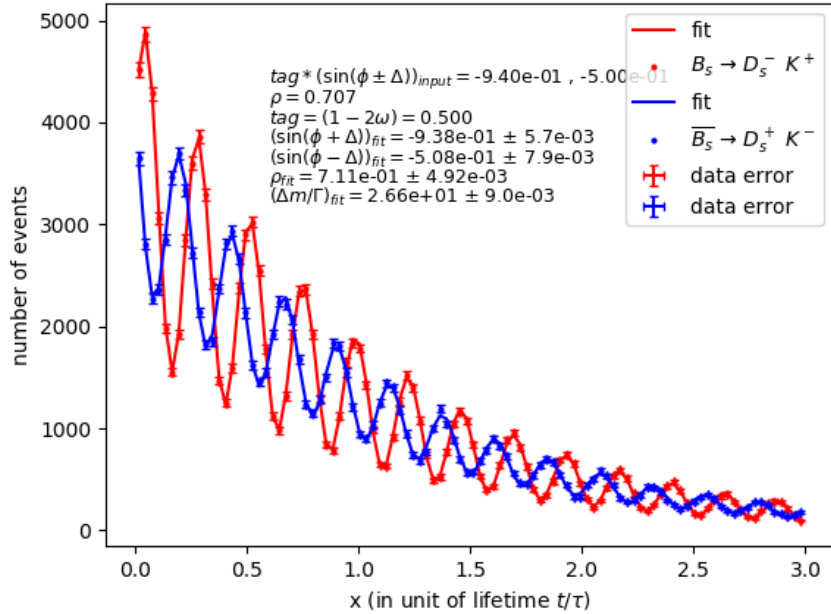


Fig. 10: B_s mass resolutions in $\overline{B}_s(B_s) \rightarrow D_s^\pm K^\mp$ decays in $e^+e^- \rightarrow Z \rightarrow \overline{B}_s(B_s) \rightarrow D_s^\pm K^\mp \rightarrow \phi\pi^\pm K^\mp \rightarrow K^+K^-\pi^\pm K^\mp$. The upper histogram shows the signal and backgrounds without particle identification. A simple particle identification (PID) based on Time of Flight (ToF) and dE/dx is turned on for the lower histogram.



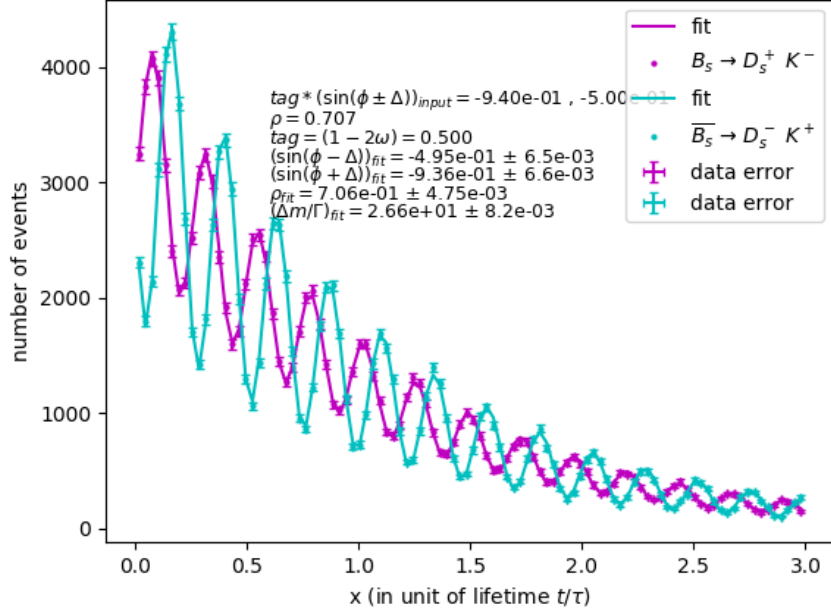
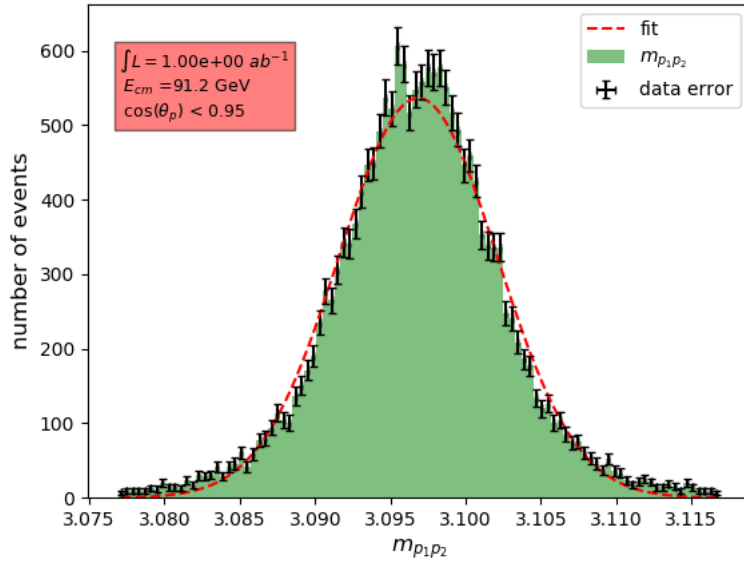


Fig. 11: $\overline{B}_s(B_s) \rightarrow D_s^\pm K^\mp$ time-dependent distributions (upper and lower plots) with the statistics of 150 ab^{-1} expected at FCCee.

Note that this resolution could be further improved by using several other B_s final states involving the same CKM phase, such as $D_s^{*\pm} K^\mp$ or $D_s^\pm K^{*\mp}$. In addition one can use other D_s final states, such as $D_s^\pm \rightarrow \overline{K}^{*0}(K^{*0})K^\pm \rightarrow K^+K^-\pi^\pm$ and $D_s^\pm \rightarrow \phi\rho^\pm \rightarrow K^+K^-\pi^\pm\pi^0$. However, since several of these modes includes neutral particles, excellent electromagnetic calorimeter resolutions are crucial to reject the backgrounds.



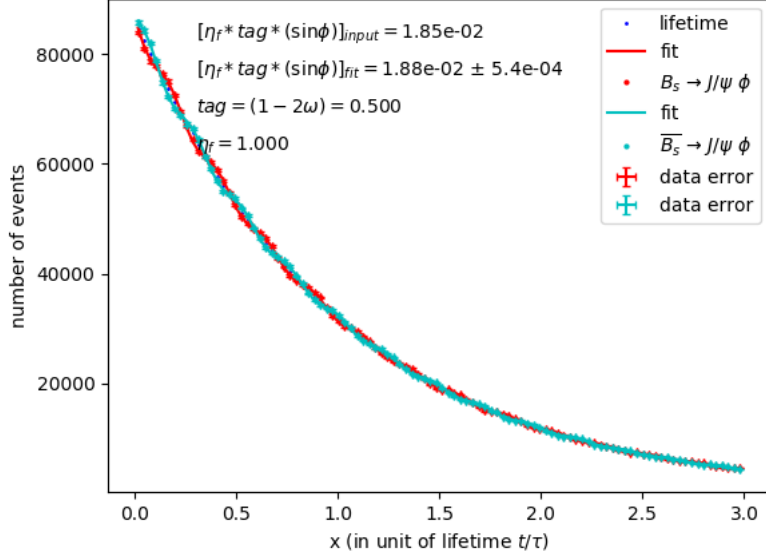


Fig. 12: $\overline{B}_s(B_s) \rightarrow J/\psi\phi$ decay in $e^+e^- \rightarrow Z \rightarrow \overline{B}_s(B_s) \rightarrow J/\psi\phi \rightarrow \mu^+\mu^-K^+K^-$. The upper plot shows the reconstructed J/ψ mass. A resolution of ~ 5.2 MeV is observed. The two time-dependent distributions (equation (15)) are shown in the lower plot with the statistics of 150 ab^{-1} expected at FCCee.

We now focus on $\overline{B}_s(B_s) \rightarrow J/\psi\phi$ decaying to the 4-body final state $\mu^+\mu^-K^+K^-$. The geometric acceptance is very similar to $D_s^\pm\pi^\mp \rightarrow K^+K^-\pi^+\pi^-$. The B_s mass resolution is also very similar to $D_s^\pm\pi^\mp$. We show in Fig. 12 the J/ψ mass resolution.

From the time-dependent fit (Fig. 12), $\sin\phi = \sin 2\beta_s$ is measured. Thanks to the very high statistics this lead to the resolution $\sigma(\beta_s) = 0.035^\circ$, while this angle is expected to be $\sim 1^\circ$. This sensitivity assumes that a full angular analysis is carried out since this 2-Vector final state includes $CP = +1$ and $CP = -1$ contributions. If one does a simple time-dependent analysis as in Fig. 12, the amplitude of the interference is reduced by factor $1 - 2f_\perp \simeq 0.5$, as already mentioned. This leads to $\sigma(\beta_s) = 0.07^\circ$. Interestingly, the impact of the present error on f_\perp is negligible. Part of this reduced sensitivity can be mitigated by using additional J/ψ final states such as $e^+e^-(\gamma)$ or other modes, such as $J/\psi\eta$, which is a pure $CP = +1$ eigenstate and does not necessitate an angular analysis. In this latter mode, excellent electromagnetic calorimeter is required to reject the backgrounds. In summary, the resolution of $\sigma(\beta_s) = 0.035^\circ$ mentioned above, is reachable.

4 Conclusions

In summary, we have shown that excellent resolutions on the angles α_s and β_s are expected at FCCee with $\sigma(\alpha_s) \simeq 0.4^\circ$ and $\sigma(\beta_s) \simeq 0.035^\circ$. These angles are two angles of the unitarity triangle UT_{sb} defined in equations (2) and Fig. 1. The angle directly measured by the mode $\overline{B}_s(B_s) \rightarrow D_s^\pm K^\mp$ is given by (20) $\phi_{D_s K} = \pi - (\alpha_s - \beta_s)$ and the mode $\overline{B}_s(B_s) \rightarrow J/\psi\phi$ gives a direct measurement of the angle (17) $\phi_{J/\psi\phi} = \pi + 2\beta_s$. In a forthcoming paper to appear [8] it is shown that the modes $B^\pm \rightarrow \overline{D}^0(D^0)K^\pm \rightarrow K^+K^-K^\pm$ and $B^\pm \rightarrow \overline{D}^0(D^0)K^\pm \rightarrow K_s\pi^0K^\pm$ enable one to measure directly $\phi_{D^0K} = \pi + \gamma_s$. Interestingly, should unitarity hold, one has a simple relation between these observable phases, $-\phi_{D_s K} + \phi_{J/\psi\phi} + \phi_{D^0K} = 0 \pmod{2\pi}$. All the angles of the “flat” unitarity triangle UT_{sb} can thus be determined directly with high accuracy.

$E_{\text{cm}} = 91.2 \text{ GeV}$ and $\int L = 150\text{ab}^{-1}$			
$\sigma(e^+e^- \rightarrow Z)$ nb	number of Z	$f(Z \rightarrow \overline{B}_s)$	Number of produced \overline{B}_s
~ 42.9	$\sim 6.4 \cdot 10^{12}$	0.0159	$\sim 1 \cdot 10^{11}$
\overline{B}_s decay Mode	Decay Mode	Final State	Number of \overline{B}_s decays
nonCP eigenstates			
$D_s^+ \pi^-$	$D_s^+ \rightarrow \phi \pi$	$K^+ K^- \pi^+ \pi^-$	$\sim 6.9 \cdot 10^6$
$D_s^+ \pi^-$	$D_s^+ \rightarrow \phi \rho$	$K^+ K^- \pi^+ \pi^- \pi^0$	$\sim 12.9 \cdot 10^6$
$D_s^+ K^-$	$D_s^+ \rightarrow \phi \pi$	$K^+ K^- \pi^+ K^-$	$\sim 5.2 \cdot 10^5$
$D_s^+ K^-$	$D_s^+ \rightarrow \phi \rho$	$K^+ K^- \pi^+ K^- \pi^0$	$\sim 9.8 \cdot 10^5$
$D^0 \phi$	$D^0 \rightarrow K \pi$	$K^- \pi^+ K^+ K^-$	$\sim 6.1 \cdot 10^4$
$D^0 \phi$	$D^0 \rightarrow K \rho$	$K^- \pi^+ K^+ K^- \pi^0$	$\sim 1.7 \cdot 10^5$
CP eigenstates			
$J/\psi \phi$	$J/\psi \rightarrow \mu^+ \mu^-$	$\mu^+ \mu^- K^+ K^-$	$\sim 3.2 \cdot 10^6$
$J/\psi \eta$	$J/\psi \rightarrow \mu^+ \mu^-$	$\mu^+ \mu^- \gamma \gamma$	$\sim 9.6 \cdot 10^5$

Table 3: The expected number of produced \overline{B}_s decays to specific decay modes at FCC-ee at a center of mass energy of 91 GeV over 5 years with 2 detectors. These numbers have to be multiplied by 2 when including B_s decays. The branching fractions of the PDG [7] have been used.

Appendix. Resolutions in the reconstructed flight distances

The resolutions in the reconstructed B_s flight distances have been determined using Monte-Carlo events that were passed through a fast simulation of the tracking system of the experiment based on DELPHES [15]. The PYTHIA8 Monte-Carlo generator was used to simulate the production of $b\bar{b}$ pairs and the decays of the B_s mesons were performed with the EVTGEN program. The resulting charged particles were turned into simulated tracks using the "TrackCovariance" fast tracking software implemented in DELPHES. It relies on a description of the tracker geometry. The vertex detector and the drift chamber of the IDEA detector [16], which provide resolutions similar to the ones given in Section 3.1, are used here. In this geometry, the central beampipe has an inner radius of 1.5 cm and the innermost layer of the vertex detector is at 1.7 cm of the beampipe center. The tracking software accounts for the finite detector resolution and for the multiple scattering in each tracker layer and determines the (non diagonal) covariance matrix of the helix parameters that describe the trajectory of each charged particle. This matrix is then used to produce a smeared 5-parameters track, for each charged particle emitted within the angular acceptance of the tracker.

A simple standalone code is used to fit a given set of tracks to a common vertex [17], under the assumption that the trajectories be perfect helices. When reconstructing the vertex corresponding to a given decay, a perfect "seeding" is assumed. For example, for the decay $B_s \rightarrow J/\psi\phi \rightarrow \mu\mu KK$, the vertex is reconstructed using the simulated tracks created from the muons and kaons that correspond to this decay. Once the B_s decay vertex is reconstructed, the flight distance of the B_s is taken to be the distance of this vertex to the nominal interaction point *. The distribution of the difference between the reconstructed flight distance and the flight distance given by the Monte-Carlo information is approximately Gaussian, and its RMS can be used to define the resolution in the reconstructed flight distance. This resolution is shown in Fig. 13 as a function of the polar angle of the B_s , for the $B_s \rightarrow J/\psi\phi \rightarrow \mu\mu KK$ decay. As expected, better resolutions are obtained in the central region, since the tracks suffer less multiple scattering than in the forward region. The figure also shows the distribution of the normalised χ^2 of the vertex fit, whose average is at one, as expected.

*No attempt is made here to reconstruct the primary vertex of the event. However, it was checked that with a beam-spot constraint, the primary vertex can be reconstructed with a resolution of 4 – 5 μm in $b\bar{b}$ events, leading to a negligible contribution to the resolution in the B_s flight distance.

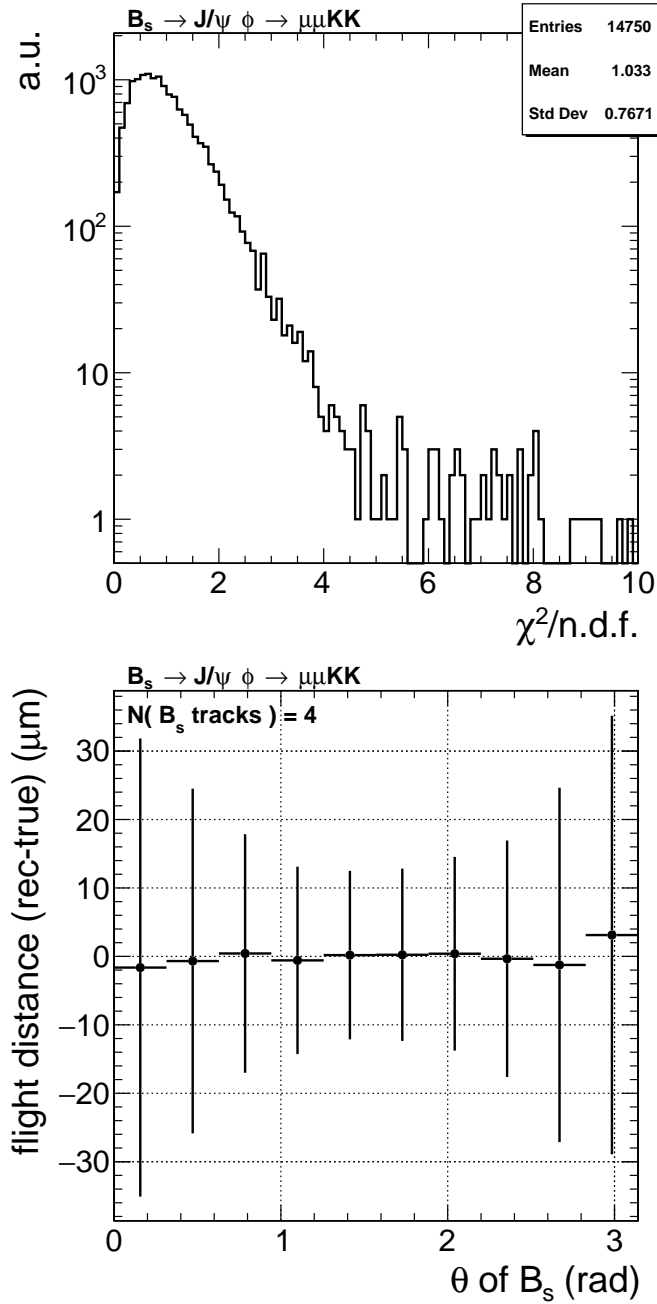


Fig. 13. Upper plot: Distribution of the normalised χ^2 of the fit of the $B_s \rightarrow J/\psi\phi \rightarrow \mu\mu KK$ vertex. Lower plot: Profile histogram of the difference between the reconstructed and the generated B_s flight distance, as a function of the B_s polar angle, for the $B_s \rightarrow J/\psi\phi \rightarrow \mu\mu KK$ decay. The error bars show the RMS of the distribution in each bin, hence the resolution in the flight distance.

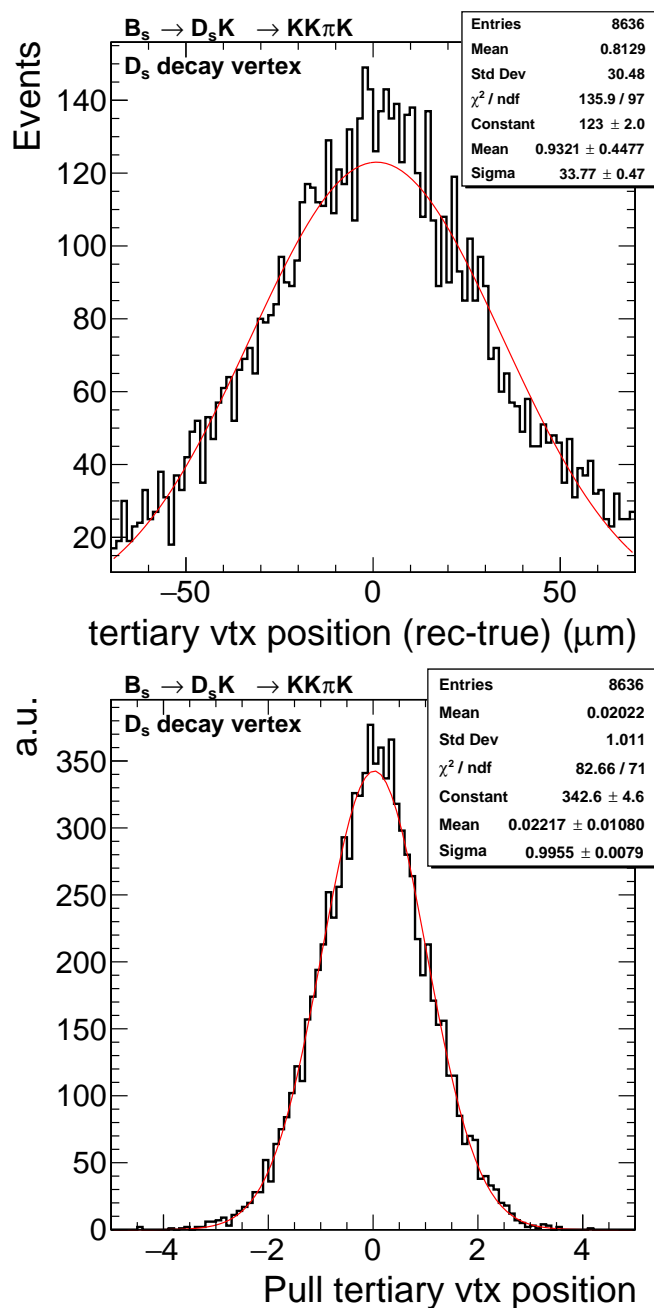


Fig. 14. Upper plot: Resolution in the reconstructed position of the D_s decay vertex in the decay $B_s \rightarrow D_s K \rightarrow KK\pi K$. Lower plot: pull of this reconstructed position. The red curves show the results of a Gaussian fit to the histograms.

The reconstruction of the B_s decay vertex in $B_s \rightarrow D_s K$ is more complicated since D_s does not decay promptly but leads to a tertiary vertex.

In a first step, the $D_s \rightarrow KK\pi$ decay vertex is reconstructed, using the tracks corresponding to the three daughter particles of the D_s . When three tracks are reconstructed (about 95 % of the events), the position of the D_s vertex (the 3D distance between the vertex and the origin) is reconstructed with a resolution of about 33 μm , as shown in the upper panel of Fig. 14. The lower panel in the same figure illustrates the good quality of the fit: from the covariance matrix of the coordinates of the D_s vertex, an uncertainty on the D_s vertex position is computed, and is used to determine the corresponding pull, i.e. the difference between the reconstructed and the generated D_s vertex positions divided by this uncertainty. As expected, the distribution of the pull is gaussian with a variance of unity. The momenta of the tracks corresponding to the D_s daughters are then propagated to the D_s decay vertex, such that their sum gives the three-momentum of the D_s when it decays. From the D_s momentum at its decay point and the coordinates of this decay vertex, a D_s "pseudo-track" can be reconstructed, i.e. a set of 5-parameters that describe the D_s helicoidal trajectory. In order to use this pseudo-track in the vertex fitter together with the track associated with the "bachelor" kaon (the K from the $B_s \rightarrow D_s K$ decay) to reconstruct the B_s decay vertex, the covariance matrix of the D_s pseudo-track must be determined. This is done using a bootstrap method:

- the parameters of the D_s daughters' tracks are smeared according to their covariance matrices;
- a D_s vertex is re-fit using these smeared tracks, which are propagated to this vertex to define a D_s momentum, and the 5-parameters of a D_s pseudo-track;
- the covariance matrix of the D_s track parameters is obtained by statistical inference, over a large sample of D_s pseudo-tracks obtained from smearing the D_s daughter tracks many times.

Figure 15 shows that, from the D_s pseudo-track and the track of the bachelor K , the vertex fitter reconstructs the B_s decay vertex with a resolution of about 18 μm , and that the pull of this B_s flight distance is distributed as expected.

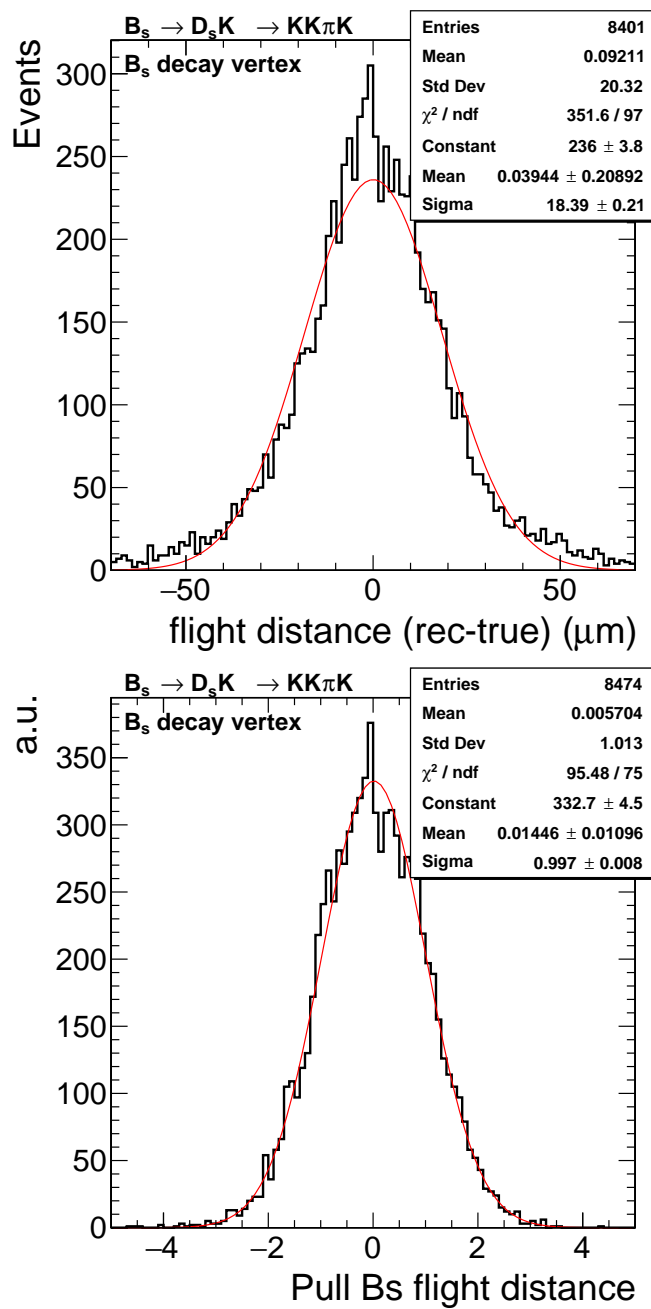


Fig. 15. Upper plot: Resolution in the reconstructed flight distance of the B_s in the decay $B_s \rightarrow D_s K \rightarrow K K \pi K$. Lower plot: pull of this flight distance. The red curves show the results of a Gaussian fit to the histograms.

References

- [1] M. Bicer et al., First look at the physics case of TLEP, *J. High Energy Phys.* 01 (2014) 164, [https://doi.org/10.1007/JHEP01\(2014\)164](https://doi.org/10.1007/JHEP01(2014)164), arXiv:1308.6176.
- [2] A. Abada, et al., FCC Collaboration, *Eur. Phys. J. C* **79**(6) (2019) 474, <https://doi.org/10.1140/epjc/s10052-019-6904-3>.
- [3] A. Abada, et al., FCC Collaboration, *Eur. Phys. J. ST* **228**(2) (2019) 261, <https://doi.org/10.1140/epjst/e2019-900045-4>.
- [4] M. Kobayashi, T. Maskawa, *Prog. Theor. Phys.* **49** (1973) 652.
- [5] R. Aleksan, B. Kayser and D. London, *Phys. Rev. Lett.* **73** (1994) 18.
- [6] I. Dunietz, R. Fleischer and U. Nierste, *Phys. Rev. D* **63** (2001) 114015, arXiv:hep-ph/0012219; A. Lenz and U. Nierste, *JHEP* **0706** (2007) 072, arXiv:hep-ph/0612167.
- [7] P.A. Zyla et al. (Particle Data Group), *Prog. Theor. Exp. Phys.* 2020, 083C01 (2020).
- [8] R. Aleksan, L. Oliver and E. Perez, to appear.
- [9] R. Aleksan, I Dunietz and B. Kayser, *Z. Phys. C* **54** (1992) 653, <https://doi.org/10.1007/BF01559494>.
- [10] A. Dighe, I. Dunietz and R. Fleischer, *Eur. Phys. J. C* **6** (1999) 647, arXiv:hep-ph/9804253.
- [11] R. Aaij et al., LHCb Collaboration, *Eur. Phys. J. C* **79** (2019) 706, Erratum: *Eur. Phys. J. C* **80** (2020) 601, arXiv:1906.08356 [hep-ex].
- [12] S. Descotes-Genon and P. Koppenburg *Ann. Rev. Nucl. Part. Sci.* **67** (2017) 97, arXiv:1702.08834 [hep-ex].
- [13] I. Dunietz, *Phys. Lett. B* **427** (1998) 179, hep-ph/9712401.
- [14] J. Nardulli, Proceedings of Taipei Conference (2008), arXiv:0807.1670 [hep-ex].
- [15] , J. de Favereau, C. Delaere, P. Demin, A. Giammanco, V. Lemaître, A. Mertens et al., *Journal of High Energy Physics* **2014** (Feb. 2014).
- [16] FCC collaboration, A. Abada et al., *FCC-ee: The Lepton Collider*, *The European Physical Journal Special Topics* **228** (Jun, 2019) 261.
- [17] F. Bedeschi, private communication.