

Energy harvesting from anisotropic fluctuations

Olga Movilla Miangolarra,¹ Amirhossein Taghvaei,¹ Rui Fu,¹ Yongxin Chen,² and Tryphon T. Georgiou¹

¹*Department of Mechanical and Aerospace Engineering, University of California, Irvine, CA 92697, USA*

²*School of Aerospace Engineering, Georgia Institute of Technology, Atlanta, GA 30332, USA*

(Dated: August 3, 2021)

We consider a rudimentary model for a heat engine, known as the Brownian gyrator, that consists of an overdamped system with two degrees of freedom in an anisotropic temperature field. Whereas the hallmark of the gyrator is a nonequilibrium steady-state curl-carrying probability current that can generate torque, we explore the coupling of this natural gyrating motion with a periodic actuation potential for the purpose of extracting work. We show that path-lengths traversed in the manifold of thermodynamic states, measured in a suitable Riemannian metric, represent dissipative losses, while area integrals of a work-density quantify work being extracted. Thus, the maximal amount of work that can be extracted relates to an isoperimetric problem, trading off area against length of an encircling path. We derive an isoperimetric inequality that provides a universal bound on the efficiency of all cyclic operating protocols, and a bound on how fast a closed path can be traversed before it becomes impossible to extract positive work. The analysis presented provides guiding principles for building autonomous engines that extract work from anisotropic fluctuations.

Harvesting energy is a principal characteristic of living organisms. Yet, relevant processes rarely conform to the setting of Carnot's engine alternating contact between heat baths of different temperature. Instead, fluctuations and anisotropic chemical concentrations in conjunction with varying electrochemical potentials seem to provide the universal source of cellular energy [1, 2]. The present work studies far-from-equilibrium transitions that are fueled by anisotropic thermal excitation, by adopting the frame of Stochastic Thermodynamics [3–6] and fluctuation theories [7–11]. Specifically, we study a minimal thermodynamic engine built around the concept of the Brownian gyrator [12], a system that exhibits a characteristic non-equilibrium steady-state circulating current due to misalignment between the anisotropic temperature field and confining potential.

Previous work on the Brownian gyrator focused on the circulating current and torque generated at steady-state [12–17] and on optimal transitioning between states [18]. In the present work, we take the next natural step to consider energetics of a cyclic operation. We utilize a controlled periodically time-varying potential to extract work from the anisotropy of the temperature field. To this end, we extend concepts of thermodynamic geometry [19–21] to regimes far-from-equilibrium. Specifically, we show that the length of a path in the two-dimensional Riemannian manifold of thermodynamic states represents dissipative losses, while the area integral of a work-density within a closed curve quantifies extracted work over the cycle. Thus, the problem to determine an optimal protocol reduces to an isoperimetric problem, where a path of a given length that encircles a maximal (weighted) area is sought. In this way, we quantify tradeoffs between efficiency and power that can be extracted.

Model and analysis: We consider a two-dimensional overdamped Brownian particle in an anisotropic heat bath and subject to a time-varying potential $U(t, x, y)$, obeying the Langevin dynamics

$$dx_t = -\gamma^{-1} \partial_x U(t, x, y) dt + \sqrt{2\gamma^{-1} k_B T_x} dB_t^x, \quad (1a)$$

$$dy_t = -\gamma^{-1} \partial_y U(t, x, y) dt + \sqrt{2\gamma^{-1} k_B T_y} dB_t^y, \quad (1b)$$

where $\{B_t^x\}_{t \geq 0}$ and $\{B_t^y\}_{t \geq 0}$ are two independent standard Brownian motions, while T_x and T_y represent temperature along each of the two degrees of freedom x and y , respectively. Throughout, k_B denotes the Boltzmann constant, γ a dissipation constant assumed identical in both directions, and ∂_x and ∂_y the partial derivatives with respect to x and y , respectively. Without loss of generality, we assume $T_x > T_y$ and define $\Delta T := T_x - T_y > 0$. The probability distribution, that constitutes the state of the system, is denoted by $p(t, x, y)$ and satisfies the Fokker-Planck equation $\frac{\partial p}{\partial t} + \nabla \cdot J = 0$ where

$$J = \begin{bmatrix} J_x \\ J_y \end{bmatrix} = -\gamma^{-1} \left[\nabla U + \frac{1}{2} T \nabla \log(p) \right] p,$$

is the probability current, ∇ is the gradient operator with respect to spatial coordinates, and

$$T = \begin{bmatrix} 2k_B T_x & 0 \\ 0 & 2k_B T_y \end{bmatrix}.$$

The system exchanges energy with the environment through work done by changes in the potential and through heat transfer with the two thermal baths. The total energy of the system is $E = \iint U p dx dy$, while the rate of work due to a change in the potential is given by

$$\dot{W} = \iint \frac{\partial U}{\partial t} p dx dy. \quad (2)$$

The heat uptake from the respective thermal baths is

$$\dot{Q}_x = \iint J_x \partial_x U dx dy = - \iint U \partial_x J_x dx dy,$$

$$\dot{Q}_y = \iint J_y \partial_y U dx dy = - \iint U \partial_y J_y dx dy,$$

resulting in the total heat uptake

$$\dot{Q} = \dot{Q}_x + \dot{Q}_y = - \iint U \nabla \cdot J dx dy. \quad (3)$$

Assume the potential is fixed and the system (1) reaches a steady state. Stationarity only requires that $\nabla \cdot J = 0$, implying zero total heat uptake. However, unless the detailed balance condition $J = 0$ holds, the steady-state is not an equilibrium distribution and the non-zero probability current mediates a steady-state heat transfer rate $\dot{Q}_x = -\dot{Q}_y \neq 0$ between the two thermal baths, which has been the subject of study of previous works [15, 22].

In order to advance our analysis, we henceforth assume a quadratic potential

$$U(t, x, y) = \frac{1}{2} \xi^\top K(t) \xi, \quad \text{where } \xi = \begin{bmatrix} x \\ y \end{bmatrix},$$

with $K(t)$ a symmetric 2×2 matrix seen as a control variable. If the initial state is Gaussian, $N(0, \Sigma_0)$ (i.e., with mean 0 and covariance Σ_0), then it remains Gaussian. Its mean remains 0 while the covariance $\Sigma(t)$ satisfies the Lyapunov equation

$$\gamma \dot{\Sigma}(t) = -K(t)\Sigma(t) - \Sigma(t)K(t) + T. \quad (4)$$

In terms of the state covariance and control, the energy is

$$E = \iint U p dx dy = \frac{1}{2} \text{Tr}[K(t)\Sigma(t)],$$

where $\text{Tr}[\cdot]$ denotes the trace. The rates of work input (2) and total heat input (3) simplify to

$$\dot{W} = \frac{1}{2} \text{Tr}[\dot{K}(t)\Sigma(t)] \quad \text{and} \quad \dot{Q} = \frac{1}{2} \text{Tr}[K(t)\dot{\Sigma}(t)].$$

Our goal is to design $K(t)$ so as to extract work by steering the covariance matrix $\Sigma(t)$ along a closed trajectory with $\{\Sigma(t); t \in [0, t_f], \Sigma(0) = \Sigma(t_f)\}$ in a cyclic manner.

To simplify our analysis we consider $\dot{\Sigma}(t)$ as our design parameter, instead of $K(t)$. We can do so since the unique $K(t)$ that satisfies (4) is obtained in terms of $(\dot{\Sigma}(t), \Sigma(t))$ as

$$K(t) = \mathcal{L}_{\Sigma(t)}[T - \gamma \dot{\Sigma}(t)],$$

where, for any positive definite matrix A , we define

$$X \mapsto \mathcal{L}_A[X] := \int_0^\infty e^{-\tau A} X e^{-\tau A} d\tau.$$

The heat rate, also expressed in terms of $(\Sigma(t), \dot{\Sigma}(t))$, is

$$\dot{Q} = \frac{1}{2} \text{Tr} \left[\mathcal{L}_{\Sigma(t)}[T] \dot{\Sigma}(t) \right] - \frac{\gamma}{2} \text{Tr} \left[\mathcal{L}_{\Sigma(t)}[\dot{\Sigma}(t)] \dot{\Sigma}(t) \right].$$

Integrating over $[0, t_f]$ we obtain that $Q = Q_{\text{qs}} - Q_{\text{diss}}$, where

$$Q_{\text{qs}} = \frac{1}{2} \int_0^{t_f} \text{Tr} \left[\mathcal{L}_{\Sigma(t)}[T] \dot{\Sigma}(t) \right] dt, \quad (5a)$$

$$Q_{\text{diss}} = \frac{\gamma}{2} \int_0^{t_f} \text{Tr} \left[\mathcal{L}_{\Sigma(t)}[\dot{\Sigma}(t)] \dot{\Sigma}(t) \right] dt. \quad (5b)$$

These are integrals along the curve $\{\Sigma(t) \mid t \in [0, t_f]\}$. Note that the first one is independent of the time parameter while

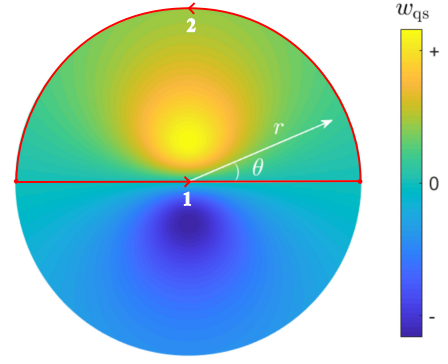


FIG. 1. Work-density (9) with values color coded, expressed in state-coordinates (r, θ) in (6). Area integrals over closed cycles represent quasi-static work. The red cycle encompasses the region of positive work-density within a given radius.

the second term converges to zero as the speed in traversing the path converges to zero. Thus, the first term corresponds to the effective heat uptake in the quasi-static limit and the second corresponds to dissipation. When integrating over a cycle, the work output is precisely their difference,

$$W_{\text{out}} = Q_{\text{qs}} - Q_{\text{diss}}.$$

Moreover, we define the efficiency of the cycle as the ratio between the work output and the maximum amount of work that can be extracted in a quasi-static setting [21],[23], i.e.,

$$\eta = \frac{W_{\text{out}}}{Q_{\text{qs}}}.$$

From this point on, we restrict the controlled degrees of freedom on the state manifold (Σ -space) to two by imposing that $\det(\Sigma(t))$ (or equivalently the entropy of the state) be constant. Under this restriction, the 2×2 positive definite covariance (state) can be expressed in polar coordinates $(r, \theta) \in [0, \infty) \times [0, 2\pi)$ as

$$\Sigma(r, \theta) = R\left(-\frac{\theta}{2}\right) \sigma^2(r) R\left(\frac{\theta}{2}\right), \quad (6)$$

where $R(\cdot)$ and $\sigma^2(\cdot)$ are orthogonal and diagonal matrices, respectively, given by

$$R(\vartheta) = \begin{bmatrix} \cos(\vartheta) & \sin(\vartheta) \\ -\sin(\vartheta) & \cos(\vartheta) \end{bmatrix} \quad \text{and} \quad \sigma^2(r) = \begin{bmatrix} l_c^2 e^r & 0 \\ 0 & l_c^2 e^{-r} \end{bmatrix},$$

where $l_c = \sqrt[4]{\det(\Sigma(t))}$ is a (constant) *characteristic length* for the system. Therefore, the rate $\dot{\Sigma}$ can be expressed as the sum of two terms, one accounting for the rotation and the other for the expansion/contraction, that is,

$$\dot{\Sigma} = \frac{1}{2} R^\top (\sigma^2 \Omega - \Omega \sigma^2) R \dot{\theta} + R^\top \sigma^2 \Xi R \dot{r},$$

where

$$\Omega = \begin{bmatrix} 0 & 1 \\ -1 & 0 \end{bmatrix} \quad \text{and} \quad \Xi = \begin{bmatrix} 1 & 0 \\ 0 & -1 \end{bmatrix}.$$

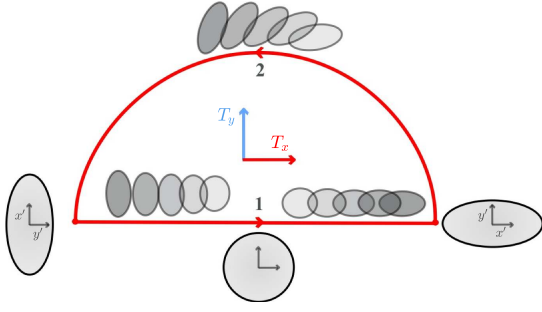


FIG. 2. Cyclic protocol for semicircle path of radius r_{\max} in Figure 1. The two phases represent: (1) expansion of the $\Sigma(t)$ -ellipsoid along the x -axis with simultaneous compression along the y -axis, and (2) rotation to bring $\Sigma(t)$ to the starting value. The area of the ellipsoid remains constant during the cycle. When $T_x > T_y$, work is extracted during phase 1 and added during phase 2.

After substituting this expression for $\dot{\Sigma}$ into (5), the quasi-static heat and dissipation can also be readily expressed in polar coordinates as follows,

$$Q_{\text{qs}} = \frac{k_B \Delta T}{2} \int_0^{t_f} (\cos(\theta) \dot{r} - \tanh(r) \sin(\theta) \dot{\theta}) dt, \quad (7a)$$

$$Q_{\text{diss}} = \frac{\gamma l_c^2}{2} \int_0^{t_f} (\cosh(r) \dot{r}^2 + \sinh(r) \tanh(r) \dot{\theta}^2) dt. \quad (7b)$$

Geometric interpretations: We now consider the integrals (7a-7b) over a cycle that encircles a domain \mathcal{D} , that is, over the boundary $\partial\mathcal{D}$ of \mathcal{D} . Using Stoke's theorem, Q_{qs} can be expressed as an area integral over \mathcal{D} ,

$$\begin{aligned} Q_{\text{qs}} &= \frac{k_B \Delta T}{2} \oint_{\partial\mathcal{D}} (\cos(\theta) dr - \tanh(r) \sin(\theta) d\theta) \\ &= \pm \frac{k_B \Delta T}{2} \iint_{\mathcal{D}} \frac{\tanh^2(r)}{r} \sin(\theta) r d\theta dr, \end{aligned} \quad (8)$$

where the sign is positive if the direction in traversing the cycle is counter clockwise (CCW), and negative otherwise. Thus,

$$w_{\text{qs}}(r, \theta) = \frac{k_B \Delta T}{2} \frac{\tanh^2(r)}{r} \sin(\theta), \quad (9)$$

represents a quasi-static work density, which is depicted in Figure 1, and is positive on upper half plane and negative on the lower. Any CCW cycle encircling a domain in the upper half plane results in positive work output. Likewise, a CW cycle in the lower half plane results in positive work output as well. The opposite is true when the flow is reversed. Below we always consider CCW-cycles.

The dissipation (7b) can be written as the (action) integral

$$Q_{\text{diss}} = \frac{\gamma l_c^2}{2} \int_0^{t_f} \|\dot{\alpha}(t)\|_g^2 dt,$$

where $\{\alpha(t) = (r(t), \theta(t)) \mid t \in [0, t_f]\}$ traces $\partial\mathcal{D}$, and $\|\dot{\alpha}\|_g^2 := \dot{\alpha}^\top g \dot{\alpha}$ is the square norm of the velocity with respect to the Riemannian metric

$$g = \begin{bmatrix} \cosh(r) & 0 \\ 0 & \sinh(r) \tanh(r) \end{bmatrix}.$$

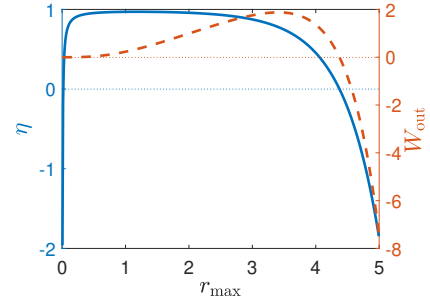


FIG. 3. Efficiency and work output for the cycle depicted in 2 as a function of r_{\max} .

By the Cauchy-Schwartz inequality, one obtains

$$Q_{\text{diss}} \geq \frac{\gamma l_c^2}{2 t_f} \left(\int_0^{t_f} \|\dot{\alpha}(t)\|_g dt \right)^2, \quad (10)$$

where equality holds when $\|\dot{\alpha}(t)\|_g$ remains constant. The integral in parentheses is the length of the closed curve $\{\alpha(t); t \in [0, t_f]\}$ in the metric g [24]. From here on, we denote by \mathcal{M} the Riemannian manifold of thermodynamic states equipped with the metric g .

The above results are exemplified in Figures 2 and 3. Specifically, Figure 2 displays $\Sigma(t)$ -ellipsoids, relative to the principal axes of T , for the semicircle cycle (red) of Figure 1. Then, Figure 3 displays efficiency and work output for the same cycle, as a function of the radius of the semicircle, with the period of cycle fixed at $t_f = 2 \times 10^{-3}$. Here, work is computed by subtracting the dissipation for constant velocity (RHS of (10)) from the quasi-static work (8). Moreover, in Figure 3 we observe that an optimal value for r_{\max} balances the two terms, the increase in area against increase in the perimeter, so as to maximize work output. This observation exposes an inherent isoperimetric problem that we discuss next.

Define the (weighted) area of \mathcal{D} and its perimeter by

$$\mathcal{A}_f = \iint_{\mathcal{D}} f(r, \theta) \sqrt{\det(g)} d\theta dr, \quad \ell = \oint_{\partial\mathcal{D}} \|\dot{\alpha}(t)\|_g dt,$$

respectively, where

$$f(r, \theta) = \frac{\sin(\theta) \sinh(r)}{\cosh^2(r)},$$

is a work-density relative to the Riemannian canonical 2-form $\sqrt{\det(g)} d\theta dr$. The area and the perimeter characterize the quasi-static heat Q_{qs} and dissipation Q_{diss} , as

$$Q_{\text{qs}} = \frac{k_B \Delta T}{2} \mathcal{A}_f, \quad Q_{\text{diss}} = \frac{\gamma l_c^2}{2 t_f} \ell^2,$$

and these determine the work output W_{out} and efficiency η , as

$$W_{\text{out}} = \frac{k_B \Delta T}{2} (\mathcal{A}_f - \mu \ell^2) \quad \text{and} \quad \eta = 1 - \mu \frac{\ell^2}{\mathcal{A}_f}, \quad (11)$$

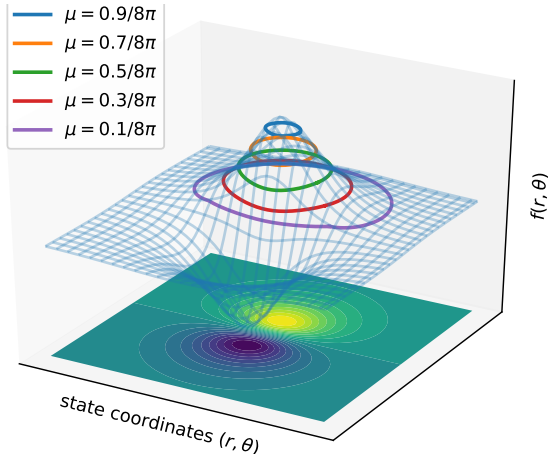


FIG. 4. Optimal cycles, in polar coordinates (r, θ) , that maximize work output for different values of μ . The cycles are drawn on the f -density surface and solve an isoperimetric problem.

where $\mu = \frac{t_c}{t_f}$ is a dimensionless constant, with $t_c = \frac{\gamma l_c^2}{k_B \Delta T}$ the *characteristic time* that a Brownian motion with intensity $\sqrt{\gamma^{-1} k_B \Delta T}$ needs to traverse a distance l_c on average.

We now consider maximizing work output over cycles on the manifold of thermodynamic states, i.e., to determine

$$W^*(\mu) := \frac{k_B \Delta T}{2} \max_{\mathcal{D}} \{ \mathcal{A}_f - \mu \ell^2 \}, \quad (12)$$

for different values of μ . Maximization of $\mathcal{A}_f - \mu \ell^2$ relates to the isoperimetric problem

$$\mathcal{A}_f^*(\ell) := \max_{\mathcal{D}} \{ \mathcal{A}_f \mid \ell \text{ is specified} \}, \quad (13)$$

since μ in (12) can be seen as a Lagrange multiplier for (13).

We obtain a first-order condition that characterizes optimal cycles through variational analysis. To this end, we parametrize the closed curve $\alpha(\cdot)$ tracing $\partial \mathcal{D}$ by the arclength s and let ds and du denote the unit differential along the curve and normal to the curve respectively. Under a perturbation $\alpha(s) \rightarrow \alpha(s) + \phi(s) \hat{n}(s) du$, where $\hat{n}(s)$ is the (outward) normal unit vector at s and $\phi(\cdot)$ is an arbitrary scalar function, the perimeter is perturbed to $\int_{s=0}^{\ell} (1 + \kappa(s) \phi(s) du) ds$, where $\kappa(\cdot)$ denotes the geodesic curvature Morgan [25]. Thus, the variation of ℓ^2 is $\delta \ell^2 = 2\ell \int_{s=0}^{\ell} \kappa(s) \phi(s) ds du$. On the other hand, as the domain \mathcal{D} is enlarged to $\mathcal{D} \cup \delta \mathcal{D}$,

$$\begin{aligned} \delta \mathcal{A}_f &= \iint_{\delta \mathcal{D}} f(r, \theta) \sqrt{\det(g)} d\theta dr \\ &= \int_{s=0}^{\ell} f(r(s), \theta(s)) \phi(s) ds du. \end{aligned}$$

Hence, the first-order optimality condition $\delta \mathcal{A}_f - \mu \delta \ell^2 = 0$ gives that the ratio of the geodesic curvature κ over the density f must be constant and equal to $1/(2\ell\mu)$ at each point of the curve that traces $\partial \mathcal{D}$.

Figure 4 displays several such optimal curves that have been obtained numerically using the first-order optimality

condition. It is observed that as μ becomes small, and thus, the corresponding penalty on the length decreases, the area that the optimal cycle encircles increases. On the other hand, as μ becomes large, the optimal cycle shrinks to the point $p_0 = (r_0, \theta_0) = (\sinh^{-1}(1), \frac{\pi}{2})$, beyond which (i.e., for larger μ) it is impossible to extract positive work. The point p_0 is where f achieves its maximum.

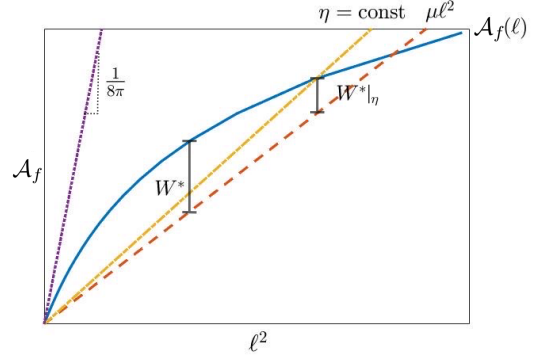


FIG. 5. Maximum area $\mathcal{A}_f^*(\ell)$ after solving the isoperimetric problem (13), shown with solid blue curve.

The impossibility of extracting positive work for large values of μ points to an isoperimetric inequality that bounds the ratio between area and perimeter-squared, for all closed curves, with

$$\mu^* := \sup_{\mathcal{D}} \left\{ \frac{\mathcal{A}_f}{\ell^2} \right\} < \infty, \quad (14)$$

being the isoperimetric constant. In order to see this, we numerically evaluated the function $\mathcal{A}_f^*(\ell)$ in the isoperimetric problem (13) and reported the result in Figure 5. It can be seen from the figure that the ratio \mathcal{A}_f/ℓ^2 is maximized as $\ell \rightarrow 0$, which corresponds to vanishingly small cycles around p_0 in Figure 4. For such cycles, the ratio can be analytically evaluated using local analysis, $\mathcal{A}_f/\ell^2 \simeq f(p_0)/(4\pi) = 1/(8\pi)$. Thus we conjecture that $\mu^* = 1/(8\pi)$. Although the conjecture is not proven, we have established in the supplementary material that $\mu^* \leq 1/4\pi$, and thus, finite.

The isoperimetric inequality (14) has two important implications. First, for $\mu \geq \mu^*$ (equivalently, $t_f \leq t_c/\mu^*$), it is impossible to extract positive work. Thus, $\frac{t_c}{\mu^*}$ constitutes a threshold for the period of work producing cycles. Second, the efficiency is bounded by

$$\eta \leq 1 - \frac{\mu}{\mu^*} = 1 - \frac{1}{\mu^*} \frac{t_c}{t_f}.$$

The bound depends on physical parameters and the period, and turns negative when positive work output is not possible.

The shape of $\mathcal{A}_f^*(\ell)$ helps answer a variety of questions on optimizing protocols. Specifically, the maximal work output $W^*(\mu)$ in (12) corresponds to the maximal vertical distance between $\mathcal{A}_f^*(\ell)$ and the line $\mu \ell^2$, which takes place where $d\mathcal{A}_f^*(\ell)/d\ell^2 = \mu$. Also, it allows computing the maximal work for a given efficiency η . Operating points with efficiency

η provide work $W_{\text{out}} = \eta \mathcal{A}_f$ and lie on the line $\mathcal{A}_f = \frac{\mu}{1-\eta} \ell^2$ shown (dash-dotted) in Figure 5. Therefore, the intersection of this line with the (blue) curve $\mathcal{A}_f^*(\ell)$ in Figure 5 gives the sought optimal operating point for a given efficiency.

In the above, we tacitly assumed that the curve $\mathcal{A}_f^*(\ell)$ intersects any line $\mu \ell^2$, for $\mu < \mu^*$, and that it eventually stays below the line, in that $\lim_{\ell \rightarrow \infty} \mathcal{A}_f/\ell^2 = 0$. We show that this is indeed true by proving the bound

$$\mathcal{A}_f - \mu \ell^2 \leq \frac{1}{4\mu} \quad (15)$$

for all $\mu > 0$. This bound is established through a completion of squares argument in the supplementary material. Taking $\mu = \frac{1}{2\ell}$ in (15), we have that $\mathcal{A}_f \leq \ell$, concluding that $\lim_{\ell \rightarrow \infty} \mathcal{A}_f/\ell^2 = 0$. Another consequence of (15) is that the power output is bounded as well, since

$$\text{power} = \frac{W_{\text{out}}}{t_f} = \frac{k_B \Delta T}{2t_f} (\mathcal{A}_f - \mu \ell^2) \leq \frac{k_B \Delta T}{8t_c}.$$

It is important to note that this bound on power is independent of the period t_f , and only depends on the ratio between the energy $k_B \Delta T$ and the characteristic time t_c .

We conclude with two directions for future work. The first pertains to the curvature of the thermodynamic manifold. It is known that a stronger isoperimetric inequality $\ell^2 \geq \mathcal{A}_f/\mu^* - G_f \mathcal{A}_f^2$, with $G_f < 0$, holds for spaces with everywhere negative Gaussian curvature [25], [26, page 1206]. The concave shape of $\mathcal{A}_f^*(\ell)$ suggests that a similarly strong inequality holds for \mathcal{M} , though at present, a proof is lacking.

A second direction pertains to the stability of optimal periodic protocols $K(t)$ that induce a nominal $\Sigma(t)$ via (4). Stability is the property of the state converging to the nominal cycle after any small perturbation, e.g., $\Sigma(0) \rightarrow \Sigma(0) + \Delta(0)$. From there on, the perturbation from the nominal cycle obeys

$$\gamma \dot{\Delta}(t) = -K(t)\Delta(t) - \Delta(t)K(t).$$

It can be shown that $\Delta(t) \rightarrow 0$ if the integral of the smallest eigenvalue of $K(t)$ over a period is positive; this is a standard argument and relies on showing that, under the eigenvalue condition, $V(t) := \text{Tr}[\Delta(t)^2]$ decreases with time (Lyapunov function). We numerically verified that the optimal curves shown in Figure 4 satisfy the stated stability condition. However, providing a theoretical guarantee for the stability of all optimal curves remains open and the subject of ongoing work.

-
- [1] C. Battle, C. P. Broedersz, N. Fakhri, V. F. Geyer, J. Howard, C. F. Schmidt, and F. C. MacKintosh, Broken detailed balance at mesoscopic scales in active biological systems, *Science* **352**, 604 (2016).
 - [2] F. Gnesotto, F. Mura, J. Gladrow, and C. P. Broedersz, Broken detailed balance and non-equilibrium dynamics in living systems: a review, *Reports on Progress in Physics* **81**, 066601 (2018).
 - [3] K. Sekimoto, *Stochastic energetics*, Vol. 799 (Springer, 2010).
 - [4] U. Seifert, Stochastic thermodynamics, fluctuation theorems and molecular machines, *Reports on progress in physics* **75**, 126001 (2012).
 - [5] Y. Chen, T. Georgiou, and A. Tannenbaum, Stochastic control and non-equilibrium thermodynamics: fundamental limits, *IEEE Transactions on Automatic Control* **65**, 252 (2020).
 - [6] C. Jarzynski, Equalities and inequalities: Irreversibility and the second law of thermodynamics at the nanoscale, *Annual Review of Condensed Matter Physics* **2** (2011).
 - [7] C. Jarzynski, Nonequilibrium equality for free energy differences, *Physical Review Letters* **78** (1996).
 - [8] G. Gallavotti and E. G. D. Cohen, Dynamical ensembles in nonequilibrium statistical mechanics, *Physical Review Letters* **74** (1995).
 - [9] D. J. Evans and D. J. Searles, Equilibrium microstates which generate second law violating steady states, *Physical Review E* **50** (1994).
 - [10] G. E. Crooks, Entropy production fluctuation theorem and the nonequilibrium work relation for free energy differences, *Physical Review E* **60** (1999).
 - [11] T. Hatano and S. Sasa, Steady-state thermodynamics of Langevin systems, *Physical Review Letters* **86** (2001).
 - [12] R. Filliger and P. Reimann, Brownian gyrotor: A minimal heat engine on the nanoscale, *Phys. Rev. Lett.* **99**, 230602 (2007).
 - [13] S. Ciliberto, A. Imparato, A. Naert, and M. Tanase, Statistical properties of the energy exchanged between two heat baths coupled by thermal fluctuations, *Journal of Statistical Mechanics: Theory and Experiment* **2013**, P12014 (2013).
 - [14] V. Dotsenko, A. Maciolek, O. Vasilyev, and G. Oshanin, Two-temperature Langevin dynamics in a parabolic potential, *Phys. Rev. E* **87**, 062130 (2013).
 - [15] K.-H. Chiang, C.-L. Lee, P.-Y. Lai, and Y.-F. Chen, Electrical autonomous Brownian gyrotor, *Phys. Rev. E* **96**, 032123 (2017).
 - [16] A. Argun, J. Soni, L. Dabelow, S. Bo, G. Pesce, R. Eichhorn, and G. Volpe, Experimental realization of a minimal microscopic heat engine, *Phys. Rev. E* **96**, 052106 (2017).
 - [17] H. C. Fogedby and A. Imparato, A minimal model of an autonomous thermal motor, *Europhysics Letters* **119** (2017).
 - [18] A. Baldassarri, A. Puglisi, and L. Sesta, Engineered swift equilibration of a Brownian gyrotor, *Physical Review E* **102**, 030105 (2020).
 - [19] G. Ruppeiner, Riemannian geometry in thermodynamic fluctuation theory, *Rev. Mod. Phys.* **67**, 605 (1995).
 - [20] G. E. Crooks, Measuring thermodynamic length, *Phys. Rev. Lett.* **99**, 100602 (2007).
 - [21] K. Brandner and K. Saito, Thermodynamic geometry of microscopic heat engines, *Physical Review Letters* **124** (2020).
 - [22] S. Ciliberto, A. Imparato, A. Naert, and M. Tanase, Heat flux and entropy produced by thermal fluctuations, *Phys. Rev. Lett.* **110**, 180601 (2013).
 - [23] This differs from the classical notion of efficiency W_{out}/Q_h , where Q_h is the heat taken from the hot heat bath.
 - [24] This equals the Wasserstein-2 length of the closed curve $\alpha(t)$.
 - [25] F. Morgan, *Riemannian geometry: A beginners guide* (AK Peters/CRC Press, 1998).
 - [26] R. Osserman, The isoperimetric inequality, *Bulletin of the American Mathematical Society* **84**, 1182 (1978).

Appendix A: Bounding μ^*

Isoperimetric inequalities bound the area that can be encircled by closed curves of a given length and are inherently related to the Gaussian curvature of the space. In our case, by Gauss' celebrated theorem egregium [25, page 23], the Gaussian curvature of the Riemannian manifold \mathcal{M} can be computed, and it is

$$G(r, \theta) = \frac{1}{\cosh^3(r)}.$$

Therefore, \mathcal{M} is positively curved. However, the curvature decreases radially to 0. For such manifolds, where in addition g is rotationally symmetric, the following isoperimetric inequality holds [25, Page 113],

$$\ell^2 \geq 4\pi \times \mathcal{A} - 2 \int_0^{\mathcal{A}} \bar{G}(\tau) d\tau \quad (\text{A1})$$

where

$$\mathcal{A} = \iint_{\mathcal{D}} \sqrt{\det(g)} dr d\theta$$

is the area of \mathcal{D} with respect to the canonical 2-form of \mathcal{M} , and $\bar{G}(\tau)$ is the area integral of the Gaussian curvature over a circle centered at the origin with area τ . This circle has radius $r(\tau) = \cosh^{-1}(1 + \frac{\tau}{2\pi})$. Therefore,

$$\bar{G}(\tau) = \int_0^{r(\tau)} \int_0^{2\pi} \frac{\sinh(r)}{\cosh(r)^3} d\theta dr = \frac{\pi\tau}{2\pi + \tau}.$$

Using this result in (A1),

$$\ell^2 \geq 4\pi\mathcal{A} - 4\pi^2 \left(\frac{\mathcal{A}}{2\pi} - \log \left(1 + \frac{\mathcal{A}}{2\pi} \right) \right) \geq 2\pi\mathcal{A}.$$

Since $\mathcal{A}_f \leq \max_{(r,\theta) \in \mathcal{D}} f(r, \theta) \times \mathcal{A} = \frac{1}{2}\mathcal{A}$, we conclude that

$$\mu^* \leq \frac{1}{4\pi}.$$

This bound is not tight due to the fact that f is not rotationally symmetric (as opposed to the curvature) and achieves its maximum at $(r_0, \theta_0) = (\sinh^{-1}(1), \frac{\pi}{2})$.

Appendix B: Bounding work output

Using the expressions (7a) and (7b), for Q_{qs} and Q_{diss} , the work output $W_{\text{out}} = Q_{\text{qs}} - Q_{\text{diss}}$ becomes

$$\begin{aligned} W_{\text{out}} &= \frac{k_B \Delta T}{2} \int_0^{t_f} \left\{ \cos(\theta) \dot{r} - \tanh(r) \sin(\theta) \dot{\theta} - t_c \cosh(r) \dot{r}^2 - t_c \sinh(r) \tanh(r) \dot{\theta}^2 \right\} dt \\ &= \frac{k_B \Delta T}{2} \int_0^{t_f} \left\{ - \left(\sqrt{t_c \cosh(r)} \dot{r} - \frac{\cos(\theta)}{2\sqrt{t_c \cosh(r)}} \right)^2 - \left(\sqrt{t_c \sinh(r) \tanh(r)} \dot{\theta} + \frac{\sin(\theta)}{2\sqrt{t_c \cosh(r)}} \right)^2 + \frac{1}{4t_c \cosh(r)} \right\} dt \\ &\leq \frac{k_B \Delta T}{8t_c} \int_0^{t_f} \frac{1}{\cosh(r)} dt \leq \frac{k_B \Delta T}{8\mu}, \end{aligned}$$

where in the first step we have completed the squares, and for the last inequality we used the fact that $\cosh(r) \geq 1$.