

# LARGE GENUS BOUNDS FOR THE DISTRIBUTION OF TRIANGULATED SURFACES IN MODULI SPACE

SAHANA VASUDEVAN

ABSTRACT. Triangulated surfaces are compact Riemann surfaces equipped with a conformal triangulation by equilateral triangles. In 2004, Brooks and Makover asked how triangulated surfaces are distributed in the moduli space of Riemann surfaces as the genus tends to infinity. Mirzakhani raised this question in her 2010 ICM address. We show that in the large genus case, triangulated surfaces are well distributed in moduli space in a fairly strong sense. We do this by proving upper and lower bounds for the number of triangulated surfaces lying in a Teichmüller ball in moduli space. In particular, we show that the number of triangulated surfaces lying in a Teichmüller unit ball is at most exponential in the number of triangles, independent of the genus.

## CONTENTS

1. Introduction	1
2. Preliminaries	6
3. Properties of quasiconformal maps	13
4. Large genus geometry of Teichmüller space	19
5. Lower bounds	25
6. Approximating triangulated surfaces with bounded degree triangulations	30
7. Upper bounds for combinatorial translation surfaces via triangulated surfaces	35
8. Upper bounds for triangulated surfaces via combinatorial translation surfaces	60
References	69

## 1. INTRODUCTION

In this paper, we consider compact Riemann surfaces obtained by gluing together equilateral triangles. We call such surfaces triangulated surfaces. We give genus independent bounds for the distribution of triangulated surfaces in the moduli space of Riemann surfaces.

Brooks and Makover started the study of triangulated surfaces in [5], asking the following question.

**Question 1.** *What is the large genus geometry of a random triangulated surface?*

Here, the triangulated surface is assumed to have genus at least 2, and is equipped with the hyperbolic metric. Randomness is with respect to the counting measure on the discrete set of triangulated surfaces. Brooks and Makover studied  $T$ -triangle genus  $g$  triangulated

---

(Sahana Vasudevan) DEPARTMENT OF MATHEMATICS, MASSACHUSETTS INSTITUTE OF TECHNOLOGY, CAMBRIDGE, MA 02139, USA

*E-mail address:* sahanav@mit.edu.

*Date:* January 11, 2022.

surfaces in the range  $T \sim 4g$ , and showed that the systole of a random triangulated surface is asymptotically almost surely bounded below by a constant. The Cheeger constant and first eigenvalue of the Laplacian are also asymptotically almost surely bounded below by a constant. The diameter is asymptotically almost surely bounded above by around the logarithm of the genus. Subsequently Guth, Parlier and Young [21] studied Question 1 with respect to the canonical flat metric on triangulated surfaces and showed that a random triangulated surface asymptotically almost surely has large total pants length. Budzinski and Louf [10] also studied the flat metric on triangulated surfaces when  $T \sim \theta g$  (for constants  $\theta > 4$ ) and showed that a random point on a random triangulated surface asymptotically almost surely does not lie close to a short loop of nontrivial homotopy class.

A related question is:

**Question 2.** *What is the large genus geometry of a random hyperbolic surface?*

Here, randomness is with respect to the Weil-Petersson measure on moduli space  $\mathcal{M}_g$ . Mirzakhani studied Question 2 in [37] (following [34] and [35]). The systole of a surface is bounded below by a constant with positive probability in the large genus limit. The Cheeger constant and first eigenvalue of the Laplacian are asymptotically almost surely bounded below by a constant. The diameter is asymptotically almost surely bounded above by around the logarithm of the genus. Mirzakhani also proved in [37] that a random point on a random hyperbolic surface almost surely does not lie close to a short loop of nontrivial homotopy class. Guth, Parlier and Young [21] studied Question 2 and showed that a random hyperbolic surface asymptotically almost surely has large total pants length.

Further results on the geometry of random surfaces have been obtained in [8], [9], [11], [29], [39], [40], [41], [42], [49] and [50]. Similarities between answers to Question 1 and Question 2 motivate the following question.

**Question 3.** *How are triangulated surfaces distributed in the moduli space of Riemann surfaces, quantitatively?*

Question 3 was first asked by Brooks and Makover in [5]. Subsequently it has been raised in Mirzakhani's 2010 ICM address [36] as well as in [8], [13], [21] and [37].

We answer Question 3 by proving well distribution results for triangulated surfaces. One consequence of our main results (stated in Section 1.1) is the following simplified answer to Question 3.

**Theorem 1.1.** *In a Teichmüller 1-ball on  $\mathcal{M}_g$ , there are at most  $C^T$  number of  $T$ -triangle genus  $g$  triangulated surfaces where  $C$  is a constant independent of  $g$  and  $T$ .*

Henceforth, all generic universal constants will be denoted by  $C$ . Theorem 1.1 implies that  $T$ -triangle genus  $g$  surfaces are well distributed in the thick part of  $\mathcal{M}_g$ . In [17], Fletcher, Kahn and Markovic showed that the number of Teichmüller 1-balls needed to cover the thick part of  $\mathcal{M}_g$  is around  $g^{2g}$ . For  $g = O(T)$ , the number of  $T$ -triangle genus  $g$  surfaces is around  $g^{2g}C^T$ , which was computed by Budzinski and Louf in [10]. So if triangulated surfaces are well distributed in moduli space then we would expect there to be around  $C^T$  surfaces in each 1-ball. We also prove such a lower bound result (with different constants), which is stated in Section 1.1.

Note that the sphere admits a unique conformal structure, and the number of distinct  $T$ -triangle triangulations of the sphere is also around  $C^T$ . In this sense, Theorem 1.1 is genus independent. When we fix the conformal class, the higher genus case behaves just like

the genus 0 case.

Theorem 1.1 is most interesting in the range  $T \sim \theta g$  where  $\theta \geq 4$  is a constant. In this range, we obtain that the number of triangulated surfaces in a Teichmüller 1-ball grows roughly exponentially in  $g$  as  $g \rightarrow \infty$ . This is similar to how integer points are distributed in high dimensional Euclidean space. In  $\mathbb{R}^n$ , a radius  $\sim n^{1/2}$  ball has volume  $\sim 1$ . Such a ball contains around  $C^n$  integer points. It is not possible to give a better bound for the number of integer points as a small translation of the ball can change this number by an exponential multiplicative factor. So, the bound in Theorem 1.1 is likely optimal.

Triangulated surfaces are combinatorial objects, while moduli space parametrizes geometric objects. The difficulty in proving Theorem 1.1 lies in the difficulty of distinguishing if two particular triangulated surfaces are close in moduli space. Moreover, given a triangulated surface, it is difficult to explicitly determine the hyperbolic metric on it. Given two marked hyperbolic surfaces, it is difficult to determine if they are close in moduli space. Indeed, the results of Mirzakhani on random hyperbolic surfaces show that the usual geometric quantities like systole, diameter and Cheeger constant fail to distinguish most hyperbolic surfaces.

**1.1. Statement of main results.** We prove two results which describe the distribution of triangulated surfaces in  $\mathcal{M}_g$ . The following lower bound describes when a surface in moduli space can be approximated by a triangulated surface.

**Theorem 1.2.** *Let  $g \geq 2$ . Let  $X \in \mathcal{M}_g$ . Denote by  $\gamma_1, \dots, \gamma_n$  the simple closed geodesics on  $X$  having length at most  $2 \operatorname{arcsinh}(1)$  in the hyperbolic metric. Let*

$$R = \sum_{i=1}^n \operatorname{length}(\gamma_i)^{-1}.$$

*Then for  $r \leq 1$ , there exists a  $T(r)$ -triangle triangulated surface inside a Teichmüller  $r$ -ball around  $X$ , where  $T(r) \leq C(R + g)r^{-2}$ . Here,  $C$  is a universal constant (independent of  $g$ ,  $T$ ,  $r$  and  $R$ ).*

**Remark 1.** In particular, if  $X$  lies in the thick part of  $\mathcal{M}_g$ , meaning  $\operatorname{sys} X \geq 2 \operatorname{arcsinh}(1)$ , then there exists a  $Cgr^{-2}$ -triangle triangulated surface within  $r$  Teichmüller distance of  $X$ .

**Remark 2.** The condition that there should not be too short geodesics on  $X$  is necessary, as we shall see in Lemma 2.4.

We also have the following upper bound regarding the distribution of triangulated surfaces in  $\mathcal{M}_g$ .

**Theorem 1.3.** *There exists at most  $C^{T+rg}$  number of  $T$ -triangle triangulated surfaces in a Teichmüller  $r$ -ball in  $\mathcal{M}_g$ . Here,  $C$  is a universal constant (independent of  $g$ ,  $T$  and  $r$ ).*

**Remark 3.** By Euler characteristic conditions,  $g = O(T)$ . So substituting  $r = 1$  in Theorem 1.3 we obtain Theorem 1.1.

**Remark 4.** In a Teichmüller 1-ball in the thick part of  $\mathcal{M}_g$ , the lower and upper bounds for the number of triangulated surfaces given by Theorem 1.2 and Theorem 1.3 differ by a multiple of  $\exp(O(T))$  at most.

**Remark 5.** It is useful to first ask the combinatorial question: what is the number of  $T$ -triangle genus  $g$  triangulated surfaces, as a function of  $T$  and  $g$ ? The best bounds for this question are proved in [10, Theorem 3], where there is a multiplicative error term of

$\exp(o(T))$ , in contrast to our slightly worse error of  $\exp(O(T))$  as stated in Remark 4. (The constants in both error terms are independent of the genus.)

**Remark 6.** There are several possible choices of metrics on moduli space. In Teichmüller theory, the Teichmüller metric is a natural choice. Since we are also interested in the hyperbolic geometry of individual surfaces in moduli space, we may also consider the bi-Lipschitz metric on moduli spaces, in which the distance between two surfaces measures how far apart their hyperbolic metrics are. It turns out that the bi-Lipschitz metric is comparable to the Teichmüller metric, with genus independent constants (see Proposition 4.3). So Theorem 1.2 and Theorem 1.3 hold with respect to the bi-Lipschitz metric also. Another natural choice of metric on moduli space is the Weil-Petersson metric. Note that the Weil-Petersson volume of  $\mathcal{M}_g$  is around  $g^{2g}$ , as computed by Schumacher and Trapani in [45] improving on bounds by Penner in [43] and Grushevsky in [20], and subsequently improved by Mirzakhani and Zograf in [38]. Since up to an exponential factor of  $T$  this number is also the approximate number of  $T$ -triangle genus  $g$  triangulated surfaces, we may ask if an analogue of our main results hold for the Weil-Petersson metric as well. However, we do not know the answer to this question because we do not yet understand the large genus local geometry of the Weil-Petersson metric in a sufficiently detailed manner.

**1.2. Key ideas in the proof of Theorem 1.2.** Our approach is based on a characterization of the Teichmüller metric in [25] using extremal length and Jenkins-Strebel differentials, which we explain in Section 4. To show Theorem 1.2, given a surface in moduli space we construct a certain nicely behaved triangulation of it, take the associated triangulated surface, and use the characterization of the Teichmüller metric above to show that the triangulated surface is close to the original surface in moduli space. We do this in Section 5.

**1.3. Key ideas in the proof of Theorem 1.3.** There are roughly four parts to our proof:

- (1) Riemann surfaces equipped with a holomorphic 1-form are called translation surfaces. We first consider the subset of triangulated surfaces that are actually translation surfaces where the associated holomorphic 1-form is compatible with the triangulation. We call such surfaces combinatorial translation surfaces, a term we define precisely in Section 2. In this situation, the 1-form gives us a cohomology class, which we then deal with using Hodge theory. If two combinatorial translation surfaces are close together in moduli space and so are their cohomology classes, we show that constraints coming from Hodge norms imply geometric constraints on how close or far apart vertices, edges, and faces of the two surfaces must be to each other. A combinatorial argument shows that these geometric constraints imply that the two triangulations are close except on a part of the surface with much smaller genus. So we reduce the counting problem for combinatorial translation surfaces to the counting problem for triangulated surfaces in a lower dimensional moduli space. As a result, we get bounds on combinatorial translation surfaces in terms of bounds on triangulated surfaces. We do this in Section 7.
- (2) Given any triangulated surface, there exists a degree six branched cover which is a combinatorial translation surface. We enumerate the number of possibilities for such covers and study the possibilities for where the branch points lie, to get bounds on triangulated surfaces given bounds on combinatorial translation surfaces. Combining with our previous bounds described in (1), we obtain recursive upper bounds for the number of triangulated surfaces lying in a ball in moduli space. We solve these

recursive bounds to show Theorem 1.3. We do this in Section 8.

- (3) For the technicalities in (1) and (2) to work, we require the use of bounded degree triangulations instead of arbitrary triangulations, so in Section 6, we show that any triangulated surface may be approximated by a bounded degree triangulation in a way that increases the number of triangles by at most a constant factor.
- (4) Another requirement is to understand the large genus local geometry of the Teichmüller metric on Teichmüller space, the universal cover of moduli space. To this end, in Section 4 we provide a proof of the fact that the Teichmüller metric on Teichmüller space is comparable to the bi-Lipschitz metric on Teichmüller space with constants independent of the genus. We believe this is known to experts, but could not find the details written in the literature. Also in Section 4 we prove results on the geometry of Teichmüller balls in Teichmüller space that are variations of the bounds in [17, Theorem 1.5].

**1.4. Comments and references.** Non-quantitative versions of Question 3 have been studied in number theory. Belyi's theorem states that Riemann surfaces defined over the algebraic numbers  $\overline{\mathbb{Q}}$  are exactly the Riemann surfaces which admit a branched cover (Belyi map) to  $\mathbb{P}^1$  branched only at 0, 1 and  $\infty$ . Belyi maps give triangulations on the Belyi surface, and conversely, triangulations give Belyi maps. Note that Riemann surfaces defined over  $\overline{\mathbb{Q}}$  are dense in  $\mathcal{M}_g$ , which is a non-quantitative answer to Question 3. Given this context, Theorem 1.2 may be interpreted as a quantitative version of this statement; it describes how well one can approximate an arbitrary surface in  $\mathcal{M}_g$  by a Belyi surface with respect to the Teichmüller metric, in terms of the degree of the Belyi map. Another approach to approximating arbitrary Riemann surfaces by Belyi surfaces is described by Bishop in [3] and [4, Section 15].

The study of random triangulations is a central topic of research in probability theory. In the large genus setting, progress has been made in the study of local limits of triangulations. In the range  $T \sim 4g$  (which is the probabilistically expected range, as shown by Gamburd in [18]), local limits do not exist since the expected surface has very few vertices and very high degrees of vertices. In the range  $T \sim \theta g$  where  $\theta > 4$ , convergence does occur. Planar stochastic hyperbolic triangulations introduced by Curien in [14] are a family of random triangulations in the plane and were conjectured by Benjamini and Curien to be local limits of high genus random triangulations. This was proved by Budzinski and Louf in [10]. However, global questions, such as scaling limits, are difficult to understand in the large genus case. See [27], [30] and [33] for some results on scaling limits of random maps in the planar setting.

In [7], Buser and Sarnak related the homological systole of a hyperbolic Riemann surface to the systole of its Jacobian. In [12], Balacheff, Parlier and Sabourau gave a way to find a minimal homology basis on a hyperbolic Riemann surface, and used that to deduce more general results about the geometry of its Jacobian. The original method to prove Theorem 1.3 involved bounding the number of ways to express a hyperbolic Riemann surface as a triangulated surface by studying the geometry of its Jacobian, using [12]. Then, it turned out that these ideas were not necessary to prove Theorem 1.3, so they do not appear in the proofs henceforth.

**Acknowledgments.** I thank my advisor Larry Guth for many inspiring discussions and enormous help with this paper. I thank Curt McMullen for many comments; in particular for helping me understand [32] and for simplifying Proposition 4.3 by using visual extensions.

I thank Chris Bishop for correspondence on quasiconformal maps. I have learned a lot from conversations with Morris Ang, Scott Sheffield and Yilin Wang on random triangulations in probability theory. I thank Robert Burklund and Yilin Wang for helping me improve the writing. This research was supported by the National Science Foundation Graduate Research Fellowship Program (under Grant No. 1745302) and the Simons Foundation (under Larry Guth's Simons Investigator award).

## 2. PRELIMINARIES

**2.1. Triangulated surfaces.** Let  $S_g$  be a genus  $g$  surface, and  $S_{g,b}$  a genus  $g$  surface with  $b$  boundary components. Let  $S$  be a metrized simplicial 2-complex wherein each 2-simplex is an oriented unit equilateral triangle and gluings of faces preserve orientations. We call  $S$  a triangulated surface if it is homeomorphic to  $S_g$  for some  $g \geq 0$  and a triangulated surface with boundary if it is homeomorphic to  $S_{g,b}$  for some  $g, b \geq 0$ . If  $S$  is a triangulated surface with or without boundary, we may consider each equilateral triangle as embedded in  $\mathbb{C}$  with vertices at  $0$ ,  $1$  and  $\frac{1}{2} + \frac{\sqrt{3}}{2}i$ . The complex structure on each equilateral triangle of  $S$  is preserved when edges are glued. Extending the complex structure over the interior vertices of  $S$ , we obtain a canonical complex structure on  $S$ . In this way, we consider  $S$  as a Riemann surface.

**Remark 7.** The construction of triangulated surfaces (without boundary) in [5] is done slightly differently. Instead of gluing together equilateral triangles, hyperbolic ideal triangles are used, and the resulting surface with cusps is compactified. One may check that these two constructions result in the same Riemann surface.

Given a triangulated surface  $S$  (with or without boundary), we denote by  $V(S)$  the vertices of  $S$ ,  $E(S)$  the edges of  $S$ , and  $F(S)$  the triangular faces of  $S$ . Given  $v \in V(S)$  the degree of  $v$  is the number of edges emanating from  $v$ . We also denote by  $V_{>6}(S)$ ,  $V_{\neq 6}(S)$  and  $V_{<6}(S)$  the set of vertices of  $S$  of degree strictly greater than 6, not equal to 6 and strictly less than 6, respectively.

**2.2. Marked surfaces.** Let  $S_g$  be a genus  $g$  surface and  $S_{g,b}$  a genus  $g$  surface with  $b$  boundary components. A marked surface  $X$  (without boundary) is a genus  $g$  surface, possibly with extra structure, that comes equipped with a homeomorphism  $f_X : S_g \rightarrow X$ . Let  $X$  and  $Y$  be marked surfaces equipped with markings  $f_X : S_g \rightarrow X$  and  $f_Y : S_g \rightarrow Y$ , respectively. We call a map  $f : X \rightarrow Y$  a map of marked surfaces if it is an embedding and the following diagram commutes up to isotopy.

$$\begin{array}{ccc} & S_g & \\ f_X \swarrow & & \searrow f_Y \\ X & \xrightarrow{f} & Y \end{array}$$

Replacing  $S_g$  with  $S_{g,b}$ , we may analogously define marked surfaces and maps between them for surfaces with boundary. In future sections, we may omit the word marked if it is clear from context.

**2.3. Space of triangulated surfaces.** We denote by  $\text{Comb}^T(\mathcal{M}_g)$  the set of all triangulated surfaces of genus  $g$  with  $T$  triangles up to orientation preserving simplicial isomorphism.

We denote by  $\text{Comb}^T(\mathcal{T}_g)$  the set of all marked triangulated surfaces of genus  $g$  with  $T$  triangles up to simplicial isomorphism of marked surfaces. Since any genus  $g$  triangulated surface is a Riemann surface of genus  $g$ , we have a map

$$\Phi : \text{Comb}^T(\mathcal{M}_g) \rightarrow \mathcal{M}_g$$

along with canonical biholomorphisms  $\Phi_S : S \rightarrow \Phi(S)$  for all  $S \in \text{Comb}^T(\mathcal{M}_g)$ . Similarly, any genus  $g$  marked triangulated surface is a marked Riemann surface of genus  $g$ , so we have a map

$$\Phi : \text{Comb}^T(\mathcal{T}_g) \rightarrow \mathcal{T}_g$$

along with canonical biholomorphisms of marked surfaces  $\Phi_S : S \rightarrow \Phi(S)$  for all  $S \in \text{Comb}^T(\mathcal{T}_g)$ .

**Remark 8.** Here,  $\mathcal{T}_g$  denotes the Teichmüller space of marked Riemann surfaces of genus  $g$ . See Section 3 for rigorous definitions of Teichmüller space and moduli space.

Note that  $T \geq 2$  for  $\text{Comb}^T(\mathcal{T}_g)$  to be nonempty; moreover, Euler characteristic conditions imply that  $T \geq 4g - 4$ . Together these imply  $g/T \leq 1/2$ . In the future we will implicitly assume this condition.

Finally, we denote by  $\mathcal{M}_{\leq g}$  (resp.  $\mathcal{T}_{\leq g}$ ) the union of  $\mathcal{M}_{g'}$  (resp.  $\mathcal{T}_{g'}$ ) over all  $g' \leq g$ . Similarly, we denote by  $\text{Comb}^{\leq T}(\mathcal{T}_{\leq g})$  (resp.  $\text{Comb}^{\leq T}(\mathcal{M}_{\leq g})$ ) the union of  $\text{Comb}^{T'}(\mathcal{T}_{g'})$  (resp.  $\text{Comb}^{\leq T'}(\mathcal{M}_{\leq g'})$ ) over all  $g' \leq g$ ,  $T' \leq T$ . We will use this type of notation with respect to other spaces we will define later as well.

**2.4. Translation surfaces and combinatorial translation surfaces.** A translation surface is a pair  $(X, \omega)$  where  $X$  is a Riemann surface and  $\omega$  is a holomorphic 1-form on  $X$ . The metric  $|\omega|$  is a flat metric on  $X$  with singularities at zeros of  $\omega$ . See [48] for an introduction to translation surfaces. The following result gives an alternative definition of translation surfaces.

**Proposition 2.1** ([48], Proposition 1.6 and Proposition 1.8). *Any translation surface  $(X, \omega)$  can be expressed in the following manner:  $X$  is the union of a collection of polygons  $P_1, \dots, P_n$  in  $\mathbb{C}$  together with a choice of identification of parallel boundary edges of equal length on opposite sides, and  $\omega$  is the 1-form  $dz$  on each polygon. Similarly, any collection of polygons  $P_1, \dots, P_n \subset \mathbb{C}$  with edge identifications as above defines a translation surface.*

We shall see that some triangulated surfaces are canonically translation surfaces as well. To this end, we define a combinatorial translation structure on a triangulated surface. Let  $S$  be a triangulated surface. A combinatorial translation structure on  $S$  is an assignment, to each edge  $e \in E(S)$  and vertex  $v \in V(S)$  such that  $e$  emanates from  $v$ , a 6th root of unity  $\zeta(e, v)$ , called a directional weight, such that the following two properties are satisfied:

- (1) if  $e$  contains the vertices  $v$  and  $w$ , then  $\zeta(e, v) = -\zeta(e, w)$  and
- (2) if  $e_1$  and  $e_2$  are two edges emanating from a vertex  $v$  that lie on a triangle of  $S$  such that  $e_1$  lies counterclockwise from  $e_2$  according to the orientation on  $S$ , then  $\zeta(e_1, v) = e^{\pi i/3} \zeta(e_2, v)$ .

Conditions 1 and 2 imply that for each triangle, there are only two possibilities for directional weights, which we label as Type A and Type B as seen in Fig. 1 and Fig. 2, respectively.

Then, we have the following proposition.

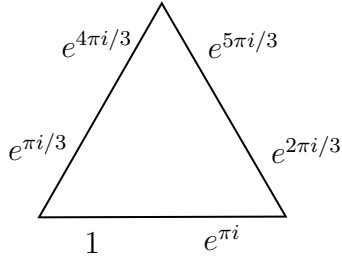


FIGURE 1. Type A triangle

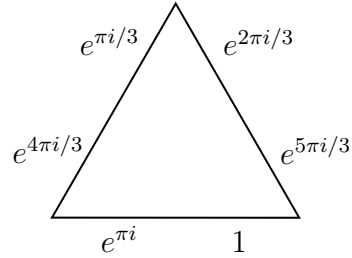


FIGURE 2. Type B triangle

**Proposition 2.2.** *Each triangulated surface  $S$  that admits a combinatorial translation structure is a translation surface wherein the associated flat metric agrees with the flat metric coming from the triangulation. Moreover, the associated holomorphic 1-form is canonical in the sense that it only depends on  $S$  and the combinatorial translation structure.*

*Proof.* Rotating as necessary, we identify Type A triangles with the equilateral triangle in  $\mathbb{C}$  having vertices at 0, 1 and  $\frac{1}{2} + \frac{\sqrt{3}}{2}i$ , and Type B triangles with the equilateral triangle in  $\mathbb{C}$  having vertices at 0, 1 and  $\frac{1}{2} - \frac{\sqrt{3}}{2}i$ . Conditions 1 and 2 in the definition of combinatorial translation surface imply that all edge identifications must be of a Type A triangle with a Type B triangle on opposite sides along parallel edges. By Proposition 2.1,  $S$  is a translation surface. Under the identification of Type A triangles and Type B triangles with triangles in  $\mathbb{C}$  described above, the 1-forms  $dz$  on each triangle glue to give a 1-form  $\phi$  on  $S$ , which only depends on  $S$  and the combinatorial translation structure. Finally  $|dz|$  is simply the Euclidean metric on each triangle.  $\square$

Note that given a combinatorial translation structure on  $S$ , then for  $0 \leq i \leq 6$  we have another combinatorial translation structure on  $S$  obtained by multiplying each directional weight by  $e^{\pi i/3}$ . Moreover, these six structures are the only valid combinatorial translation structures on  $S$ , since once we assign directional weights to one triangle on  $S$ , there is only one choice for all other directional weights.

We define a combinatorial translation surface to be a triangulated surface equipped with a combinatorial translation structure. We define  $\text{Comb}^T(\mathcal{H}_g)$  to be the set of marked combinatorial translation surfaces of genus  $g$  with  $T$  triangles. By Proposition 2.2, any  $S \in \text{Comb}^T(\mathcal{H}_g)$  determines a canonical holomorphic 1-form on  $S$  that we denote by  $\phi_S$ . We call the flat metric on  $S$  the  $S$ -metric. Its length element is  $ds_S = |\phi_S|$ , and area element is  $|\phi_S|^2$ . Distances in this metric shall be denoted by  $d_S(\cdot, \cdot)$ . As in the case of triangulated surfaces, we have denote by  $\Phi : \text{Comb}^T(\mathcal{H}_g) \rightarrow \mathcal{T}_g$  the map which sends a marked combinatorial translation surface to the underlying marked Riemann surface.

**2.5. Extremal length on annuli.** Let  $A$  be a Riemann surface that is topologically an annulus. By the uniformization theorem  $A$  is biholomorphic to  $A(r) = \{z \in \mathbb{C} | 1 < |z| < r\}$  for some  $r > 1$ . The modulus of  $A$ , denoted  $\text{mod}(A)$ , is the quantity  $(1/2\pi) \log r$ .

Now, denote by  $\gamma$  a generator of  $H_1(A, \mathbb{Z})$ . Given any Riemannian metric  $\rho$  on  $A$ , we define  $\text{length}_\rho(\gamma)$  to be the infimum of lengths in the  $\rho$ -metric over all curves representing  $\gamma$ . The extremal length of  $\gamma$  on  $A$  is defined to be

$$\text{Ext}_A(\gamma) = \sup_{\rho} \frac{\text{length}_\rho(\gamma)^2}{\text{area}_\rho(A)}$$



where the supremum is taken over all conformal metrics  $\rho$  on  $A$ . The following result is proved in [1] (1.D).

**Proposition 2.3.** *We have,  $\text{Ext}_A(\gamma) = \text{mod}(A)^{-1}$ .*

**2.6. Hyperbolic metric on a triangulated surface.** In this section we prove two lemmas about the hyperbolic metric on a triangulated surface. The first lemma is about short geodesics.

**Lemma 2.4.** *Let  $S$  be a  $T$ -triangle triangulated surface of genus  $g$ , and  $X = \Phi(S)$ . Denote by  $\rho_X$  the hyperbolic metric on  $X$ . Suppose  $\gamma_1, \dots, \gamma_n$  are simple closed geodesics on  $X$  with  $\text{length}_{\rho_X}(\gamma_i) \leq 2 \text{arcsinh}(1)$ . Then*

$$\sum_{i=1}^n \text{length}_{\rho_X}(\gamma_i)^{-1} \leq CT,$$

where  $C$  is a universal constant.

*Proof.* By the collar theorem ([6], Theorem 4.1.1), each  $\gamma_i$  has an associated hyperbolic annular collar  $A_i$  of width  $C \log(\text{length}_{\rho_X}(\gamma_i)^{-1})$ . The collars  $A_i$  are all mutually disjoint. The modulus of  $A_i$  is  $C \text{length}_{\rho_X}(\gamma_i)^{-1}$ . By Proposition 2.3,

$$\frac{\text{sys}_S(A_i)^2}{\text{area}_S(A_i)} \leq C \text{length}_{\rho_X}(\gamma_i).$$

Since  $\text{sys}_S(A_i) \geq 1$ , we have

$$\text{area}_S(A_i) \geq C \text{length}_{\rho_X}(\gamma_i)^{-1}.$$

This is true for all  $i \in \{1, \dots, n\}$ . Since the  $A_i$  are all disjoint,

$$\begin{aligned} \sum_{i=1}^n \text{length}_{\rho_X}(\gamma_i)^{-1} &\leq C \sum_{i=1}^n \text{area}_S(A_i) \\ &\leq CT \end{aligned}$$

as desired. □

Next, we show that the hyperbolic metric on a triangulated surface admits a nicely behaved covering by hyperbolic balls.

**Lemma 2.5.** *Let  $X$  be a hyperbolic surface of genus  $g$  and suppose  $X$  satisfies the property that if  $\gamma_1, \dots, \gamma_n$  are simple closed geodesics on  $(X, \rho_X)$  satisfying  $\text{length}_{\rho_X}(\gamma_j) \leq 2 \text{arcsinh}(1)$ , then*

$$\sum_{j=1}^n \text{length}_{\rho_X}(\gamma_j)^{-1} \leq R.$$

*There exist hyperbolic disks  $U_1, \dots, U_N, W_1, \dots, W_N$  and  $V_1, \dots, V_N$  on  $X$  such that the following conditions are satisfied:*

- (1) *The  $\{V_i\}$  together cover  $X$ .*
- (2)  *$\text{center}(U_i) = \text{center}(W_i) = \text{center}(V_i)$  and  $\text{radius}(U_i) = 2 \text{radius}(W_i) = 4 \text{radius}(V_i) \leq \text{arcsinh}(1)/2$*
- (3) *If  $U_i$  nontrivially intersects  $U_j$ , then  $\text{radius}(U_i) \leq C \text{radius}(U_j)$ .*
- (4) *Any point  $x \in X$  is contained in at most  $C$  of the  $U_i$ .*
- (5) *Any  $U_i$  nontrivially intersects at most  $C$  of the  $U_j$ .*

(6)  $N \leq C(R + g)$ .

Here,  $C$  is a universal constant.

*Proof.* We divide  $X$  into the thick part (where the injectivity radius is at least  $\operatorname{arcsinh}(1)$ ) and its complement the thin part, which is comprised of disjoint annuli we label  $A_1, \dots, A_n$ .

On the thick part (which has area at most  $Cg$ ), we take a maximal  $\operatorname{arcsinh}(1)/16$ -separated set (which has around  $Cg$  points). We let the  $V_i$  be radius  $\operatorname{arcsinh}(1)/8$  disks around the points in the separated set, the  $W_i$  radius  $\operatorname{arcsinh}(1)/4$  disks around these points and the  $U_i$  radius  $\operatorname{arcsinh}(1)/2$  disks around these points.

On the thin part, by the collar theorem, each annulus  $A_j$  is the collar region around a geodesic of length  $\operatorname{length}_{\rho_X}(\gamma_j)$  and width approximately  $C \log(\operatorname{length}_{\rho_X}(\gamma_j)^{-1})$ . We have coordinates  $(r, \theta)$  on  $A_j$  where  $r = 0$  on  $\gamma_j$  and  $r \in [w(A_j)/2, w(A_j)/2]$  such that the hyperbolic metric on  $A_j$  is  $d\rho_X^2 = dr^2 + \cosh^2 r d\theta^2$ . The injectivity radius of  $A_j$  at any point  $(r, \theta)$  (denoted  $\operatorname{inrad}_{(r, \theta)}(A_j)$ ) is around  $C \operatorname{length}_{\rho_X}(\gamma_j) \cosh r$ .

Now, for  $s \in \mathbb{N} \cap [-w(A_j)/2, w(A_j)/2]$ , let  $A_j^s = A_j \cap \{r \in [s - 1, s + 1]\}$ . Denote by  $\operatorname{inrad}(A_j^s)$  the injectivity radius of  $A_j^s$ . Choose a  $\operatorname{inrad}(A_j^s)/16$ -separated set on  $A_j^s$  to be the centers of  $V_i$ , so that the  $V_i$  are radius  $\operatorname{inrad}(A_j^s)/8$  disks around these centers, the  $W_i$  are radius  $\operatorname{inrad}(A_j^s)/4$  disks, and the  $U_i$  are radius  $\operatorname{inrad}(A_j^s)/2$  disks. In each  $A_j^s$  there are at most  $(C \operatorname{length}_{\rho_X}(\gamma_j) \cosh s)^{-1}$  centers. In total, there are at most

$$\begin{aligned} C \sum_{s=1}^{\lceil w(A_j) \rceil} (\operatorname{length}_{\rho_X}(\gamma_j) \cosh s)^{-1} &\leq C \operatorname{length}_{\rho_X}(\gamma_j)^{-1} \int_{s=0}^{\infty} (\cosh s)^{-1} \\ &\leq C \operatorname{length}_{\rho_X}(\gamma_j)^{-1} \end{aligned}$$

centers in  $A_j$ .

We simply take all the  $U_i$ ,  $W_i$  and  $V_i$  constructed on the thick part and thin part. By construction, conditions 1, 2, 3, 4 and 5 are satisfied. The total number of  $U_i$  (or  $W_i$  or  $V_i$ ) is at most

$$C \left( g + \sum_{j=1}^n \operatorname{length}_{\rho_X}(\gamma_j)^{-1} \right) \leq C(R + g)$$

which shows condition 6. □

**2.7. Conformal doubles and triangulated surfaces.** Denote by  $S_{g,b}$  a surface of genus  $g$  with  $b$  boundary components. Let  $X$  be a Riemann surface of genus  $g$  with  $b$  boundary components, meaning that  $X$  is homeomorphic to  $S_{g,b}$ . The conformal mirror  $X^{-1}$  of  $X$  is the Riemann surface whose local coordinates are obtained by composing each local coordinate  $z$  on  $X$  with the anti-holomorphic map  $z \rightarrow \bar{z}$ . The conformal double  $X^d$  is obtained by gluing  $X$  and  $X^{-1}$  along their boundaries  $\partial X$  and  $\partial X^{-1}$  which are canonically identified. The complex structure on  $X^d$  in a neighborhood  $U$  of a point  $p \in \partial X$  is given as follows: if  $z$  is a local coordinate on  $X$  under which  $U \cap X$  is conformally a half-disk around  $p$ , then the local coordinate on  $U$  which is  $z$  on  $U \cap X$  and  $\bar{z}$  on  $U \cap X^{-1}$  identifies  $U$  with a disk, thus giving a complex structure on  $U$  which can be checked to be independent of the choice of local coordinate  $z$ . In this way, we obtain a complex structure on  $X^d$ . Then  $X^d$  is a compact genus  $2g + b - 1$  surface which has an anti-holomorphic involution fixing  $\partial X = \partial X^{-1} \subset X^d$ . We have the following statement about conformal doubles of triangulated surfaces.

**Proposition 2.6.** *Suppose  $S$  is a triangulated surface with boundary. Then  $S^d$  is canonically a triangulated surface without boundary.*

*Proof.* Denote by  $S^{-1}$  the triangulated surface wherein each triangle of  $S$  is equipped with the opposite orientation. Since  $\partial S$  and  $\partial S^{-1}$  are naturally identified, gluing  $S$  and  $S^{-1}$  under this identification produces a triangulated surface  $S^d$  which can be checked to be the conformal double of  $S$ .  $\square$

**2.8. Triangulated surfaces with boundedness properties.** In this section we define several subsets of  $\text{Comb}^T(\mathcal{T}_g)$  that shall be useful in the proof of Theorem 1.3.

Given an equilateral triangle in  $\mathbb{C}$  of side length  $\ell$ , a  $k$ -subdivision of the equilateral triangle is the unique triangulation by  $k^2$  equilateral triangles of side length  $\ell/k$ . Given a triangulation of a surface by flat equilateral triangles of side length  $\ell$ , a  $k$ -subdivision of the triangulation is the new triangulation of the surface formed by the  $k$ -subdivisions of each triangle in the original triangulation.

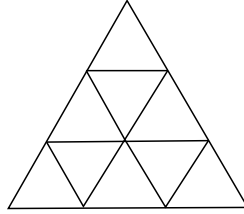


FIGURE 3. A 3-subdivision of an equilateral triangle.

Let  $\text{Comb}_{\text{lb}}^T(\mathcal{T}_g)$  (resp.  $\text{Comb}_{\text{lb}}^{\leq T}(\mathcal{T}_{\leq g})$ ) to be the subset of  $S \in \text{Comb}^T(\mathcal{T}_g)$  (resp.  $S \in \text{Comb}^{\leq T}(\mathcal{T}_{\leq g})$ ) which satisfies the following two properties:

- (1) The maximum degree of any vertex of  $S$  is 7 and
- (2) There exists a triangulation  $S_{\text{lb}}$  of the surface  $S$  into equilateral triangles of side length 3 such that the triangulation  $S$  is a 3-subdivision  $S_{\text{lb}}$ .

We may call these surfaces locally bounded triangulated surfaces since the degrees of vertices are bounded. Similarly, we also define locally bounded combinatorial translation surfaces. First, we have a preliminary lemma that motivates the definition.

**Lemma 2.7.** *Let  $S$  be a combinatorial translation surface. Let  $V_{>6}(S)$  be the set of vertices of  $S$  with degree greater than 6. If  $\gamma$  is an arc representing an element of  $H_1(S, V_{>6}(S), \mathbb{Z})$ , then  $\int_{\gamma} \phi_S \in \mathbb{Z} + e^{\pi i/3} \mathbb{Z}$ .*

*Proof.* Note that any arc  $\gamma$  on  $S$  with  $\partial\gamma \subset V_{>6}(S)$  is homotopic to a piecewise smooth arc wherein each piece is an edge of  $S$ . Since  $dz$  integrates to an element of  $\mathbb{Z} + e^{\pi i/3} \mathbb{Z}$  along sides of the equilateral triangle with vertices  $0, 1, \frac{1}{2} + \frac{\sqrt{3}}{2}i$  in  $\mathbb{C}$ ,  $\int_{\gamma} \phi_S \in \mathbb{Z} + e^{\pi i/3} \mathbb{Z}$ .  $\square$

Now, define  $\text{Comb}_{\text{lb}}^T(\mathcal{H}_g)$  (resp.  $\text{Comb}_{\text{lb}}^{\leq T}(\mathcal{H}_{\leq g})$ ) to be the set of  $S \in \text{Comb}^T(\mathcal{H}_g)$  (resp.  $S \in \text{Comb}^{\leq T}(\mathcal{H}_{\leq g})$ ) which satisfy the following two properties:

- (1) The maximum degree of any vertex of  $S$  is 42 and
- (2) Given any two vertices  $x, y \in V_{>6}(S)$  (not necessarily distinct) and  $\gamma$  any arc from  $x$  to  $y$ ,

$$\int_{\gamma} \phi_S \in 3\mathbb{Z} + 3e^{\pi i/3} \mathbb{Z}.$$

A combinatorial translation surface which satisfies these two properties is called a locally bounded combinatorial translation surface.

**Remark 9.** Given Lemma 2.7, one would expect condition 2 in the definition of locally bounded combinatorial translation surfaces to be the translation surface version of condition 2 in the definition of locally bounded triangulated surfaces. More rigorously, we shall see in Section 8.4 that triangulated surfaces have a canonical branched 6-cover which is a combinatorial translation surface. Locally bounded combinatorial translation surfaces are defined so that the canonical branched 6-covers of locally bounded triangulated surfaces are locally bounded combinatorial translation surfaces. See Proposition 8.2.

It is also useful to consider triangulated surfaces for which the number of vertices of degree other than 6 is bounded. (Note that combinatorial translation surfaces of genus  $g$  automatically satisfy the property that the number of vertices of degree other than 6 is bounded by  $Cg$ .)

Define  $\text{Comb}^{\leq T, \leq m}(\mathcal{T}_{\leq g})$  to be the set of  $S \in \text{Comb}^{\leq T}(\mathcal{T}_{\leq g})$  which satisfy the property that  $|V_{\neq 6}(S)| \leq m$ . Also, define  $\text{Comb}_{\text{lb}}^{\leq T, \leq m}(\mathcal{T}_{\leq g})$  to be the set of  $S \in \text{Comb}_{\text{lb}}^{\leq T}(\mathcal{T}_{\leq g})$  which satisfy the property that  $|V_{\neq 6}(S)| \leq m$ . Euler characteristic conditions imply that  $|V(S)| \leq T/2$  when  $g \geq 1$ , so in the future, we will implicitly assume the condition  $m/T \leq 1/2$  when  $g \geq 1$ .

**2.9. Counting functions for the image of  $\Phi$  and roadmap to prove Theorem 1.3.**  
Define

$$N^{\mathcal{M}}(T, g, r) = \sup\{\#\{S \in \text{Comb}^{\leq T}(\mathcal{M}_{\leq g}) \mid \Phi(S) \in B_{d_T}(X, r)\} \mid X \in \mathcal{M}_{\leq g}\},$$

$$N^{\mathcal{T}}(T, g, r) = \sup\{\#\{S \in \text{Comb}^{\leq T}(\mathcal{T}_{\leq g}) \mid \Phi(S) \in B_{d_T}(X, r)\} \mid X \in \mathcal{T}_{\leq g}\},$$

$$N_{\text{lb}}^{\mathcal{T}}(T, g, r) = \sup\{\#\{S \in \text{Comb}_{\text{lb}}^{\leq T}(\mathcal{T}_{\leq g}) \mid \Phi(S) \in B_{d_T}(X, r)\} \mid X \in \mathcal{T}_{\leq g}\},$$

$$N^{\mathcal{T}}(T, g, m, r) = \sup\{\#\{S \in \text{Comb}^{\leq T, \leq m}(\mathcal{T}_{\leq g}) \mid \Phi(S) \in B_{d_T}(X, r)\} \mid X \in \mathcal{T}_{\leq g}\},$$

$$N_{\text{lb}}^{\mathcal{T}}(T, g, m, r) = \sup\{\#\{S \in \text{Comb}_{\text{lb}}^{\leq T, \leq m}(\mathcal{T}_{\leq g}) \mid \Phi(S) \in B_{d_T}(X, r)\} \mid X \in \mathcal{T}_{\leq g}\}$$

and

$$N_{\text{lb}}^{\mathcal{H}}(T, g, r) = \sup\{\#\{S \in \text{Comb}_{\text{lb}}^{\leq T}(\mathcal{H}_{\leq g}) \mid \Phi(S) \in B_{d_T}(X, r)\} \mid X \in \mathcal{T}_{\leq g}\}.$$

**Remark 10.** Here,  $d_T$  denotes the Teichmüller metric on moduli space  $\mathcal{M}_g$  and Teichmüller space  $\mathcal{T}_g$ , explained in Section 4 in more detail. The Teichmüller metric is only defined for  $g \geq 2$ . For the purpose of notation, in our counting functions when we count genus  $g$  triangulated surfaces for  $g = 0, 1$  we simply count all the surfaces and omit the radius variable.

To show Theorem 1.3, it is necessary to find an upper bound for  $N^{\mathcal{M}}(T, g, r)$ . We do by proving several bounds related to the other quantities defined above. In Section 4, we bound  $N^{\mathcal{M}}$  in terms of  $N^{\mathcal{T}}$ . In Section 6, we bound  $N^{\mathcal{T}}$  in terms of  $N_{\text{lb}}^{\mathcal{T}}$ . In Section 7, we bound  $N_{\text{lb}}^{\mathcal{H}}$  in terms of  $N^{\mathcal{T}}$ . In Section 8, we bound  $N_{\text{lb}}^{\mathcal{T}}$  in terms of  $N_{\text{lb}}^{\mathcal{H}}$ . Meanwhile, in Section 4 we prove bounds about the size of Teichmüller balls in  $\mathcal{T}_g$  which shall be useful for the bounds in Section 7 and Section 8 as well. Finally, in Section 8, we combine all these bounds and use a recursive argument to prove Theorem 1.3.

## 3. PROPERTIES OF QUASICONFORMAL MAPS

**3.1. Quasiconformal maps.** Let  $U$  and  $V$  be Riemann surfaces and  $K \geq 1$ . An orientation preserving diffeomorphism  $f : U \rightarrow V$  is  $K$ -quasiconformal if it satisfies

$$\left| \frac{\partial f}{\partial \bar{z}} \right| \leq k \left| \frac{\partial f}{\partial z} \right|$$

where  $k = (K - 1)/(K + 1)$  and  $z$  is a holomorphic coordinate on  $U$ . Given conformal metrics on  $U$  and  $V$ , this means locally there exist oriented orthonormal bases on  $U$  and  $V$  with respect to which  $df$  has singular values  $\lambda_1$  and  $\lambda_2$  satisfying  $K^{-1} \leq \lambda_1/\lambda_2 \leq K$ . The smallest such quantity  $K$  is called the quasiconformal dilatation.

**Remark 11.** Quasiconformal maps are generally required to be homeomorphisms only. See [23, Sections 4.1 and 4.5] for definitions in this setting. In future sections, we explicitly use only the definition we have given above, but we implicitly use the definition in the homeomorphism setting in Section 3.4, Section 3.5 and Section 4.3.

**3.2. Hodge norm on  $H^1(X, \mathbb{C})$ .** Let  $X$  be a compact Riemann surface of genus  $g \geq 2$  and  $\rho_X$  the hyperbolic metric on  $X$ . In this section we record certain constructions from Hodge theory on Riemann surfaces. See [15] for a detailed exposition. Let  $\mathcal{E}^1(X, \mathbb{C})$  denote the space of complex valued differential 1-forms on  $X$ ; also denote closed and exact 1-forms by  $\mathcal{Z}^1(X, \mathbb{C})$  and  $\mathcal{B}^1(X, \mathbb{C})$ , respectively. The Hodge star

$$* : \mathcal{E}^1(X, \mathbb{C}) \rightarrow \mathcal{E}^1(X, \mathbb{C})$$

is an  $\mathbb{C}$ -linear map which fixes the space of harmonic 1-forms  $\mathcal{H}^1(X, \mathbb{C}) \subset \mathcal{E}^1(X, \mathbb{C})$ . The Hodge inner product (a Hermitian inner product) on  $\mathcal{E}^1(X, \mathbb{C})$  is defined as

$$\langle \omega_1, \omega_2 \rangle_X = \int_X \omega_1 \wedge * \bar{\omega}_2 = \int_X \langle \omega_1, \omega_2 \rangle_{\rho_X} d\rho_X^2$$

and Hodge norm is defined as

$$\|\omega\|_X^2 = \int_X \omega \wedge * \bar{\omega}$$

for  $\omega, \omega_1, \omega_2 \in \mathcal{E}^1(X, \mathbb{C})$ . By the Hodge decomposition theorem, the space of closed complex valued differential 1-forms on  $X$  splits as

$$\mathcal{Z}^1(X, \mathbb{C}) = \mathcal{H}^1(X, \mathbb{C}) \oplus \mathcal{B}^1(X, \mathbb{C}),$$

and the splitting is orthogonal with respect to the Hodge inner product. For a cohomology class

$$u \in \mathcal{Z}^1(X, \mathbb{C})/\mathcal{B}^1(X, \mathbb{C}) \simeq H^1(X, \mathbb{C}),$$

we define the Hodge norm to be

$$\|u\|_X = \inf_{\omega \in u} \|\omega\|_X,$$

and the infimum is attained by the unique harmonic representative of  $u$ .

**3.3. Quasiconformal maps and Hodge norm.** In this section we study how the Hodge norm behaves under a quasiconformal map. All quasiconformal maps in this section are assumed to be diffeomorphisms. Let  $X$  and  $Y$  be compact Riemann surfaces of genus  $g \geq 2$ , with hyperbolic metrics  $\rho_X$  and  $\rho_Y$ , respectively.

**Lemma 3.1.** *If  $f : X \rightarrow Y$  is a  $K$ -quasiconformal map and  $\omega$  is a complex valued differential 1-form on  $Y$ , then*

$$(1/K)^{1/2} \|\omega\|_Y \leq \|f^*\omega\|_X \leq K^{1/2} \|\omega\|_Y.$$

*Proof.* We have,

$$\begin{aligned} \|f^*\omega\|_X^2 &= \int_X \langle f^*\omega, f^*\omega \rangle_{\rho_X} \rho_X^2 \\ &\leq \int_X \|df\|^2 f^*(\langle \omega, \omega \rangle_{\rho_Y}) |\det(df)|^{-1} f^* \rho_Y^2 \\ &\leq K \int_Y \langle \omega, \omega \rangle_{\rho_Y} \rho_Y^2 \\ &= K \|\omega\|_Y^2. \end{aligned}$$

Applying an analogous argument to  $f^{-1}$ , which is also  $K$ -quasiconformal, we obtain  $\|\omega\|_Y \leq K^{1/2} \|f^*\omega\|_X$ .  $\square$

As a corollary, we have:

**Corollary 3.2.** *Let  $f : X \rightarrow Y$  be a  $K$ -quasiconformal map. Let  $u \in H^1(Y, \mathbb{C})$ . Then*

$$(1/K)^{1/2} \|u\|_Y \leq \|f^*u\|_X \leq K^{1/2} \|u\|_Y.$$

*Proof.* Let  $\omega$  be the harmonic form on  $Y$  representing  $u$ . Then by Lemma 3.1,

$$\begin{aligned} \|f^*u\|_X &\leq \|f^*\omega\|_X \\ &\leq K^{1/2} \|\omega\|_Y \\ &= K^{1/2} \|u\|_Y. \end{aligned}$$

The analogous argument applied to  $f^{-1}$ , gives  $\|u\|_Y \leq K^{1/2} \|f^*u\|_X$ .  $\square$

Finally, we show that the pullback of a harmonic form under a quasiconformal map is close to its harmonic representative.

**Lemma 3.3.** *Let  $f : X \rightarrow Y$  be a  $K$ -quasiconformal map. Let  $\omega$  be a harmonic 1-form on  $Y$ . Denote by  $(f^*\omega)^h$  the unique harmonic 1-form on  $X$  cohomologous to  $f^*\omega$ . Then*

$$\|f^*\omega - (f^*\omega)^h\|_X \leq ((K^2 - 1)/K)^{1/2} \|\omega\|_Y.$$

*Proof.* We have,

$$\begin{aligned} \|f^*\omega - (f^*\omega)^h\|_X^2 &= \langle f^*\omega - (f^*\omega)^h, f^*\omega - (f^*\omega)^h \rangle_X \\ &= \langle f^*\omega, f^*\omega \rangle_X - \langle (f^*\omega)^h, (f^*\omega)^h \rangle_X - 2\langle f^*\omega - (f^*\omega)^h, (f^*\omega)^h \rangle_X. \end{aligned}$$

By Lemma 3.1 and Corollary 3.2,

$$\langle f^*\omega, f^*\omega \rangle_X - \langle (f^*\omega)^h, (f^*\omega)^h \rangle_X \leq ((K^2 - 1)/K) \|\omega\|_Y^2.$$

Exact forms are orthogonal to harmonic forms, so since  $f^*\omega - (f^*\omega)^h$  is exact and  $(f^*\omega)^h$  is harmonic,

$$2\langle f^*\omega - (f^*\omega)^h, (f^*\omega)^h \rangle_X = 0.$$

The lemma follows. □

**3.4. Extending quasiconformal maps.** In this section, we record two quasiconformal extension theorems.

Let  $(U, d_U)$  and  $(V, d_V)$  be metric spaces bi-Lipschitz to domains in  $\mathbb{C}$ . An embedding  $f : U \rightarrow V$  is called  $K$ -weakly-quasisymmetric if for all  $x, y, z \in U$ ,

$$d_V(f(x), f(y)) \leq K d_V(f(x), f(z))$$

if  $d_U(x, y) \leq d_U(x, z)$ . When  $U$  and  $V$  are oriented topological manifolds, we will assume  $f$  is orientation preserving. When  $U$  and  $V$  are simply domains in  $\mathbb{C}$ , the metrics on  $U$  and  $V$  are taken to be the restrictions of the Euclidean metric to  $U$  and  $V$ , respectively. Then weakly-quasisymmetric maps of the unit circle may be extended to quasiconformal maps of the unit disk:

**Proposition 3.4** ([1], Theorem IV.B.2). *Suppose  $f' : S^1 \rightarrow S^1$  is  $K$ -weakly-quasisymmetric. Then  $f'$  extends to a  $C(K)$ -quasiconformal map  $f : \mathbb{D} \rightarrow \mathbb{D}$  where  $C(K)$  only depends on  $K$ .*

The following statement describes when it is possible to extend a quasiconformal map on a subset of the plane to the entire plane.

**Proposition 3.5** ([28], Theorem 2.8.1). *Let  $U, V \subset \mathbb{C}$  be open domains. Let  $f' : U \rightarrow V$  be a  $K$ -quasiconformal mapping and  $W \subset U$  a compact subset. Then there exists a  $C(U, W, K)$ -quasiconformal mapping from  $\mathbb{C}$  to  $\mathbb{C}$  which coincides with  $f'$  on  $W$ . Here,  $C(U, W, K)$  is a constant that depends only on  $K$ , the domain  $U$  and the set  $W$ .*

**3.5. Quasicircles, quasiarcs and bounded-turning curves.** In the complex plane, a  $K$ -quasicircle (resp.  $K$ -quasiarc) is the image of the unit circle (resp. unit line segment) under a  $K$ -quasiconformal homeomorphism of the plane.

Let  $(U, d_U)$  be a metric space bi-Lipschitz and homeomorphic to a domain in  $\mathbb{C}$ . When  $U$  is simply a domain in  $\mathbb{C}$ ,  $d_U$  is taken to be the restriction of the Euclidean metric to  $U$ . A simple arc  $\gamma$  in  $U$  is a  $K$ -bounded-turning curve if it satisfies the condition that for all  $x, y, z \in \gamma$  lying in order,

$$d_U(x, y) + d_U(y, z) \leq K d_U(x, z).$$

A simple closed curve  $\gamma$  in  $U$  is a  $K$ -bounded-turning curve if every point of  $\gamma$  lies in the interior of a subarc of  $\gamma$  that is a  $K$ -bounded-turning curve.

In the rest of this section, we note some results about quasicircles, quasiarcs, bounded-turning curves and quasisymmetric maps that shall be useful in later sections.

The following statement relates quasicircles and quasiarcs to the bounded-turning property. A proof can be found in [28, Sections 2.8.7, 2.8.8 and 2.8.9].

**Proposition 3.6.** *Suppose a simple closed curve (resp. simple arc)  $\gamma$  in  $\mathbb{C}$  is a  $K$ -bounded-turning curve. Then  $\gamma$  is a  $C(K)$ -quasicircle (resp.  $C(K)$ -quasiarc) where  $C(K)$  is a constant only depending on  $K$ . Similarly, suppose a simple closed curve (resp. simple arc)  $\gamma$  is a  $K$ -quasicircle (resp.  $K$ -quasiarc). Then it is a  $C(K)$ -bounded-turning curve.*

The following result asserts that bounded-turning curves are well-behaved under quasiconformal maps.

**Proposition 3.7.** *Let  $(U, d_U)$  and  $(V, d_V)$  be Riemann surfaces with boundary, equipped with metrics  $d_U$  and  $d_V$  such that there exists homeomorphisms of  $U$  and  $V$  to the closed unit disk that are bi-Lipschitz and quasiconformal. Suppose  $f : U \rightarrow V$  is a  $K_1$ -quasiconformal embedding and  $\gamma \subset \text{interior}(U)$  is a  $K_2$ -bounded-turning curve in  $U$ . Then  $f(\gamma)$  is a  $C(U, \gamma, V, K_1, K_2)$ -bounded-turning curve in  $V$ , where  $C(U, \gamma, V, K_1, K_2)$  is a constant that only depends on  $U, \gamma, V, K_1$  and  $K_2$ .*

*Proof.* By assumption, there exist homeomorphism  $f_U : U \rightarrow \overline{\mathbb{D}}$  and  $f_V : V \rightarrow \overline{\mathbb{D}}$  such that  $f_U$  is  $C(U)$ -bi-Lipschitz between the  $d_U$ -metric on  $U$  and the Euclidean metric on  $\mathbb{C}$ , while  $f_V$  is  $C(V)$ -bi-Lipschitz between the  $d_V$ -metric on  $V$  and the Euclidean metric on  $\mathbb{C}$ . Since  $\gamma$  is  $K_2$ -bounded-turning in  $U$ ,  $f_U(\gamma)$  is  $C(U, K_2)$ -bounded-turning in  $\mathbb{D}$ . By Proposition 3.5 applied to  $f_V \circ f \circ f_U^{-1} : \text{interior}(f_U(U)) \rightarrow \text{interior}(f_V(V))$  and the compact set  $f_U(\gamma) \subset f_U(U)$ , there exists a  $C(U, \gamma, V, K_1, K_2)$ -quasiconformal map  $\mathbb{C} \rightarrow \mathbb{C}$  which agrees with  $f_V \circ f \circ f_U^{-1}$  on  $f_U(\gamma)$ . This means  $(f_V \circ f)(\gamma)$  is  $C(U, \gamma, V, K_1, K_2)$ -bounded-turning in  $\mathbb{C}$ . Hence  $f(\gamma)$  is  $C(U, \gamma, V, K_1, K_2)$ -bounded-turning in  $V$ .  $\square$

We have the following extension result about quasisymmetric maps.

**Lemma 3.8.** *Let  $U_1 \subset \mathbb{C}$  and  $U_2 \subset \mathbb{C}$  be simply connected open domains such that  $\partial U_1$  is a  $K_1$ -quasicircle and  $\partial U_2$  is a  $K_2$ -quasicircle. Suppose  $f' : \partial U_1 \rightarrow \partial U_2$  is a  $K_3$ -weakly-quasisymmetric homeomorphism. Then  $f'$  extends to a  $C(K_1, K_2, K_3)$ -quasiconformal map  $f : \overline{U_1} \rightarrow \overline{U_2}$ . Here,  $C(K_1, K_2, K_3)$  is a constant that depends only on  $K_1, K_2$  and  $K_3$ .*

*Proof.* Simply take  $f_1 : \mathbb{C} \rightarrow \mathbb{C}$  to be a  $K_1$ -quasiconformal mapping taking  $\overline{U_1}$  to  $\overline{\mathbb{D}}$ . Then  $f_1$  is  $C(K_1)$ -weakly-quasisymmetric for some  $C(K_1)$  only depending on  $K_1$  (see [47], Theorem 18.1). Similarly, take  $f_2 : \mathbb{C} \rightarrow \mathbb{C}$  to be a  $K_2$ -quasiconformal mapping taking  $\overline{U_2}$  to  $\overline{\mathbb{D}}$ . Then  $f_2$  is  $C(K_2)$ -weakly-quasisymmetric. Then identifying  $\partial \mathbb{D} \simeq S^1$ , the map  $f_2 \circ f' \circ f_1^{-1} : S^1 \rightarrow S^1$  is  $C(K_1, K_2, K_3)$ -weakly-quasisymmetric. (Compositions and inverses of weakly-quasisymmetric maps on subsets of the plane are weakly-quasisymmetric, quantitatively, by Proposition 10.6 and Corollary 10.22 in [22].) By Proposition 3.4,  $f_2 \circ f' \circ f_1^{-1}$  extends to a  $C(K_1, K_2, K_3)$ -quasiconformal map  $f'' : \overline{\mathbb{D}} \rightarrow \overline{\mathbb{D}}$ . Taking  $f = f_2^{-1} \circ f'' \circ f_1$  gives a  $C(K_1, K_2, K_3)$ -quasiconformal map from  $\overline{U_1}$  to  $\overline{U_2}$  that is an extension of  $f'$ .  $\square$

We have another extension result about quasisymmetric maps.

**Lemma 3.9.** *Let  $\gamma_1$  be a  $K_1$ -quasicircle in the plane and let  $\gamma_2$  be a  $K_2$ -quasicircle in the plane. Let  $\gamma'_1 \subset \gamma_1$  and  $\gamma'_2 \subset \gamma_2$  be connected subarcs which are closed subsets of  $\gamma_1$  and  $\gamma_2$ , respectively. Let  $f' : \gamma'_1 \rightarrow \gamma'_2$  be a  $K_3$ -weakly-quasisymmetric homeomorphism. Then  $f'$  extends to a  $C(K_1, K_2, K_3)$ -weakly-quasisymmetric homeomorphism  $f : \gamma_1 \rightarrow \gamma_2$ . Here,  $C(K_1, K_2, K_3)$  is a constant that only depends on  $K_1, K_2$  and  $K_3$ .*

*Proof.* We first reduce to the case wherein  $\gamma_1$  and  $\gamma_2$  are  $S^1$ , the unit circle in  $\mathbb{C}$ . To do this, take  $f_1 : \mathbb{C} \rightarrow \mathbb{C}$  to be a  $K_1$ -quasiconformal mapping taking  $\gamma_1$  to  $S^1$ . Then  $f_1$  is  $C(K_1)$ -weakly-quasisymmetric for some  $C(K_1)$  only depending on  $K_1$  (see [47], Theorem 18.1). Similarly, take  $f_2 : \mathbb{C} \rightarrow \mathbb{C}$  to be a  $K_2$ -quasiconformal mapping taking  $\gamma_2$  to  $S^1$ . Then  $f_2$  is  $C(K_2)$ -weakly-quasisymmetric. So  $f_2 \circ f' \circ f_1^{-1}$  is  $C(K_1, K_2, K_3)$ -weakly-quasisymmetric. Applying the lemma statement to  $f_2 \circ f' \circ f_1^{-1} : f_1(\gamma'_1) \subset S^1 \rightarrow f_2(\gamma'_2) \subset S^1$  then composing the extension with  $f_2^{-1}$  and  $f_1$  gives the statement in the case of general  $\gamma_1$  and  $\gamma_2$ .

Henceforth, we assume  $\gamma_1 = S^1$  and  $\gamma_2 = S^1$ . Denote  $S^{1,+} = \{z \in S^1 \mid \text{Im}(z) \geq 0\}$  and  $S^{1,-} = \{z \in S^1 \mid \text{Im}(z) \leq 0\}$ . We may reduce to the case wherein  $\gamma'_1, \gamma'_2 = S^{1,+}$ . This can



be done similar to the previous reduction, but instead by composing with two appropriate fractional linear transformations in  $\text{Isom}_+(\mathbb{D})$ , one which takes  $\gamma'_1$  to  $S^{1,+}$  and the other which takes  $\gamma'_2 \rightarrow S^{1,+}$ . The arcs  $\gamma'_1$  and  $\gamma'_2$  can be arbitrarily small or with arbitrarily small complements in  $\gamma_1$  and  $\gamma_2$ , so we may need to choose a fractional linear transformation that sends 0 arbitrarily close to  $S^1$ . All fractional linear transformations in  $\text{Isom}_+(\mathbb{D})$  are  $C$ -weakly-quasisymmetric on  $S^1$ .

So, we must now show the following statement. If  $f' : S^{1,+} \rightarrow S^{1,+}$ , then it extends to a  $C(K_3)$ -weakly-quasisymmetric map  $f : S^1 \rightarrow S^1$ . To do this, for  $z \in S^{1,-}$ , define  $f(z) = f'(\bar{z})$ . To show that  $f$  is  $C(K_3)$ -weakly-quasisymmetric, we must show that for all  $x, y, z \in S^1$ , if  $|x - y| \leq |x - z|$  then  $|f(x) - f(y)| \leq C(K_3)|f(x) - f(z)|$ . When  $x, y, z \in S^{1,+}$ , the weak-quasisymmetry condition follows since  $f'$  is  $K_3$ -weakly-quasisymmetric, and similarly when  $x, y, z \in S^{1,-}$ . There are three nontrivial cases to check.

**Case 1:**  $x, y \in S^{1,+}$  and  $z \in S^{1,-}$ . Suppose  $|x - y| \leq |x - z|$ . Assume without loss of generality that  $\text{Re } f(x) \geq 0$  (the other case is analogous). Then since

$$\begin{aligned} |x - z| &\leq |x - \bar{x}| + |\bar{x} - z| \\ &\leq C|x - 1| + |x - \bar{z}|, \end{aligned}$$

either

- (1)  $|x - y| \leq C|x - 1|$  or
- (2)  $|x - y| \leq C|x - \bar{z}|$ .

In the first scenario, Corollary 10.22 in [22] implies

$$\begin{aligned} |f(x) - f(y)| &\leq C(K_3)|f(x) - 1| \\ &\leq C(K_3)|f(x) - f(z)|, \end{aligned}$$

where the second inequality follows from the fact that since  $f(x) \in S^{1,+}$ ,  $f(z) \in S^{1,-}$  and  $\text{Re } f(x) \geq 0$ , the angle from  $f(x)$  to 1 to  $f(z)$  at the point 1 is bounded below by a constant. In the second scenario also, Corollary 10.22 in [22] implies

$$\begin{aligned} |f(x) - f(y)| &\leq C(K_3)|f(x) - \overline{f(z)}| \\ &\leq C(K_3)|f(x) - f(z)| + C(K_3)|f(z) - \overline{f(z)}| \\ &\leq C(K_3)|f(x) - f(z)| + C(K_3)|f(z) - 1| \\ &\leq C(K_3)|f(x) - f(z)|. \end{aligned}$$

**Case 2:**  $x, z \in S^{1,+}$  and  $y \in S^{1,-}$ . Suppose  $|x - y| \leq |x - z|$ . Assume without loss of generality that  $\text{Re } x \geq 0$  (the other case is analogous). Then

$$\begin{aligned} |x - \bar{y}| &\leq |x - y| \\ &\leq |x - z|, \end{aligned}$$

where the first inequality follows from the fact that  $x \in S^{1,+}$  and  $y \in S^{1,-}$ . Moreover, since  $\text{Re } x \geq 0$ ,

$$\begin{aligned} |x - 1| &\leq C|x - y| \\ &\leq C|x - z|. \end{aligned}$$

By Corollary 10.22 in [22],

$$|f(x) - \overline{f(y)}| \leq C(K_3)|f(x) - f(z)|$$

and

$$|f(x) - 1| \leq C(K_3)|f(x) - f(z)|.$$

Thus,

$$\begin{aligned} |f(x) - f(y)| &\leq |\overline{f(x)} - f(y)| + |f(x) - \overline{f(x)}| \\ &\leq |f(x) - \overline{f(y)}| + C|f(x) - 1| \\ &\leq C(K_3)|f(x) - f(z)|. \end{aligned}$$

**Case 3:**  $y, z \in S^{1,+}$  and  $x \in S^{1,-}$ . Suppose  $|x - y| \leq |x - z|$ . Assume without loss of generality that  $\operatorname{Re} f(x) \geq 0$  (the other case is analogous). Then

$$\begin{aligned} |\bar{x} - y| &\leq |x - y| + |\bar{x} - x| \\ &\leq |x - z| + |\bar{x} - x| \\ &\leq |\bar{x} - z| + C|\bar{x} - x| \\ &\leq |\bar{x} - z| + C|\bar{x} - 1|, \end{aligned}$$

so either

- (1)  $|\bar{x} - y| \leq C|\bar{x} - z|$  or
- (2)  $|\bar{x} - y| \leq C|\bar{x} - 1|$ .

In the first scenario, by Corollary 10.22 in [22], we have

$$|\overline{f(x)} - f(y)| \leq C(K_3)|\overline{f(x)} - f(z)|$$

so

$$\begin{aligned} |f(x) - f(y)| &\leq |\overline{f(x)} - f(y)| + |\overline{f(x)} - f(x)| \\ &\leq |\overline{f(x)} - f(y)| + C|\overline{f(x)} - 1| \\ &\leq C(K_3)|\overline{f(x)} - f(z)| + C|f(x) - 1| \\ &\leq C(K_3)|f(x) - f(z)| \end{aligned}$$

where the last inequality follows from the assumption that  $\operatorname{Re} f(x) > 0$ ; since  $f(x)$  lies on  $S^1$ , the angle between  $f(x)$ , 1 and  $f(z)$  at the point 1 must be bounded below. In the second scenario, By Corollary 10.22 in [22], we have

$$|\overline{f(x)} - f(y)| \leq C(K_3)|\overline{f(x)} - 1|$$

so

$$\begin{aligned} |f(x) - f(y)| &\leq |\overline{f(x)} - f(y)| + |\overline{f(x)} - 1| \\ &\leq C(K_3)|\overline{f(x)} - 1| \\ &\leq C(K_3)|f(x) - 1| \\ &\leq C(K_3)|f(x) - f(z)|. \end{aligned}$$

The other three cases  $x, y \in S^{1,-}$  and  $z \in S^{1,+}$ ;  $x, z \in S^{1,-}$  and  $y \in S^{1,+}$ ; and  $y, z \in S^{1,-}$  and  $x \in S^{1,+}$  follow analogously. Thus  $f : S^1 \rightarrow S^1$  is  $C(K_3)$ -weakly-quasisymmetric.  $\square$

As a corollary, we have:

**Corollary 3.10.** *Let  $(U, d_U)$  and  $(V, d_V)$  be Riemann surfaces with boundary, equipped with metrics  $d_U$  and  $d_V$  such that there exist homeomorphisms of  $U$  and  $V$  to the closed unit disk that are bi-Lipschitz and quasiconformal. Let  $W \subset U$  and  $Z \subset V$  be simply connected open domains such that  $\partial W$  is a  $K_1$ -bounded-turning curve in  $U$  and  $\partial Z$  is a  $K_2$ -bounded-turning curve in  $V$ . Let  $\gamma_W \subset \partial W$  and  $\gamma_Z \subset \partial Z$  be connected arcs that are closed subsets of  $\partial W$  and  $\partial Z$ , respectively. Suppose  $f' : \gamma_W \rightarrow \gamma_Z$  is a  $K_3$ -weakly-quasisymmetric homeomorphism. Then  $f'$  extends to a  $C(U, V, K_1, K_2, K_3)$ -quasiconformal homeomorphism  $f : W \rightarrow Z$ . Here,  $C(U, V, K_1, K_2, K_3)$  is a constant that depends only on  $U, V, K_1, K_2$  and  $K_3$ .*

*Proof.* By assumption, there exists  $f_U : U \rightarrow \mathbb{D}$ , a  $C(U)$ -quasiconformal and  $C(U)$ -bi-Lipschitz homeomorphism between the  $d_U$ -metric on  $U$  and the Euclidean metric on  $\mathbb{C}$ . There also exists  $f_V : V \rightarrow \mathbb{D}$ , a  $C(V)$ -quasiconformal and  $C(V)$ -bi-Lipschitz homeomorphism between the  $d_V$ -metric on  $V$  and the Euclidean metric on  $\mathbb{C}$ . Now,  $f_U(\partial W)$  is  $C(U, K_1)$ -bounded-turning in  $\mathbb{D}$ , therefore a  $C(U, K_1)$ -quasicircle. Similarly,  $f_V(\partial Z)$  is  $C(V, K_2)$ -bounded-turning in  $\mathbb{D}$ , therefore a  $C(V, K_2)$ -quasicircle. We now claim that  $f_V \circ f' \circ f_U^{-1} : f_U(\gamma_W) \rightarrow f_V(\gamma_Z)$  is  $C(U, V, K_3)$ -weakly-quasisymmetric; this follows from the fact that  $f_U$  and  $f_V$  are bi-Lipschitz along with Corollary 10.22 in [22]. By Lemma 3.9, we see that  $f_V \circ f' \circ f_U^{-1}$  extends to a  $C(U, V, K_1, K_2, K_3)$ -quasisymmetric map from  $f_U(\partial W)$  to  $f_V(\partial Z)$ ; by Lemma 3.8, we have an extension to a  $C(U, V, K_1, K_2, K_3)$ -quasiconformal map from  $f_U(W)$  to  $f_V(Z)$ . Precomposing with  $f_V^{-1}$  and postcomposing with  $f_U$  we obtain the desired extension of  $f'$  in the lemma statement.  $\square$

#### 4. LARGE GENUS GEOMETRY OF TEICHMÜLLER SPACE

In this section we give a brief review of definitions in Teichmüller theory and describe the large genus geometry of Teichmüller space. Detailed exposition can be found in [1], [19] and [23].

**4.1. Teichmüller space and Teichmüller metric.** Let  $g \geq 2$  and  $S_g$  a smooth oriented genus  $g$  surface. Let  $X$  and  $Y$  be marked Riemann surfaces of genus  $g$ . Two marked surfaces  $X$  and  $Y$  are considered equivalent if there is a biholomorphism of marked surfaces  $f : X \rightarrow Y$ . Then  $\mathcal{T}_g$  is the set of equivalence classes of marked Riemann surfaces. The Teichmüller distance, denoted  $d_T$ , is given by

$$d_T(X, Y) = \inf \left\{ \frac{1}{2} \log K \mid f : X \rightarrow Y \text{ is } K\text{-quasiconformal} \right\}$$

where  $f : X \rightarrow Y$  is a diffeomorphism of marked surfaces. Teichmüller's theorem asserts that the infimum is attained and is unique. The unique map that attains the infimum is called a Teichmüller map.

The space  $\mathcal{T}_g$  admits a natural complex structure under which it is a complex manifold of dimension  $3g - 3$ . The cotangent space at a point  $X$  may be naturally identified with  $Q(X)$ , the space of holomorphic quadratic differentials on  $X$ . Under this identification, the Teichmüller metric is the  $L^1$ -norm on  $Q(X)$ , given by

$$\|\phi\| = \int_X |\phi|$$

for a holomorphic quadratic differential  $\phi$  on  $X$ .

Moduli space  $\mathcal{M}_g$  can be obtained from  $\mathcal{T}_g$  by quotienting by the action of the mapping class group  $\text{Mod}_g$ , under which the Teichmüller metric also descends to  $\mathcal{M}_g$ .

**4.2. Extremal length and Teichmüller metric.** The Teichmüller metric has a description in terms of extremal length, as we shall explain now. Let  $X$  be a Riemann surface of genus  $g$ . Let  $\gamma$  be simple closed curve (resp. the free homotopy class of a simple closed curve) on  $X$ . Given any Riemannian metric  $\rho$  on  $X$ , we define  $\text{length}_\rho(\gamma)$  to be the infimum of lengths in the  $\rho$ -metric over all curves freely homotopic to (resp. representing)  $\gamma$ .

The extremal length of  $\gamma$  on  $X$  is defined to be

$$\text{Ext}_X(\gamma) = \sup_{\rho} \frac{\text{length}_\rho(\gamma)^2}{\text{area}_\rho(X)}$$

where the supremum is taken over all conformal metrics  $\rho$  on  $X$ . The next theorem describes when the supremum is achieved.

**Theorem 4.1** (Jenkins [24], Strebel [46], see also Theorem 3.1 in [25]). *The supremum of*

$$\sup_{\rho} \frac{\text{length}_\rho(\gamma)^2}{\text{area}_\rho(X)}$$

*is achieved when  $\rho$  is the flat metric  $|\phi|$  corresponding to particular holomorphic quadratic differentials  $\phi \in Q(X)$  called Jenkins-Strebel differentials.*

**Remark 12.** A holomorphic quadratic differential has associated to it a horizontal foliation and vertical foliation [19, Section 2.1]. Jenkins-Strebel differentials are quadratic differentials for which almost every leaf of both foliations is closed. Here, we only need the fact that the extremal length is achieved by a flat metric associated to a quadratic differential, not the extra Jenkins-Strebel property.

The Teichmüller distance has the following description due to Kerckhoff ([25], Theorem 4).

**Theorem 4.2.** *For  $X, Y \in \mathcal{T}_g$ ,*

$$d_T(X, Y) = \frac{1}{2} \log \sup_{\gamma} \frac{\text{Ext}_Y(\gamma)}{\text{Ext}_X(\gamma)},$$

*where the supremum is taken over all free homotopy classes of a simple closed curve on  $X$ .*

**Remark 13.** Since  $X$  and  $Y$  are marked surfaces,  $\gamma$  (which was initially defined as a free homotopy class on  $X$ ) is also automatically a free homotopy class on  $Y$ .

**4.3. bi-Lipschitz metric.** Let  $g \geq 2$ . The bi-Lipschitz metric  $d_L$  on  $\mathcal{T}_g$  is defined by

$$d_L(X, Y) = \inf \{ \log K \mid f : X \rightarrow Y \text{ is a } K\text{-bi-Lipschitz map} \}$$

where the bi-Lipschitz constant is measured with respect to the unique hyperbolic metrics on  $X$  and  $Y$ , and the infimum is over all diffeomorphisms  $f : X \rightarrow Y$  of marked surfaces. The metric  $d_L$  descends to  $\mathcal{M}_g$  as well.

The following result establishes a comparison between  $d_T$  and  $d_L$ .

**Proposition 4.3.** *There exists a universal constant  $C$  such that for all  $g$ ,*

$$d_T \leq d_L \leq C d_T$$

*on  $\mathcal{T}_g$ .*

*Proof.* The inequality  $d_T \leq d_L$  follows from the fact that any  $K$ -bi-Lipschitz map is automatically  $K^2$ -quasiconformal. We must show that  $d_L \leq Cd_T$ . This follows from the visual extension described in [31, Appendices A and B] as we shall explain now.

Let  $V(S^1)$  be the space of continuous vector fields on  $S^1 \simeq \partial\mathbb{D}$  and  $V(\mathbb{D})$  the space of smooth vector fields on  $\mathbb{D}$ . Equipping  $\mathbb{D}$  with the Poincare metric, a smooth strain field is a smooth section of  $\text{Sym}^2(T\mathbb{D})$ . Let  $S(\mathbb{D})$  be the space of smooth strain fields on  $\mathbb{D}$ . The space  $V(S^1)$  admits an  $L^\infty$ -norm coming from the standard Euclidean metric on  $S^1$  considered as a unit circle in  $\mathbb{R}^2$ . The space  $V(\mathbb{D})$  admits an  $L^\infty$ -norm coming from the Poincare metric on  $\mathbb{D}$ . A fiber of a strain in  $S(\mathbb{D})$  at a particular point admits an operator norm coming from the Poincare metric on  $\mathbb{D}$ . Taking the essential supremum over all points in  $\mathbb{D}$  gives an  $L^\infty$ -norm on  $S(\mathbb{D})$ . We denote all three norms described above by  $\|\cdot\|_\infty$ .

Now, there exists a nontrivial map  $S : V(\mathbb{D}) \rightarrow S(\mathbb{D})$ , unique up to scaling, that measures to what extent a vector field generates a quasiconformal flow. This map is constructed in [31] (A.2) and satisfies the following properties.

- (1) The map  $S$  is linear and continuous.
- (2) If  $T \in \text{Isom}_+(\mathbb{D})$  is a fractional linear transformation, then  $T \circ S = S \circ T$ .
- (3) The infinitesimal homeomorphism generated by  $v \in V(\mathbb{D})$  is quasiconformal if and only if  $\|Sv\|_\infty \leq \infty$ , in which case the dilatation of the flow of  $v$  is given by  $\|Sv\|_\infty$ .

We say that  $v$  is a quasiconformal vector field if  $v$  satisfies one of the equivalent conditions in Property 3. If  $Sv = 0$ , then  $v$  is called a conformal vector field.

We have another nontrivial map  $\text{av} : V(S^1) \rightarrow V(\mathbb{D})$ , unique up to scaling, called the visual extension which satisfies the following properties. This map is constructed in [31] (A).

- (4) The map  $\text{av}$  is linear and continuous.
- (5) If  $T \in \text{Isom}_+(\mathbb{D})$  is a fractional linear transformation, then  $T \circ \text{av} = \text{av} \circ T$ .
- (6) The infinitesimal flow generated by  $\text{av} v$  is area preserving with respect to the Poincare metric on  $\mathbb{D}$ .

(Property 6 is true by the proof of Theorem B.10 in [31]. While the theorem is stated only for higher dimensional spheres, the proof that  $\text{av}(v)$  is area-preserving also works in the case of  $S^1$ .)

On an infinitesimal level, Teichmüller maps from a point  $X \in \mathcal{T}_g$  can be described by a continuous vector field  $v$  on the surface  $X$  generating a quasiconformal flow. Lift  $v$  to  $\mathbb{D}$  (identified with  $\mathbb{H}$ ) under a uniformization map  $\mathbb{H} \rightarrow X$ . By Theorem A.10 in [31], there exists a conformal vector field  $w$  on  $\mathbb{D}$  such that  $\|v - w\|_\infty \leq \|Sv\|_\infty$ . (The theorem is stated for vector fields on  $\mathbb{P}^1$  among other cases, but the proof also works in the case of  $\mathbb{D}$ .) Then  $w$  is an infinitesimal fractional linear transformation. Both  $v$  and  $w$  continuously extend to  $\partial\mathbb{D} \simeq S^1$ , giving continuous vector fields  $v'$  and  $w'$  (respectively) on  $S^1$  satisfying  $\|v' - w'\|_\infty \leq \|Sv\|_\infty$ . Then  $\text{av}(v')$  gives another extension of  $v'$  to  $\mathbb{D}$  that is smooth on the interior. Moreover, by Corollary B.6 in [31],  $\text{av}(w')$  is a conformal vector field on  $\mathbb{D}$  hence  $S \text{av}(w') = 0$ . Finally,  $\text{av}(v')$  is quasiconformal:

$$\begin{aligned} \|S \text{av}(v')\|_\infty &= \|S \text{av}(v' - w')\|_\infty \\ &\leq C \|v' - w'\|_\infty \\ &\leq C \|Sv\|_\infty \end{aligned}$$

for a universal constant  $C$ , by continuity of the map  $S \text{av}$ . Combining with Property 6, we see that  $\text{av}(v')$  generates a  $C\|Sv\|_\infty$ -Lipschitz flow, and Property 5 implies that  $\text{av}(v')$

descends to a vector field on  $X$ . This vector field corresponds to a tangent direction of  $\mathcal{T}_g$  at  $X$  that agrees with the tangent direction given by  $v$ , since  $av(v')$  and  $v$  agree on  $S^1$ . In this way, one may take an infinitesimal quasiconformal map on  $X$  and generate an infinitesimal bi-Lipschitz map on  $X$  with bi-Lipschitz constant bounded by the quasiconformal constant of the original map times a universal constant. This proves that  $d_L \leq Cd_T$  on  $\mathcal{T}_g$ .  $\square$

**4.4. Kobayashi metric.** Let  $M$  be a complex manifold of arbitrary dimension. Roughly speaking, the Kobayashi pseudometric is the largest pseudometric on  $M$  such that all holomorphic maps into  $M$  are distance decreasing. See [26, Section 4.1] for a rigorous construction. In general, the Kobayashi pseudometric may not be a metric (i.e. may not separate points). However, we shall see that in all cases of  $M$  relevant to us, the Kobayashi metric exists. In particular, the Kobayashi metric exists when  $M$  is a bounded domain in  $\mathbb{C}^n$  [26, Corollary 4.4.6]. The Kobayashi metric satisfies the following important property.

**Proposition 4.4** ([26], Proposition 4.1.1). *Let  $M$  and  $N$  be complex manifolds. Suppose they admit Kobayashi metrics  $d_M$  and  $d_N$ , respectively. Let  $f : M \rightarrow N$  be a holomorphic map. Then for all  $x, y \in M$ ,*

$$d_M(x, y) \geq d_N(f(x), f(y)).$$

*If  $f$  is a biholomorphism, then equality holds.*

We also have the following theorem due to Royden ([44], Theorem 3).

**Theorem 4.5.** *On  $\mathcal{T}_g$ , the Kobayashi metric exists and is the Teichmüller metric  $d_T$ .*

**4.5. Bers embedding of  $\mathcal{T}_g$ .** Fix  $X$ , a compact hyperbolic Riemann surface of genus  $g$ . Recall that  $X^{-1}$  denotes the conformal mirror of  $X$ . Let  $Q^\infty(X^{-1})$  denote the space of quadratic differentials on  $X^{-1}$ , equipped with the norm

$$\|\phi\|_\infty = \sup_{x \in X^{-1}} \frac{|\phi(x)|}{|\rho_{X^{-1}}|^2}.$$

(Here,  $\rho_{X^{-1}}$  is the hyperbolic metric on  $X^{-1}$ .) The Bers embedding (see [19], 5.4) is a holomorphic embedding of  $\mathcal{T}_g$  into  $Q^\infty(X^{-1})$  sending  $X \in \mathcal{T}_g$  to the origin in  $Q^\infty(X^{-1})$ .

**Theorem 4.6** ([19], Theorem 5.4.1). *The Bers embedding  $\beta_X : \mathcal{T}_g \rightarrow Q^\infty(X^{-1})$  satisfies*

$$B_\infty(0, 1/2) \subset \beta_X(\mathcal{T}_g) \subset B_\infty(0, 3/2)$$

*where  $B_\infty(0, r)$  denotes the norm ball of radius  $r$  in the space  $Q^\infty(X^*)$ .*

**Remark 14.** The constants in [19, Theorem 4.5.1] are different because the normalization of the Teichmüller metric is different. See [32, Theorem 2.2] for normalization and constants that agree with ours.

**4.6. Asymptotic geometry of Teichmüller space.** In this section, we use the Bers embedding to obtain bounds on the geometry of  $d_T$  on  $\mathcal{T}_g$ . This technique has been used to prove [32, Theorem 8.2] and [17, Theorem 1.5]. Our bounds are variations of the bounds in the latter.

Fix  $X \in \mathcal{T}_g$ . Denote by  $Q = B_\infty(0, 1)$  the open unit norm ball in  $Q^\infty(X^{-1})$ . Since  $Q^\infty(X^{-1})$  is  $3g - 3$ -dimensional,  $Q$  is an open  $3g - 3$  complex manifold. Let  $d_Q$  denote the Kobayashi metric on  $Q$ . Putting together Proposition 4.4, Theorem 4.5 and Theorem 4.6, we have the following two metric comparison results.

**Lemma 4.7.** *Let  $Y, Z \in \mathcal{T}_g$ . Then  $\|\beta_X(Y)\|_\infty, \|\beta_X(Z)\|_\infty \leq 3/2$ . Moreover,*

$$d_Q((2/3)\beta_X(Y), (2/3)\beta_X(Z)) \leq d_T(Y, X).$$

**Lemma 4.8.** *There exists a holomorphic map  $\beta_X^{-1} : B_\infty(0, 1/2) \rightarrow \mathcal{T}_g$  such that  $\beta_X \circ \beta_X^{-1} = \text{id}$  on  $B_\infty(0, 1/2)$ . Moreover, for  $\phi_1, \phi_2 \in B_\infty(0, 1/2)$ ,*

$$d_T(\beta_X^{-1}(\phi_1), \beta_X^{-1}(\phi_2)) \leq d_Q(2\phi_1, 2\phi_2).$$

The following lemma gives us an approximation for  $d_Q$ .

**Lemma 4.9.** *For  $\phi_1, \phi_2 \in B_\infty(0, 1/8)$ ,*

$$C_1\|\phi_1 - \phi_2\|_\infty \leq d_Q(\phi_1, \phi_2) \leq C_2\|\phi_1 - \phi_2\|_\infty$$

for universal constants  $C_1$  and  $C_2$ .

*Proof.* First, we show that  $d_Q(\phi_1, \phi_2) \geq C_1\|\phi_1 - \phi_2\|_\infty$ . To see this, let  $x \in X^{-1}$  (the conformal mirror of  $X$ ), and let  $v$  be a unit tangent vector at  $x$  with respect to the hyperbolic metric  $\rho_{X^{-1}}$  on  $X^{-1}$ . We define a map  $I_x : B_\infty(0, 1) \rightarrow \mathbb{D}$  that sends  $\phi$  to the evaluation of  $\phi$  at  $v \otimes v$ . Note that for all  $\phi \in B_\infty(0, 1)$ ,

$$\begin{aligned} |I_x(\phi)| &= \frac{|\phi|}{|\rho_{X^{-1}}^2|}(x) \\ &\leq 1 \end{aligned}$$

and for all  $\phi \in B_\infty(0, 1/2)$ ,  $|I_x(\phi)| \leq 1/2$ . Furthermore,  $I_x$  is complex linear, thus holomorphic. Therefore, by Proposition 4.4,  $I_x$  is distance decreasing with respect to  $d_Q$  on  $B_\infty(0, 1)$  and the Kobayashi metric on  $\mathbb{D}$  which is the Poincare metric. So for  $\phi_1, \phi_2 \in B_\infty(0, 1/2)$ ,

$$\begin{aligned} d_Q(\phi_1, \phi_2) &\geq \rho_{\mathbb{D}}(I_x(\phi_1), I_x(\phi_2)) \\ &\geq C_1|I_x(\phi_1) - I_x(\phi_2)| \\ &= C_1 \frac{|\phi_1 - \phi_2|}{|\rho_X|^2}(x). \end{aligned}$$

Since this is true for all  $x \in X^{-1}$ ,  $d_Q(\phi_1, \phi_2) \geq C_1\|\phi_1 - \phi_2\|_\infty$  as desired.

Next, we show that for  $\phi_1, \phi_2 \in B_\infty(0, 1/8)$ ,  $d_Q(\phi_1, \phi_2) \leq C_2\|\phi_1 - \phi_2\|_\infty$ . To do this, consider the map  $I : \mathbb{D} \rightarrow B_\infty(0, 1)$  sending  $\zeta \in \mathbb{D}$  to

$$\phi_1 + \zeta \frac{\phi_2 - \phi_1}{2\|\phi_2 - \phi_1\|_\infty}.$$

The image of  $I$  is contained in  $B_\infty(0, 1)$  because

$$\begin{aligned} \left\| \phi_1 + \zeta \frac{\phi_2 - \phi_1}{2\|\phi_2 - \phi_1\|_\infty} \right\|_\infty &\leq \|\phi_1\|_\infty + \left| \frac{\zeta}{2} \right| \\ &\leq 1. \end{aligned}$$

Note that  $I$  is complex linear and therefore holomorphic. Moreover,  $I(0) = \phi_1$  and  $I(2\|\phi_1 - \phi_2\|_\infty) = \phi_2$ . By Proposition 4.4,  $I$  must be distance decreasing with respect to the Poincare metric on  $\mathbb{D}$ . Since  $\phi_1, \phi_2 \in B_\infty(0, 1/8)$ ,  $2\|\phi_1 - \phi_2\|_\infty \leq 1/2$ , therefore

$$\begin{aligned} d_Q(\phi_1, \phi_2) &\leq d_{\rho_{\mathbb{D}}}(0, 2\|\phi_1 - \phi_2\|_\infty) \\ &\leq C_2\|\phi_1 - \phi_2\|_\infty, \end{aligned}$$

as desired □

Lemma 4.7, Lemma 4.8 and Lemma 4.9 together imply:

**Lemma 4.10.** *Let  $\phi_1, \phi_2 \in B_\infty(0, 1/16)$ . Then*

$$C_3 \|\phi_1 - \phi_2\|_\infty \leq d_T(\beta_X^{-1}(\phi_1), \beta_X^{-1}(\phi_2)) \leq C_4 \|\phi_1 - \phi_2\|_\infty.$$

*Proof.* By Lemma 4.8,

$$d_T(\beta_X^{-1}(\phi_1), \beta_X^{-1}(\phi_2)) \leq d_Q(2\phi_1, 2\phi_2).$$

Since  $2\phi_1, 2\phi_2 \in B_\infty(0, 1/8)$ , by Lemma 4.9,

$$d_Q(2\phi_1, 2\phi_2) \leq C_4 \|2\phi_1 - 2\phi_2\|_\infty \leq C_4 \|\phi_1 - \phi_2\|_\infty.$$

This gives one direction of the comparison in the lemma statement. To obtain the other direction, by Lemma 4.7,

$$d_T(\beta_X^{-1}(\phi_1), \beta_X^{-1}(\phi_2)) \geq d_Q((2/3)\phi_1, (2/3)\phi_2).$$

Since  $(2/3)\phi_1, (2/3)\phi_2 \in B_\infty(0, 1/8)$ , Lemma 4.9 implies

$$d_Q((2/3)\phi_1, (2/3)\phi_2) \geq C_3 \|(2/3)\phi_1 - (2/3)\phi_2\|_\infty \geq C_3 \|\phi_1 - \phi_2\|_\infty,$$

as desired.  $\square$

Finally, we have:

**Lemma 4.11.** *There exist universal constants  $C_3$  and  $C_4$  such that for  $Y, Z \in B_{d_T}(X, C_3/20)$ ,*

$$C_3 \|\beta_X(Y) - \beta_X(Z)\|_\infty \leq d_T(Y, Z) \leq C_4 \|\beta_X(Y) - \beta_X(Z)\|_\infty.$$

*Proof.* Consider the map  $\beta_X^{-1} : B_\infty(0, 1/20) \rightarrow \mathcal{T}_g$ . This is a biholomorphism onto its image. Since  $C_3 \|\phi_1 - \phi_2\|_\infty \leq d_T(\beta_X^{-1}(\phi_1), \beta_X^{-1}(\phi_2))$  for  $\phi_1, \phi_2 \in B_\infty(0, C_3/16)$  (by Lemma 4.10), in particular,  $C_3 \|\phi\|_\infty \leq d_T(0, \beta_X^{-1}(\phi))$  for  $\phi \in B_\infty(0, C_3/16)$ . Thus  $\partial\beta_X^{-1}(B_\infty(0, 1/20))$  bounds the point  $X \in \mathcal{T}_g$  and intersects trivially with  $B_{d_T}(X, C_3/20)$  which means  $\beta_X^{-1}(B_\infty(0, 1/20))$  contains  $B_{d_T}(X, C_3/20)$ . Now Lemma 4.10 gives the desired inequalities.  $\square$

**Lemma 4.12.** *Let  $C_3$  be as in Lemma 4.11 and suppose  $r_1, r_2 \in \mathbb{R}_+$  such that  $r_1 \leq C_3/20$  and  $r_1 \leq r_2$ . Let  $X_1, \dots, X_N \in B_{d_T}(X, r_2) \subset \mathcal{T}_g$  such that  $d_T(X_i, X_j) \geq r_1$  for all  $i, j \in \{1, \dots, N\}$  distinct. If  $r_2 \leq C_3/20$ , then  $N \leq (C/r_1)^{6g-6}$ . For all  $r_2 \geq C_3/20$ ,  $N \leq (C/r_1)^{Cr_2(6g-6)}$ . Here,  $C$  is a universal constant.*

*Proof.* First we treat the case  $r_2 \leq C_3/20$ . For all  $i, j \in \{1, \dots, N\}$  distinct,  $r_1/C_4 \leq \|\beta_X(X_i) - \beta_X(X_j)\|_\infty$  by Lemma 4.11, therefore norm balls of radius  $r_1/(2C_4)$  around the  $X_i$  are disjoint. Moreover,  $\|\beta_X(X_i)\|_\infty \leq r_2/C_3$  for all  $i \in \{1, \dots, N\}$ . Denote by  $H(r)$  the  $6g - 6$ -dimension Hausdorff measure of a norm ball of radius  $r$  in the  $Q^\infty(X^{-1})$ . Then

$$H(r_1/(2C_4)) \geq ((4C_4r_2)/(C_3r_1))^{-(6g-6)} H(2r_2/C_3)$$

since a ball of radius  $2r_2/C_3$  is simply a scaled copy of a ball of radius  $r_1/(2C_4)$ . Since  $B_\infty(\beta_X(X_i), r_1/(2C_4)) \subset B_\infty(0, 2r_2/C_3)$  (because  $X_i \in \overline{B_\infty(0, r_2/C_3)}$  and  $r_1 \leq r_2$ ,  $C_3 \leq C_4$ ) for all  $i \in \{1, \dots, N\}$  and the former are also mutually disjoint,  $H(2r_2/C_3) \geq NH(r_1/(2C_4))$ . Therefore  $N \leq (C/r_1)^{6g-6}$ . This proves the first part of the lemma.

Now, to prove the second part, let us assume that  $r_2 \geq C_3/20$ . We have that at most  $(C/r_1)^{6g-6}$  of the  $X_i$  are contained in  $B_{d_T}(X, C_3/20)$ . Also, at most  $(C/r_1)^{6g-6}$  of the  $X_j$  are contained in  $B_{d_T}(X_i, C_3/20)$  for all  $X_i$ . By induction we obtain the desired result.  $\square$



**4.7. Upper bounds for marked triangulated surfaces by unmarked triangulated surfaces.** In this section, we note the following result.

**Lemma 4.13.** *We have,*

$$N^{\mathcal{M}}(T, g, r) \leq N^{\mathcal{T}}(T, g, r)$$

for  $g \geq 2$ .

*Proof.* Let  $X \in \mathcal{M}_g$ . Choosing a marking  $S_g \rightarrow X$ , we obtain a lift  $\tilde{X} \in \mathcal{T}_g$ . If  $S \in \text{Comb}^{\leq T}(\mathcal{M}_g)$  and  $\Phi(S) \in B_{d_T}(X, r)$ , then there exists a  $e^{2r}$ -quasiconformal map  $X \rightarrow \Phi(S)$  which, when composed with the marking on  $X$ , gives a marking on  $\Phi(S)$  and thus also on  $S$ . We denote by  $\tilde{S}$  the corresponding marked triangulated surface. Under this correspondence, distinct triangulated surfaces are mapped to distinct marked triangulated surfaces. By construction,  $\Phi(\tilde{S}) \in B_{d_T}(\tilde{X}, r)$  in  $\mathcal{T}_g$ . Hence

$$\begin{aligned} & \sup\{\#\{\{S \in \text{Comb}^{\leq T}(\mathcal{M}_g) \mid \Phi(S) \in B_{d_T}(X, r)\} \mid X \in \mathcal{M}_g\} \\ & \leq \sup\{\#\{\{S \in \text{Comb}^{\leq T}(\mathcal{T}_g) \mid \Phi(S) \in B_{d_T}(X, r)\} \mid X \in \mathcal{T}_g\}. \end{aligned}$$

Summing over all  $g' \leq g$  gives the lemma statement.  $\square$

**Remark 15.** The difference between  $N^{\mathcal{M}}$  and  $N^{\mathcal{T}}$  is apparent in the following situation. Suppose  $S$  is a genus  $g$  triangulated surface and  $f : S \rightarrow S$  is a  $e^{2r}$ -quasiconformal map which is not isotopic to the identity. Then  $S$  will be counted only once in  $N^{\mathcal{M}}(\cdot, \cdot, r)$ , but at least twice in  $N^{\mathcal{T}}(\cdot, \cdot, r)$ .

## 5. LOWER BOUNDS

In this section, we prove Theorem 1.2. Let  $X \in \mathcal{M}_g$  satisfying the following property: if  $\gamma_1, \dots, \gamma_n$  are simple closed geodesics on  $(X, \rho_X)$  satisfying  $\text{length}(\gamma_j) \leq 2 \text{arcsinh}(1)$ , then

$$\sum_{j=1}^n \text{length}_{\rho_X}(\gamma_j)^{-1} \leq R.$$

Choose  $U_1, \dots, U_N, W_1, \dots, W_N$  and  $V_1, \dots, V_N$  as in Lemma 2.5, where  $N \leq C(R + g)$ . Let  $\mathbb{D}_{\tanh(\text{radius}(V_i)/2)} = \{z \in \mathbb{D} \mid z < \tanh(\text{radius}(V_i)/2)\}$ , and let  $f_i : V_i \rightarrow \mathbb{D}_{\tanh(\text{radius}(V_i)/2)}$  be a conformal map (unique up to rotation) that sends  $\text{center}(V_i)$  to 0 that is  $C$ -bi-Lipschitz between  $V_i$  with  $\rho_X$  and  $\mathbb{D}_{\tanh(\text{radius}(V_i)/2)}$  with the Euclidean metric. The circles  $L_i = \partial V_i$  divide  $X$  into  $M$  connected components that we label  $P_1, \dots, P_M$ . Each  $\partial P_j$  is a union of hyperbolic circular arcs, and there are at most  $C$  arcs because  $P_j$  is contained in  $U_i$  which may intersect at most  $C$  of the  $U_1, \dots, U_N$  (by condition 5 of Lemma 2.5). For the same reason, each  $V_i$  is a union of at most  $C$  of the  $P_1, \dots, P_M$ .

Now, we construct triangulations  $T_r$  of  $X$  by triangulating each  $P_j$  as follows.

- (1) For each  $P_j$ , choose an arbitrary  $V_{s(j)}$  such that  $P_j \subset V_{s(j)}$ .
- (2) Divide  $f_{s(j)}(P_j)$  into  $P_j^B = B_{\text{Euc}}(\partial(f_{s(j)}(P_j)), r \text{radius}(V_{s(j)}))$  and  $P_j^I = f_{s(j)}(P_j) \setminus P_j^B$ . We triangulate each  $P_j$  separately.
- (3) Triangulate a subset of  $f_{s(j)}(P_j)$  by the standard hexagonal triangulation with side length  $r \text{radius}(V_{s(j)})$  such that  $P_j^I$  is covered by the triangulation.
- (4) Pullback by  $f_{s(j)}$  to obtain a partial triangulation of a subset  $X_E \subset X$ .
- (5) In the triangulation of  $X_E$ , replace all border edges between two vertices by the shortest hyperbolic geodesic connecting these two vertices.

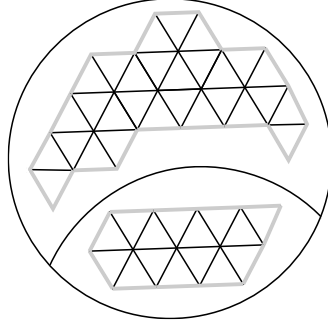


FIGURE 4. Two of the  $P_j$  contained in the same  $V_i$ , with the partial triangulation constructed in Step 3. The gray edges are replaced in Step 5.

- (6) Choose a set of vertices on  $X \setminus X_E$  that is a  $C_1 r$  radius( $V_i$ )-separated set and a  $C_2 r$  radius( $V_i$ )-net on each  $V_i$ . Using these chosen vertices, complete the triangulation of  $X \setminus X_E$  by hyperbolic triangles such that each triangle is contained in some  $W_i$ , and within  $W_i$  is contained in a  $C_3 r$  radius( $V_i$ )-radius hyperbolic ball.

We have the following lemma regarding Step 5 of the triangulation process described.

**Lemma 5.1.** *There exists a universal constant  $r_0$  such that for all  $r < r_0$ , the following statements hold. Let  $x, y \in V_i$  such that  $f_i^* d_{\text{Euc}}(x, y) \leq r \text{radius}(V_i)$ . Let  $\gamma_{\text{Euc}}$  be the geodesic in  $V_i$  connecting  $x$  and  $y$  in the metric  $f_i^* d_{\text{Euc}}$ , and  $\gamma_X$  be the geodesic in  $V_i$  connecting  $x$  and  $y$  in the metric  $\rho_X$ . The angles between  $f_i(\gamma_X)$  and  $f_i(\gamma_{\text{Euc}})$  are at most  $\pi/7$ . Moreover, the curvatures of  $f_i(\gamma_X)$  and  $f_i(\gamma_{\text{Euc}})$  are bounded above by a universal constant.*

*Proof.* The map  $f_i$  maps  $V_i$  conformally to the disk  $\mathbb{D}_{\tanh(\text{radius}(V_i)/2)}$  (sending center( $V_i$ ) to 0) such that the restriction of the Poincare metric  $\rho_{\mathbb{D}}$  on  $\mathbb{D}$  is  $\rho_X$  on  $V_i$ . Geodesics with respect to  $d_{\text{Euc}}$  correspond to straight lines in  $\mathbb{D}_{\tanh(\text{radius}(V_i)/2)}$ , whereas geodesics with respect to  $\rho_{\mathbb{D}}$  are circular arcs which meet  $\partial\mathbb{D}$  at a right angle. Since  $\text{radius}(V_i) \leq \text{arcsinh}(1)/8$  (see condition 2 of Lemma 2.5),  $\tanh(\text{radius}(V_i)/2)$  is bounded away from 1 so a geodesic of  $\rho_{\mathbb{D}}$  passing through  $\mathbb{D}_{\tanh(\text{radius}(V_i)/2)}$  must have curvature bounded above by a universal constant  $C$ . If two points in  $\mathbb{D}$  are sufficiently close, then the line between them and constant curvature arc (of curvature at most  $C$ ) between them meet at an angle of at most  $\pi/7$ . The lemma follows.  $\square$

Thus we obtain, for each  $0 < r < r_0$ , a triangulation of  $X$  that we label  $T_r$ . There are two types of edges in  $T_r$ : those constructed in Step 3 and left unchanged (which we call flat edges), and those constructed in Step 5 or 6 (which we call hyperbolic edges). There are three types of triangles: those constructed in Step 3 and left unchanged (which we call equilateral triangles), those constructed in Step 5 (which we call semi-equilateral triangles), and those constructed in Step 6 (which we call hyperbolic triangles). We denote by  $T_E$  the union of the equilateral triangles of  $T_r$ ,  $T_{SE}$  the union of the semi-equilateral triangles of  $T_r$ , and  $T_H$  the union of the hyperbolic triangles of  $T_r$ .

Denote by  $T_r^1$  the 1-skeleton of the triangulation  $T_r$ . We define a metric  $d_{T_r^1}$  on  $T_r^1$  as follows. On a hyperbolic edge, we define  $d_{T_r^1}$  to be the restriction of  $d_{\rho_X}$  (the hyperbolic distance on  $X$ ) to the hyperbolic edge. On a flat edge that was constructed by triangulating  $f_{s(j)}(P_j)$  in Step 3, we define  $d_{T_r^1}$  to be the restriction of the pullback under  $f_{s(j)}$  of the Euclidean distance  $d_{\text{Euc}}$  on  $f_{s(j)}(P_j) \subset \mathbb{D}$  to the flat edge.

We let  $S_r$  be the unique triangulated surface with the same underlying triangulation as  $T_r$ . Note that  $T_r$  has at most  $Cr^{-2}(R+g)$  triangles, since the number of equilateral and semi-equilateral triangles is bounded by  $CNr^{-2}$  and the number of hyperbolic triangles is bounded by  $Cr^{-1} \sum_i \text{length}_{\rho_X}(L_i) \text{radius}(V_i)^{-1} \leq Nr^{-1}$ . Hence  $S_r \in \text{Comb}^{\leq Cr^{-2}(R+g)}(\mathcal{T}_g)$ . We define  $X_r = \Phi(S_r) \in \mathcal{M}_g$ .

We will now show:

**Theorem 5.2.** *For  $0 < r < r_0$ ,  $d_T(X, X_r) < Cr$ . Here  $C$  is a universal constant.*

This directly implies Theorem 1.2. First, we have a preliminary lemma.

**Lemma 5.3.** *Let  $Q$  be a hyperbolic triangle contained in a hyperbolic ball of radius  $r < 1/4$ . Then there exists a  $r^2 \text{area}(Q)^{-1}$ -quasiconformal map from  $Q$  (equipped with the hyperbolic metric) to the unit equilateral triangle  $T$  (equipped with the Euclidean metric) which sends vertices of  $Q$  to vertices of  $T$  and is a scaling map on each of the three boundary edges.*

*Proof.* The hyperbolic triangle  $Q$  admits a  $C$ -quasiconformal map to some flat triangle  $Q_1$ , as follows. Consider  $Q$  as contained in  $\mathbb{D}$  (equipped with the Poincare metric  $\rho_{\mathbb{D}}$ ) with one of the vertices the origin. Constructing a unit hemisphere  $S^2$  over  $\mathbb{D}$ , we may take the inverse stereographic projection of  $Q$  onto  $S^2$ , and then the orthographic projection of the image of  $Q$  back onto  $\mathbb{D}$ , to obtain a map from  $Q$  to a Euclidean triangle  $Q_1$ . Away from the boundary of the hemisphere, the stereographic projection is  $C$ -bi-Lipschitz between the spherical metric on  $S^2$  and the hyperbolic metric on  $\mathbb{D}$ , and the orthographic projection is  $C$ -bi-Lipschitz between the spherical metric on  $S$  and the Euclidean metric on  $\mathbb{D}$ . Since  $Q$  is contained in a hyperbolic ball of radius  $r < 1/4$ , we have a  $C$ -bi-Lipschitz map  $F_1$  from  $Q$  (with the hyperbolic metric) to  $Q_1$  (with the Euclidean metric). Let  $Q_2$  be  $Q_1$  scaled by  $r^{-2}$ ; then we have a map  $F_2 : Q_1 \rightarrow Q_2$  that is conformal. The map  $F_2$  satisfies the property that  $F_2$  is  $r^{-2}$ -Lipschitz and  $F_2^{-1}$  is  $r^2$ -Lipschitz. Finally, note that  $Q_2$  is contained in a  $C$ -radius ball in the Euclidean metric. There exists an  $\text{area}(Q_2)^{-1}$ -quasiconformal affine map  $F_3$  from  $Q_2$  to  $T$ , which sends vertices of  $Q_2$  to vertices of  $T$  and is scaling on each boundary edge of  $\partial Q_2$ . Now, since  $\text{area}(Q_2)$  is around  $Cr^{-2} \text{area}(Q)$ ,  $F_3 \circ F_2 \circ F_1 : Q \rightarrow T$  is  $Cr^2 \text{area}(Q)^{-1}$ -quasiconformal. Let  $\text{sc} : \partial Q \rightarrow \partial T$  be a map that sends vertices to vertices and is scaling on each boundary edge, with respect to the hyperbolic metric on  $\partial Q$  and the Euclidean metric on  $\partial T$ . Then by construction,  $\text{sc} \circ (F_3 \circ F_2 \circ F_1)^{-1} : \partial T \rightarrow \partial T$  is  $C$ -bi-Lipschitz with respect to the Euclidean metric, therefore  $C$ -weakly-quasisymmetric, and thus by Lemma 3.8 extends to a  $C$ -quasiconformal map from  $T$  to  $T$ . Precomposing this map with  $F_3 \circ F_2 \circ F_1$  gives the map desired in the lemma statement.  $\square$

*Proof of Theorem 5.2.* We construct a map  $F_r : X \rightarrow X_r$  triangle-by-triangle as follows. On vertices,  $F_r$  is naturally defined. On edges, we define  $F_r$  to be scaling (with respect to the metrics  $d_{T_r^1}$  on  $T_r^1$  and  $d_{S_r}$ , the canonical flat metric given by  $S_r$ , on  $X_r$ ). Then  $F_r$  conformally extends to all equilateral triangles (triangles in  $T_E$ ) of  $T_r$ . To define  $F_r$  on  $T_{SE}$ , note that by construction each semi-equilateral triangle  $Q$  is contained in  $V_i$  for some  $i$ . By Lemma 5.1, Step 6 of the triangulation construction and the  $C$ -bi-Lipschitz property of  $f_i$ , the triangular region  $f_i(Q)$  has angles bounded below by  $\pi/21$  and has edges with lengths bounded above and below by  $Cr \text{radius}(V_i)$  and curvature bounded above by  $C$ . Therefore  $f_i(\partial Q)$  is a  $C$ -quasicircle. Let  $\text{sc} : \partial Q \rightarrow \partial T$  denote a scaling map, with respect to the  $d_{T_r^1}$  on  $\partial Q$  and Euclidean metric on  $\partial T$ , that sends vertices of  $\partial Q$  to vertices of  $\partial T$ . Since  $\text{sc} \circ f_i^{-1} : f_i(\partial Q) \rightarrow \partial T$  is  $Cr^{-1} \text{radius}(V_i)^{-1}$ -Lipschitz with a  $Cr \text{radius}(V_i)$ -Lipschitz

inverse (with respect to the Euclidean metrics), it is  $C$ -weakly-quasisymmetric. Hence by Lemma 3.8,  $\text{sc} \circ f_i^{-1}$  extends to a  $C$ -quasiconformal map from  $f_{s(i)}(Q)$  to  $T$  which means  $F_r$  extends to a  $C$ -quasiconformal map on  $Q$ . Finally, by Lemma 5.3,  $F_r$  extends to a  $Cr^2 \text{area}(Q)^{-1}$ -quasiconformal map on each hyperbolic triangle  $Q$  in  $T_H$ . In this way, we construct a map  $F_r : X \rightarrow X_r$ .

We use the characterization of the Teichmüller metric in terms of extremal length from Theorem 4.2. We have on  $\mathcal{M}_g$ ,

$$d_T(X, X_r) = \frac{1}{2} \log \inf_f \sup_\gamma \frac{\text{Ext}_X(\gamma)}{\text{Ext}_{X_r}(f(\gamma))}$$

where the infimum runs through all quasiconformal maps  $f : X \rightarrow X_r$  and the supremum runs through all free homotopy classes of simple closed curves  $\gamma$  on  $X$ . To show this quantity is bounded by  $Cr$ , it suffices to show that for all free homotopy classes  $\gamma$  of a simple closed curve on  $X$ ,

$$\text{Ext}_{X_r}(F_r(\gamma)) \geq (1 - Cr) \text{Ext}_X(\gamma).$$

Recall that

$$\text{Ext}_{X_r}(F_r(\gamma)) = \sup_{\rho_r} \frac{\text{length}_{\rho_r}(F_r(\gamma))^2}{\text{area}_{\rho_r}(X_r)}$$

where the supremum ranges over all conformal metrics  $\rho_r$  on  $X_r$ . Similarly,

$$\text{Ext}_X(\gamma) = \sup_{\rho} \frac{\text{length}_{\rho}(\gamma)^2}{\text{area}_{\rho}(X)}$$

where the supremum ranges over all conformal metrics  $\rho$  on  $X$ . By Theorem 4.1, the  $\rho$  which achieves this supremum is given by  $|\phi|^{1/2}$  for a holomorphic quadratic differential  $\phi$  on  $X$ . To show

$$\text{Ext}_{X_r}(F_r(\gamma)) \geq (1 - Cr) \text{Ext}_X(\gamma),$$

it suffices to exhibit a conformal metric  $\rho_r$  on  $X_r$  such that

$$\frac{\text{length}_{\rho_r}(F_r(\gamma))^2}{\text{area}_{\rho_r}(X_r)} \geq (1 - Cr) \frac{\text{length}_{\phi}(\gamma)^2}{\text{area}_{\phi}(X)}.$$

To do this, we consider the metric  $(F_r)_*|\phi|^{1/2}$  (which is not a conformal metric on  $X_r$ ), and let  $\rho_r$  be the smallest conformal metric on  $X_r$  such that  $\rho_r \geq (F_r)_*|\phi|^{1/2}$ . Then

$$\text{length}_{\rho_r}(F_r(\gamma))^2 \geq \text{length}_{\phi}(\gamma)^2$$

by construction. It remains to see that

$$\text{area}_{\rho_r}(X_r) \leq (1 + Cr) \text{area}_{\phi}(X).$$

To see this, for each  $1 \leq i \leq N$  let

$$m_i = \sup_{x \in W_i} \frac{|\phi|}{\rho_X^2}(x).$$

By the mean value property,

$$\int_{U_i} |\phi| \geq C \text{radius}(U_i)^2 m_i.$$

Therefore, by condition 4 of Lemma 2.5,

$$(1) \quad \text{area}_\phi(X) \geq C \sum_{i=1}^N \text{radius}(U_i)^2 m_i.$$

Now, for any equilateral triangle  $Q$  that is a face of  $T_r$ ,  $\text{area}_{\rho_r}(F_r(Q)) = \text{area}_\phi(Q)$  because  $F_r$  is conformal on  $Q$ . Therefore,

$$(2) \quad \text{area}_{\rho_r}(F_r(T_E)) \leq \text{area}_\phi(X)$$

Any triangle  $Q$  in  $T_{SE}$  is contained in  $W_i$  for some  $1 \leq i \leq N$ . By  $C$ -quasiconformality of  $F_r$  on  $Q$ ,

$$(3) \quad \begin{aligned} \text{area}_{\rho_r}(F_r(Q)) &\leq C \text{area}_\phi(Q) \\ &\leq C m_i \text{area}_{\rho_X}(Q). \end{aligned}$$

Now, by Step 5 in the triangulation construction semi-equilateral triangles contained in  $W_i$  are actually contained in a  $Cr$  radius( $U_i$ ) hyperbolic neighborhood of  $(\bigcup_{i=1}^N L_i) \cap W_i$ , and the latter has length at most  $C$  radius( $U_i$ ) in the hyperbolic metric by condition 3 and condition 5 of Lemma 2.5. Summing Eq. (3) over all semi-equilateral triangles  $Q$  we obtain

$$(4) \quad \begin{aligned} \text{area}_{\rho_r}(F_r(T_{SE})) &\leq Cr \sum_{i=1}^N \text{radius}(U_i)^2 m_i \\ &\leq Cr \text{area}_\phi(X) \end{aligned}$$

by Eq. (1).

Finally, any triangle  $Q$  in  $T_H$  is contained in  $W_i$  for some  $1 \leq i \leq N$ . By  $Cr^2 \text{area}_{\rho_X}(Q)^{-1}$ -quasiconformality of  $F_r$  on  $Q$ , we have

$$(5) \quad \begin{aligned} \text{area}_{\rho_r}(F_r(Q)) &\leq Cr^2 \text{area}_{\rho_X}(Q)^{-1} \text{area}_\phi(Q) \\ &\leq Cr^2 m_i. \end{aligned}$$

Since by Step 6 of the triangulation construction at most  $C$  radius( $U_i$ ) $^2 r^{-1}$  hyperbolic triangles  $Q$  are contained in any  $W_i$ , summing Eq. (5) over all hyperbolic triangles  $Q$  we obtain

$$(6) \quad \begin{aligned} \text{area}_{\rho_r}(F_r(T_H)) &\leq Cr \sum_{i=1}^N \text{radius}(U_i)^2 m_i \\ &\leq Cr \text{area}_\phi(X) \end{aligned}$$

by Eq. (1).

Eq. (2), Eq. (4) and Eq. (6) together give

$$\begin{aligned} \text{area}_{\rho_r}(X_r) &= \text{area}_{\rho_r}(F_r(T_E)) + \text{area}_{\rho_r}(F_r(T_{SE})) + \text{area}_{\rho_r}(F_r(T_H)) \\ &\leq (1 + Cr) \text{area}_\phi(X) \end{aligned}$$

which completes the proof.  $\square$

6. APPROXIMATING TRIANGULATED SURFACES WITH BOUNDED DEGREE  
TRIANGULATIONS

**6.1. Approximation theorem.** The goal of this section is to show the following theorem:

**Theorem 6.1.** *There exists a map  $B : \text{Comb}^T(\mathcal{T}_g) \rightarrow \text{Comb}^{\leq \sigma T}(\mathcal{T}_g)$  that satisfies:*

- (1) *There is a  $C$ -quasiconformal map  $f_S : S \rightarrow B(S)$ ,*
- (2) *The maximum degree of any vertex of  $B(S)$  is 7,*
- (3) *Given any two vertices  $x, y \in V_{\neq 6}(B(S))$  (not necessarily distinct), and  $\gamma$  any arc from  $x$  to  $y$  that is homotopically nontrivial in  $B(S) \setminus \{x, y\}$ , we have*

$$\int_{\gamma} |\psi_{B(S)}|^{1/6} \geq 3,$$

- (4)  *$|V_{\neq 6}(B(S))| \leq \mu(|V_{\neq 6}(S)| + g)$ , and*
- (5) *The fiber of  $B$  over  $B(S)$  has cardinality at most  $C^{|V_{\neq 6}(B(S))|}$ .*

Here,  $C$ ,  $\sigma$  and  $\mu$  are universal constants.

To show Theorem 6.1, we first construct a local replacement for high degree vertices as follows.

For  $d \in \mathbb{N}$ , define the triangulated disk  $TD_d$  to be the following triangulation of a topological disk by unit equilateral triangles:  $d$  unit equilateral triangles are glued together to form a topological disk with one interior vertex of degree  $d$ . The boundary of  $TD_d$ , denoted  $\partial TD_d$ , consists of  $d$  edges. We thus obtain a triangulated surface with boundary that we also call  $TD_d$ , which comes with a flat metric that may have a singularity at the interior vertex.

**Lemma 6.2.** *There is a conformal map  $f : TD_d \rightarrow \overline{\mathbb{D}}$  such that  $f : \partial TD_d \rightarrow S^1$  is a scaling map with respect to the restriction of the flat metric on  $TD_d$  to  $\partial TD_d$ , and the Euclidean metric on  $S^1$ .*

**Remark 16.** Scaling map here means all distances get scaled by a constant factor which is

$$\frac{\text{length}(\partial TD_d)}{\text{length}(S^1)}.$$

*Proof.* Denote by  $W_{\pi/3}$  the closed sector of the unit circle with angle  $\pi/3$ , and denote by  $T$  the unit equilateral triangle. By Lemma 3.8, there exists a  $C$ -quasiconformal map  $W_{\pi/3} \rightarrow T$  that sends boundary vertices of  $W_{\pi/3}$  to boundary vertices of  $T$  and is scaling on each boundary edge. Gluing, we obtain a conformal map from  $TD_d$  to the unit cone of angle  $d\pi/3$ , which is scaling on the boundary. The unit cone of angle  $d\pi/3$  admits a conformal map to  $\overline{\mathbb{D}}$  which is scaling on the boundary. Composing these two maps, we obtain the statement in the lemma.  $\square$

For  $d \geq 8$ , we now construct the triangulated hyperbolic disk  $TH_d$  to be another topological disk formed by gluing unit equilateral triangles satisfying  $\partial TH_d \simeq \partial TD_d$  (that is,  $TH_d$  also has  $d$  boundary edges). However,  $TH_d$  will have more interior points, and therefore more triangles. The number of triangles in  $TH_d$  will be bounded above by  $Cd$ . We construct  $TH_d$  inductively by constructing annular layers starting from its boundary.

Label the boundary points of  $\partial TH_d \simeq \partial TD_d$  by  $x_{0,0}, \dots, x_{0,d-1}$ . If  $d \geq 8$ , construct  $TA_1$ , a triangulated annulus with outer and inner boundaries  $\partial TA_1^+$  and  $\partial TA_1^-$ , respectively, such that

- (1)  $\partial TA_1^+ = \partial TH_d$ ,
- (2)  $\deg_{TA_1}(x_{0,j}) = 3$  if  $j$  is even and 4 if  $j$  is odd,
- (3)  $TA_1$  has no interior vertices.

(Recall that the degree of a vertex of a triangulated surface with boundary is the number of edges emanating from the vertex.) These conditions determine  $TA_1$  uniquely. That is,  $\partial TA_1^-$  consists of  $d_1$  edges and vertices where  $d_1 = \lfloor d/2 \rfloor$ . The vertices of  $\partial TA_1^-$  may be labelled  $x_{1,0}, \dots, x_{1,d_1-1}$  (in cyclic order), such that the following holds.

When  $d$  is even, in  $TA_1$ ,  $x_{0,j}$  is connected by an edge to  $x_{1,j/2}$  if  $j$  is even, and  $x_{0,j}$  is connected by an edge to  $x_{1,(j-1)/2}$  and  $x_{1,(j+1)/2}$  if  $j < d-1$  is odd. Finally,  $x_{0,d-1}$  is connected by an edge to  $x_{1,(d-2)/2}$  and  $x_{1,0}$ .

When  $d$  is odd,  $x_{0,j}$  is connected by an edge to  $x_{1,j/2}$  if  $j < d-1$  is even, and  $x_{0,j}$  is connected by an edge to  $x_{1,(j-1)/2}$  and  $x_{1,(j+1)/2}$  if  $j < d-2$  is odd. Moreover,  $x_{0,d-1}$  is connected by an edge to  $x_{1,0}$ , while  $x_{0,d-2}$  is connected by an edge to  $x_{1,(d-3)/2}$  and  $x_{1,0}$ .

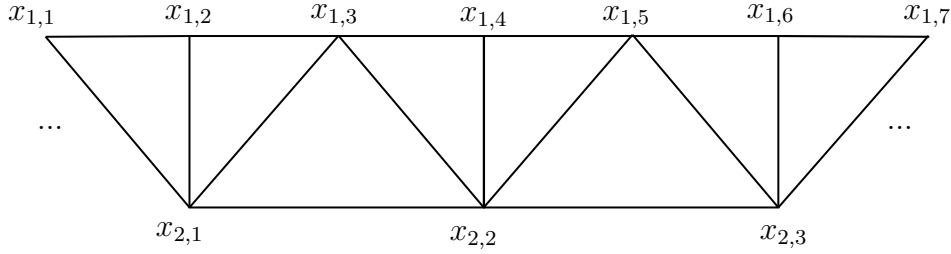


FIGURE 5. A piece of  $TA_1$ , with the triangles not to scale.

We now describe the second inductive step, constructing another annulus  $TA_2$  with outer and inner boundaries  $\partial TA_2^+$  and  $\partial TA_2^-$ , respectively, such that

- (1)  $\partial TA_2^+ = \partial TA_1^-$ ,
- (2)  $\deg_{TA_2}(x_{1,j}) = 3$  if  $j$  is even and 4 if  $j$  is odd,
- (3)  $TA_2$  has no interior vertices.

We continue this inductive process. At the  $i$ th inductive step, wherein the vertices of  $TA_{i-1}^-$  are denoted  $x_{i-1,0}, \dots, x_{i-1,d_{i-1}-1}$  in cyclic order (where  $d_{i-1} \sim d/2^{i-1}$ ), we construct annulus  $TA_i$  with outer and inner boundaries  $\partial TA_i^+$  and  $\partial TA_i^-$  such that

- (1)  $\partial TA_i^+ = \partial TA_{i-1}^-$ ,
- (2)  $\deg_{TA_i}(x_{i,j}) = 3$  if  $j$  is even and 4 if  $j$  is odd,
- (3)  $A_i$  has no interior vertices.

Here,  $\partial TA_i^-$  consists of  $d_i$  edges and vertices where  $d_i = \lfloor d_{i-1}/2 \rfloor$ . The vertices of  $\partial TA_i^-$  may be labelled  $x_{i,0}, \dots, x_{i,d_i-1}$  (in cyclic order) such that the following holds.

When  $d_{i-1}$  is even, in  $TA_i$ ,  $x_{i-1,j}$  is connected by an edge to  $x_{i,j/2}$  if  $j$  is even, and  $x_{i-1,j}$  is connected by an edge to  $x_{i,(j-1)/2}$  and  $x_{i,(j+1)/2}$  if  $j < d_{i-1} - 1$  is odd. Finally,  $x_{i-1,d_{i-1}-1}$  is connected by an edge to  $x_{i,(d_{i-1}-2)/2}$  and  $x_{i,0}$ .

When  $d_{i-1}$  is odd,  $x_{i-1,j}$  is connected by an edge to  $x_{i,j/2}$  if  $j < d_{i-1} - 1$  is even, and  $x_{i-1,j}$  is connected by an edge to  $x_{i,(j-1)/2}$  and  $x_{i,(j+1)/2}$  if  $j < d_{i-1} - 2$  is odd. Moreover,  $x_{i,d_{i-1}-1}$  is connected by an edge to  $x_{i,0}$ , while  $x_{i-1,d_{i-1}-2}$  is connected by an edge to  $x_{i,(d_{i-1}-3)/2}$  and  $x_{i,0}$ .

We continue until we reach the  $k$ th step wherein  $d_{k-1} \leq 7$ . We let  $TA_k = TD_{d_{k-1}}$  and glue  $TA_k$  to  $TA_{k-1}$  along the boundary  $\partial TA_{k-1}^-$ . Our construction of the  $TA_1, \dots, TA_k$  naturally

identifies  $\partial TA_{i-1}^-$  with  $\partial TA_i^+$ . We define  $TH_d$  to be the union of the  $TA_1, \dots, TA_k$ . We call the unique interior vertex of  $TA_k$  the center of  $TH_d$ . From the construction described above, the following lemma is evident.

**Lemma 6.3.** *Let  $v$  be the center of  $TH_d$ . For  $2 \leq i \leq k$ , the closed star of the union of  $TA_i, \dots, TA_k$  is the union of  $TA_{i-1}, \dots, TA_k$ , and  $TA_k$  is the closed star of  $v$ . In particular, the  $k$ th successive closed star of  $v$  is  $TH_d$ .*

We also have the following lemma.

**Lemma 6.4.** *There are at most  $Cd$  vertices of  $TH_d$ . All interior vertices of  $TH_d$  have degree at most 7 and all boundary vertices have degree at most 4. Moreover, each  $TA_i$  for  $2 \leq i \leq k$  contains at least one outer boundary vertex that has degree 7 in  $TH_d$ .*

*Proof.* The total number of vertices of  $TA_i$  is at most  $Cd/2^i$ , so the number of vertices of  $TH_d$  is at most  $Cd$ . By construction, outer boundary vertices of  $TA_i$  have degree at most 4 (in particular,  $x_{i-1,0}$  has degree 3) and inner boundary vertices of  $TA_i$  have degree at most 5, except for vertex  $x_{i,0}$  which has degree 6. From this we obtain the second claim in the lemma. Finally, for  $2 \leq i \leq k$ ,  $x_{i-1,0}$  has degree 7 in  $TH_d$ .  $\square$

Our next goal is to show the following lemma.

**Lemma 6.5.** *There exists a  $C$ -quasiconformal map  $f : TH_d \rightarrow TD_d$  which on the boundaries agrees with an identification  $\partial TH_d \simeq \partial TD_d$ .*

To do this, we have the following preliminary lemma.

**Lemma 6.6.** *Each triangulated annulus  $TA_i$  admits a  $C$ -quasiconformal map to a closed annulus*

$$A(r, 1) = \{x \in \mathbb{C} | r \leq |x| \leq 1\}$$

whose restriction  $\partial TA_i \rightarrow \partial A(r, 1)$  is a scaling map. Here,  $C$  is a universal constant independent of  $TA_i$ .

*Proof.* We will construct a quasiconformal map to  $A(\alpha, \beta) = \{x \in \mathbb{C} | \alpha \leq |x| \leq \beta\}$ . Then, composing with a scaling map gives the lemma statement. We will choose  $\alpha$  and  $\beta$  later. We first partition  $A(\alpha, \beta)$  into triangular regions. Each triangular region consists of three boundary components, two of which are straight lines and one which is a circular arc. Let  $(r, \theta)$  be polar coordinates on  $\mathbb{C}$  centered at 0. Denote by  $C_- = \{(r, \theta) | r = \alpha\}$  and  $C_+ = \{(r, \theta) | r = \beta\}$  the two boundary circles of  $A(\alpha, \beta)$  of radius  $\alpha$  and  $\beta$  respectively. Recall that  $x_{i-1,0}, \dots, x_{i,d_i-1}$  are the vertices of  $\partial TA_i^+$  and  $x_{i,0}, \dots, x_{i,d_i-1}$  are the vertices of  $\partial TA_i^-$ , where  $d_i = \lfloor d_{i-1}/2 \rfloor$ . Now, let  $y_{i-1,j}$  denote the vertex  $(r, \theta) = (\beta, 2\pi j/d_{i-1})$  (for  $0 \leq j \leq d_{i-1} - 1$ ) and  $y_{i,j}$  denote the vertex  $(r, \theta) = (\alpha, 2\pi j/d_i)$  (for  $0 \leq j \leq d_i - 1$ ). We construct a triangulation of  $A(\alpha, \beta)$  as follows. We let the vertices of the triangulation be the  $y_{i-1,j}$  and  $y_{i,j}$ . Two vertices  $y_{i-1,j_1}$  and  $y_{i,j_2}$  are connected by an edge if  $x_{i-1,j_1}$  and  $x_{i,j_2}$  in  $TA_i$  are connected by an edge. In this case, the edge between  $y_{i-1,j_1}$  and  $y_{i,j_2}$  is a straight line.

Now, for  $d_i$  sufficiently large, we take  $\alpha = d_{i-1} - 1$  and  $\beta = d_{i-1}$ , and this decomposition of  $A(\alpha, \beta)$  into vertices and edges gives a triangulation of  $A(\alpha, \beta)$ . This is true since by the construction of  $TA_i$ , two vertices  $y_{i-1,j_1}$  and  $y_{i,j_2}$  are connected by an edge only if the distance between them is at most  $C$ . For small  $d_i$  but still greater than 7, we take  $\alpha = 1/10$  and  $\beta = 1$  to obtain a triangulation where the angles of each triangular region are nonzero. We claim that when  $d_i$  is large, the angles of each triangular region are bounded below by a



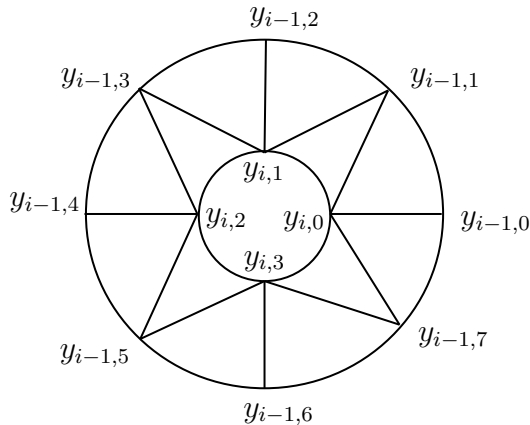


FIGURE 6. Triangulation of  $A(\alpha, \beta)$  when  $d_{i-1} = 8$ , which is combinatorially equivalent to  $TA_i$  when  $d_{i-1} = 8$ .

universal constant. We also claim that when  $d_i$  is large, the lengths of the triangular sides are bounded below and above by universal constants. To see this, note that each triangular region  $Q$  consists of two straight lines along with a circular arc, and associated to  $Q$  is a genuine flat triangle  $Q'$  which may be obtained by replacing the circular arc with a straight line, which we call the base of  $Q'$ . By construction, the circular arc has length bounded below and above by universal constants, and since  $d_i$  is assumed to be sufficiently large, the straight line approximates the circular arc. So the length of the base of the triangle is bounded below and above by universal constants. Since the two circles  $C_\alpha$  and  $C_\beta$  are distance 1 apart, the height of each triangle is also bounded below and above by universal constants. Hence,  $\partial Q$  has three sides, two of which are straight lines and the third a circular arc, each with lengths bounded below and above by universal constants. Moreover the angles of  $\partial Q$  are bounded below by a universal constant because the angles of  $\partial Q'$  are bounded below by a universal constant. Therefore for all  $d_i$ , each triangular region  $Q$  is a  $C$ -quasicircle, where  $C$  is independent of  $d_i$ . The map from  $\partial Q$  to  $\partial T$  (the boundary of an equilateral triangle) which sends vertices of  $\partial Q$  to vertices of  $\partial T$  and is a scaling map on each of the three sides is  $C$ -bi-Lipschitz with respect to the Euclidean metric, therefore also  $C$ -weakly-quasisymmetric. By Lemma 3.8 on each triangular region to obtain a map to the unit equilateral triangle that is scaling on each boundary component, and gluing the inverses of these maps together, we obtain a map from  $TA_i$  to  $A(\alpha, \beta)$  which is a scaling map on the boundary.  $\square$

*Proof of Lemma 6.5.* We already have shown that there exists a  $C$ -quasiconformal map  $TD_d \rightarrow \overline{\mathbb{D}}$  which is a scaling map on the boundary. To show Lemma 6.5, it suffices to construct a  $C$ -quasiconformal map  $TH_d \rightarrow \overline{\mathbb{D}}$  that is a scaling map on the boundary. We do this inductively as follows. First, by Lemma 6.6,  $TA_1$  admits a  $C$ -quasiconformal map to the annulus  $A(r_1, 1)$  which is a scaling map on the boundary. Then  $TA_2$  admits a  $C$ -quasiconformal map to the annulus  $A(r_1 r_2, r_1)$  which is a scaling map on the boundary. In general, for  $i \in \{1, \dots, k-1\}$ ,  $TA_i$  admits a  $C$ -quasiconformal map to the annulus  $A(r_1 \dots r_i, r_1 \dots r_{i-1})$  which is scaling on the boundary. Finally, by Lemma 6.2  $TA_k$  (which is a triangulated disk) admits a  $C$ -quasiconformal map to the Euclidean disk of radius  $r_1 \dots r_{k-1}$  which is a scaling map on the boundary. These maps (after possible rotations) glue together to give the desired map  $TH_d \rightarrow \overline{\mathbb{D}}$ .  $\square$

*Proof of Theorem 6.1.* First, we replace  $S$  with a surface  $S_1$  in  $\text{Comb}^{16T}(\mathcal{T}_g)$  which is the 4-subdivision of  $S$  rescaled. Then we may replace the closed star around every vertex in  $S_1$  of degree  $d$  greater than 7 (which is a copy of  $TD_d$ ) by  $TH_d$  to obtain a triangulated surface  $S_2$ . (These closed stars are all disjoint.) Then, take the rescaled 3-subdivision of  $S_2$  to obtain  $B(S)$ , a genus  $g$  triangulated surface with at most  $\sigma T$  triangles, for a constant  $\sigma$  independent of  $T$  and  $g$ . The marking on  $B(S)$  is obtained from the marking on  $S$ . By construction, conditions 2 and 3 in the statement of Theorem 6.1 are satisfied. Applying Lemma 6.5 for each triangulated disk replacement and gluing, we have a  $C$ -quasiconformal map  $f : S \rightarrow S_2$ , and  $S_2$  is naturally conformally equivalent to  $B(S)$ . This shows condition 1 in the statement of Theorem 6.1.

Now,  $|V_{\neq 6}(S)| = |V_{\neq 6}(S_1)|$  and  $|V_{\neq 6}(B(S))| = |V_{\neq 6}(S_2)|$ . Since  $S_2$  is formed by replacing disjoint copies of  $TD_d$  in  $S_1$  with  $TH_d$ , by Lemma 6.4, we have

$$|V_{\neq 6}(S_2)| \leq |V_{< 6}(S_1)| + C \sum_{x \in V_{> 6}(S_1)} \deg x.$$

By Euler characteristic considerations,

$$\sum_{x \in V_{> 6}(S_1)} \deg x \leq C|V_{< 6}(S_1)| + Cg.$$

Hence

$$\begin{aligned} |V_{\neq 6}(S_2)| &\leq C|V_{< 6}(S_1)| + Cg \\ &\leq C|V_{\neq 6}(S_1)| + Cg, \end{aligned}$$

which means  $|V_{\neq 6}(B(S))| \leq C(|V_{\neq 6}(S)| + g)$ , showing condition 4 in the statement of Theorem 6.1.

It remains to bound the cardinality of the fibers of  $B$ . Given  $B(S)$ , we may recover  $S_2$  by choosing a vertex of  $B(S)$  with degree strictly greater than 6 (which must exist by Euler characteristic considerations) which must also be a vertex of  $S_2$ , and inductively reconstructing  $S_2$ . Recall that  $S_1$  may be constructed from  $S_2$  by replacing certain (disjoint) copies of  $TH_d$  by copies of  $TD_d$ . Each copy  $TD_d$  contains its center, which is a vertex of degree  $d > 6$ , and these centers must be distinct. There are therefore at most  $C^{|V_{\neq 6}(B(S))|}$  total choices for the set of centers, and the set of centers has cardinality at most  $|V_{\neq 6}(B(S))|$ .

**Lemma 6.7.** *Suppose  $v \in V(S_2)$  is the center of a copy of  $TH_d$ . Given  $S_2$  and  $v$ , there are at most two possible choices for  $d$ .*

*Proof.* Suppose that  $TH_d$ ,  $TH_{d'}$  and  $TH_{d''}$ , with  $d < d' < d''$  are all contained in  $S_2$  and centered at  $v$ . By construction of  $S_2$ , all the boundary vertices of the closed star of  $TH_d$  have degree 6 in  $S_2$ . (This is true because  $S_1$  is the rescaled 4-subdivision of  $S$ , and to construct  $S_2$  from  $S_1$  we only replace stars of vertices of degree  $d \geq 8$  by copies of  $TH_d$ .) Since  $TH_{d'}$  and  $TH_{d''}$  are also subsets of  $S_2$  centered at  $v$  and  $d < d' < d''$ , by Lemma 6.3 we must have that the closed star of  $TH_d$  in  $S_2$  is contained in the interior of  $TH_{d''}$  (meaning boundary vertices of the closed star of  $TH_d$  are interior vertices of  $TH_{d''}$ ), but this is a contradiction to Lemma 6.4.  $\square$

Given a set of centers, by Lemma 6.7 there are at most  $C^{|V_{\neq 6}(B(S))|}$  possibilities for the choice of triangulated hyperbolic disks  $TH_d$  centered at these centers. Once these disks are chosen, there is a unique choice of replacement ( $TD_d$ ) for each triangulated hyperbolic

disk, hence  $S_1$  may be reconstructed. Finally, given  $S_1$ ,  $S$  can be recovered by choosing a vertex of  $S_1$  with degree strictly greater than 6 (which must exist by Euler characteristic considerations), which must also be a vertex of  $S$ , and inductively reconstructing  $S$  starting from the chosen vertex. Thus, given  $B(S)$ , there are at most  $C^{|V_{\neq 6}(B(S))|}$  possibilities for  $S$ . This shows condition 5 in the statement of Theorem 6.1.  $\square$

**6.2. Upper bounds for triangulated surfaces in terms of locally bounded surfaces.** We have the following corollary of Theorem 6.1.

**Corollary 6.8.** *There exists a universal constant  $C$  such that*

$$N^T(T, g, m, r) \leq C^{m+g} N_{\text{lb}}^T(\sigma T, g, \mu(m+g), r + C)$$

for  $g \geq 2$ . Here,  $\sigma$  and  $\mu$  are the constants defined in the statement of Theorem 6.1.

*Proof.* Let  $X \in \mathcal{T}_g$ . Suppose  $S \in \text{Comb}^{\leq T}(\mathcal{T}_g)$  such that  $\Phi(S) \in B_{d_T}(X, r)$ . By Theorem 6.1, there exists  $B(S) \in \text{Comb}^{\leq \sigma T}(\mathcal{T}_g)$  such that  $d_T(\Phi(B(S)), \Phi(S)) \leq C$  and  $B(S)$  is in  $\text{Comb}_{\text{lb}}^{\leq \sigma T, \leq \mu(m+g)}(\mathcal{T}_g)$ . Here,  $B$  is the map defined in statement of Theorem 6.1. Since  $|V_{\neq 6}(B(S))| \leq \mu(|V_{\neq 6}(S)| + g) \leq \mu(m+g)$ , the fibers of  $B$  have cardinality at most  $C^{m+g}$ . Summing over all  $g' \leq g$ , we have  $N^T(T, g, m, r) \leq C^{m+g} N_{\text{lb}}^T(\sigma T, g, \mu(m+g), r + C)$ .  $\square$

## 7. UPPER BOUNDS FOR COMBINATORIAL TRANSLATION SURFACES VIA TRIANGULATED SURFACES

In this section, we shall prove the following result.

**Lemma 7.1.** *There exists a universal constant  $C$  such that*

$$N_{\text{lb}}^{\mathcal{H}}(T, g, r) \leq (T/g)^{C(1+r)g} \sum_{\substack{n \leq (1/100)g \\ T_1 + \dots + T_n \leq T \\ g_1 + \dots + g_n \leq \mu^{-1}(1/100)g \\ g_1, \dots, g_n \geq 2 \\ m_1 + \dots + m_n \leq \mu^{-1}(1/100)g}} \prod_{i=1}^n N^T(2T_i, g_i, m_i, r + C)$$

for  $g \geq 2$ . Here,  $\mu$  is the constant defined in the statement of Theorem 6.1.

**7.1. Hodge norms and roadmap to prove Lemma 7.1.** Let  $X \in \mathcal{T}_g$ . We will first compute  $|\{S_Y \in \text{Comb}_{\text{lb}}^T(\mathcal{H}_g) | \Phi(S_Y) \in B_{d_T}(X, r)\}|$ . To do this, we will compute  $|\{S_Y \in \text{Comb}_{\text{lb}}^T(\mathcal{H}_g) | \Phi(S_Y) \in B_{d_T}(X, (g/T)^{\kappa_0})\}|$  for an appropriate integer  $\kappa_0 \in \mathbb{N}$  to be chosen later, and then use Lemma 4.12 to compute  $|\{S_Y \in \text{Comb}_{\text{lb}}^T(\mathcal{H}_g) | \Phi(S_Y) \in B_{d_T}(X, r)\}|$ . For any  $Y \in B_{d_T}(X, (g/T)^{\kappa_0})$ , there exists a diffeomorphism of marked surfaces  $f : X \rightarrow Y$  such that  $f$  is  $1 + \alpha_0(g/T)^{\kappa_0}$ -quasiconformal. Here,  $\alpha_0$  is a universal constant.

We define a map

$$H_X : \{S_Y \in \text{Comb}_{\text{lb}}^T(\mathcal{H}_g) | \Phi(S_Y) \in B_{d_T}(X, (g/T)^{\kappa_0})\} \rightarrow H^1(X, \mathbb{C})$$

that sends  $S_Y$  to the cohomology class represented by  $f^* \phi_{S_Y}$ . We count the quantity  $|\{S_Y \in \text{Comb}_{\text{lb}}^T(\mathcal{H}_g) | \Phi(S_Y) \in B_{d_T}(X, (g/T)^{\kappa_0})\}|$  in two steps. First, we compute the number of  $S_Y \in \text{Comb}_{\text{lb}}^T(\mathcal{H}_g)$  such that  $\Phi(S_Y) \in B_{d_T}(X, (g/T)^{\kappa_0})$  and  $H_X(S_Y)$  is close in the Hodge metric to a fixed cohomology class in  $H^1(X, \mathbb{C})$ . Then we bound the number of cohomology classes, quantitatively.

**Lemma 7.2.** *Let  $X \in \mathcal{T}_g$  and suppose  $S_X \in \text{Comb}_{\text{lb}}^T(\mathcal{H}_g)$  such that  $\Phi(S_X) = X$ . Then there are at most*

$$(T/g)^{Cg} \sum_{\substack{n \leq (1/100)g \\ T_1 + \dots + T_n \leq T \\ g_1 + \dots + g_n \leq \mu^{-1}(1/100)g \\ g_1, \dots, g_n \geq 2 \\ m_1 + \dots + m_n \leq \mu^{-1}(1/100)g}} \prod_{i=1}^n N^{\mathcal{T}}(2T_i, g_i, m_i, r + C)$$

*number of  $S_Y \in \text{Comb}_{\text{lb}}^T(\mathcal{H}_g)$  that satisfy the following properties:*

- (1)  $Y = \Phi(S_Y) \in B_{d_T}(X, (g/T)^{\kappa_0})$  and
- (2)  $\|\phi_{S_X} - f^*\phi_{S_Y}\|_X \leq \alpha_1(g/T)^{\kappa_1}g^{1/2}$

*Here,  $\alpha_1$  is a sufficiently small universal constant and  $\kappa_1 < \kappa_0$  is a sufficiently large universal constant. We choose these constants in Section 7.9.*

As a corollary we have:

**Corollary 7.3.** *We have,*

$$\begin{aligned} & |\{S_Y \in \text{Comb}_{\text{lb}}^T(\mathcal{H}_g) \mid \Phi(S_Y) \in B_{d_T}(X, (g/T)^{\kappa_2})\}| \\ & \leq (T/g)^{Cg} \sum_{\substack{n \leq (1/100)g \\ T_1 + \dots + T_n \leq T \\ g_1 + \dots + g_n \leq \mu^{-1}(1/100)g \\ g_1, \dots, g_n \geq 2 \\ m_1 + \dots + m_n \leq \mu^{-1}(1/100)g}} \prod_{i=1}^n N^{\mathcal{T}}(2T_i, g_i, m_i, r + C) \end{aligned}$$

*where  $\kappa_2$  is a sufficiently large universal constant chosen in Section 7.9.*

First, a preliminary lemma.

**Lemma 7.4.** *The Hodge norm squared of  $\phi_S$  is*

$$\int_X \phi_S \wedge *\overline{\phi_S} = (\sqrt{3}/4)T.$$

*Proof.* On the equilateral triangle with vertices  $0, 1, \frac{1}{2} + \frac{\sqrt{3}}{2}i$  in  $\mathbb{C}$ , the Hodge norm squared of  $dz$  is  $\frac{\sqrt{3}}{4}$ . Since there are  $T$  triangles in  $S$ , the lemma follows.  $\square$

*Proof of Corollary 7.3.* The key idea is to reduce Corollary 7.3 to Lemma 7.2 by using Lemma 3.3 which allows us to deduce from a condition about cohomology classes being close condition 2 of Lemma 7.2, a much stronger condition about the individual forms being close averaged over the surface.

For any  $S_Y \in \text{Comb}_{\text{lb}}^T(\mathcal{H}_g)$  satisfying  $\Phi(S_Y) \in B_{d_T}(X, (g/T)^{\kappa_2})$ , by Lemma 7.4 and Corollary 3.2,  $\|H_X(S_Y)\| \leq CT^{1/2}$ . Now, cover the  $CT^{1/2}$  radius Hodge norm ball in  $H^1(X, \mathbb{C})$  centered at 0 by  $(T/g)^{Cg}$  number of  $(g/T)^{\kappa_3}g^{1/2}$  radius balls  $B_1, \dots, B_{(T/g)^{Cg}}$ , where  $\kappa_3$  is a constant to be chosen. Given  $S_Y, S_Z \in \text{Comb}_{\text{lb}}^T(\mathcal{H}_g)$  satisfying  $\Phi(S_Y), \Phi(S_Z) \in B_{d_T}(X, (g/T)^{\kappa_2})$  and  $H_X(S_Y), H_X(S_Z) \in B_k$ , let  $f : X \rightarrow Y$  and  $g : Y \rightarrow Z$  be  $1 + 8(g/T)^{\kappa_2}$ -quasiconformal maps. Let  $(f^*\phi_{S_Y})^h$  be the harmonic form on  $X$  representing the cohomology class of  $f^*\phi_{S_Y}$  which is  $H_X(S_Y)$ . Let  $((g \circ f)^*\phi_{S_Z})^h$  be the harmonic form on  $X$  representing the cohomology class of  $(g \circ f)^*\phi_{S_Z}$ , which is  $H_X(S_Z)$ .

By Lemma 3.3 and Lemma 7.4,

$$\|f^*\phi_{S_Y} - (f^*\phi_{S_Y})^h\|_X \leq 4(\sqrt{3}/4)^{1/2}(g/T)^{\kappa_2/2}T^{1/2}$$

and

$$\|(g \circ f)^*\phi_{S_Z} - ((g \circ f)^*\phi_{S_Z})^h\|_X \leq 8(\sqrt{3}/4)^{1/2}(g/T)^{\kappa_2/2}T^{1/2}.$$

Since  $H_X(S_Y), H_X(S_Z) \in B_k$ ,

$$\|(f^*\phi_{S_Y})^h - (f^*\phi_{S_Z})^h\| \leq 2(g/T)^{\kappa_3}g^{1/2}.$$

Summing, we obtain

$$\begin{aligned} \|f^*\phi_{S_Y} - (g \circ f)^*\phi_{S_Z}\| &\leq (20(g/T)^{(\kappa_2-1)/2} + 2(g/T)^{\kappa_3})g^{1/2} \\ &\leq 40(g/T)^{(\kappa_2-1)/2}g^{1/2} \end{aligned}$$

assuming  $\kappa_3 \geq (\kappa_2 - 1)/2$ . Pulling back to  $Y$  under  $f^{-1}$ , by Lemma 3.1 we obtain

$$\|\phi_{S_Y} - g^*\phi_{S_Z}\| \leq 100(g/T)^{(\kappa_2-1)/2}g^{1/2}.$$

Since  $g/T \leq 1/2$ , assuming  $100\alpha_1^{-1}(1/2)^{(\kappa_2-1)/2-\kappa_1} \leq 1$ , condition 2 of Lemma 7.2 is satisfied. Assuming  $\kappa_2 \geq \kappa_0$ , condition 1 of Lemma 7.2 is satisfied. Applying Lemma 7.2, we obtain

$$|(H_X)^{-1}(B_k)| \leq (T/g)^{Cg} \sum_{\substack{n \leq (1/100)g \\ T_1 + \dots + T_n \leq T \\ g_1 + \dots + g_n \leq \mu^{-1}(1/100)g \\ g_1, \dots, g_n \geq 2 \\ m_1 + \dots + m_n \leq \mu^{-1}(1/100)g}} \prod_{i=1}^n N^T(2T_i, g_i, m_i, r + C)$$

for all  $k \in \{1, \dots, (T/g)^{Cg}\}$ . The lemma statement follows.  $\square$

Corollary 7.3 now implies Lemma 7.1:

*Proof of Lemma 7.1.* By Lemma 4.12, we may cover  $B_{d_T}(X, r)$  with  $(T/g)^{C\kappa_2(1+r)(3g-3)}$  many  $B_{d_T}(\cdot, (g/T)^{\kappa_2})$  balls. Applying Corollary 7.3 to each ball, then summing over all  $T' \leq T$  and  $g' \leq g$  gives the desired bound on  $N^{\mathcal{H}}(T, g, r)$ .  $\square$

We now turn to the proof of Lemma 7.2, which will take the rest of Section 7. Condition 2 in the statement of Lemma 7.2 can be written as

$$(7) \quad \int_X |f^*\phi_{S_Y} - \phi_{S_X}|_{S_X}^2 |\phi_{S_X}|^2 \leq \alpha_2(g/T)^{\kappa_4}g,$$

where  $\alpha_2 = \alpha_1^2$ ,  $\kappa_4 = 2\kappa_1$ , and  $|\cdot|_{S_X}$  here denotes the operator norm of a 1-form at a particular point of  $X$  with respect to the  $S_X$ -metric.

**Remark 17.** Roughly speaking, Eq. (7) gives a measure of how Lipschitz the map  $f$  is with respect to the metrics  $d_{S_X}$  and  $d_{S_Y}$ , averaged over the entire surface  $X$ . However, Eq. (7) also implies that on most of  $X$ , the integral of  $\phi_X$  on a curve is close to the integral of the 1-form  $\phi_Y$  on the image of the curve.

The first step to prove Lemma 7.2 is to show that Eq. (7) implies most vertices of  $S_X$  and  $S_Y$  of degree strictly greater than 6 must be close to each other under  $f$ , many edges of  $S_X$  and  $S_Y$  must be close to each other under  $f$ , and many faces of  $S_X$  and  $S_Y$  must be close to each other under  $f$ . We do this precisely in Section 7.2, Section 7.3 and Section 7.4 below. The second step to prove Lemma 7.2 is to show that the geometric conditions about many vertices, edges and faces being close together under  $f$  imply that  $f$  is close to a simplicial

isomorphism on all of  $S_X$  except for a part that has much lower genus. To do this, we decompose  $S_X$  into around  $g$  parallelograms of length and width at most around  $T/g$  and use the geometric conditions to say that  $f$  is close to a simplicial isomorphism on most of the parallelograms. The remaining parallelograms form a surface of much smaller genus, which allows us to reduce the problem of counting combinatorial translation surfaces in Teichmüller space to the problem of counting triangulated surfaces in a lower dimensional Teichmüller space. We do this in Section 7.5, Section 7.6 and Section 7.7. Finally in Section 7.8 we prove Lemma 7.2.

**7.2. Vertices.** In this section, we show that most vertices of  $S_X$  of degree strictly greater than 6 are close under  $f$  to vertices of  $S_Y$  of degree strictly greater than 6.

Let  $0 < \varepsilon_0 < 1/2$ , to be chosen later. Let  $V_X$  be the set of vertices  $x \in V(S_X)$  such that there exists  $y \in V(S_Y)$  satisfying  $d_{S_Y}(y, f(x)) < \varepsilon_0$ . Note that there is at most one choice of such  $y$ , since vertices of  $S_Y$  are at least distance 1 apart in the  $d_{S_Y}$ -metric.

**Lemma 7.5.** *We have,  $|V_{>6}(S_X) \setminus V_X| \leq \alpha_3 g$  where  $\alpha_3 = 10^{10} \alpha_2 (g/T)^{\kappa_4} \varepsilon_0^{-10}$ .*

Note that  $\alpha_3$  is not a universal constant, since it depends on  $T/g$ . To show Lemma 7.5, we first show the following lemma.

**Lemma 7.6.** *Suppose  $x \in V_{>6}(S_X)$  and*

$$\int_{B_{S_X}(x, 1/2)} |f^* \phi_{S_Y} - \phi_{S_X}|_{S_X}^2 |\phi_{S_X}|^2 \leq \beta.$$

*Then there exists  $y \in V_{>6}(S_Y)$  satisfying  $d_{S_Y}(y, f(x)) < \eta(\beta)$ , assuming  $\eta(\beta) = 10\beta^{1/10} < 1/2$ .*

*Proof.* In the following argument we write  $\eta = \eta(\beta)$ . Suppose the contrary, that  $f(x)$  is not within a  $\eta$ -neighborhood of any vertex in  $V_{>6}(S_Y)$ . Let  $a = \deg x/6$ . Since  $S_X$  is a locally bounded combinatorial translation surface,  $a \leq 7$ . Let  $(r_X, \theta_X)$  (where  $0 \leq \theta_X < 2\pi a$ ) be polar coordinates on  $B_{S_X}(x, \eta)$  around  $x$  such that  $\phi_{S_X} = e^{i\theta_X} dr_X + ir_X e^{i\theta_X} d\theta_X$ . Let  $(r_Y, \theta_Y)$  (where  $0 \leq \theta < 2\pi$ ) be polar coordinates on  $B_{S_Y}(f(x), \eta)$  around  $y$  such that  $\phi_{S_Y} = e^{i\theta_Y} dr_Y + ir_Y e^{i\theta_Y} d\theta_Y$ . Let  $C_r = \{(r_X, \theta_X) | r_X = r\}$ . By assumption,

$$\int_{r=\eta/200}^{\eta/100} \int_{C_r} |f^* \phi_{S_Y} - \phi_{S_X}|_{S_X}^2 r_X dr_X d\theta_X \leq \beta.$$

Therefore for some  $u \in [\eta/200, \eta/100]$ , we have

$$\int_{C_u} |f^* \phi_{S_Y} - \phi_{S_X}|_{S_X}^2 d\theta_X \leq 40000\beta\eta^{-2}.$$

By Cauchy-Schwarz,

$$(8) \quad \int_{C_u} |f^* \phi_{S_Y} - \phi_{S_X}|_{S_X} d\theta_X \leq \left( \int_{C_u} |f^* \phi_{S_Y} - \phi_{S_X}|_{S_X}^2 d\theta_X \right)^{1/2} (2\pi a \eta)^{1/2} \\ \leq 400\eta^{-1/2} (\pi a \beta)^{1/2}.$$

Therefore,

$$\left| \int_{C_u} \left| f^* \phi_{S_Y} \left( \frac{1}{r_X} \frac{\partial}{\partial \theta_X} \right) \right| d\theta_X - \int_{C_u} \left| \phi_{S_X} \left( \frac{1}{r_X} \frac{\partial}{\partial \theta_X} \right) \right| d\theta_X \right|$$

$$\begin{aligned}
&\leq \int_{C_u} \left| f^* \phi_{S_Y} \left( \frac{1}{r_X} \frac{\partial}{\partial \theta_X} \right) - \phi_{S_X} \left( \frac{1}{r_X} \frac{\partial}{\partial \theta_X} \right) \right| d\theta_X \\
&\leq \int_{C_u} |f^* \phi_{S_Y} - \phi_{S_X}|_{S_X} d\theta_X \\
&\leq 400\eta^{-1/2}(\pi a\beta)^{1/2}.
\end{aligned}$$

Now,

$$\text{length}_{S_X}(C_u) = u \int_{C_u} \left| \phi_{S_X} \left( \frac{1}{r_X} \frac{\partial}{\partial \theta_X} \right) \right| d\theta_X$$

and

$$\text{length}_{S_Y}(f(C_u)) = u \int_{C_u} \left| f^* \phi_{S_Y} \left( \frac{1}{r_X} \frac{\partial}{\partial \theta_X} \right) \right| d\theta_X.$$

Thus

$$2\pi au - 400\eta^{-1/2}(\pi a\beta)^{1/2} \leq \text{length}_{S_Y}(f(C_u)) \leq 2\pi au + 400\eta^{-1/2}(\pi a\beta)^{1/2}.$$

Since  $u \in [\eta/200, \eta/100]$ ,  $a \leq 7$  and  $\beta \leq \eta^{10}/10^{10}$ ,  $f(C_u)$  is contained in  $B_{S_Y}(f(x), \eta)$ .

For  $v \in [0, 2a\pi)$ , let  $x_v$  be a point on  $C_u$  wherein  $r_X = u$  and  $\theta_X = v$ . Letting  $C_u(x_0, x_v)$  be an arc of  $C_u$  from  $x_0$  to  $x_v$ , we have

$$\begin{aligned}
&\left| (ue^{iv} - u) - \int_{C_u(x_0, x_v)} f^* \phi_{S_Y} \left( \frac{1}{r_X} \frac{\partial}{\partial \theta_X} \right) \right| \\
&= \left| \int_{C_u(x_0, x_v)} f^* \phi_{S_Y} \left( \frac{1}{r_X} \frac{\partial}{\partial \theta_X} \right) - \int_{C_u(x_0, x_v)} \phi_{S_X} \left( \frac{1}{r_X} \frac{\partial}{\partial \theta_X} \right) \right| \\
&\leq \int_{C_u(x_0, x_v)} \left| f^* \phi_{S_Y} \left( \frac{1}{r_X} \frac{\partial}{\partial \theta_X} \right) - \phi_{S_X} \left( \frac{1}{r_X} \frac{\partial}{\partial \theta_X} \right) \right| \\
&\leq \int_{C_u} |f^* \phi_{S_Y} - \phi_{S_X}|_{S_X} d\theta_X \\
&\leq 400\eta^{-1/2}(\pi a\beta)^{1/2}.
\end{aligned}$$

by Eq. (8). Hence,  $|f(x_v) - f(x_0) - (ue^{iv} - u)|_{S_Y} \leq 400\eta^{-1/2}(\pi a\beta)^{1/2}$ . This means  $f(C_u)$  lies in a  $400\eta^{-1/2}(\pi a\beta)^{1/2}$ -neighborhood of a radius  $u$ -ball passing through  $f(x_0)$  (in the  $S_Y$ -metric). Therefore,

$$(9) \quad \text{area}_{S_Y}(f(B_{S_X}(x, u))) \leq \pi(u + 400\eta^{-1/2}(\pi a\beta)^{1/2})^2.$$

Finally, by  $1 + \alpha_0(g/T)^{\kappa_0}$ -quasiconformality of  $f$ ,

$$\begin{aligned}
&\text{area}_{S_X}(B_{S_X}(x, u))^{1/2} - (1 + \alpha_0(g/T)^{\kappa_0})^{1/2} \text{area}_{S_Y}(f(B_{S_X}(x, u)))^{1/2} \\
&\leq \left( \int_{B_{S_X}(x, u)} |\phi_{S_X}|^2 \right)^{1/2} - \left( \int_{B_{S_X}(x, u)} |f^* \phi_{S_Y}|_{S_X}^2 |\phi_{S_X}|^2 \right)^{1/2} \\
&\leq \left( \int_{B_{S_X}(x, u)} |f^* \phi_{S_Y} - \phi_{S_X}|_{S_X}^2 |\phi_{S_X}|^2 \right)^{1/2} \\
&\leq \beta^{1/2}.
\end{aligned}$$

Therefore  $\text{area}_{S_Y}(f(B_{S_X}(x, u)))^{1/2} \geq (1 - \alpha_0(g/T)^{\kappa_0})^{1/2}((a\pi)^{1/2}u - \beta^{1/2})$ . Since  $a \geq 2$ ,  $g/T \leq 1/2$ ,  $\beta \leq \eta^{10}/10^{10}$  and  $u \in [\eta/200, \eta/100]$ , assuming  $\alpha_0(1/2)^{\kappa_0} \leq (1/10)^{10}$  we have a contradiction with Eq. (9).  $\square$

*Proof of Lemma 7.5.* Combining Eq. (7) and Lemma 7.6, we obtain the desired result.  $\square$

**7.3. Edges.** In this section, we show that many edges of  $S_X$  and  $S_Y$  are close to each other under  $f$ .

**Lemma 7.7.** *Let  $0 < \varepsilon \leq 1/1000$ . Suppose  $x_0 \in V(S_X)$  and  $f(x_0) \in B_{S_Y}(y_0, \varepsilon)$  for a vertex  $y_0 \in V(S_Y)$ . Suppose  $e(x_0, x_1)$  is an edge in  $S_X$  from  $x_0$  to  $x_1$ . Suppose further that*

$$(10) \quad \int_{B_{S_X}(e(x_0, x_1), 1/2)} |f^* \phi_{S_Y} - \phi_{S_X}|_{S_X}^2 |\phi_{S_X}|^2 \leq \beta,$$

where  $\beta$  satisfies  $\tau(\varepsilon, \beta) = 100\beta^{1/4}\varepsilon^{-1} + \varepsilon \leq 1/1000$ . Then  $f(x_1) \in B_{S_Y}(y_1, \tau(\varepsilon, \beta))$  for some vertex  $y_1$  in  $S_Y$ . Also,  $y_1$  is connected to  $y_0$  by an edge  $e(y_0, y_1)$  such that  $f(e(x_0, x_1)) \subset B_{S_Y}(e(y_0, y_1), 10\tau(\varepsilon, \beta))$ .

*Proof.* Let  $T$  be a triangle in  $S_X$  containing edge  $e(x_0, x_1)$ , and let  $T'$  be the other triangle containing edge  $e(x_0, x_1)$ . As shown in Fig. 7, identify  $T$  with the triangle in  $\mathbb{C}$  with vertices at 0, 1 and  $\frac{1}{2} + \frac{\sqrt{3}}{2}i$ , with  $x_0$  and  $x_1$  identified with 0 and 1. Then  $T'$  is naturally identified

with the triangle in  $\mathbb{C}$  with vertices at 0, 1 and  $\frac{1}{2} - \frac{\sqrt{3}}{2}i$ . Let  $(r_0, \theta_0)$  be polar coordinates on  $T \cup T'$  centered at 0, and  $(r_1, \theta_1)$  be polar coordinates on  $T \cup T'$  centered at 1. Note that the form  $\phi_{S_X}$  may be written as  $\zeta e^{i\theta_0} dr_0 + i\zeta r_0 e^{i\theta_0} d\theta_0$  in the  $(r_0, \theta_0)$  coordinates and  $-\zeta e^{-i\theta_0} dr_0 + i\zeta r_0 e^{-i\theta_0} d\theta_0$  in the  $(r_1, \theta_1)$ -coordinates, for some 6th root of unity  $\zeta$ . Let  $v < 1/4$  be sufficiently small, to be chosen later in this proof. For  $\theta \in [-\pi/3, \pi/3]$ , define

$$L_\theta = \{(r_0, \theta_0) \in T \mid \theta_0 = \theta, v \leq r_0 \leq (1/2)(\cos \theta)^{-1}\},$$

and

$$R_\theta = \{(r_1, \theta_1) \in T \mid \theta_1 = \pi - \theta, v \leq r_1 \leq (1/2)(\cos \theta)^{-1}\}.$$

We assume that  $L_\theta$  (resp.  $R_\theta$ ) is oriented so that  $r_0$  (resp.  $r_1$ ) is increasing.

By elementary trigonometry, we see that for  $\theta \in [-\varepsilon, \varepsilon]$ ,  $L_\theta \cup R_\theta \subset B_{S_X}(e(x_0, x_1), \varepsilon)$ . By the co-area formula along with Eq. (10),

$$\int_{\theta=0}^{\varepsilon} \int_{L_\theta} r_0 |f^* \phi_{S_Y} - \phi_{S_X}|_{S_X}^2 dr_0 d\theta_0 + \int_{\theta=0}^{\varepsilon} \int_{R_\theta} r_1 |f^* \phi_{S_Y} - \phi_{S_X}|_{S_X}^2 dr_1 d\theta_1 \leq \beta.$$

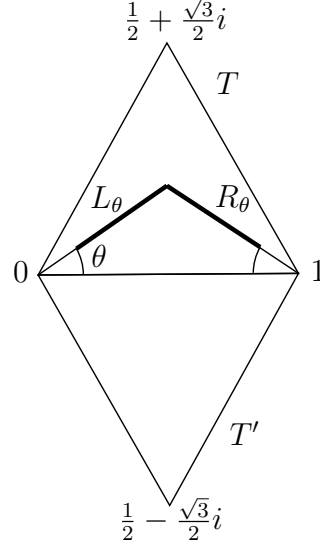
This means for some  $u \in [0, \varepsilon]$ ,

$$\int_{L_u} r_0 |f^* \phi_{S_Y} - \phi_{S_X}|_{S_X}^2 dr_0 + \int_{R_u} r_1 |f^* \phi_{S_Y} - \phi_{S_X}|_{S_X}^2 dr_1 \leq \beta \varepsilon^{-1}.$$

By Cauchy-Schwarz,

$$(11) \quad \int_{L_u} |f^* \phi_{S_Y} - \phi_{S_X}|_{S_X} dr_0 + \int_{R_u} |f^* \phi_{S_Y} - \phi_{S_X}|_{S_X} dr_1 \\ \leq \left( \int_{L_u} r_0 |f^* \phi_{S_Y} - \phi_{S_X}|_{S_X}^2 dr_0 \right)^{1/2} \left( \int_{r_0=v}^{(1/2)(\cos \theta)^{-1}} r_0^{-1} \right)^{1/2}$$




 FIGURE 7. A diagram of  $T$  and  $T'$  with  $L_\theta$  and  $R_\theta$  in bold.

$$+ \left( \int_{R_u} r_1 |f^* \phi_{S_Y} - \phi_{S_X}|_{S_X}^2 dr_1 \right)^{1/2} \left( \int_{r_1=v}^{(1/2)(\cos \theta)^{-1}} r_1^{-1} \right)^{1/2}$$

thus

$$(12) \quad \int_{L_u} |f^* \phi_{S_Y} - \phi_{S_X}|_{S_X} dr_0 + \int_{R_u} |f^* \phi_{S_Y} - \phi_{S_X}|_{S_X} dr_1 \leq 4\beta^{1/2} \varepsilon^{-1/2} (\log(1/v))^{1/2}.$$

Since

$$\left| f_* \phi_{S_Y} \left( \frac{\partial}{\partial r_0} \right) - \phi_{S_X} \left( \frac{\partial}{\partial r_0} \right) \right| \leq |f^* \phi_{S_Y} - \phi_{S_X}|_{S_X}$$

on  $L_u$  and

$$\left| f_* \phi_{S_Y} \left( \frac{\partial}{\partial r_1} \right) - \phi_{S_X} \left( \frac{\partial}{\partial r_1} \right) \right| \leq |f^* \phi_{S_Y} - \phi_{S_X}|_{S_X}$$

on  $R_u$ , combining with Eq. (12) we obtain

$$(13) \quad \int_{L_u} \left| f_* \phi_{S_Y} \left( \frac{\partial}{\partial r_0} \right) - \phi_{S_X} \left( \frac{\partial}{\partial r_0} \right) \right| dr_0 + \int_{R_u} \left| f_* \phi_{S_Y} \left( \frac{\partial}{\partial r_1} \right) - \phi_{S_X} \left( \frac{\partial}{\partial r_1} \right) \right| dr_1 \leq 4\beta^{1/2} \varepsilon^{-1/2} (\log(1/v))^{1/2}.$$

For an appropriate 6th root of unity  $\zeta$ ,

$$\phi_{S_Y} \left( \frac{\partial}{\partial r_0} \right) = e^{iu} \zeta$$

on  $L_u$  and

$$\phi_{S_Y} \left( \frac{\partial}{\partial r_1} \right) = -e^{-iu} \zeta$$

on  $R_u$ . Plugging into Eq. (13) we have

$$\int_{L_u} \left| f_* \phi_{S_Y} \left( \frac{\partial}{\partial r_0} \right) - e^{iu} \zeta \right| dr_0 + \int_{R_u} \left| f_* \phi_{S_Y} \left( \frac{\partial}{\partial r_1} \right) + e^{-iu} \zeta \right| dr_1 \leq 4\beta^{1/2} \varepsilon^{-1/2} (\log(1/v))^{1/2}.$$

This means

$$(14) \quad \left| \int_{L_u \cup R_u} f^* \phi_{S_Y} - \int_{L_u} e^{iu} \zeta dr_0 - \int_{R_u} e^{-iu} \zeta dr_1 \right| \leq 4\beta^{1/2} \varepsilon^{-1/2} (\log(1/\nu))^{1/2}.$$

Note that when integrating over  $L_u \cup R_u$ , the orientation of  $R_u$  switches, hence there is a sign change. By construction of  $L_u$  and  $R_u$ ,

$$\int_{L_u} e^{iu} \zeta dr_0 = ((1/2)(\cos u)^{-1} - \nu) \zeta e^{iu}$$

and

$$\int_{R_u} e^{-iu} \zeta dr_1 = ((1/2)(\cos u)^{-1} - \nu) \zeta e^{-iu},$$

hence combining with Eq. (14) we obtain

$$(15) \quad \left| \zeta - \int_{L_u \cup R_u} f^* \phi_{S_Y} \right| \leq 4\beta^{1/2} \varepsilon^{-1/2} (\log(1/\nu))^{1/2} + 2\nu.$$

Pushing forward to  $Y$  we have

$$(16) \quad \left| \zeta - \int_{f(L_u \cup R_u)} \phi_{S_Y} \right| \leq 4\beta^{1/2} \varepsilon^{-1/2} (\log(1/\nu))^{1/2} + 2\nu.$$

From Eq. (15) we also have

$$\int_{L_u} \left| f^* \phi_{S_Y} \left( \frac{\partial}{\partial r_0} \right) \right| dr_0 + \int_{R_u} \left| f^* \phi_{S_Y} \left( \frac{\partial}{\partial r_1} \right) \right| dr_1 \leq 1 + 4\beta^{1/2} \varepsilon^{-1/2} (\log(1/\nu))^{1/2} + 2\nu.$$

The left-hand-side is the length of  $f(L_u \cup R_u)$  in the  $S_Y$ -metric. Hence,

$$(17) \quad \text{length}_{S_Y}(f(L_u \cup R_u)) \leq 1 + 4\beta^{1/2} \varepsilon^{-1/2} (\log(1/\nu))^{1/2} + 2\nu.$$

Now, let  $C_{0,r}$  be the circle of radius  $r$  around  $x_0$ , with respect to the  $S_X$ -metric. Similarly, let  $C_{1,r}$  be the circle of radius  $r$  around  $x_1$ , with respect to the  $S_X$ -metric. By assumption, for  $\nu < 1/4$  we have

$$\int_{r=\nu}^{2\nu} \int_{C_{0,r}} |f^* \phi_{S_Y} - \phi_{S_X}|_{S_X}^2 r_0 dr_0 d\theta_0 \leq \beta.$$

Therefore for some  $w \in [\nu, 2\nu]$ , we have

$$\int_{C_{0,w}} |f^* \phi_{S_Y} - \phi_{S_X}|_{S_X}^2 d\theta_0 \leq \beta \nu^{-2}.$$

By Cauchy-Schwarz,

$$\begin{aligned} \int_{C_{0,w}} |f^* \phi_{S_Y} - \phi_{S_X}|_{S_X} d\theta_0 &\leq \left( \int_{C_{0,w}} |f^* \phi_{S_Y} - \phi_{S_X}|_{S_X}^2 d\theta_0 \right)^{1/2} (2\pi\nu)^{1/2} \\ &\leq (2\pi)^{1/2} \nu^{-1/2} \beta^{1/2}. \end{aligned}$$

Moreover,

$$\left| \int_{C_{0,w}} \left| f^* \phi_{S_Y} \left( \frac{1}{r_0} \frac{\partial}{\partial \theta_0} \right) \right| d\theta_0 - \int_{C_{0,w}} \left| \phi_{S_X} \left( \frac{1}{r_0} \frac{\partial}{\partial \theta_0} \right) \right| d\theta_0 \right|$$

$$\begin{aligned}
 &\leq \int_{C_{0,w}} \left| f^* \phi_{S_Y} \left( \frac{1}{r_0} \frac{\partial}{\partial \theta_0} \right) - \phi_{S_X} \left( \frac{1}{r_0} \frac{\partial}{\partial \theta_0} \right) \right| d\theta_0 \\
 &\leq \int_{C_{0,w}} |f^* \phi_{S_Y} - \phi_{S_X}|_{S_X} d\theta_0 \\
 &\leq (2\pi)^{1/2} v^{-1/2} \beta^{1/2}
 \end{aligned}$$

Now,

$$\text{length}_{S_X}(C_{0,w}) = w \int_{C_{0,w}} \left| \phi_{S_X} \left( \frac{1}{r_0} \frac{\partial}{\partial \theta_0} \right) \right| d\theta_0$$

and

$$\text{length}_{S_Y}(f(C_{0,w})) = w \int_{C_{0,w}} \left| f^* \phi_{S_Y} \left( \frac{1}{r_0} \frac{\partial}{\partial \theta_0} \right) \right| d\theta_0.$$

Thus

$$2\pi w - (2\pi)^{1/2} v^{-1/2} \beta^{1/2} \leq \text{length}_{S_Y}(f(C_{0,w})) \leq 2\pi w + (2\pi)^{1/2} v^{-1/2} \beta^{1/2}.$$

Since  $w \in [v, 2v]$  and assuming  $\beta \leq v^4$ ,  $f(C_{0,w})$  is contained in  $B_{S_Y}(f(x_1), 20v)$ . Since  $f(C_{0,v})$  is enclosed by  $f(C_{0,w})$ ,  $f(C_{0,v})$  is also contained in  $B_{S_Y}(f(x_0), 20v)$ . Analogously, we may show that  $f(C_{1,v})$  is contained in  $B_{S_Y}(f(x_1), 20v)$ .

The arc  $L_u \cup R_u$  has two endpoints, one wherein  $r_0 = v$  and  $\theta_0 = u$ , which we label  $x_{0,u}$ , and the other wherein  $r_1 = v$  and  $\theta_1 = \pi - u$ , which we label  $x_{1,u}$ . Since  $f(x_{0,u})$  lies on  $f(C_{0,v})$  and  $f(x_{1,u})$  lies on  $f(C_{1,v})$ ,  $f(x_{0,u}) \in B_{S_Y}(f(x_0), 20v)$  and  $f(x_{1,u}) \in B_{S_Y}(f(x_1), 20v)$ . By Eq. (16) we have,

$$d_{S_Y}(f(x_0), f(x_1)) \leq 1 + 4\beta^{1/2} \varepsilon^{-1/2} (\log(1/v))^{1/2} + 50v,$$

so

$$\begin{aligned}
 d_{S_Y}(y_0, f(x_1)) &\leq d_{S_Y}(y_0, f(x_0)) + d_{S_Y}(f(x_0), f(x_1)) \\
 &\leq 1 + 4\beta^{1/2} \varepsilon^{-1/2} (\log(1/v))^{1/2} + 50v + \varepsilon.
 \end{aligned}$$

Let  $y_1$  be a vertex of  $S_Y$  nearest to  $f(x_1)$ . Since  $f(x_1)$  lies on a triangle in  $S_Y$ ,

$$(18) \quad d_{S_Y}(y_1, f(x_1)) \leq \sqrt{3}^{-1}.$$

Therefore

$$\begin{aligned}
 d_{S_Y}(y_0, y_1) &\leq d_{S_Y}(y_0, f(x_1)) + d_{S_Y}(y_1, f(x_1)) \\
 &\leq 1 + 4\beta^{1/2} \varepsilon^{-1/2} (\log(1/v))^{1/2} + 50v + \varepsilon + \sqrt{3}^{-1}.
 \end{aligned}$$

Choosing  $v$  later such that  $4\beta^{1/2} \varepsilon^{-1/2} (\log(1/v))^{1/2} + 50v + \varepsilon < 1/1000$ , we must have that either  $d_{S_Y}(y_0, y_1) = 0$  or  $d_{S_Y}(y_0, y_1) = 1$ . The former possibility is ruled out by Eq. (16), therefore the latter equation is true. This necessarily means that  $y_0$  and  $y_1$  are adjacent vertices on  $S_Y$ .

We must show that  $d(x_1, f(y_1)) \leq \tau(\varepsilon, \beta)$  and also find an edge of  $S_Y$  connecting  $y_0$  and  $y_1$ . To do this, letting  $q$  be a shortest path from  $f(x_1)$  to  $y_1$ , we have

$$(19) \quad d_{S_Y}(f(x_1), y_1) = \left| \int_q \phi_Y \right| \leq \sqrt{3}^{-1}$$

by Eq. (18). Let  $p$  be a shortest path from  $y_0$  to  $f(x_0)$  in  $S_Y$ . Then

$$(20) \quad \left| \int_p \phi_{S_Y} \right| \leq \varepsilon.$$

Let  $s_0$  be a shortest path from  $f(x_{0,u})$  to  $f(x_0)$  and  $s_1$  be a shortest path from  $f(x_{1,u})$  to  $f(x_1)$ . Finally, let  $t$  be a shortest path from  $y_0$  to  $y_1$  that is homotopic to the path  $p \cup s_0 \cup f(L_u \cup R_u) \cup s_1 \cup q$  (which also has the endpoints  $y_0$  and  $y_1$ ). By construction  $q$  is homotopic to  $t^{-1} \cup p \cup s_0 \cup f(L_u \cup R_u) \cup s_1$ , where here  $t^{-1}$  denotes the path  $t$  with the opposite orientation. So to compute

$$\int_q \phi_Y,$$

it suffices to compute

$$\int_{t^{-1} \cup p \cup s_0 \cup f(L_u \cup R_u) \cup s_1} \phi_Y = \int_p \phi_Y + \int_{s_0} \phi_Y + \int_{f(L_u \cup R_u)} \phi_Y + \int_t \phi_Y + \int_{s_1} \phi_Y.$$

Since  $s_0 \subset B(f(x_1), 20v)$ ,

$$(21) \quad \left| \int_{s_0} \phi_Y \right| \leq 20v.$$

Similarly,

$$(22) \quad \left| \int_{s_1} \phi_Y \right| \leq 20v.$$

From Eq. (16), Eq. (19), Eq. (20), Eq. (21) and Eq. (22), we have

$$\left| \zeta - \int_t \phi_Y \right| \leq 4\beta^{1/2}\varepsilon^{-1/2}(\log(1/v))^{1/2} + 50v + \varepsilon + \sqrt{3}^{-1}.$$

Since  $\int_t \phi_Y \in \mathbb{Z} + e^{\pi i/3}\mathbb{Z}$ , we must necessarily have  $\int_t \phi_Y = \zeta$ . Combining with Eq. (16), Eq. (20), Eq. (21) and Eq. (22) we obtain

$$\begin{aligned} d(y_1, f(x_1)) &= \left| \int_q \phi_Y \right| \\ &\leq \left| \int_{t^{-1} \cup p \cup s_0 \cup f(L_u \cup R_u) \cup s_1} \phi_Y \right| \\ &\leq 4\beta^{1/2}\varepsilon^{-1/2}(\log(1/v))^{1/2} + 50v + \varepsilon, \end{aligned}$$

as desired. Finally, since  $t$  is a shortest path from  $y_0$  to  $y_1$  and  $\int_t \phi_Y = \zeta$ ,  $t$  must be an edge which we denote  $e(y_0, y_1)$ .

It remains to show that  $f(e(x_0, x_1)) \subset B_{S_Y}(e(y_0, y_1), 10\tau(\varepsilon, \beta))$ . To do this, we have shown by Eq. (17) the existence of  $u \in [0, \varepsilon]$  such that

$$\text{length}_{S_Y}(f(L_u \cup R_u)) \leq 1 + 4\beta^{1/2}\varepsilon^{-1/2}(\log(1/v))^{1/2} + 2v.$$

Analogously, there exists  $u' \in [-\varepsilon, 0]$  such that

$$\text{length}_{S_Y}(f(L_{u'} \cup R_{u'})) \leq 1 + 4\beta^{1/2}\varepsilon^{-1/2}(\log(1/v))^{1/2} + 2v.$$

Since the endpoints of  $f(L_u \cup R_u)$  and  $f(L_{u'} \cup R_{u'})$  are contained in a  $20v$ -ball around  $f(x_0)$  or  $f(x_1)$  in the  $S_Y$ -metric, and  $f(x_0) \in B_{S_Y}(y_0, \varepsilon)$  while

$$f(x_1) \in B_{S_Y}(y_1, 4\beta^{1/2}\varepsilon^{-1/2}(\log(1/v))^{1/2} + 50v + \varepsilon),$$

both  $f(L_u \cup R_u)$  and  $f(L_{u'} \cup R_{u'})$  must be contained in

$$B_{S_Y}(e(y_0, y_1), 40\beta^{1/2}\varepsilon^{-1/2}(\log(1/v))^{1/2} + 500v + 10\varepsilon).$$

Since  $L_u \cup R_u$  and  $L_{u'} \cup R_{u'}$  along with arcs of  $C_{0,v}$  and  $C_{1,v}$  bound a closed simply connected region  $R$  in  $S_X$  such that  $e(x_0, x_1) \subset B_{S_X}(x_0, v) \cup R \cup B_{S_X}(x_1, v)$ ,

$$\begin{aligned} f(e(x_0, x_1)) &\subset f(B_{S_X}(x_0, v)) \cup f(R) \cup f(B_{S_X}(x_1, v)) \\ &\subset B_{S_Y}(f(x_0), 20v) \cup f(R) \cup B_{S_Y}(f(x_1), 20v). \end{aligned}$$

Therefore

$$f(e(x_0, x_1)) \subset B_{S_Y}(e(y_0, y_1), 40\beta^{1/2}\varepsilon^{-1/2}(\log(1/v))^{1/2} + 500v + 10\varepsilon)$$

as well. Finally, choosing  $v = \beta^{1/4}$  satisfies  $\beta \leq v^4$  and  $4\beta^{1/2}\varepsilon^{-1/2}(\log(1/v))^{1/2} + 50v + \varepsilon \leq 100\beta^{1/4}\varepsilon^{-1} + \varepsilon \leq 1/1000$ , which we assumed in the proof.  $\square$

**7.4. Faces.** In this section, we note that if vertices and edges of  $S_X$  are close to vertices and edges of  $S_Y$  under  $f$ , then so are the faces they bound.

**Lemma 7.8.** *Let  $0 < \varepsilon \leq 1/4$ . Suppose  $x_1, x_2, x_3 \in V(S_X)$  and  $y_1, y_2, y_3 \in V(S_Y)$  such that  $f(x_1) \in B_{S_Y}(y_1, \varepsilon)$ ,  $f(x_2) \in B_{S_Y}(y_2, \varepsilon)$ , and  $f(x_3) \in B_{S_Y}(y_3, \varepsilon)$ . Suppose  $x_1, x_2, x_3$  bound a triangle in  $S_X$  with edge  $e(x_i, x_j)$  connecting  $x_i$  and  $x_j$ . Suppose additionally that for each  $i, j \in \{1, 2, 3\}$  satisfying  $i \neq j$ , there is an edge  $e(y_i, y_j)$  in  $S_Y$  such that  $f(e(x_i, x_j)) \subset B_{S_Y}(e(y_i, y_j), \varepsilon)$ . Then  $y_1, y_2, y_3$  along with the  $e(y_i, y_j)$  bound a triangle in  $S_Y$ .*

*Proof.* First, we claim that  $f(e(x_i, x_j))$  and  $e(y_i, y_j)$  are homotopic relative to their boundaries in the quotient space  $S_Y / \cup_{i \in \{1, 2, 3\}} B_{S_Y}(y_i, \varepsilon)$ . This is true because by supposition they are homotopic relative to their boundaries in  $B_{S_Y}(e(y_i, y_j), \varepsilon) / (B_{S_Y}(y_i, \varepsilon) \cup B_{S_Y}(y_j, \varepsilon))$  which lies inside  $S_Y / \cup_{i \in \{1, 2, 3\}} B_{S_Y}(y_i, \varepsilon)$ . So  $f(e(x_1, x_2)) \cup f(e(x_2, x_3)) \cup f(e(x_3, x_1))$  and  $e(y_1, y_2) \cup e(y_2, y_3) \cup e(y_3, y_1)$  are freely homotopic to each other in  $S_Y / \cup_{i \in \{1, 2, 3\}} B_{S_Y}(y_i, \varepsilon)$ , which means they are also freely homotopic to each other in  $S_Y$ , since  $S_Y / \cup_{i \in \{1, 2, 3\}} B_{S_Y}(y_i, \varepsilon)$  and  $S_Y$  are homotopy equivalent. The curve  $f(e(x_1, x_2)) \cup f(e(x_2, x_3)) \cup f(e(x_3, x_1))$  is contractible since it is the image of  $e(x_1, x_2) \cup e(x_2, x_3) \cup e(x_3, x_1)$  (which bounds a triangle in  $S_X$ ) under  $f$  which is a diffeomorphism. Therefore  $e(y_1, y_2) \cup e(y_2, y_3) \cup e(y_3, y_1)$  is contractible in  $S_Y$ , which means that it bounds a triangle in  $S_Y$  with vertices  $y_1, y_2$  and  $y_3$ .  $\square$

**7.5. Parallelogram decomposition.** In this section, given  $S \in \text{Comb}_{\text{lb}}^T(\mathcal{H}_g)$ , we decompose  $S$  into parallelograms wherein each parallelogram contains a vertex of degree greater than 6. This decomposition applied to  $S_X$  will allow us to use Lemma 7.5 and Lemma 7.7 repeatedly to show in Section 7.6 that most edges of  $S_X$  are close to edges of  $S_Y$  under  $f$ .

To construct a parallelogram decomposition of  $S \in \text{Comb}_{\text{lb}}^T(\mathcal{H}_g)$ , we construct a 2-polytope  $B$  of which  $S$  is a refinement. The faces of  $B$  will be the parallelograms. To construct  $B$ , we first build a certain 1-complex  $A$  as follows. We do this by constructing 1-complexes  $A_0, A_1$  and  $A_2$  inductively and taking their union. First, we construct  $A_0$  to be the union of all edge trajectories in  $S$  of direction 1 starting from vertices of degree greater than 6. That is, we start by adding all vertices in  $V_{>6}(S)$  to  $A_0$ . Then, for any  $v \in V(S) \cap A_0$  and edge  $e(v, w)$  connecting  $v$  and  $w \in V(S)$  such that  $\zeta(e(v, w), v) = 1$ , we add  $e(v, w)$

and  $w$  to  $A_0$ . We repeat this inductive step until it is redundant to obtain a 1-complex  $A_0$ . Next, we construct  $A_1$  to be the union of all edge trajectories in  $S$  of direction  $e^{\pi i/3}$  starting from vertices of degree greater than 6, but the trajectories stop once they hit  $A_0$ . That is, we build  $A_1$  inductively by adding all vertices in  $V_{>6}(S)$  to  $A_1$ . At each inductive step, for each  $v \in ((V(S) \cap A_1) \setminus ((V(S) \cap A_0) \cap (V(S) \cap A_1))) \cup V_{>6}(S)$  and edge  $e(v, w)$  connecting  $v$  and  $w \in V(S)$  such that  $\zeta(e(v, w), v) = e^{\pi i/3}$ , we add  $e(v, w)$  and  $w$  to  $A_1$ . We repeat this inductive step until it is redundant, to obtain a 1-complex  $A_1$ . Finally, we construct  $A_2$  to be the union of all edge trajectories in  $S$  of direction  $-e^{\pi i/3}$  starting from vertices of degree greater than 6, but the trajectories stop once they hit  $A_0$ . That is, we build  $A_2$  inductively by adding all vertices in  $V_{>6}(S)$  to  $A_2$ . At each inductive step, for each  $v \in ((V(S) \cap A_2) \setminus ((V(S) \cap A_0) \cap (V(S) \cap A_2))) \cup V_{>6}(S)$  and edge  $e(v, w)$  connecting  $v$  and  $w \in V(S)$  such that  $\zeta(e(v, w), v) = -e^{\pi i/3}$ , we add  $e(v, w)$  and  $w$  to  $A_2$ . Now, let  $A = A_0 \cup A_1 \cup A_2$ . By construction  $A$  is a simplicial 1-complex such that each vertex of  $A$  has degree at least 2. Then  $A$  is naturally the 1-skeleton of a 2-polytope  $B$  which is homeomorphic to  $S$ . The vertices  $V(B)$  of  $B$  are the vertices  $x \in V(S) \cap A$  for which

- (1) there exists an edge  $e \in E(S) \cap A$  emanating from  $x$  such that  $\zeta(e, x) = 1$  or  $-1$  and
- (2) there exists an edge  $e \in E(S) \cap A$  emanating from  $x$  such that  $\zeta(e, x) = e^{\pi i/3}$  or  $-e^{\pi i/3}$ .

Two vertices  $v, w \in V(B)$  have an edge in  $E(B)$  between them if there exists a collection of vertices  $v_1, \dots, v_{k+1} \in V(S) \cap A$  and edges  $e_1, \dots, e_k \in E(S_X) \cap A$  such that

- (1)  $v_1 = v$  and  $v_{k+1} = w$ ,
- (2)  $e_i$  connects  $v_i$  to  $v_{i+1}$  for all  $i \in \{1, \dots, k\}$ ,
- (3)  $\zeta(e_i, v_i) = \zeta(e_{i+1}, v_{i+1})$  for all  $i \in \{1, \dots, k-1\}$  and
- (4)  $v_i \notin V(B)$  for  $i \neq 1, k+1$ .

Note that all edges of  $S$  contained in  $A$  are contained in some edge of  $B$ . The faces  $F(B)$  are the regions of  $S$  bounded by the edges in  $E(B)$  and vertices in  $V(B)$ .

**Lemma 7.9.** *The polytope  $B$  satisfies the following properties.*

- (1) If  $e \in E(S)$  is contained in an edge in  $E(B)$  and  $x \in V(S)$  is a vertex which is an endpoint of  $e$ , then  $\zeta(e, x) = 1, -1, e^{\pi i/3}$  or  $-e^{\pi i/3}$ .
- (2) If  $x \in V_{>6}(S)$  and  $e \in E(S)$  is an edge emanating from  $x$  satisfying  $\zeta(e, x) = 1, -1, e^{\pi i/3}$  or  $-e^{\pi i/3}$ , then  $e$  is contained in an edge in  $E(B)$ .
- (3) If  $x \in V(B)$  and  $e \in E(S)$  is an edge emanating from  $x$  satisfying  $\zeta(e, x) = 1$  or  $-1$ , then  $e$  is contained in an edge in  $E(B)$ .
- (4) Given two vertices  $x, y \in V(B)$  and a path  $\gamma$  from  $x$  to  $y$  on  $S$ ,  $\int_\gamma \phi_S \in 3\mathbb{Z} + 3e^{\pi i/3}\mathbb{Z}$ .

*Proof.* Property 1 is true because all edges of  $S$  contained in  $A_0$  have directional weights 1 or  $-1$ , and all edges of  $S$  contained in  $A_1$  and  $A_2$  have directional weights  $e^{\pi i/3}$  or  $-e^{\pi i/3}$ . All edges of  $S$  contained in an edge of  $B$  are contained in  $A = A_0 \cup A_1 \cup A_2$ .

To show property 2, let  $x \in V_{>6}(S)$ . If  $e$  is an edge of  $S$  emanating from  $x$  satisfying  $\zeta(e, x) = 1$  (resp.  $\zeta(e, x) = e^{\pi i/3}$  or  $\zeta(e, x) = -e^{\pi i/3}$ ), then  $e$  is added to  $A_0$  (resp.  $A_1$  or  $A_2$ ) in the first step of the inductive construction. So  $e$  is contained in  $A$ , therefore contained in an edge in  $E(B)$ . Now, we show property 2 in the case wherein  $\zeta(e, x) = -1$ . Since  $x \in V_{>6}(S)$ , there exists a sequence of vertices and edges  $x_0, \dots, x_k = x$  and  $e_1, \dots, e_k$  such that  $x_0 \in V_{>6}(S)$ ,  $e_i$  has endpoints  $x_{i-1}$  and  $x_i$ ,  $e_k = e$  and  $\zeta(e_i, x_{i-1}) = 1$ . (It is possible that  $x_0 = x$ .) Following the inductive construction of  $A_0$  starting from  $x_0$ , we see that  $e$  is

contained in  $A_0$  as well. So  $e$  is contained in  $A$ , therefore also contained in an edge in  $E(B)$ .

To show property 3, let  $x \in V(B)$  and suppose  $e$  is an edge emanating from  $x$  satisfying  $\zeta(e, x) = 1$ . Then  $x$  satisfies property 1 in the definition of  $V(B)$ , so  $x$  lies in  $A_0$ . Therefore, at some point in the inductive construction of  $A_0$ ,  $e$  is added to  $A_0$  as well, implying that  $e$  is contained in an edge of  $B$ . Now, suppose  $\zeta(e, x) = -1$ . Again,  $x$  lies in  $A_0$ . Assuming  $x \in V_{=6}(S)$  (the other case is covered by property 2),  $e$  is the only edge emanating from  $x$  satisfying  $\zeta(e, x) = -1$ , hence during the inductive construction of  $A_0$ ,  $x$  must have been added to  $A_0$  along with  $e$ . Therefore  $e$  lies in  $A_0$  which means  $e$  is contained in an edge of  $B$ .

Finally, we show property 4. Since  $S$  is a locally bounded combinatorial translation surface, property 4 is automatically true for  $x, y \in V_{>6}(S)$ . Now, suppose  $x \in V(B)$  and  $y \in V_{>6}(S)$ . By properties 1 and 2 in the definition of  $V(B)$ ,  $x$  is contained in both  $A_0$  and  $A_1 \cup A_2$ . By the inductive construction of  $A_0$ , there exists a sequence of vertices and edges  $x_0^0, \dots, x_k^0 = x$  and  $e_1^0, \dots, e_k^0$  such that  $x_0^0 \in V_{>6}(S)$ ,  $e_i^0$  has endpoints  $x_{i-1}^0$  and  $x_i^0$ , and  $\zeta(e_i^0, x_{i-1}^0) = 1$ . Now, assume  $x \in A_1$ . (The case where  $x \in A_2$  is analogous). By the inductive construction of  $A_1$ , there exists a sequence of vertices and edges  $x_0^1, \dots, x_j^1 = x$  and  $e_1^1, \dots, e_j^1$  such that  $x_0^1 \in V_{>6}(S)$ ,  $e_i^1$  has endpoints  $x_{i-1}^1$  and  $x_i^1$ , and  $\zeta(e_i^1, x_{i-1}^1) = e^{\pi i/3}$ . Let  $\gamma$  be the path from  $x_0^0$  to  $x_0^1$  first traversing along  $e_1^0, \dots, e_k^0$ , then traversing along  $e_j^1, \dots, e_1^1$ . Then  $\int_\gamma \phi_S = k - j e^{\pi i/3} \in 3\mathbb{Z} + 3e^{\pi i/3}\mathbb{Z}$ , hence  $k$  and  $j$  are both divisible by 3. In particular, letting  $\gamma_0$  be the path from  $x_0^0$  to  $x$  traversing along  $e_1^0, \dots, e_k^0$ , we have  $\int_{\gamma_0} \phi_S \in 3\mathbb{Z} + 3e^{\pi i/3}\mathbb{Z}$ . We already know that the integral of  $\phi_S$  over any path from  $x_0^0$  to  $y$  is in  $3\mathbb{Z} + 3e^{\pi i/3}\mathbb{Z}$ . Hence, this is true for  $x$  and  $y$  as well. Finally, in the case where  $x, y \in V(B)$ , we simply take an arbitrary  $z \in V_{>6}(S)$ , and since the integral of  $\phi_S$  over any path from  $x$  to  $z$  and  $y$  to  $z$  is in  $3\mathbb{Z} + 3e^{\pi i/3}\mathbb{Z}$ , so is the integral of  $\phi_S$  over any path from  $x$  to  $y$ .  $\square$

As a result, we have:

**Lemma 7.10.** *If  $R \in F(B)$  is a face of  $B$ , then  $R$  is a planar parallelogram with respect to the flat metric on  $S$ .*

The edges of  $R$  as a parallelogram need not correspond to edges of  $B$ ; they may be unions of edges of  $B$  in the same direction. Similarly,  $R$  may have more than four vertices of  $B$  in its boundary. We say that  $v \in V(B)$  is a corner vertex of  $R$  if two boundary edges of  $R$  meet at  $v$  in non-parallel directions.

*Proof of Lemma 7.10.* Suppose  $v \in V(B_X)$  is a corner vertex of  $R$ . Let  $b_1$  and  $b_2$  be the two corresponding edges of  $V(B)$  that lie on the boundary of  $R$  and meet at  $v$ . Note that  $b_1$  and  $b_2$  are both unions of edges of  $S$ . Let  $e_1 \subset b_1$  be the edge of  $S$  that emanates from  $v$  and  $e_2 \subset b_2$  be the edge of  $S$  that emanates from  $v$ . We assume  $b_1$  and  $b_2$  (or  $e_1$  and  $e_2$ ) are labelled so that the face  $R$  exists in the clockwise direction from  $b_1$  (or  $e_1$ ) with respect to the orientation on  $S$ .

We call an ordered pair of 6th roots of unity  $(\zeta_1, \zeta_2)$  an allowed pair if it is possible that  $\zeta(e_1, v) = \zeta_1$  and  $\zeta(e_2, v) = \zeta_2$ . First, we enumerate all the allowed pairs. Allowed pairs must have roots that are all 1,  $-1$ ,  $e^{\pi i/3}$ ,  $-e^{\pi i/3}$  by property 1 of Lemma 7.9. By property 2 of Lemma 7.9,  $(1, 1)$ ,  $(-1, -1)$ ,  $(e^{\pi i/3}, e^{\pi i/3})$ ,  $(-e^{\pi i/3}, -e^{\pi i/3})$ ,  $(1, e^{\pi i/3})$ ,  $(-1, -e^{\pi i/3})$ ,  $(e^{\pi i/3}, -e^{\pi i/3})$ ,  $(e^{\pi i/3}, -1)$ ,  $(-e^{\pi i/3}, e^{\pi i/3})$  and  $(-e^{\pi i/3}, 1)$  are not allowed pairs. Since  $v$  is a corner vertex of  $R$ ,  $(-1, 1)$  and  $(1, -1)$  are not allowed pairs. Therefore, the only allowed pairs are  $(1, -e^{\pi i/3})$ ,  $(-e^{\pi i/3}, -1)$ ,  $(-1, e^{\pi i/3})$  and  $(e^{\pi i/3}, 1)$ . So if  $\zeta(e_1, v) = 1$ ,

then  $\zeta(e_2, v) = -e^{\pi i/3}$ ; if  $\zeta(e_1, v) = -1$ , then  $\zeta(e_2, v) = e^{\pi i/3}$ ; if  $\zeta(e_1, v) = -e^{\pi i/3}$ , then  $\zeta(e_2, v) = -1$ ; and if  $\zeta(e_1, v) = e^{\pi i/3}$ , then  $\zeta(e_2, v) = 1$ . By property 1 of Lemma 7.9, the angle between  $e_1$  and  $e_2$  is  $2\pi/3$  in the first two cases and  $\pi/3$  in the last two cases.

So the direction of the boundary of  $R$  changes  $4n$  times for some  $n$ , alternating between a change in angle by  $\pi/3$  and  $2\pi/3$ . Applying Gauss-Bonnet to the flat metric: the total sum of turning angles around  $R$  is  $2\pi n$ . Since no vertices  $v \in V_{>6}(S)$  lie in the interior of  $R$  (by property 3 of Lemma 7.9),  $R$  is flat. Since the Euler characteristic of the interior of  $R$  can be  $2\pi$  at most, we must have  $n = 1$ . Therefore,  $R$  is a planar parallelogram, as desired.  $\square$

Given a parallelogram  $R \in F(B)$ , we define its length  $\ell(R)$  to be the length between two adjacent corner vertices along a component of the boundary of  $R$  in the direction 1 or  $-1$ . Similarly, we define its width  $w(R)$  to be the length between two adjacent corner vertices along a component of the boundary of  $R$  in the direction  $e^{\pi i/3}$  or  $-e^{\pi i/3}$ .

**Lemma 7.11.** *For all  $R \in F(B)$ ,  $\ell(R), w(R) \geq 3$ .*

*Proof.* This follows directly from property 4 of Lemma 7.9.  $\square$

We also have:

**Lemma 7.12.** *For all  $R \in F(B)$ ,  $R$  contains a corner vertex in  $V_{>6}(S)$ .*

*Proof.* Let  $x_0, \dots, x_k \in V(S)$  and  $e_1, \dots, e_k \in E(S)$  such that  $e_i$  is an edge between  $x_{i-1}$  and  $x_i$ , and  $\zeta(e_i, x_{i-1}) = e^{\pi i/3}$ . Suppose  $x_0, \dots, x_k$  and  $e_1, \dots, e_k$  correspond to a component of the boundary of  $R$  so that  $x_0$  and  $x_k$  are corner vertices of  $R$ . (In particular,  $x_0, x_k \in V(B)$ , so  $x_0, x_k \in A_0$  as well.) We claim that either  $x_0 \in V_{>6}(S)$  or  $x_k \in V_{>6}(S)$ . To see this, note first that for  $j \in \{1, \dots, k-1\}$ ,  $x_j \notin V(B)$  by property 3 of Lemma 7.9. Since  $x_0, \dots, x_k$  and  $e_1, \dots, e_k$  are in  $A$ , there are two possibilities: either they are in  $A_1$  or they are in  $A_2$ . In the first case we must have had  $x_0 \in ((V(S) \cap A_1) \setminus ((V(S) \cap A_0) \cap (V(S) \cap A_1))) \cup V_{>6}(S)$  at some point in the inductive construction of  $A_1$ ; since  $x_0 \in A_0$ , this means  $x_0 \in V_{>6}(S)$ . In the second case, we must have  $x_k \in ((V(S) \cap A_2) \setminus ((V(S) \cap A_0) \cap (V(S) \cap A_2))) \cup V_{>6}(S)$  at some point in the inductive construction of  $A_2$ ; since  $x_k \in A_0$ , this means  $x_k \in V_{>6}(S)$ .  $\square$

**Lemma 7.13.** *We have,  $|F(B)| \leq 12(g-1)$ .*

In other words, there are at most  $12(g-1)$  parallelograms in the decomposition of  $S$  we have constructed.

*Proof of Lemma 7.13.* Since  $S$  is a combinatorial translation surface, all vertices of  $S$  have degree a multiple of 6, so

$$\begin{aligned}
 (23) \quad \sum_{x \in V_{>6}(S)} \deg x &\leq -12|V(S)| + 4|E(S)| \\
 &= -12\chi(S) \\
 &\leq 24(g-1).
 \end{aligned}$$

By Lemma 7.12, the lemma follows.  $\square$

**7.6. Lower genus triangulated surface from parallelogram decomposition.** In Section 7.5, we constructed a parallelogram decomposition for combinatorial translation surfaces. The goal of this section is to apply this decomposition to  $S_X$  and show that for most of these parallelograms, vertices, edges and triangular faces in the parallelogram are mapped



under  $f$  to a small neighborhood of vertices, edges and triangular faces in an isomorphic parallelogram in  $S_Y$ . As a consequence, we will see that the part of  $S_X$  on which  $f$  is not close to a simplicial isomorphism is a lower genus surface.

Decompose  $S_X$  into parallelograms as in Section 7.5 and let  $B_X$  denote the polytope constructed in Section 7.5 applied to the combinatorial translation surface  $S_X$ . Enumerate the parallelograms in  $F(B_X)$  by  $R_1, \dots, R_N$ . Let  $E_0$  be the set of  $R_i$  which contain a vertex in  $V_X$ .

**Lemma 7.14.** *We have,  $N - |E_0| \leq 42\alpha_3g$ .*

*Proof.* By Lemma 7.5 we have that  $|V_{>6}(S_X) \setminus V_X| \leq \alpha_3g$ . Now, if  $R_i \notin E_0$ , then by Lemma 7.12  $R_i$  contains a vertex in  $V_{>6}(S_X) \setminus V_X$ , which means  $R_i$  also contains a triangle with a vertex belonging to  $V_{>6}(S_X) \setminus V_X$ . Since  $S_X$  is locally bounded, the number of such triangles is at most  $42\alpha_3g$ . Since the interiors of the  $R_i$  are all disjoint, at most  $42\alpha_3g$  number of  $R_i$  can contain such a triangle. The lemma follows.  $\square$

Let  $\delta \in \mathbb{N}$ , to be chosen later. Let  $E_1 \subset E_0$  be the subset of  $R_i$  in  $E_0$  which satisfy the additional property that  $\ell(R_i), w(R_i) \leq \delta(T/g)$ .

**Lemma 7.15.** *We have,  $|E_0| - |E_1| \leq \delta^{-1}g/2$ .*

*Proof.* If either  $\ell(R_i)$  or  $w(R_i)$  is greater than  $\delta(T/g)$ , then  $\text{area}_{S_X}(R_i) \geq (\sqrt{3}/2)\delta(T/g)$ . Since  $\text{area}_{S_X}(S_X) = (\sqrt{3}/4)T$ , there can be at most  $\delta^{-1}g/2$  such  $R_i$ .  $\square$

Let  $0 < \varepsilon_1 < 1/1000$  be sufficiently small, to be chosen later. Let  $E_2 \subset E_1$  be the subset of  $R_i$  in  $E_1$  which satisfies

$$\int_{B_{S_X}(R_i, 2+\varepsilon_1)} |f^* \phi_{S_Y} - \phi_{S_X}|^2 |\phi_{S_X}|^2 \leq (\varepsilon_1 \delta^{-1}/80)^8 (g/T)^{36}.$$

**Lemma 7.16.** *If  $R_i \in E_2$ , then  $R_i$  satisfies the following two properties:*

- (1) *If  $x \in V(S_X) \cap \overline{B_{S_X}(R_i, 2)}$ , then there exists a unique vertex  $y \in V(S_Y)$  (henceforth denoted  $\mathfrak{f}(x)$ ) such that  $f(x) \in B_{S_Y}(y, \varepsilon_1)$ .*
- (2) *If  $x_1, x_2 \in V(S_X) \cap \overline{B_{S_X}(R_i, 2)}$  and  $e(x_1, x_2) \in E(S_X) \cap R_i$  is an edge connecting  $x_1$  and  $x_2$ , there exists a unique edge  $e(\mathfrak{f}(x_1), \mathfrak{f}(x_2)) \in E(S_Y)$  (henceforth denoted  $\mathfrak{f}(e(x_1, x_2))$ ) connecting  $\mathfrak{f}(x_1)$  and  $\mathfrak{f}(x_2)$  such that  $f(e(x_1, x_2)) \subset B_{S_Y}(\mathfrak{f}(e(x_1, x_2)), \varepsilon_1)$ .*

**Remark 18.** The uniqueness condition in property 1 automatically follows from the existence condition in property 1 since any two distinct vertices in  $S_Y$  are at least distance 1 apart in the  $S_Y$ -metric. The uniqueness condition in property 2 automatically follows from property 1 and the existence condition in property 2 since two distinct vertices in  $S_Y$  can have at most one edge between them.

*Proof.* Suppose  $R_i \in E_2$  and does not satisfy one of the properties in the lemma statement. Let  $\xi = \varepsilon_1 \delta^{-1}/80$ . Note that since  $\delta > 1$  and  $g/T \leq 1/2$  by construction,

$$(24) \quad (g/T)(8 + 2\delta(T/g))\xi \leq \varepsilon_1/10.$$

Define  $\xi_k = (g/T)(1 + k)\xi$  and  $\beta = \xi^8(g/T)^{36}$ . It is easy to check that

$$(25) \quad \tau(\xi_k, \beta) \leq \xi_{k+1},$$

where  $\tau$  is as defined in Lemma 7.7. Now, since  $R_i \in E_1$ , there exists  $x \in V_X \cap \overline{R_i}$ . For any  $x' \in V(S_X) \cap \overline{B_{S_X}(R_i, 2)}$ , denote by  $d_G(x', x)$  the graph distance between  $x$  and  $x'$  with respect to the 1-skeleton of  $S_X$  intersected with  $\overline{B_{S_X}(R_i, 2)}$ . Note that for  $x' \in V(S_X) \cap \overline{B_{S_X}(R_i, 2)}$ ,

$$(26) \quad d_G(x, x') \leq 2\delta(T/g) + 4$$

as  $R_i \in E_0$ . By supposition, Eq. (24) and Eq. (26), there exist adjacent  $x_1, x_2 \in V(S_X) \cap \overline{B_{S_X}(R_i, 2)}$ , with edge  $e(x_1, x_2)$  between them in  $R_i$ , with a unique vertex  $y_1 \in V(S_Y)$  satisfying  $f(x_1) \in B_{S_Y}(y_1, \xi_{d_G(x_1, x)})$ , but either

(1) there does not exist a vertex  $y_2 \in V(S_Y)$  such that

$$f(x_2) \in B_{S_Y}(y_2, \xi_{d_G(x_1, x)+1})$$

or

(2) condition 1 holds but there does not exist an edge  $e(y_1, y_2) \in E(S_Y)$  connecting  $y_1$  and  $y_2$  such that  $f(e(x_1, x_2)) \subset B_{S_Y}(e(y_1, y_2), 10\xi_{d_G(x_1, x)+1})$ .

Then by Lemma 7.7

$$(27) \quad \int_{B_{S_X}(e(x_1, x_2), \xi_{d_G(x_1, x)})} |f^* \phi_{S_Y} - \phi_{S_X}|^2 |\phi_{S_X}|^2 > \beta.$$

(Note that Lemma 7.7 requires  $\beta$  to be sufficiently small compared to  $\xi_{d_G(x_1, x)}$  which holds in this case because of Eq. (24), Eq. (25) and Eq. (26) combined.) Eq. (27) implies that

$$\begin{aligned} \int_{B_{S_X}(R_i, 2+\varepsilon_1)} |f^* \phi_{S_Y} - \phi_{S_X}|^2 |\phi_{S_X}|^2 &> \beta \\ &= \xi^8 (g/T)^{36} \\ &= (\varepsilon_1 \delta^{-1} / 80)^8 (g/T)^{36}. \end{aligned}$$

Therefore  $R_i \notin E_2$ , which is a contradiction.  $\square$

**Lemma 7.17.** *We have,  $|E_1| - |E_2| \leq 10^5 (\varepsilon_1 \delta^{-1} / 80)^{-8} \alpha_2 (g/T)^{\kappa_4 - 36} g$ .*

*Proof.* By Eq. (7),

$$\int_X |f^* \phi_{S_Y} - \phi_{S_X}|^2 |\phi_{S_X}|^2 \leq \alpha_2 (g/T)^{\kappa_4} g.$$

By definition, if  $R_i \in E_1 \setminus E_2$ ,

$$\int_{B_{S_X}(R_i, 2+\varepsilon_1)} |f^* \phi_{S_Y} - \phi_{S_X}|^2 |\phi_{S_X}|^2 \geq (\varepsilon_1 \delta^{-1} / 80)^8 (g/T)^{36}.$$

Since  $S_X \in \text{Comb}_{\text{lb}}^T(\mathcal{H}_g)$ , degrees of vertices in  $S_X$  are bounded above by 42 and distances between distinct vertices of degree  $\neq 6$  are bounded below by 3. Therefore, any radius  $2 + \varepsilon_1$ -ball in the flat metric on  $S_X$  centered at a vertex of  $S_X$  nontrivially intersects at most  $10^5$  vertices, edges and triangles. Combined with the fact that the  $R_i$ s are disjoint, this means any point in  $S_X$  is contained in at most  $10^5$  of the  $B_{S_X}(R_i, 2 + \varepsilon_1)$ . The lemma follows.  $\square$

Denote by  $G_X$  the 2-subcomplex of  $S_X$  given by  $\cup_{R_i \in E_2} ST(ST(R_i))$ .

**Lemma 7.18.** *There exists a 2-subcomplex  $G_Y$  of  $S_Y$  along with a simplicial map  $\mathfrak{f}: G_X \rightarrow G_Y$  such that*

- (1)  $\mathfrak{f}$  is an isomorphism,
- (2) for every vertex  $x \in V(G_X)$ ,  $f(x) \in B_{S_Y}(\mathfrak{f}(x), \varepsilon_1)$ , and

- (3) for every edge  $e \in E(G_X)$ ,  $f(e) \subset B_{S_Y}(\mathfrak{f}(e), \varepsilon_1)$  and  
 (4) for every triangular face  $t \in F(G, X)$ ,  $f(t) \subset B_{S_Y}(\mathfrak{f}(t), \varepsilon_1)$ .

*Proof.* In Lemma 7.16 we already constructed  $\mathfrak{f}$  on vertices and edges of  $G_X$ . By Lemma 7.8,  $\mathfrak{f}$  extends to faces of  $G_X$  as well, is a simplicial map, and satisfies conditions 2, 3 and 4 in the statement of the lemma. We show now that  $\mathfrak{f}$  is injective onto its image. Suppose the contrary. Then there are distinct triangular faces  $t_{X,1}, t_{X,2} \in F(G_X)$  such that  $\mathfrak{f}(t_{X,1}) = \mathfrak{f}(t_{X,2}) = t_Y \in F(S_Y)$ . Conditions 2 and 3 imply that  $f(\partial t_{X,1}), f(\partial t_{X,2}) \subset B_{S_Y}(\partial t_Y, \varepsilon_1)$  while condition 4 implies that  $f(t_{X,1}), f(t_{X,2}) \subset B_{S_Y}(t_Y, \varepsilon_1)$ . As a result the intersection  $f(\text{interior}(t_{X,1})) \cap f(\text{interior}(t_{X,2}))$  must be nonempty. However, this implies  $f$  is not injective, which is a contradiction. Therefore  $\mathfrak{f}$  is injective onto its image. Define  $G_Y = \mathfrak{f}(G_X)$ . The lemma follows.  $\square$

Denote by  $V_{\text{cor}}(F(B_X) \setminus E_2)$  the collection of corner vertices of  $R_i$  over all  $R_i \in F(B_X) \setminus E_2$ . From  $\cup_{R_i \in E_2} R_i$ , remove stars of all vertices in  $V_{\text{cor}}(F(B_X) \setminus E_2) \cap \partial(\cup_{R_i \in E_2} R_i)$  (i.e. boundary vertices that are also in  $V_{\text{cor}}(F(B_X) \setminus E_2)$ ), to obtain a simplicial 2-complex  $G'_X$ . (By Lemma 7.11, these stars are all disjoint.) Let  $J_X = \overline{S_X \setminus G'_X}$ . Also, define  $G'_Y = \mathfrak{f}(G'_X)$ , and  $J_Y = \overline{S_Y \setminus G'_Y}$ . By construction and Lemma 7.11, we have the following lemma.

**Lemma 7.19.** *Each connected component of the simplicial complexes  $G'_X$ ,  $G'_Y$ ,  $J_X$  and  $J_Y$  is a triangulated surface with boundary. Moreover, suppose  $x$  is a vertex of  $G'_X$  lying on  $\partial G'_X$ . Then the  $ST(ST(x))$  (in  $S_X$ ) is contained in  $G_X$  and  $ST(ST(\mathfrak{f}(x)))$  (in  $S_Y$ ) is contained in  $G_Y$ . Finally,  $\overline{S_X \setminus (\cup_{R_i \in E_2} R_i)}$  is homotopy equivalent to  $J_X$ .*

*Proof.* First, we show that each connected component of  $G'_X$  is a triangulated surface with boundary. To do this it suffices to show that each vertex in  $V(B_X)$  lying on  $\partial G'_X$  has a neighborhood in  $G'_X$  homeomorphic to a half-disk. (Neighborhoods of the other boundary points are automatically homeomorphic to half-disks by construction.) Suppose the contrary. Then  $\partial G'_X$  contains a vertex  $v \in V(B_X)$  such that at least three edges  $e_1, e_2, e_3$  emanating from  $v$  are contained in  $\partial G'_X$ . By property 4 of Lemma 7.9,  $v$  is not contained in the closed star of any other vertex in  $V(B_X)$ , so  $e_1, e_2$  and  $e_3$  are contained in edges in  $E(B_X)$ . Suppose  $v \notin V_{>6}(S_X)$ . Then by properties 1 and 2 of Lemma 7.9,  $v$  is a corner vertex of all parallelograms that contain it, which means that  $v \in V_{\text{cor}}(F(B_X) \setminus E_2)$ . This is a contradiction. On the other hand, suppose  $v \in V_{=6}(S_X)$ . Then since the three edges  $e_1, e_2, e_3$  in  $\partial G'_X$  emanate from  $v$ , by property 1 of Lemma 7.9 at least two of the edges point in non-parallel directions. So  $v$  is the corner vertex for some parallelogram in  $F(B_X) \setminus E_2$ , which is again a contradiction. Thus, connected components of  $G'_X$  are triangulated surfaces with boundary. Since  $J_X = \overline{S_X \setminus G'_X}$ , connected components of  $J_X$  are also triangulated surfaces with boundary. Since  $G'_Y \simeq G'_X$  and  $J_Y = \overline{S_Y \setminus G'_Y}$ , connected components of  $G'_Y$  and  $J_Y$  are triangulated surfaces with boundary as well.

Next, since  $G_X = \cup_{R_i \in E_2} ST(ST(R_i))$  and  $G'_X \subset \cup_{R_i \in E_2} R_i$ ,  $ST(ST(G'_X)) \subset G_X$ . Since  $\mathfrak{f}: G_X \rightarrow G_Y$  is an isomorphism,  $ST(ST(\mathfrak{f}(G'_X))) \subset G_Y$ .

Finally, we show the last statement in the lemma. The subcomplex  $J_X$  is obtained by adding the closed star of some boundary vertices of  $\overline{S_X \setminus (\cup_{R_i \in E_2} R_i)}$  to it. These additions are all disjoint and deformation retract onto the boundary of  $\overline{S_X \setminus (\cup_{R_i \in E_2} R_i)}$ , hence  $J_X$  deformation retracts onto  $\overline{S_X \setminus (\cup_{R_i \in E_2} R_i)}$ .  $\square$

Now, suppose  $J_X$  has  $n$  connected components, with the  $i$ th boundary component  $J_X^i$  homeomorphic to  $S_{h_i, b_i}$ . Fix a marking  $S_{h_i, b_i} \rightarrow J_X^i$ . By Lemma 7.18, since  $\partial J_X^i \subset G_X$ ,  $f$

maps  $J_X^i$  into an  $\varepsilon_1$ -neighborhood (in the  $S_Y$ -metric) of a connected component of  $J_Y$  that we label  $J_Y^i$ . The  $\varepsilon_1$ -neighborhood of  $J_Y^i$  is isotopic to  $J_Y^i$  in  $S_Y$ , giving a natural homeomorphism from  $J_X^i$  to  $J_Y^i$  which endows  $J_Y^i$  with a marking as well. Since  $f$  is a homeomorphism from  $X$  to  $Y$  which takes  $G'_X$  into an  $\varepsilon_1$ -neighborhood of  $G'_Y$  (in the  $S_Y$ -metric) which is isotopic to  $G'_Y$  in  $S_Y$ ,  $J_X$  and  $J_Y$  are homeomorphic as well so all connected components of  $J_Y$  arise in the manner described.

**Lemma 7.20.** *The Euler characteristic of  $J_X$  satisfies  $\chi(J_X) \geq -\alpha_4 g$  where*

$$\alpha_4 = 96(42\alpha_3 + \delta^{-1}/2 + 10^5(\varepsilon_1\delta^{-1}/80)^{-8}\alpha_2(g/T)^{\kappa_4-36}).$$

*Similarly,  $\chi(J_Y) \geq -\alpha_4 g$ . Moreover,  $J_X$  and  $J_Y$  each have at most  $\alpha_4 g$  connected components.*

*Proof.* By Lemma 7.14, Lemma 7.15 and Lemma 7.17,

$$(28) \quad \begin{aligned} |F(B_X) \setminus E_2| &= N - |E_2| \\ &\leq (42\alpha_3 + \delta^{-1}/2 + 10^5(\varepsilon_1\delta^{-1}/80)^{-8}\alpha_2(g/T)^{\kappa_4-36})g. \end{aligned}$$

Now,  $\overline{S_X \setminus (\cup_{R_i \in E_2} R_i)}$  is naturally a subpolytope of  $B_X$ . We denote this subpolytope by  $B'_X$ . The vertices of  $B'_X$  (denoted  $V(B'_X)$ ) are the vertices of  $B_X$  in  $\overline{S_X \setminus (\cup_{R_i \in E_2} R_i)}$ , the edges of  $B'_X$  (denoted  $E(B'_X)$ ) are the edges of  $B_X$  in  $\overline{S_X \setminus (\cup_{R_i \in E_2} R_i)}$ , and the faces of  $B'_X$  are the  $R_i \in F(B_X) \setminus E_2$ .

Given a vertex  $v \in V(B'_X)$ , let the degree of  $v$  in  $B'_X$  denote the number of edges of  $B'_X$  emanating from it (with loops contributing 2 to the degree). Denote by  $V_{=2}(B'_X)$  the set of vertices of  $B'_X$  that have degree 2 in  $B'_X$ , and  $V_{>2}(B'_X)$  the set of vertices of  $B'_X$  that have degree strictly greater than 2 in  $B'_X$ .

We claim that  $V_{>2}(B'_X) \subset V_{\text{cor}}(F(B_X) \setminus E_2)$ . To see this, note that if  $v \in V_{>2}(B'_X)$  and  $v \in V_{>6}(S_X)$ , then by properties 1 and 2 of Lemma 7.9,  $v$  is a corner vertex of one of the  $R_i$  in  $F(B_X) \setminus E_2$ . If  $v \in V_{>2}(B'_X)$  and  $v \in V_{=6}(S_X)$ , then  $v$  has unique edges  $e_1, e_2, e_3$  and  $e_4$  in  $E(S_X)$  emanating from  $v$  satisfying  $\zeta(e_1, v) = 1, \zeta(e_2, v) = -1, \zeta(e_3, v) = e^{\pi i/3}$  and  $\zeta(e_4, v) = -e^{\pi i/3}$ . By property 3 of Lemma 7.9,  $e_1$  and  $e_2$  are contained in edges of  $E(B'_X)$ . Since  $v \in V_{>2}(B'_X)$ , either  $e_3$  or  $e_4$  is contained in an edge of  $E(B'_X)$ ; in either case,  $v$  is a corner vertex of some  $R_i$  in  $F(B_X) \setminus E_2$ .

Since each  $R_i$  has at most 4 corner vertices, there are at most

$$4(42\alpha_3 + \delta^{-1}/2 + 10^5(\varepsilon_1\delta^{-1}/80)^{-8}\alpha_2(g/T)^{\kappa_4-36})g$$

vertices in  $V_{>2}(B'_X)$ . The total number of pairs  $(e, v)$  where  $v \in V_{=2}(B'_X)$  and  $e \in E(B'_X)$  is an edge emanating from  $v$  is at most  $2|V_{=2}(B'_X)|$ . The total number of pairs  $(e, v)$  where  $v \in V_{>2}(B'_X)$  and  $e \in E(B'_X)$  is an edge emanating from  $v$  is at most  $42|V_{>2}(B'_X)|$  because all vertices of  $S_X$  have degree at most 42 in  $S_X$ . So the total number of edges in  $B'_X$  is at most  $|V_{=2}(B'_X)| + 24|V_{>2}(B'_X)|$ . Thus,

$$\begin{aligned} \chi(B'_X) &\geq |V(B'_X)| - |E(B'_X)| \\ &\geq -24|V_{>2}(B'_X)| \\ &\geq -96(42\alpha_3 + \delta^{-1}/2 + 10^5(\varepsilon_1\delta^{-1}/80)^{-8}\alpha_2(g/T)^{\kappa_4-36})g \\ &= -\alpha_4 g. \end{aligned}$$

By Lemma 7.19,  $B'_X$  and  $J_X$  are homotopy equivalent, so  $\chi(J_X) \geq -\alpha_4 g$ . Since  $G'_X$  is a triangulated surface with boundary, the Euler characteristic of  $\chi(G'_X)$  is at most  $\chi(S_X) + \alpha_4 g$ .

Since  $G'_X$  and  $G'_Y$  are homeomorphic as are  $S_X$  and  $S_Y$ ,  $\chi(G'_Y) = \chi(G'_X)$  and  $\chi(J_Y) = \chi(J_X)$ . The number of connected components of  $J_X$  is at most  $|F(B_X) \setminus E_2|$  since each face in  $F(B_X) \setminus E_2$  belongs to at most one connected component. Hence this number, along with the number of connected components of  $J_Y$ , is at most  $\alpha_4 g$ .  $\square$

Since the  $J_X^i$  and  $J_Y^i$  are marked triangulated surfaces of genus  $h_i$  with  $b_i$  boundary components, by Proposition 2.6, their conformal doubles each admit canonical triangulations. Denote these canonical triangulations by  $K_X^i$  and  $K_Y^i$ , respectively. The markings on  $J_X^i$  and  $J_Y^i$  give markings on their doubles as well, so  $K_X^i$  and  $K_Y^i$  are marked triangulated surfaces (without boundary) of genus  $g_i = 2h_i + b_i - 1$ .

**Lemma 7.21.** *We have,*

$$\sum_{i=1}^n g_i \leq \alpha_5 g$$

where  $g_i$  denotes the genus of  $K_X^i$  which is equal to the genus of  $K_Y^i$ . Here,  $\alpha_5 = 2\alpha_4$ .

*Proof.* By Lemma 7.20,  $\chi(K_X) = 2\chi(J_X) \geq -2\alpha_4 g$ . Now,  $\chi(K_X^i) = 2 - 2g_i$ , so

$$\begin{aligned} 2n - 2 \sum_{i=1}^n g_i &= \chi(K_X) \\ &\geq -2\alpha_4 g. \end{aligned}$$

Since  $n \leq \alpha_4 g$  by Lemma 7.20, we have

$$\sum_{i=1}^n g_i \leq 2\alpha_4 g$$

as desired.  $\square$

Next, we bound the number of vertices of  $K_X$  and  $K_Y$  that have degree not equal to 6.

**Lemma 7.22.** *We have,  $|V_{\neq 6}(K_X)| \leq \alpha_6 g$  and  $|V_{\neq 6}(K_Y)| \leq \alpha_6 g$  where  $\alpha_6 = 500\alpha_4$ .*

*Proof.* First, we compute  $|V_{<6}(K_X)|$ . Since  $K_X$  is the double of  $J_X$  and  $J_X$  is a subset of  $S_X$  (which, being in  $\text{Comb}^T(\mathcal{H}_g)$ , does not have any vertices of degree strictly less than 6), all vertices of  $K_X$  of degree less than 6 must lie on  $\partial J_X \subset K_X$ . Such a vertex will have degree less than 4 considered as a vertex of  $J_X$ , so it suffices to compute the number of vertices in  $\partial J_X$  that have degree strictly less than 4 in  $J_X$ . Denote by  $V_{<4}(\partial J_X)$  the set of vertices in  $\partial J_X$  that have degree strictly less than 4 in  $J_X$ . (Recall that degree for a vertex in a triangulated surface with boundary is defined as the number of edges emanating from the vertex, which for a vertex on the boundary, is different from the number of faces containing the vertex.)

Since  $J_X = \overline{S_X \setminus G'_X}$  and  $G'_X$  was created by removing stars of boundary vertices of  $\cup_{R_i \in E_2} R_i$  that are also in  $V_{\text{cor}}(F(B_X) \setminus E_2)$ , any vertex in  $V_{<4}(\partial J_X)$  is either in  $V_{\text{cor}}(F(B_X) \setminus E_2)$  or adjacent to a vertex in  $V_{\text{cor}}(F(B_X) \setminus E_2)$ . Since by Eq. (28),

$$\begin{aligned} |V_{\text{cor}}(F(B_X) \setminus E_2)| &\leq 4|F(B_X) \setminus E_2| \\ &\leq \alpha_4 g \end{aligned}$$

and each vertex in  $J_X$  has degree at most 42,  $|V_{<4}(\partial J_X)| \leq 43\alpha_4 g$ . Therefore

$$(29) \quad |V_{<6}(K_X)| \leq 43\alpha_4 g$$

as well. Note that

$$\begin{aligned}\chi(K_X) &= |V(K_X)| - |E(K_X)| + |F(K_X)| \\ &= |V(K_X)| - (1/3)|E(K_X)|.\end{aligned}$$

Since there are at least  $3|V_{=6}(K_X)| + (7/2)|V_{>6}(K_X)|$  edges in  $K_X$ ,  $\chi(K_X) \leq |V_{<6}(K_X)| - (1/6)|V_{>6}(K_X)|$  which means  $|V_{>6}(K_X)| \leq -6\chi(K_X) + 6|V_{<6}(K_X)|$ . From Lemma 7.21 and Eq. (29), we obtain

$$\begin{aligned}|V_{\neq 6}(K_X)| &\leq |V_{<6}(K_X)| + |V_{>6}(K_X)| \\ &\leq 500\alpha_4 g.\end{aligned}$$

Since  $\partial J_X$  is identified with  $\partial J_Y$ , a similar argument shows that  $|V_{<6}(K_Y)| \leq 43\alpha_4 g$ . Since  $\chi(K_X) = \chi(K_Y)$ , we obtain  $|V_{\neq 6}(K_Y)| \leq 500\alpha_4 g$  too.  $\square$

**7.7. Quasiconformal extension on a triangulated surface.** The goal of this section is to show:

**Lemma 7.23.** *There exists a universal constant  $C$  such that  $d_T(K_X^i, K_Y^i) \leq C$  for all  $i$  satisfying  $g_i \geq 2$ .*

We will do this by using the quasiconformal extension results from Section 3.4.

To show Lemma 7.23, it suffices to show the existence of a  $C$ -quasiconformal map of marked surfaces between  $J_X$  and  $J_Y$  that takes  $\partial J_X$  to  $\partial J_Y$ , as gluing would then give a  $C$ -quasiconformal map  $K_X$  to  $K_Y$  as desired. Restricting this map to each connected component would then give the lemma statement.

Observe that  $\partial J_X \subset G_X$ . So by Lemma 7.18,  $f(\partial J_X) \subset B_{S_Y}(f(\partial J_X), \varepsilon_1) = B_{S_Y}(\partial J_Y, \varepsilon_1)$ . Recall that  $\varepsilon_1 < 1/1000$ .

We construct a  $C$ -quasiconformal map  $H$  from  $f(J_X)$  to  $J_Y$ . Since  $f$  is  $C$ -quasiconformal, this implies the existence of the desired  $C$ -quasiconformal map from  $J_X$  to  $J_Y$ . On

$$f(J_X) \setminus (f(J_X) \cap B_{S_Y}(\partial J_Y, 1/4)),$$

which by Lemma 7.18 may be identified with

$$J_Y \setminus (J_Y \cap B_{S_Y}(\partial J_Y, 1/4)),$$

we let  $H$  be the identity. It remains to define  $H$  from

$$f(J_X) \cap B_{S_Y}(\partial J_Y, 1/4)$$

to

$$J_Y \cap B_{S_Y}(\partial J_Y, 1/4).$$

We consider the neighborhood around each boundary component  $\partial^k J_Y$  of  $J_Y$  separately. Let  $y_1, \dots, y_n$  be the vertices of  $\partial^k J_Y$  in cyclic order, and let  $e(y_i, y_{i+1})$  be the edge between vertices  $y_i$  and  $y_{i+1}$  (with  $e(y_n, y_0)$  the edge between  $y_n$  and  $y_0$ ). Let  $m_i$  be the midpoint of  $e(y_i, y_{i+1})$ . The surface  $J_Y \cap B_{S_Y}(\partial^k J_Y, 1/4)$  has two boundary components. One is  $\partial^k J_Y$ , and the other we denote  $\partial_{1/4}^k J_Y$ . Denote by  $p_i$  the perpendicular bisector of  $e(y_i, y_{i+1})$ , extended until it hits  $\partial_{1/4}^k J_Y$  at a point  $m'_i$ . Doing this for all the  $e(y_i, y_{i+1})$  on  $\partial^k J_Y$ , we divide

$$J_Y \cap B_{S_Y}(\partial^k J_Y, 1/4)$$

into quadrilaterals  $A_i$  each containing vertex  $y_i$ . Note that  $A_i$  is contained in the closed star of  $y_i$  that we call  $ST(y_i)$ . By Lemma 7.19,  $ST(y_i) \subset G_Y$ .

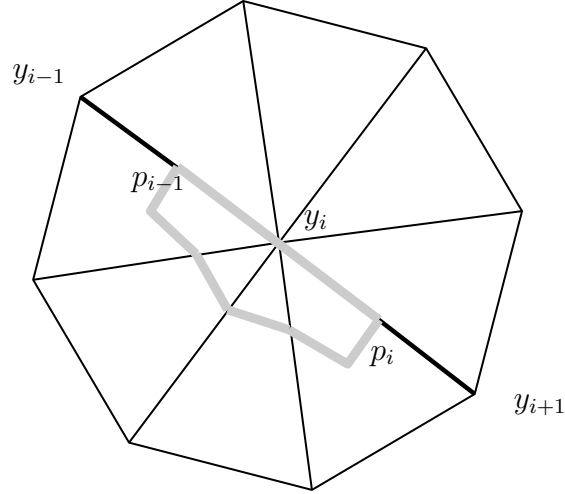


FIGURE 8.  $ST(y_i)$  for a degree 8 vertex  $y_i \in V(S_Y)$  with  $\partial J_Y$  in bold and  $\partial A_i$  in gray. Triangles are equilateral triangles, which is not depicted in the figure.

Since  $\partial J_Y$  is identified with  $\partial J_X$ , we label boundary components of  $\partial J_X$  such that  $\partial^k J_X$  is identified with  $\partial^k J_Y$ . We also label the boundary components of  $\partial f(J_X)$  so that  $\partial^k f(J_X) = f(\partial^k J_X)$ . Now,

$$f(J_X) \cap B_{S_Y}(\partial^k J_Y, 1/4),$$

has two boundary components. One of them is  $\partial^k f(J_X)$ , the other we label  $\partial_{1/4}^k f(J_X)$ . The point  $m'_i$  exists on  $\partial_{1/4}^k f(J_X)$  since it is identified with  $\partial_{1/4}^k J_Y$ . We let  $q_i$  be the shortest straight line from  $m'_i$  to  $\partial^k f(J_X)$ . The  $q_i$  divide  $f(J_X) \cap B_{S_Y}(\partial^k J_Y, 1/4)$  into quadrilaterals  $B_i$  each a subset of  $ST(y_i)$ . Since  $\partial_{1/4}^k f(J_X) \subset B_{S_Y}(\partial^k J_Y, \varepsilon_1)$ ,  $B_i \subset B_{S_Y}(y_i, 9/10)$ .

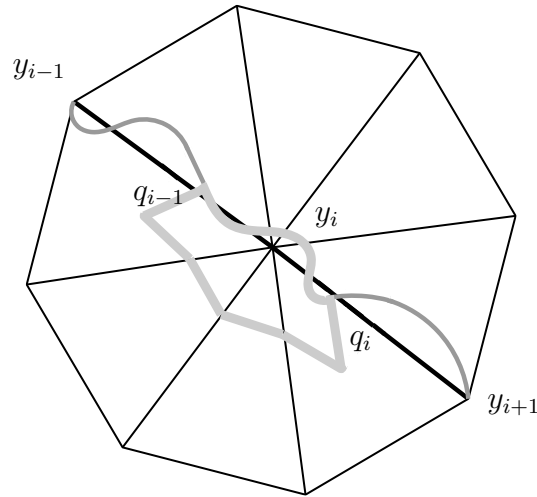


FIGURE 9.  $ST(y_i)$  for a degree 8 vertex  $y_i \in V(S_Y)$  with  $\partial J_Y$  in bold,  $\partial f(J_X)$  in dark gray and  $\partial B_i$  in gray. Triangles are equilateral triangles, which is not depicted in the figure.

The region  $B_{S_Y}(ST(ST(y_i)), \varepsilon_1)$  is a Riemann surface with boundary homeomorphic to the closed unit disk, equipped with the  $S_Y$ -metric. It admits a map to the closed unit disk that

is quasiconformal and bi-Lipschitz with respect to the  $S_Y$  metric on  $B_{S_Y}(ST(ST(y_i)), \varepsilon_1)$  and the Euclidean metric on the closed unit disk. Since degrees of vertices of  $S_Y$  are at most 42, there are a bounded number of choices for  $B_{S_Y}(ST(ST(y_i)), \varepsilon_1)$ .

**Lemma 7.24.** *The curves  $\partial A_i$  and  $\partial B_i$  are  $C$ -bounded turning in  $B_{S_Y}(ST(ST(y_i)), \varepsilon_1)$  for a universal constant  $C$ .*

*Proof.* It is evident that  $\partial A_i$  is  $C$ -bounded-turning, as  $\partial A_i$  consists of a bounded number of straight lines with lengths bounded above and below by constants and angles between them bounded below by a constant. We now show that  $\partial B_i$  is  $C$ -bounded-turning. To do this, it suffices to show that for  $x, y, z \in \partial B_i$ ,

$$(30) \quad d_{S_Y}(x, y) + d_{S_Y}(y, z) \leq C d_{S_Y}(x, z).$$

We may divide  $\partial B_i$  into four components. Two components are  $q_{i-1}$  and  $q_i$ . Another component is contained in  $\partial^k f(J_X)$ ; we label this component  $\partial_0 B_i$ . The final component is contained in  $\partial_{1/4}^k J_Y$ ; we label this component  $\partial_{1/4} B_i$ . Note that  $q_{i-1}$  and  $q_i$  are straight lines, while  $\partial_{1/4} B_i$  consist of a bounded number of straight lines lengths bounded below with angles between them bounded below by a constant. So if  $x, y, z \in q_i \cup q_{i-1} \cup \partial_{1/4} B_i$ , Eq. (30) is satisfied.

Let us consider the case where  $x, y, z \in \partial_0 B_i$ . Let  $x_i = \mathfrak{f}^{-1}(y_i)$ , and  $e(x_i, x_{i+1}) = \mathfrak{f}^{-1}(e(y_i, y_{i+1}))$ . The region  $ST(ST(x_i))$  is a Riemann surface with boundary, equipped with the  $S_X$ -metric. It admits a homeomorphism to the closed unit disk that is quasiconformal and bi-Lipschitz with respect to the  $S_X$  metric on  $ST(ST(x_i))$  and the Euclidean metric on the closed unit disk. Since degrees of vertices of  $S_X$  are at most 42, there are a bounded number of choices for  $ST(ST(x_i))$ . By Lemma 7.18 and Lemma 7.19,  $f(ST(ST(x_i))) \subset B_{S_Y}(ST(ST(y_i)), \varepsilon_1)$ . The curve  $e(x_{i-1}, x_i) \cup e(x_i, x_{i+1}) \subset ST(ST(x_i))$  is bounded turning in  $ST(ST(x_i))$ . By Proposition 3.7,  $f(e(x_{i-1}, x_i) \cup e(x_i, x_{i+1}))$  is  $C$ -bounded-turning in  $B_{S_Y}(ST(ST(y_i)), \varepsilon_1)$ . Because  $\partial_0 B_i \subset f(\partial^k J_X) \cap B_{S_Y}(y_i, 9/10)$ , by Lemma 7.18, we have  $\partial_0 B_i \subset f(e(x_{i-1}, x_i) \cup e(x_i, x_{i+1}))$ . So  $\partial_0 B_i$  is also  $C$ -bounded-turning in  $B_{S_Y}(ST(ST(y_i)), \varepsilon_1)$ . This means that for  $x, y, z \in \partial_0 B_i$ , Eq. (30) is satisfied.

We must now show Eq. (30) in the cases where some of the  $x, y, z$  lie on  $\partial_0 B_i$  and the others lie on other boundary components. Since the diameter of  $B_i$  is bounded, Eq. (30) is only nontrivial to show when  $d_{S_Y}(x, z)$  is small. So there are only two remaining nontrivial cases. One is when  $x, y \in \partial_0 B_i$  and  $z \in q_i$  (and the analogous  $x, y \in \partial_0 B_i$  and  $z \in q_{i-1}$ ). The other is when  $x \in \partial_0 B_i$  and  $y, z \in q_i$  (and the analogous  $x \in \partial_0 B_i$  and  $y, z \in q_{i-1}$ ).

To show these cases, first consider the case wherein  $x \in \partial_0 B_i$ ,  $z \in q_i$ , and  $y$  is the meeting point between  $q_i$  and  $\partial_0 B_i$ . Since  $q_i$  was constructed to be the shortest path from  $m'_i$  to  $\partial_0 B_i$ ,

$$d_{S_Y}(y, z) \leq d_{S_Y}(x, z).$$

By the triangle inequality,

$$\begin{aligned} d_{S_Y}(x, y) &\leq d_{S_Y}(x, z) + d_{S_Y}(y, z) \\ &\leq 2d_{S_Y}(x, z). \end{aligned}$$

Summing, we obtain Eq. (30) in this case.

Now, suppose that  $x, y \in \partial_0 B_i$  and  $z \in q_i$ . Let  $w$  be the meeting point between  $q_i$  and  $\partial_0 B_i$ . We already know that the triples  $x, w, z$  and  $x, y, w$  satisfy Eq. (30). This means  $d_{S_Y}(x, w) \leq C d_{S_Y}(x, z)$  and  $d_{S_Y}(x, y) \leq C d_{S_Y}(x, w)$ . By the triangle inequality we



have

$$\begin{aligned} d_{S_Y}(x, y) + d_{S_Y}(y, z) &\leq d_{S_Y}(x, y) + d_{S_Y}(y, x) + d_{S_Y}(x, z) \\ &\leq C d_{S_Y}(x, z). \end{aligned}$$

Finally, suppose that  $x \in \partial_0 B_i$  and  $y, z \in q_i$ . Let  $w$  be the meeting point between  $q_i$  and  $\partial_0 B_i$ . We already know that the triples  $x, w, z$  and  $w, y, z$  satisfy Eq. (30). This means  $d_{S_Y}(w, z) \leq C d_{S_Y}(x, z)$  and  $d_{S_Y}(y, z) \leq C d_{S_Y}(w, z)$ . By the triangle inequality we have

$$\begin{aligned} d_{S_Y}(x, y) + d_{S_Y}(y, z) &\leq d_{S_Y}(x, z) + d_{S_Y}(z, y) + d_{S_Y}(y, z) \\ &\leq C d_{S_Y}(x, z). \end{aligned}$$

We have shown all nontrivial cases of Eq. (30).  $\square$

Now,  $\partial A_i$  may be divided into four components; two are  $p_{i-1}$  and  $p_i$ , another component (which we label  $\partial_0 A_i$ ) is contained in  $\partial^k J_Y$ , and the final component (which we label  $\partial_{1/4} A_i$ ) is contained in  $\partial_{1/4}^k J_Y$ . Define

$$H : p_i \cup p_{i+1} \cup \partial_{1/4} A_i \rightarrow q_i \cup q_{i+1} \cup \partial_{1/4} B_i$$

so that  $H$  that takes  $p_{i-1}$  to  $q_{i-1}$ ,  $p_i$  to  $q_i$ , and  $\partial_{1/4} A_i$  to  $\partial_{1/4} B_i$  and is scaling on each component. (Note that  $H$  was already defined on  $\partial_{1/4} A_i$  and agrees with the new definition on this component.) Since both  $p_{i-1} \cup p_i \cup \partial_{1/4} A_i$  and  $q_{i-1} \cup q_i \cup \partial_{1/4} B_i$  are unions of a bounded number of straight lines each with lengths bounded below and above by constants, with angles between them bounded below by a constant,  $H$  is  $C$ -weakly-quasisymmetric on  $p_i \cup p_{i+1} \cup \partial_{1/4} A_i \subset B_{S_Y}(ST(ST(y_i)), \varepsilon_1)$ .

By Corollary 3.10 (which applies because of Lemma 7.24)  $H$  extends to a  $C$ -quasiconformal map from  $A_i$  to  $B_i$ . Gluing these maps together over all the  $i$  and repeating this procedure for all connected components of  $\partial J_Y$  gives the desired extension of  $H$ . This completes the proof of Lemma 7.23.

**7.8. Proof of Lemma 7.2.** We must compute the number of possible  $S_Y$ . To do this, it suffices to compute the number of possible  $G'_Y$ , the number of possible  $J_Y$  and the number of possible gluings of  $J_Y$  with  $G'_Y$ . Since  $G'_Y$  admits a simplicial isomorphism to  $G'_X$ , which itself is a subcomplex of  $S_X$  that is uniquely determined by the subset  $E_2 \subset F(B_X)$ , the number of possibilities of  $G'_Y$  is the number of possibilities of  $G'_X$  which is bounded above by the number of possibilities for  $E_2$ . Since  $|F(B_X)| \leq Cg$  by Lemma 7.13, this number of possibilities for  $E_2$  is bounded above by  $C^g$ .

Next, we compute the number of possibilities for  $K_Y$ . We first treat the case of the connected components which have genus 0 or 1. Relabelling as necessary, we may assume that  $g_1, \dots, g_{n'}$  are 0 or 1 and  $g_{n'+1}, \dots, g_n$  at least 2. First, we show:

**Lemma 7.25.** *There are at most  $(T/g)^{Cg}$  total choices for the  $K_Y^1, \dots, K_Y^{n'}$ .*

*Proof.* Let  $J_Y^{1, \dots, n'} = \cup_{i=1}^{n'} J_Y^i$  and  $K_Y^{1, \dots, n'} = \cup_{i=1}^{n'} K_Y^i$ . We decompose  $J_Y^{1, \dots, n'}$  into a combination of cylinders and planar domains as follows. To do this, we first construct a 1-complex  $A_Y^J$  on  $J_Y^{1, \dots, n'}$  inductively. For each vertex  $x \in J_Y^{1, \dots, n'}$  which satisfies  $x \in V_{\neq 6}(K_Y)$ , we add edge trajectories of direction 1 and  $-1$  starting from  $x$  to  $A_Y^J$ . That is, we first add  $V_{\neq 6}(K_Y)$  to  $A_Y^J$ , then at every induction step, for every vertex  $x \in V_{\neq 6}(K_Y) \cap J_Y^{1, \dots, n'}$  and adjacent vertex  $y \in J_Y^{1, \dots, n'}$  such that  $e(x, y) \in J_Y^{1, \dots, n'}$  and  $\zeta(e(x, y), x) = \pm 1$ , we add  $e(x, y)$  and  $y$

to  $A_Y^J$ . In this way we obtain a 1-complex  $A_Y^J$  on  $J_Y^{1,\dots,n'}$ . Taking the conformal mirror, we have a 1-complex  $(A_Y^J)^{-1}$  on  $(J_Y^{1,\dots,n'})^{-1}$ . The union  $A_Y^J \cup \partial J_Y \cup (A_Y^J)^{-1}$  is a 1-complex  $A_Y$  on  $K_Y^{1,\dots,n'}$ , which is naturally the 1-skeleton of a 2-polytope  $B_Y$  on  $K_Y^{1,\dots,n'}$ . On  $K_Y^{1,\dots,n'}$ , directional weights of edges are defined up to sign. We define an edge of  $A_Y$  (or  $B_Y$ ) to be a maximal trajectory of edges of  $S_Y$  in  $A_Y$  in the same direction up to sign.

We claim that each face of  $R$  of  $B_Y$  is a flat cylinder or embeds isometrically in the plane. To see this, first note that by construction of  $A_Y$  and  $B_Y$ , the angles of  $\partial R$  are at most  $\pi$ , and the interior of  $R$  is flat. Hence, by Gauss-Bonnet,  $\chi(R) \geq 0$  which means  $\chi(R) = 0$  or  $\chi(R) = 1$ . In the case  $\chi(R) = 0$ ,  $\partial R$  must not contain any angles less than  $\pi$ , hence  $R$  is a flat cylinder. In the case  $\chi(R) = 1$ ,  $R$  is a flat topological disk with piecewise geodesic boundary such that  $\partial R$  does not contain any angles less than  $\pi$ , so  $R$  is geodesically convex. Therefore the exponential map gives an isometry between a planar domain and  $R$ .

By Lemma 7.22, the total number of edges of  $A_Y$  is at most  $Cg$ . The total number of edges of  $S_Y$  contained in  $A_Y$  is at most  $CT$ . Since  $A_Y$  is a graph on  $K_Y^{1,\dots,n'}$  which is a disjoint union of genus 0 or 1 surfaces, the number of possibilities for  $A_Y$  as a graph embedded on  $K_Y^{1,\dots,n'}$  is at most  $C^g$ . (See [2], in which a bound for the number of rooted maps with prescribed number of edges on a surface is given. Any graph is contained in a rooted map.) The number of assignments of length and directional weights is at most  $(T/g)^{Cg}$ . Since each face of  $B_Y$  is a flat cylinder or embeds isometrically in the plane, the lengths and directional weights on  $A_Y$  determine the triangulation  $K_Y^{1,\dots,n'}$ . The lemma follows.  $\square$

By Lemma 7.21, Lemma 7.23, Lemma 7.22 and Lemma 7.25 there are at most

$$(T/g)^{Cg} \sum_{\substack{n \leq \alpha_4 g \\ T_1 + \dots + T_n \leq T \\ g_1 + \dots + g_n \leq \alpha_5 g \\ g_1, \dots, g_n \geq 2 \\ m_1 + \dots + m_n \leq \alpha_6 g}} \prod_{i=1}^n N^T(2T_i, g_i, m_i, r + C)$$

choices of  $K_Y$ .

We must compute how many choices for  $J_Y$  there are given  $K_Y$ . Since  $K_Y$  is the conformal double of  $J_Y$ , it suffices to compute the number of choices for  $\partial J_Y \subset K_Y$ . Denote by  $V_{\neq 4}(\partial J_Y)$  the set of vertices in  $\partial J_Y$  of degree not equal to 4 in  $J_Y$ . Since  $V_{\neq 4}(\partial J_Y) \subset V_{\neq 6}(\partial K_Y)$ , by Lemma 7.22, there are at most  $C^{\alpha_6 g}$  possibilities for  $V_{\neq 4}(\partial J_Y)$ . Since  $J_Y$  is a triangulated surface with boundary, each vertex of  $\partial J_Y$  is contained in exactly two edges of  $\partial J_Y$ . Given  $V_{\neq 4}(\partial J_Y)$  there are at most  $C$  possibilities for the two edges of  $\partial J_Y$  emanating out of each vertex, because degrees of vertices of  $K_Y$  are bounded above by 84 (as degrees of vertices of  $J_Y$  are bounded by 42 since  $J_Y \subset S_Y$  which is in  $\text{Comb}_{\text{lb}}^T(\mathcal{H}_g)$ ).

Locally,  $\partial J_Y$  near a vertex in  $V_{\neq 4}(\partial J_Y)$  is a straight line in the  $S_Y$ -metric. So, the set  $|V_{\neq 6}(\partial J_Y)|$ , along with the edges of  $\partial J_Y$  containing these vertices, determine the entire  $\partial J_Y$  as a subset of  $V(K_Y) \cup E(K_Y)$ . Therefore given  $K_Y$  there are a total of  $C^g$  possibilities for  $\partial J_Y$ , and thus also for  $J_Y$ .

So there are a total of

$$(T/g)^{Cg} \sum_{\substack{n \leq \alpha_4 g \\ T_1 + \dots + T_n \leq T \\ g_1 + \dots + g_n \leq \alpha_5 g \\ g_1, \dots, g_n \geq 2 \\ m_1 + \dots + m_n \leq \alpha_6 g}} \prod_{i=1}^n N^T(2T_i, g_i, m_i, r + C)$$

choices for  $J_Y$  at most. Finally, since the boundary components of  $G'_X$  are identified with boundary components of  $G'_Y$  and the markings on  $J_Y$  and  $G'_Y$  come from the markings on  $J_X$  and  $G'_X$ , boundary components of  $J_Y$  are also identified with boundary components of  $G'_Y$ . To complete the gluings, the number of ways to glue each boundary component of  $J_Y$  to the corresponding boundary component of  $G'_Y$  is the number of edges of the boundary component. Assume there are  $b$  boundary components of  $J_Y$ , with the number of edges  $\ell_1, \dots, \ell_b$ . Note that  $b \leq \alpha_4 g$  since  $\chi(J_Y) \geq -\alpha_4 g$  by Lemma 7.20. Since the total number of edges of  $\partial J_Y$  is  $CT$ ,  $\sum \ell_i \leq CT$ . The total number of ways to complete these gluings is

$$\begin{aligned} \ell_1 \cdots \ell_b &\leq (T/b)^{Cb} \\ &\leq (T/g)^{Cg} \end{aligned}$$

by the arithmetic mean-geometric mean inequality. Finally, as long as  $\alpha_4 \leq 1/100$  and  $\alpha_5, \alpha_6 \leq \mu^{-1}(1/100)$  (see Section 7.9), we have that the number of choices for  $S_Y$  is at most

$$(T/g)^{Cg} \sum_{\substack{n \leq (1/100)g \\ T_1 + \dots + T_n \leq T \\ g_1 + \dots + g_n \leq \mu^{-1}(1/100)g \\ g_1, \dots, g_n \geq 2 \\ m_1 + \dots + m_n \leq \mu^{-1}(1/100)g}} \prod_{i=1}^n N^{\mathcal{T}}(2T_i, g_i, m_i, r + C).$$

This completes the proof of Lemma 7.2.

**7.9. Constants.** In this section, we show that the constants  $\alpha_1, \delta, \varepsilon_0, \varepsilon_1, \kappa_0, \kappa_1, \kappa_2$  and  $\kappa_3$  can be appropriately chosen. We list the relationships between these constants below:

- (1)  $\mu \in \mathbb{N}$  is a universal constant
- (2)  $\kappa_0 \in \mathbb{N}$ , to be chosen
- (3)  $\alpha_0 > 0$  is a universal constant
- (4)  $\kappa_1 \in \mathbb{N}$ , to be chosen
- (5)  $\kappa_2 \in \mathbb{N}$ , to be chosen
- (6)  $\kappa_3 \in \mathbb{N}$ , to be chosen
- (7)  $\alpha_1 > 0$ , to be chosen
- (8)  $\alpha_2 = \alpha_1^2$
- (9)  $\kappa_4 = 2\kappa_1$
- (10)  $\varepsilon_0 > 0$ , to be chosen
- (11)  $\alpha_3 = 10^{10}\alpha_2(g/T)^{\kappa_4}\varepsilon_0^{-10}$
- (12)  $\varepsilon_1$  sufficiently small satisfying  $\varepsilon_0 < \varepsilon_1 < 1/1000$ , to be chosen
- (13)  $\delta \in \mathbb{N}$ , to be chosen
- (14)  $\alpha_4 = 96(42\alpha_3 + \delta^{-1}/2 + 10^5(\varepsilon_1\delta^{-1}/80)^{-8}\alpha_2(g/T)^{\kappa_4-36})$
- (15)  $\alpha_5 = 2\alpha_4$
- (16)  $\alpha_6 = 500\alpha_4$
- (17)  $\alpha_4 \leq 1/100$
- (18)  $\alpha_5 \leq (1/100)\mu^{-1}$
- (19)  $\alpha_6 \leq (1/100)\mu^{-1}$
- (20)  $100\alpha_1^{-1}(1/2)^{(\kappa_2-1)/2-\kappa_1} \leq 1$
- (21)  $\kappa_3 \geq (\kappa_2 - 1)/2$
- (22)  $\kappa_2 \geq \kappa_0$
- (23)  $\alpha_0(1/2)^{\kappa_0} \leq (1/10)^{10}$

Noting that  $g/T \leq 1/2$ , it is clear that  $\kappa_0, \kappa_1, \kappa_2, \kappa_3, \alpha_1, \varepsilon_0, \varepsilon_1$  and  $\delta$  can be chosen to satisfy conditions 17 through 23, in the following way. First, choose  $\varepsilon_0$  and  $\varepsilon_1$  sufficiently small. Then, choose  $\delta$  sufficiently large. Finally, choose  $\alpha_1$  sufficiently small and  $\kappa_0$  and  $\kappa_1$  sufficiently large so that  $\kappa_4 > 36$ ,  $\alpha_3, \alpha_4, \alpha_5$  and  $\alpha_6$  are sufficiently small and condition 23 is satisfied. Finally, choose  $\kappa_2$  and  $\kappa_3$  sufficiently large so that conditions 20 through 22 are satisfied.

## 8. UPPER BOUNDS FOR TRIANGULATED SURFACES VIA COMBINATORIAL TRANSLATION SURFACES

The first goal of this section is to show:

**Lemma 8.1.** *For  $g \geq 2$ , we have,*

$$N_{\text{lb}}^{\mathcal{T}}(T, g, m, r) \leq C^{(1+r)g}(T/m)^{Cm} N_{\text{lb}}^{\mathcal{H}}(6T_i, 6g + 5m, r + C)$$

for a universal constant  $C$ .

Note that if  $m = 0$ , then  $g = 1$ . See also Remark 10.

To show Lemma 8.1, in Section 8.1 and Section 8.2 we associate to each triangulated surface a branched 6-cover which is a combinatorial translation surface. In Section 8.3 we enumerate the number of combinatorial possibilities for the branched 6-cover given the branch points. In Section 8.4, Section 8.5 and Section 8.6, we study where the branch points lie. In Section 8.7, we prove Lemma 8.1 by showing that the connected components of the branched 6-cover of a marked triangulated surface lie in the union of a relatively small number of balls of radius around a constant in a higher dimensional Teichmüller space.

The second goal of this section is to complete the proof of Theorem 1.3, which follows from Lemma 4.13, Corollary 6.8, Lemma 7.1 and Lemma 8.1. We do this in Section 8.8.

**8.1. Triangulated surfaces and 6-differentials.** Given a Riemann surface  $X$ , a meromorphic 6-differential is a global section of the sixth tensor power of the sheaf of meromorphic differentials on  $X$ . Locally, in a neighborhood in  $X$  with holomorphic coordinate  $z$ , a 6-differential behaves like  $f(z)dz^6$  where  $f$  is a holomorphic function. Although generally triangulated surfaces may not admit a combinatorial translation structure (and therefore do not admit a canonical holomorphic 1-form), they do admit a canonical meromorphic 6-differential. Given a triangulated surface  $S$ , we may associate a meromorphic 6-differential  $\psi_S$  as follows: we identify each triangle of  $S$  with the unit equilateral triangle in  $\mathbb{C}$  with vertices at 0, 1 and  $\frac{1}{2} + \frac{\sqrt{3}}{2}i$ , and define  $\psi_S = dz^6$  under this identification. Gluings of triangles must preserve the form  $dz^6$ , and  $\psi_S$  extends holomorphically over vertices of  $S$ , therefore  $\psi_S$  is a globally defined 6-differential on  $S$ . It has a zero/pole of order  $(\deg x) - 6$  at a point  $x \in V_{\neq 6}(S)$ . The flat metric on  $S$  (equivalently denoted  $S$ -metric) coming from the Euclidean metric on each individual unit equilateral triangle has length element given by  $ds_S = |\psi_S|^{1/6}$ , and area element  $|\psi_S|^{1/3}$ . Distances in this metric shall be denoted by  $d_S(\cdot, \cdot)$ .

**8.2. Canonical cover.** A triangulated surface  $S$  has an associated canonical holomorphic differential on an appropriate 6-degree branched cover that we construct as follows. We cover  $S \setminus V_{\neq 6}(S)$  (which is also  $S \setminus \{\text{zeros and poles of } \psi_S\}$ ) by open balls  $\{U_i\}$  with transition functions  $f_{i,i'}$  on  $U_i \cap U_{i'}$  whenever the latter is nonempty. To each  $U_i$ , we associate  $U_{i,1}, \dots, U_{i,6}$ , each consisting of the pair  $(U_i, \omega_{i,j})$  where  $\omega_{i,j} = \zeta^j \psi_S^{1/6}$  for some branch of  $\psi_S^{1/6}$  on  $U_i$ . We glue  $U_{i,j}$  and  $U_{i',j'}$  if  $U_i \cap U_{i'} \neq \emptyset$  and  $f_{i,i'}^* \omega_{i,j} = \omega_{i',j'}$  on  $U_i \cap U_{i'}$ . Compactifying, we

obtain a (possibly disconnected) degree 6 branched cover  $F : \tilde{S} \rightarrow S$  such that  $F^*(\psi_S) = \tilde{\phi}_S^6$  for some holomorphic 1-form  $\tilde{\phi}_S$  on  $\tilde{S}$ .

**Proposition 8.2.** *Let  $S$  be a locally bounded  $\leq T$ -triangle triangulated surface of genus  $\leq g$  with  $|V_{\neq 6}(S)| \leq m$ . Then  $\tilde{S}$  has at most six connected components that we label  $\tilde{S}^1, \dots, \tilde{S}^6$  (where some components may be empty). For each  $i \in \{1, \dots, 6\}$ ,  $\tilde{S}^i$  is a locally bounded  $\leq 6T$ -triangle combinatorial translation surface of genus  $\leq 6g + 5m$ .*

*Proof.* Since  $\tilde{S}$  is a degree 6 branched cover of  $S$ ,  $\tilde{S}$  has at most six connected components. If  $\tilde{S}^i$  is a connected component, then  $F|_{\tilde{S}^i}$  is a degree  $d$  branched cover for some  $d \leq 6$ . Denote by  $c_1, \dots, c_{n'}$  the critical points on  $\tilde{S}^i$  of this covering map, and  $p_1, \dots, p_n$  the branch points on  $S$ . Since branch points must be vertices of  $S$  of degree not equal to 6,  $n \leq m$ . Since each branch point has a preimage which is a critical point,  $n' \geq n$ . By the Riemann-Hurwitz formula,

$$2 \text{genus}(\tilde{S}^i) - 2 + n' = d(2g - 2) + dn.$$

Thus  $\tilde{S}^i$  has genus at most  $6g + 5m$ . Since all branch points of  $F$  are vertices of  $S$ , the pullback of the triangulation  $S$  under  $F$  gives a triangulation of  $\tilde{S}^i$  with corresponding 1-form  $\tilde{\phi}_S$  by construction. Hence  $\tilde{S}^i$  is a combinatorial translation surface. Since  $F : \tilde{S} \rightarrow S$  is a degree 6 branched cover,  $\tilde{S}^i$  has at most  $6T$  triangles.

Finally, we claim that  $\tilde{S}^i$  is locally bounded. To see this, note that if  $x$  is a vertex of the triangulation of  $\tilde{S}^i$ , then  $F(x)$  is a vertex of  $S$ . If  $F(x)$  is not a branch point, then  $\deg x = \deg(F(x)) \leq 7$  as  $S$  is locally bounded. If  $F(x)$  is a branch point, then the ramification index of  $x$ , denoted  $e(x)$ , is at most 6, so  $\deg x = e(x) \deg(F(x)) \leq 42$ . Thus  $\tilde{S}^i$  satisfies condition 1 in the definition of local boundedness for combinatorial translation surfaces. To show condition 2: since  $S$  is locally bounded, we also have a triangulation  $S_{\text{lb}}$  of  $S$  by equilateral triangles of side length 3 in the flat metric, such that  $S$  is a 3-subdivision of  $S_{\text{lb}}$ . The pullback of the triangulation  $S_{\text{lb}}$  under  $F$  gives a triangulation  $\tilde{S}_{\text{lb}}^i$  of the surface  $\tilde{S}^i$  wherein each triangle has side length 3, such that the triangulation  $\tilde{S}^i$  is the 3-subdivision of the triangulation  $\tilde{S}_{\text{lb}}^i$ . Thus  $\tilde{S}^i$  is a locally bounded combinatorial translation surface.  $\square$

**8.3. Combinatorics of branched 6-covers.** In this section, we enumerate the number of degree 6 branched covers of a fixed surface with fixed branched points.

**Lemma 8.3.** *Let  $S_g$  be a topological surface of genus  $g$  and  $P \subset S$  a nonempty, unordered set of  $n$  marked points on  $S_g$ . There are at most  $C^{g+n}$  choices of branched 6-covers  $\tilde{S}_g \rightarrow S_g$  (up to isomorphism of branched covers), such that the branch points are contained in the set  $P$ .*

*Proof.* Cut  $S$  along elements of  $H_1(S_g, P, \mathbb{Z})$  until we obtain  $S'_g$ , a simply connected surface with boundary such that  $P \subset \partial S'_g$ . The boundary  $\partial S'_g$  may be decomposed into  $4g + 2n - 2$  curves which come in pairs  $\gamma^{+,1}, \gamma^{-,1}, \dots, \gamma^{+,2g+n-1}, \gamma^{-,2g+n-1}$  that are glued together to form  $S'_g$ . Here, each  $\gamma^{\pm,i}$  represents one element of  $H_1(S_g, P, \mathbb{Z})$ . Any degree 6 branched cover  $\tilde{S}_g$  with branched points in the set  $P$  necessarily admits a decomposition into isomorphic copies of  $S'_g$  denoted by  $S'^1_g, \dots, S'^6_g$ . Boundary curve  $\gamma_j^{+,i}$  (for  $j \in \{1, \dots, 6\}$ ) must necessarily be glued to  $\gamma_{j'}^{-,i}$  for some  $j' \in \{1, \dots, 6\}$  under this decomposition of  $\tilde{S}_g$ . Each decomposition corresponds to an isomorphism class of branched 6-covers  $\tilde{S}_g \rightarrow S_g$ . For a fixed  $i$ , there are

$C$  choices to glue all the  $\gamma_j^{+,i}$  and  $\gamma_{j'}^{-,i}$ , and  $i$  ranges from 1 to  $2g + n - 1$ . Hence, the total number of gluing choices (and total number of branched covers) is bounded by  $C^{g+n}$ .  $\square$

For  $n > 1$ , we denote by  $\mathcal{F}_{g,n}$  the set of topological branched covers enumerated above.

**8.4. Mean value property and 6-differentials.** In this section, we show a rough mean value property for 6-differentials arising from triangulated surfaces, which will be useful in Section 8.5.

**Lemma 8.4.** *Let  $S$  be a triangulated surface and let  $X = \Phi(S)$ . Suppose  $v, w \in V(S)$ ,  $v \neq w$  and let  $\mathbb{D} \subset X$  a conformal identification of  $\mathbb{D}$  with a subset of  $X$  containing  $v$  and  $w$  such that 0 is identified with  $v$ . Suppose further that  $|w| \leq r < 3/4$  in  $\mathbb{D}$ . Then*

$$\int_{\mathbb{D}} |\psi_S|^{1/3} \geq Cr^{-2}.$$

*Proof.* Denote by  $C_\alpha$  the circle of radius  $\alpha$  around 0 in  $\mathbb{D}$ . Note that for  $r \leq \alpha \leq 1$  the length of  $C_\alpha$  in the  $d_S$  metric must be at least 1. Thus, writing  $\psi = g(z)dz^6$  for a meromorphic function  $g$  on  $\mathbb{D}$ , we have that  $g(z_0)^{1/6} \geq Cr^{-1}$  for some  $z_0 \in C_r$ . Let  $a = g(z_0)^{1/6}$ , and define

$$\psi' = \frac{g(z)}{(z - z_0)^6} dz^6,$$

a meromorphic 6-differential on  $\mathbb{D}$ . On a small neighborhood around  $z_0$ ,  $\psi' = \phi'^6$  for a 1-form  $\phi'$ , and locally

$$\phi' = \frac{g(z)^{1/6}}{(z - z_0)} dz$$

(note that  $g(z)^{1/6}$  makes sense on a small neighborhood of  $z_0$ ). Therefore the residue of  $\phi'$  at  $z_0$  is  $a$ . Let  $f : \tilde{X} \rightarrow X$  be the canonical 6-cover associated to  $\psi$  (constructed in Section 8.1). This means that  $f^*(\psi') = \tilde{\phi}'^6$  for a meromorphic 1-form  $\tilde{\phi}'$  defined on  $f^{-1}(\mathbb{D})$ . The 1-form  $\tilde{\phi}'$  is holomorphic except for a pole at  $f^{-1}(z_0)$ . On a neighborhood of  $f^{-1}(z_0)$ ,  $f^{-1}(\phi') = \tilde{\phi}'$  so the residue of  $\tilde{\phi}'$  at  $f^{-1}(z_0)$  is  $a$ . Since  $r < 3/4$ , for  $7/8 \leq \alpha \leq 1$  we have

$$\int_{f^{-1}(C_\alpha)} \tilde{\phi}' = 2\pi ia$$

so

$$\int_{f^{-1}(C_\alpha)} |\tilde{\phi}'| \geq Ca.$$

Pushing forward this integral to  $\mathbb{D}$  we obtain

$$\begin{aligned} \int_{C_\alpha} |g(z)|^{1/6} |dz| &\geq C \int_{C_\alpha} \frac{|g(z)|^{1/6}}{|z - z_0|} |dz| \\ &\geq Ca, \end{aligned}$$

since for  $z \in C_\alpha$ ,  $|z - z_0| \geq 1/8$ . By Jensen's inequality, we have

$$\begin{aligned} \int_{C_\alpha} |g(z)|^{1/3} |dz| &\geq C \left( \int_{C_\alpha} |g(z)|^{1/6} |dz| \right)^2 \\ &\geq Ca^2. \end{aligned}$$

Then,

$$\begin{aligned}
 \int_{\mathbb{D}} |g(z)|^{1/3} |dz|^2 &\geq \int_{\alpha=7/8}^1 \int_{C_\alpha} |g(z)|^{1/3} |dz| d\alpha \\
 &\geq C \int_{\alpha=7/8}^1 a^2 d\alpha \\
 &\geq Ca^2 \\
 &\geq Cr^{-2}
 \end{aligned}$$

as desired.  $\square$

We also have a quantitative version:

**Lemma 8.5.** *Let  $S$  be a triangulated surface and let  $X = \Phi(S)$ . Denote by  $\rho_X$  the hyperbolic metric on  $X$ , and  $\rho_{\mathbb{D}}$  the Poincare metric on  $\mathbb{D}$ . Suppose  $v, w \in V(S)$ ,  $v \neq w$  and let  $U \subset X$  be a region containing  $v$  and  $w$  with  $f : U \rightarrow B_{\rho_{\mathbb{D}}}(0, s)$  a  $K$ -bi-Lipschitz diffeomorphism (with respect to  $\rho_X$  on  $U$  and  $\rho_{\mathbb{D}}$  on  $B_{\rho_{\mathbb{D}}}(0, s)$ ) such that  $f(v) = 0$ . Suppose further that  $d_{\rho_X}(v, w) \leq (1/100)rs/K$  where  $r < 3/4$ . Then*

$$\int_U |\psi_S|^{1/3} \geq Cr^{-2}$$

where  $C$  is a universal constant.

*Proof.* Since  $f : U \rightarrow B_{\rho_{\mathbb{D}}}(0, s)$  is a  $K$ -bi-Lipschitz map,  $U$  contains  $B_{\rho_X}(v, s/K)$ , the ball of radius  $s/K$  around  $v$ . Note that  $w \in B_{\rho_X}(v, s/K)$  too. This ball may be isometrically identified with

$$\mathbb{D}_{\tanh(s/2K)} = \{z \in \mathbb{D} \mid |z| \leq \tanh(s/2K)\}$$

( $v$  identified with 0) equipped with the restriction of the Poincare metric  $\rho_{\mathbb{D}}$ . Now

$$\begin{aligned}
 d_{\rho_X}(v, w) &\leq (1/100)rs/K \\
 &\leq 2 \tanh^{-1}(r \tanh(s/(2K)))
 \end{aligned}$$

since  $s \leq 1$ ,  $r < 3/4$  and  $K \geq 1$ , so  $|w| \leq r \tanh(s/(2K))$  in  $\mathbb{D}_{\tanh(s/(2K))}$ . By Lemma 8.4,

$$\int_{B_{\rho_X}(v, s/K)} |\psi|^{1/3} \geq Cr^{-2}.$$

Since  $B_{\rho_X}(v, s/K) \subset U$ , the lemma statement follows.  $\square$

**8.5. Location of branch points.** Fix an arbitrary constant  $r_0 > 0$ . Let  $X \in \mathcal{T}_g$ . In this section, to each locally bounded triangulated surface whose conformal class lies in  $B_{d_T}(X, r_0)$ , we associate combinatorial data that is a discrete measure of where the vertices of degree not equal to 6 are located. Suppose  $S_1, S_2 \in \text{Comb}_{\text{lb}}^{T, m}(\mathcal{T}_g)$  such that  $\Phi(S_1), \Phi(S_2) \in B_{d_T}(X, r_0)$ . We shall say that  $V_{\neq 6}(S_1)$  and  $V_{\neq 6}(S_2)$  are close to each other if  $S_1$  and  $S_2$  are associated to the same combinatorial data. In Section 8.6, we shall show that if  $V_{\neq 6}(S_1)$  and  $V_{\neq 6}(S_2)$  are close to each other, and additionally their canonical covers have the same underlying topological branched cover, then connected components of their canonical covers are close in a higher dimensional Teichmüller space.

Denote by  $\rho_X$  the hyperbolic metric on  $X$ . We take hyperbolic disks  $U_1, \dots, U_N, W_1, \dots, W_N$  and  $V_1, \dots, V_N$  as in Lemma 2.5. By Lemma 2.4 and Lemma 2.5, we may assume  $N \leq CT$ .

For each  $i \in \{1, \dots, N\}$  and  $M \geq 1$ , let  $\{V_{i,j}^M\}_{j \in \{1, \dots, M\}}$  be a collection of hyperbolic balls on  $X$  satisfying the following properties:

- (1) For all  $j, j' \in \{1, \dots, M\}$ ,  $\text{radius}(V_{i,j}^M) = \text{radius}(V_{i,j'}^M) \leq CM^{-1/2} \text{radius}(V_i)$  where  $C$  is a universal constant,
- (2)  $V_{i,j}^M \subset W_i$  and  $\text{center}(V_{i,j}^M) \in V_i$ ,
- (3) the  $\{B_{\rho_X}(\text{center}(V_{i,j}^M), \text{radius}(V_{i,j}^M)/2)\}_{j \in \{1, \dots, M\}}$  cover  $V_i$  and
- (4) each  $x \in U_i$  is contained in at most  $C$  of the  $V_{i,j}^M$  for a universal constant  $C$ .

Such a collection may be constructed by taking  $\sim M^{-1/2} \text{radius}(V_i)$  radius balls around a maximal  $\sim (1/8)M^{-1/2} \text{radius}(V_i)$ -separated set on  $V_i$ .

Define  $\mathcal{D}$  to be the set of all values for the following data of  $(I, L, V_L)$ :

- (1) subset  $I \subset \{1, \dots, N\}$  with  $|I| \leq \alpha m$
- (2) function  $L : I \rightarrow \mathbb{N}$  such that  $\sum_{i \in I} L(i) \leq \alpha T$  and
- (3) subset  $V_L$  of  $\cup_i \{V_{i,j}^{\kappa L(i)}\}_{j \in \{1, \dots, \kappa L(i)\}}$  with  $|V_L| \leq \alpha m$ .

Here,  $\alpha, \kappa > 1$  are sufficiently large universal constants which will be chosen in the proof of Lemma 8.7 later in this section.

**Lemma 8.6.** *We have  $|\mathcal{D}| \leq (\alpha \kappa T/m)^{C\alpha m}$ .*

*Proof.* The number of subsets  $I$  is bounded above by  $(T/m)^{C\alpha m}$ . Given  $I$ , the number of functions  $L$  is bounded above by  $(T/m)^{C\alpha m}$ . Given  $I$  and  $L$ , the number of subsets of  $\cup_i \{V_{i,j}^{L(i)}\}_{j \in \{1, \dots, \kappa L(i)\}}$  with cardinality at most  $\alpha m$  is bounded above by  $(\alpha \kappa T/m)^{C\alpha m}$  since  $|\cup_{i \in I} \{V_{i,j}^{L(i)}\}_{j \in \{1, \dots, \kappa L(i)\}}| \leq \alpha \kappa T$ . Therefore  $|\mathcal{D}| \leq (\alpha \kappa T/m)^{C\alpha m}$ .  $\square$

Choose a marking of the Riemann surface  $X$  so that it is a point in  $\mathcal{T}_g$ . For all  $Y \in B_{d_T}(X, r_0)$ , by Proposition 4.3, we choose  $f : X \rightarrow Y$  a  $Ce^{2r_0}$ -quasiconformal map that is  $Ce^{2r_0}$ -bi-Lipschitz with respect to the hyperbolic metrics  $\rho_X$  on  $X$  and  $\rho_Y$  on  $Y$ .

**Lemma 8.7.** *Let  $S \in \text{Comb}^{T,m}(\mathcal{T}_g)$  and suppose  $Y = \Phi(S) \in d_T(X, r_0)$ . Then there exist an element  $(I, L, V_L) \in \mathcal{D}$  associated to  $S$  satisfying*

- (1)  $i \in I$  if and only if  $V_i$  contains an vertex in  $f^{-1}(V_{\neq 6}(S))$ ,
- (2) each ball  $B \in V_L$  contains a unique vertex in  $f^{-1}(V_{\neq 6}(S))$ , and this vertex lies in  $B_{\rho_X}(\text{center}(B), \text{radius}(B)/2)$ ,
- (3) each point  $x \in X$  is contained in at most  $C$  of the  $V \in V_L$ .

*Proof of Lemma 8.7.* We let  $I$  be the subset of  $i \in \{1, \dots, N\}$  for which  $f(V_i)$  contains an element of  $V_{\neq 6}(S)$ . Condition 1 in the statement of Lemma 8.7 is automatically satisfied. We also let  $L(i) = \lceil \int_{f(U_i)} |\psi_S|^{1/3} \rceil$ . Note that  $|I| \leq |V_{\neq 6}(S)| \leq m$ . Also  $\sum_{i \in I} L(i) \leq \alpha T$  for a sufficiently large constant  $\alpha$  since

$$\int_Y |\psi_S|^{1/3} \leq CT$$

and each point of  $Y$  is contained in at most  $C$  of the  $f(U_i)$  (by condition 4 of Lemma 2.5). Finally, we let  $V_L$  be the subset of  $B$  in  $\cup_{i \in I} \{V_{i,j}^{L(i)}\}_{j \in \{1, \dots, \kappa L(i)\}}$  which satisfy the property that  $B_{\rho_X}(\text{center}(B), \text{radius}(B)/2)$  contains a vertex in  $f^{-1}(V_{\neq 6}(S))$ . We now show the uniqueness part of condition 2 in the statement of Lemma 8.7. Suppose the contrary; that there exists  $B \in V_L$  containing  $f^{-1}(x)$  and  $f^{-1}(y)$  for vertices  $x, y \in V_{\neq 6}(S)$ . Then  $f^{-1}(x), f^{-1}(y) \in W_i$



for some  $i \in \{1, \dots, N\}$  and for sufficiently large  $\kappa$ ,  $\text{radius}(B) \leq \text{radius}(V_i)$  implying  $f^{-1}(y) \in B_{\rho_X}(f^{-1}(x), 2 \text{radius}(V_i)) \subset U_i$ . Now, Lemma 8.5 applied to

$$f^{-1} : f(B_{\rho_X}(f^{-1}(x), 2 \text{radius}(V_i))) \rightarrow B_{\rho_X}(f^{-1}(x), 2 \text{radius}(V_i))$$

implies

$$d_{\rho_Y}(x, y) \geq C(L(i))^{-1/2} \text{radius}(U_i)/e^{2r_0}$$

which means

$$d_{\rho_X}(f^{-1}(x), f^{-1}(y)) \geq C(L(i))^{-1/2} \text{radius}(U_i)/e^{4r_0},$$

which is greater than  $CL(i)^{-1/2}\kappa^{-1/2} \text{radius}(U_i) \geq 2 \text{radius}(B)$  for  $\kappa$  sufficiently large, hence we have a contradiction to the assumption that  $f^{-1}(x), f^{-1}(y) \in B$ . So condition 2 in the statement of Lemma 8.7 is satisfied. Finally, condition 3 in the statement of Lemma 8.7 follows from condition 4 of Lemma 2.5 along with condition 4 in the construction of the set  $\{V_{i,j}^{\kappa L(i)}\}$ .  $\square$

For  $S \in \text{Comb}_{\text{lb}}^{T,m}(\mathcal{T}_g)$  such that  $Y = \Phi(S) \in B_{d_T}(X, r_0)$ , we choose an element  $(I, L, V_L) \in \mathcal{D}$  satisfying the conditions in the statement of Lemma 8.7. We label this particular choice of element in  $\mathcal{D}$  by  $(I_S, L_S, V_{L_S})$ . Given  $S_1, S_2 \in \text{Comb}_{\text{lb}}^{T,m}(\mathcal{T}_g)$  such that  $\Phi(S_1), \Phi(S_2) \in B_{d_T}(X, r_0)$ , we say that  $V_{\neq 6}(S_1)$  and  $V_{\neq 6}(S_2)$  are close to each other if  $(I_{S_1}, L_{S_1}, V_{L_{S_1}}) = (I_{S_2}, L_{S_2}, V_{L_{S_2}})$ .

**8.6. Branched covers and Teichmüller distance.** In this section we show that if two locally bounded marked triangulated surfaces satisfy the property that their conformal classes are close in Teichmüller space, their sets of vertices of degree not equal to 6 are close to each other, and their respective canonical covering maps are topologically isomorphic, then connected components of their respective canonical branched 6-covers are close in a higher dimensional Teichmüller space.

Let  $X \in \mathcal{T}_g$ . Suppose  $S_1, S_2 \in \text{Comb}^{T,m}(\mathcal{T}_g)$  and  $\Phi(S_1), \Phi(S_2) \in B_T(X, r_0)$ . Let  $f_1 : X \rightarrow S_1$  and  $f_2 : X \rightarrow S_2$  be the associated  $Ce^{2r_0}$ -quasiconformal,  $Ce^{2r_0}$ -bi-Lipschitz maps. Suppose  $(I_{S_1}, L_{S_1}, V_{L_{S_1}}) = (I_{S_2}, L_{S_2}, V_{L_{S_2}})$ . Suppose  $\mathfrak{f} \in \mathcal{F}_{g, \leq m}$  is a topological branched cover underlying both the covers  $\tilde{S}_1 \rightarrow S_1$  and  $\tilde{S}_2 \rightarrow S_2$  (i.e. the diagram

$$\begin{array}{ccc} \tilde{S}_1 & \longrightarrow & \tilde{S}_2 \\ \mathfrak{f} \downarrow & & \downarrow \mathfrak{f} \\ S_1 & \xrightarrow{f_2 \circ f_1^{-1}} & S_2 \end{array}$$

of unmarked topological surfaces commutes for some choice of top map labelled  $\widetilde{f_2 \circ f_1^{-1}}$ ). The markings on  $S_1$  and  $S_2$  along with the topological branched cover  $\mathfrak{f}$  give markings on the connected components of  $\tilde{S}_1$  and  $\tilde{S}_2$ . We label components of  $\tilde{S}_1$  and  $\tilde{S}_2$  as  $\tilde{S}_1^k$  and  $\tilde{S}_2^k$ , respectively, for  $1 \leq k \leq 6$ , so that the labeling is compatible with  $\mathfrak{f}$ , meaning that the diagram

$$\begin{array}{ccc} \tilde{S}_1^k & \xrightarrow{\widetilde{f_2 \circ f_1^{-1}}} & \tilde{S}_2^k \\ \mathfrak{f} \downarrow & & \downarrow \mathfrak{f} \\ S_1 & \xrightarrow{f_2 \circ f_1^{-1}} & S_2 \end{array}$$

of marked topological surfaces commutes for all  $1 \leq k \leq 6$ .

**Lemma 8.8.** *We have,  $d_T(\tilde{S}_1^k, \tilde{S}_2^k) \leq C$  for all  $1 \leq k \leq 6$  for which the surfaces  $\tilde{S}_1^k$  and  $\tilde{S}_2^k$  are nonempty.*

Before proving Lemma 8.8, we have an elementary lemma.

**Lemma 8.9.** *There exists a universal constant  $C$  such that for all  $z_1, z_2 \in \mathbb{D}$  with  $|z_1|, |z_2| \leq 3/4$ , there exists a diffeomorphism  $f_{z_1, z_2} : \mathbb{D} \rightarrow \mathbb{D}$  satisfying the following conditions:*

- (1)  $f_{z_1, z_2}|_{\partial\mathbb{D}}$  is the identity map,
- (2)  $Df_{z_1, z_2}|_{\partial\mathbb{D}}$  is the identity map,
- (3)  $f_{z_1, z_2}(z_1) = z_2$  and
- (4)  $f_{z_1, z_2}$  is  $C$ -quasiconformal.

*Proof.* We first treat the case where  $z_1 = 0$ . Denote by  $f_{0, 3/4}$  any chosen diffeomorphism  $\mathbb{D} \rightarrow \mathbb{D}$  satisfying conditions (1), (2) and (3) above for  $z = 3/4$ , and let  $C$  be the quasiconformal dilatation of  $f_{0, 3/4}$ . Note that  $C$  is finite since  $f$  is defined on a compact set. Now, suppose  $z \in \mathbb{R}$  such that  $z \leq 3/4$ . The function  $f_{0, z}(w) = (4/3)zf_{0, 3/4}((3/4)z^{-1}w)$  for  $|w| \leq (4/3)z$  and  $f_{0, z}(w) = w$  satisfies the conditions in the lemma statement. Suppose next that  $z \in \mathbb{D}$  with  $|z| \leq (3/4)$ . We have already constructed  $f_{0, |z|}$ , since  $|z| \in \mathbb{R}$ . We simply take

$$f_{0, z}(w) = \frac{z}{|z|} f_{0, |z|} \left( \left( \frac{z}{|z|} \right)^{-1} w \right)$$

and note that  $f_{0, z}$  satisfies the desired properties. Now removing the assumption that  $z_1 = 0$ , we simply take  $f_{z_1, z_2} = f_{0, z_2} \circ f_{0, z_1}^{-1}$ .  $\square$

*Proof of Lemma 8.8.* It suffices to construct a quasi-conformal map between  $S_1 \setminus V_{\neq 6}(S_1)$  and  $S_2 \setminus V_{\neq 6}(S_2)$ , since  $V_{\neq 6}(S_1)$  and  $V_{\neq 6}(S_2)$  are the branch points of the respective canonical 6-covers. Then, lifting via  $\mathfrak{f}$  gives the desired quasiconformal map  $\tilde{S}_1^k \rightarrow \tilde{S}_2^k$ . To do this, it suffices to construct a  $C$ -quasiconformal map between  $X \setminus P_1$  and  $X \setminus P_2$  where  $P_1 = f_1^{-1}(V_{\neq 6}(S_1))$  and  $P_2 = f_2^{-1}(V_{\neq 6}(S_2))$ . By assumption,  $V_{L_{S_1}} = V_{L_{S_2}} = V$ , and let  $B_1, \dots, B_N$  be the elements of  $V$ . Recall that the  $B_i$  are hyperbolic disks of maximal radius  $\text{arcsinh}(1)$ , and by condition 2 in the statement of Lemma 8.7, each  $B_i$  contains exactly one element of  $P_1$  (which we denote by  $p_{1, i}$ ), and exactly one element of  $P_2$  (which we denote by  $p_{2, i}$ ). By condition 2 in the statement of Lemma 8.7 along with the upper bound on  $\text{radius}(B_i)$ , under a conformal identification of  $B_i$  with  $\mathbb{D}$  sending its center to 0, both  $p_{1, i}$  and  $p_{2, i}$  lie inside  $\mathbb{D}_{3/4} = \{z \in \mathbb{D} \mid |z| < 3/4\}$ . Thus there exists  $f_{p_{1, i}, p_{2, i}}$  satisfying the conditions in the statement of Lemma 8.9, and  $f_{p_{1, i}, p_{2, i}}$  extends to a  $C$ -quasiconformal map  $f^i : X \rightarrow X$  that is the identity outside  $B_i$ . Composing all such maps  $f^i$  (for  $i \in \{1, \dots, N\}$ ) in an arbitrary order we obtain a map  $F : X \rightarrow X$  such that  $F(P_1) = P_2$ . Now, by condition 3 of Lemma 8.7, the set  $B_1, \dots, B_N$  satisfies the property that any  $x \in X$  is contained in at most  $C$  of the  $B_i$ . Therefore  $F$  is  $C$ -quasiconformal.  $\square$

**8.7. Proof of Lemma 8.1.** First, a preliminary lemma.

**Lemma 8.10.** *Let  $S_1, S_2 \in \text{Comb}_{\text{lb}}^{T, m}(\mathcal{T}_g)$ . Suppose the topological branched covers underlying  $\tilde{S}_1 \rightarrow S_1$  and  $\tilde{S}_2 \rightarrow S_2$  are isomorphic and represented by the element  $\mathfrak{f} \in \mathcal{F}_{g, m}$ . Label the components of  $\tilde{S}_1$  and  $\tilde{S}_2$  as  $\tilde{S}_1^k$  and  $\tilde{S}_2^k$ ,  $1 \leq k \leq 6$  such that the labelling is compatible with  $\mathfrak{f}$ . If there exists a simplicial isomorphism of marked surfaces that preserves the underlying triangulations of  $\tilde{S}_1^k$  and  $\tilde{S}_2^k$ , then there exists a simplicial isomorphism of marked surfaces*

between  $S_1$  and  $S_2$  as well.

*Proof.* Let  $\tilde{f} : \tilde{S}_1^k \rightarrow \tilde{S}_2^k$  be such a simplicial isomorphism. Homotoping  $\tilde{f}$  as necessary we may assume  $\tilde{f}$  is a biholomorphism and an isometry with respect to the flat metrics on  $\tilde{S}_1^k$  and  $\tilde{S}_2^k$ . So there exists a map  $f : S_1 \rightarrow S_2$  such that the following diagram of marked triangulated surfaces commutes.

$$\begin{array}{ccc} \tilde{S}_1^k & \xrightarrow{\tilde{f}} & \tilde{S}_2^k \\ \tilde{f} \downarrow & & \downarrow \tilde{f} \\ S_1 & \xrightarrow{f} & S_2 \end{array}$$

Since  $\tilde{f}$  is a biholomorphism,  $f$  is a biholomorphism. Since the two branched covering maps are simplicial maps and  $\tilde{f}$  is a simplicial map,  $f$  is also a simplicial map. Thus  $f$  is a simplicial isomorphism.  $\square$

We now prove Lemma 8.1. First let  $m > 0$  and  $X \in \mathcal{T}_g$ . We must count the number of locally bounded marked triangulated surfaces lying in  $B_{d_T}(X, r_0)$  that have at most  $m$  vertices of degree not equal to 6. By Proposition 8.2, any such marked triangulated surface has associated to it a topological branched cover in  $\mathcal{F}_{g, \leq m}$ , and by Lemma 8.3, there are at most  $C^{g+m}$  such topological branched covers. Any such triangulated surface has associated to it a triple  $(I, L, V)$  satisfying the conditions in the statement of Lemma 8.7, and by Lemma 8.6, there are at most  $(T/m)^{Cm}$  such triples. If two triangulated surface have the same associated topological branched cover and associated triple, then by Lemma 8.8, two connected components of their covers are close together in a higher genus Teichmüller space. By Lemma 8.10 it suffices to count combinatorial translation surfaces lying in a ball in the higher genus Teichmüller space. Thus we obtain

$$N_{\text{lb}}^{\mathcal{T}}(T, g, m, r_0) \leq C^g (T/m)^{Cm} N_{\text{lb}}^{\mathcal{H}}(6T_i, 6g + 5m, C).$$

Combining with Lemma 4.12 gives Lemma 8.1.

**8.8. Proof of Theorem 1.3.** Recall that for  $g \geq 2$ ,

$$N^{\mathcal{T}}(T, g, m, r) \leq C^{m+g} N_{\text{lb}}^{\mathcal{T}}(\sigma T, g, \mu(m+g), r+C)$$

by Corollary 6.8,

$$N_{\text{lb}}^{\mathcal{T}}(T, g, m, r) \leq C^{(1+r)g} (T/m)^{Cm} N_{\text{lb}}^{\mathcal{H}}(6T, 6g + 5m, r+C)$$

by Lemma 8.1 and

$$N_{\text{lb}}^{\mathcal{H}}(T, g, r) \leq (T/g)^{C(1+r)g} \sum_{\substack{n \leq (1/100)g \\ T_1 + \dots + T_n \leq T \\ g_1 + \dots + g_n \leq \mu^{-1}(1/100)g \\ g_1, \dots, g_n \geq 2 \\ m_1 + \dots + m_n \leq \mu^{-1}(1/100)g}} \prod_{i=1}^n N^{\mathcal{T}}(2T_i, g_i, m_i, r+C)$$

by Lemma 7.1.

Choosing  $r_0$  sufficiently small (independent of  $T$  and  $g$ ), we may apply Lemma 4.12 to obtain

$$(31) \quad N^{\mathcal{T}}(T, g, m, r_0) \leq C^{m+g} N_{\text{lb}}^{\mathcal{T}}(\sigma T, g, \mu(m+g), r_0),$$

$$(32) \quad N_{\text{lb}}^{\mathcal{T}}(T, g, m, r_0) \leq C^g (T/m)^{Cm} N_{\text{lb}}^{\mathcal{H}}(6T, 6g + 5m, r_0)$$

and

$$N_{\text{lb}}^{\mathcal{H}}(T, g, r) \leq (T/g)^{Cg} \sum_{\substack{n \leq (1/100)g \\ T_1 + \dots + T_n \leq T \\ g_1 + \dots + g_n \leq \mu^{-1}(1/100)g \\ g_1, \dots, g_n \geq 2 \\ m_1 + \dots + m_n \leq \mu^{-1}(1/100)g}} \prod_{i=1}^n N^{\mathcal{T}}(2T_i, g_i, m_i, r_0).$$

Together, these three bounds give

$$(33) \quad \begin{aligned} N_{\text{lb}}^{\mathcal{H}}(T, g, r_0) &\leq (T/g)^{Cg} \sum_{\substack{n \leq (1/100)g \\ T_1 + \dots + T_n \leq T \\ g_1 + \dots + g_n \leq \mu^{-1}(1/100)g \\ g_1, \dots, g_n \geq 2 \\ m_1 + \dots + m_n \leq \mu^{-1}(1/100)g}} \prod_{i=1}^n N^{\mathcal{T}}(2T_i, g_i, m_i, r_0) \\ &\leq (T/g)^{Cg} \sum_{\substack{n \leq (1/100)g \\ T_1 + \dots + T_n \leq T \\ g_1 + \dots + g_n \leq (1/100)g \\ g_1, \dots, g_n \geq 2 \\ m_1 + \dots + m_n \leq (1/50)g}} \prod_{i=1}^n C^{m_i + g_i} N_{\text{lb}}^{\mathcal{T}}(2\sigma T_i, g_i, m_i, r_0) \\ &\leq (T/g)^{Cg} \sum_{\substack{n \leq (1/100)g \\ T_1 + \dots + T_n \leq T \\ g_1 + \dots + g_n \leq (1/100)g \\ g_1, \dots, g_n \geq 2, \\ m_1 + \dots + m_n \leq (1/50)g \\ m_1, \dots, m_n \geq 1}} \prod_{i=1}^n (T_i/m_i)^{Cm_i} N_{\text{lb}}^{\mathcal{H}}(12\sigma T_i, 6g_i + 5m_i, r_0) \\ &\leq (T/g)^{Cg} \sum_{\substack{n \leq (1/100)g \\ T_1 + \dots + T_n \leq 12\sigma T \\ g_1 + \dots + g_n \leq g/4}} \prod_{i=1}^n N_{\text{lb}}^{\mathcal{H}}(T_i, g_i, r_0). \end{aligned}$$

where the last inequality follows from renaming variables along with the arithmetic mean-geometric mean inequality.

We claim  $N_{\text{lb}}^{\mathcal{H}}(T, g, r_0) \leq \Theta^g (T/g)^{\Omega g}$  for universal constants  $\Omega$  and  $\Theta$  that we choose later. We prove this by induction. The quantity  $N_{\text{lb}}^{\mathcal{H}}(T, 4, r_0)$  is bounded by a polynomial in  $T$ . (See [16] for more precise results.) To show the induction hypothesis, assume  $N_{\text{lb}}^{\mathcal{H}}(T, g', r_0) \leq \Theta^{g'} (T/g')^{\Omega g'}$  for all  $g' \leq g$ . We have,

$$\begin{aligned} N_{\text{lb}}^{\mathcal{H}}(T, g, r_0) &\leq (T/g)^{Cg} \sum_{\substack{n \leq (1/100)g \\ T_1 + \dots + T_n \leq 12\sigma T \\ g_1 + \dots + g_n \leq g/4}} \prod_{i=1}^n N_{\text{lb}}^{\mathcal{H}}(T_i, g_i, r_0) && \text{Eq. (33)} \\ &\leq (T/g)^{Cg} \sum_{\substack{n \leq (1/100)g \\ T_1 + \dots + T_n \leq 12\sigma T \\ g_1 + \dots + g_n \leq g/4}} \prod_{i=1}^n \Theta^{g_i} (T_i/g_i)^{\Omega g_i} \end{aligned}$$

$$\begin{aligned} &\leq (T/g)^{Cg} \sum_{\substack{n \leq (1/100)g \\ T_1 + \dots + T_n \leq 12\sigma T \\ g_1 + \dots + g_n \leq g/4}} \Theta^{g/4} (48\sigma T/g)^{\Omega g/4} \quad \begin{array}{l} \text{arithmeti\c{c} mean-} \\ \text{geometric mean} \end{array} \\ &\leq (T/g)^{Cg} \Theta^{g/4} (48\sigma T/g)^{\Omega g/4} \end{aligned}$$

where the last inequality follows since the sum contains at most  $(T/g)^{Cg}$  terms. Noting that  $T/g \geq 2$ , there exists a choice of constants  $\Theta$  and  $\Omega$  such that

$$(T/g)^{Cg} \Theta^{g/4} (48\sigma T/g)^{\Omega g/4} \leq \Theta^g (T/g)^{\Omega g}.$$

This completes the induction step. Therefore, we have

$$(34) \quad \begin{aligned} N_{\text{lb}}^{\mathcal{H}}(T, g, r_0) &\leq \Theta^g (T/g)^{\Omega g} \\ &\leq C^T. \end{aligned}$$

Finally,

$$\begin{aligned} N^{\mathcal{M}}(T, g, r_0) &\leq N^{\mathcal{T}}(T, g, r_0) && \text{Lemma 4.13} \\ &\leq N^{\mathcal{T}}(T, g, 3T, r_0) \\ &\leq C^T N_{\text{lb}}^{\mathcal{T}}(\sigma T, g, 3\mu T, r_0) && \text{Eq. (31)} \\ &\leq C^T N_{\text{lb}}^{\mathcal{H}}(6\sigma T, 6g + 15\mu T, r_0) && \text{Eq. (32)} \\ &\leq C^T && \text{Eq. (34)} \end{aligned}$$

where the second inequality follows from the fact that a  $T$ -triangle triangulated surface has at most  $3T$  vertices. Combining with Lemma 4.12 gives

$$N^{\mathcal{M}}(T, g, r) \leq C^{T+rg},$$

which completes the proof of Theorem 1.3.

### REFERENCES

- [1] L. V. Ahlfors, Lectures on quasiconformal mappings, D. Van Nostrand Company Inc, Princeton, NJ, 1966.
- [2] E. A. Bender, E. R. Canfield, The asymptotic number of rooted maps on a surface, *J. Combin. Theory Ser. A* 43 (1986) no. 2, 244–257.
- [3] C. J. Bishop, True trees are dense, *Invent. Math.* 197, 433–452 (2014).
- [4] C. J. Bishop, Constructing entire functions by quasiconformal folding, *Acta Math.* 214 (1) 1 - 60, 2015.
- [5] R. Brooks and E. Makover, Random construction of Riemann surfaces, *J. Differential Geom.* 68 (2004), no. 1, 121–157.
- [6] P. Buser, *Geometry and spectra of compact Riemann surfaces*, Birkhauser Boston, 2010.
- [7] P. Buser and P. Sarnak, On the period matrix of a Riemann surface of large genus. With an appendix by J. H. Conway and N. J. A. Sloane. *Invent. Math.* 117 (1994), no. 1, 27–56.
- [8] T. Budzinski, N. Curien, B. Petri, Universality for random surfaces in unconstrained genus, *Electron. J. Combin.*, 26 (4): Paper 4.2, 2019
- [9] T. Budzinski, N. Curien, B. Petri, The diameter of random Belyi surfaces, to appear, *Alg. Geom. Top.*
- [10] T. Budzinski, B. Louf, Local limits of uniform triangulations in high genus, *Invent. Math.*, 223, 1–47 (2021).
- [11] T. Budzinski, N. Curien, B. Petri, On the minimal diameter of closed hyperbolic surfaces, *Duke Math. J.*, 170 (2): 365–377, 2021.
- [12] F. Balacheff, H. Parlier, S. Sabourau, Short loop decompositions of surfaces and the geometry of Jacobians, *Geom. Funct. Anal.* Vol. 22 (2012) 37–73.

- [13] W. Cavendish and H. Parlier, Growth of the Weil-Petersson diameter of moduli space, *Duke Math. J.* 161 (2012), no. 1, 139–171.
- [14] N. Curien. Planar stochastic hyperbolic triangulations. *Probability Theory and Related Fields*, 165(3):509–540, 2016.
- [15] J. P. Demailly, *Complex Analytic and Differential Geometry*, <https://www-fourier.ujf-grenoble.fr/~demailly/manuscripts/agbook.pdf>, 2009.
- [16] A. Eskin and A. Okounkov, Asymptotics of numbers of branched coverings of a torus and volumes of moduli spaces of holomorphic differentials, *Invent. Math.* (2001) 145-1, 59-103.
- [17] A. Fletcher, J. Kahn and V. Markovic. The Moduli Space of Riemann Surfaces of Large Genus. *Geom. Funct. Anal.* 23, 867–887 (2013).
- [18] A. Gamburd, Poisson-Dirichlet distribution for random Belyi surfaces, *Ann. Probab.*, Volume 34, Number 5 (2006), 1827-1848.
- [19] F. Gardiner, *Teichmüller Theory and Quadratic Differentials*, Wiley Interscience, New York, 1987.
- [20] S. Grushevsky, An explicit upper bound for Weil-Petersson volumes of the moduli spaces of punctured Riemann surfaces, *Math. Ann.* 321 (2001)
- [21] L. Guth, H. Parlier, and R. Young, Pants decompositions of random surfaces, *Geom. Funct. Anal.* (2011) 21: 1069.
- [22] J. Heinonen, *Lectures on analysis on metric spaces*, Springer, New York, 2001.
- [23] J. H. Hubbard, *Teichmüller theory and applications to geometry, topology, and dynamics. Volume 1: Teichmüller theory*, Matrix Editions, Ithaca, NY, 2006.
- [24] J. A. Jenkins, On the existence of certain extremal metrics. *Ann. of Math.* 66 (1957). 440453.
- [25] S. P. Kerckhoff, The asymptotic geometry of Teichmüller space, *Topology* 19 (1980), no. 1, 23–41.
- [26] S. Kobayashi, *Hyperbolic manifolds and holomorphic mappings*, World Scientific Publishing, MA, 2005.
- [27] J.-F. Le Gall, The topological structure of scaling limits of large planar maps, *Invent. Math.* 169 (2007), no. 3, 621–670.
- [28] O. Lehto and K. I. Virtanen, *Quasiconformal mappings in the plane*, Second edition, Springer-Verlag, 1973.
- [29] M. Lipnowski and A. Wright, Towards optimal spectral gaps in large genus, 2021.
- [30] C. Marzouk. Scaling limits of random bipartite planar maps with a prescribed degree sequence. *Random Structures and Algorithms*, 2018.
- [31] C. McMullen, Renormalization and 3-manifolds which fiber over the circle, *Annals of Mathematics Studies* vol. 142, 1996.
- [32] C. McMullen, The Moduli Space of Riemann Surfaces is Kahler Hyperbolic, *Annals of Mathematics*, 151(1), second series, 327-357, 2000.
- [33] G. Miermont. The Brownian map is the scaling limit of uniform random plane quadrangulations, *Acta Math.*, 210(2):319–401, 2013.
- [34] M. Mirzakhani, Simple geodesics and Weil-Petersson volumes of moduli spaces of bordered Riemann surfaces, *Invent. Math.*, 167(1):179–222, 2007.
- [35] M. Mirzakhani, Weil-Petersson volumes and intersection theory on the moduli space of curves, *J. Amer. Math. Soc.*, 20(1):1–23 (electronic), 2007.
- [36] M. Mirzakhani, On Weil-Petersson volumes and geometry of random hyperbolic surfaces, *Proceedings of the International Congress of Mathematicians. Volume II*, Hindustan Book Agency, New Delhi, 2010, pp. 1126–1145. MR 2827834.
- [37] M. Mirzakhani, Growth of Weil-Petersson volumes and random hyperbolic surfaces of large genus. *J. Differential Geom.*, 94(2):267–300, 2013.
- [38] M. Mirzakhani and P. Zograf. Towards large genus asymptotics of intersection numbers on moduli spaces of curves. *Geom. Funct. Anal.*, 25(4):1258–1289, 2015.
- [39] M. Mirzakhani and B. Petri, Lengths of closed geodesics on random surfaces of large genus, *Comment. Math. Helv.* 94 (2019), no. 4, 869–889.
- [40] L. Monk, Benjamini-Schramm convergence and spectrum of random hyperbolic surfaces of high genus, (2020).
- [41] L. Monk and J. Thomas, The tangle-free hypothesis on random hyperbolic surfaces, (2020).
- [42] X. Nie, Y. Wu, and Y. Xue, Large genus asymptotics for lengths of separating closed geodesics on random surfaces, (2020).

- [43] R. C. Penner, Weil-Petersson volumes, *J. Differential Geom.* 35 (1992), no. 3, 559–608. MR MR1163449 (93d:32029)
- [44] H. L. Royden, Automorphisms and Isometries of Teichmüller Space, *Advances in the Theory of Riemann Surfaces. (AM-66)*, Volume 66, Princeton University Press, NJ, 1971.
- [45] G. Schumacher and S. Trapani, Estimates of Weil-Petersson volumes via effective divisors, *Comm. Math. Phys.* 222 (2001), no. 1, 1–7. MR MR1853862 (2002h:14047)
- [46] K. Strebel, Über quadratische differentiale mit geschlossenen trajectorien und extremale quasikonforme abbildungen, in *Festband zum 70 Geburtstag von Rolf Nevanlinna*, Springer-Verlag, Berlin (1966).
- [47] J. Vaisala, *Lectures on  $n$ -dimensional quasiconformal mappings*, Springer-Verlag, 1971.
- [48] A. Wright, Translation surfaces and their orbit closures: An introduction for a broad audience. *EMS Surv. Math. Sci.* 2 (2015), 63-108.
- [49] Y. Wu and Y. Xue, Small eigenvalues of closed Riemann surfaces for large genus, (2018).
- [50] Y. Wu and Y. Xue, Random hyperbolic surfaces of large genus have first eigenvalues greater than  $\frac{3}{16} - \varepsilon$ , *American Journal of Math.*, (2021).