

Primordial black hole formation for an anisotropic perfect fluid: initial conditions and estimation of the threshold

Ilia Musco^{1,*} and Theodoros Papanikolaou^{2,†}

¹*Dipartimento di Fisica, “Sapienza” Università di Roma & Sezione INFN Roma1, 00185, Roma, Italy*

²*Laboratoire Astroparticule et Cosmologie, CNRS Université de Paris, 75013 Paris, France*

This work investigates the formation of primordial black holes within a radiation fluid with an anisotropic pressure. We focus our attention on the initial conditions describing cosmological perturbations on the super horizon regime, using a covariant form of the equation of state in terms of pressure and energy density gradients. The effect of the anisotropy is to modify the initial shape of the cosmological perturbations with respect to the isotropic case. Using the dependence of the threshold δ_c for primordial black holes on the shape of cosmological perturbations, derived in the isotropic limit, we estimate here how the threshold δ_c is varying with respect to the amplitude of the anisotropies. If the anisotropy is large enough this could lead to a significant variation of the abundance of PBHs.

I. INTRODUCTION

About 50 years ago it has been argued that Primordial Black Holes (PBHs) might form during the radiation dominated era of the early Universe by gravitational collapse of sufficiently large-amplitude cosmological perturbations [1–3] (see Refs. [4, 5] for recent reviews). This idea has recently received lots of attention when it has been realized that PBHs could constitute a significant fraction of the dark matter in the Universe, see Ref. [6] for a review of the current constraints on the PBH abundances. This scenario is compatible with the gravitational waves detected during the O1/O2 and O3 observational runs [7–10] of the LIGO/Virgo Collaboration, and has motivated several studies on the primordial origin of these events [11–26]. In particular, the GWTC-2 catalog is found to be compatible with the primordial scenario [27] and a possible detection of a stochastic gravitational wave background by the NANOGrav collaboration [28] could be ascribed to PBHs [29–34].

Despite some pioneering numerical studies [35–37], it has only recently become possible to fully understand the mechanism of PBH formation with detailed spherically symmetric numerical simulations [38–41], showing that cosmological perturbations can collapse to PBHs if their amplitude δ is larger than a certain threshold value δ_c . This quantity was initially estimated with a simplified Jeans length argument in Newtonian gravity [42], obtaining $\delta_c \sim c_s^2$, where $c_s^2 = 1/3$ is the sound speed of the cosmological radiation fluid measured in units of the speed of light.

This estimation was then refined generalizing the Jeans length argument within the theory of General Relativity, which gives $\delta_c \simeq 0.4$ for a radiation dominated Universe [42]. This analytical computation however does not take into account the non linear effects of pressure gradients, related to the particular shape of the cosmolog-

ical perturbation collapsing, which require full numerical relativistic simulations. A recent detailed study has shown a clear relation between the value of the threshold δ_c and the initial curvature (or energy density) profile, with $0.4 \leq \delta_c \leq 2/3$, where the shape is identified by a single parameter [43, 44]. This range is reduced to $0.4 \leq \delta_c \lesssim 0.6$ when the initial perturbations are computed from the primordial power spectrum of cosmological perturbations [45], because of the smoothing associated to very large peaks.

All these spherical symmetric numerical simulations have considered the radiation Universe as isotropic, approximation which is well justified in the context of peak theory, where rare large peaks which collapse to form PBHs are expected to be quasi spherical [46]. However, it is very interesting to go beyond such assumptions and have a more realistic treatment of the gravitational collapse of cosmological perturbations.

Regarding the spherical symmetry hypothesis, there were some early studies going beyond and adopting the “pancake” collapse [47–50] as well as some recent ones focusing on a non-spherical collapse of PBHs in a matter domination Universe [51] and on the ellipsoidal collapse of PBHs [52].

To the best of our knowledge there is no systematic treatment of gravitational collapse of cosmological perturbations for anisotropic fluids. In general, one expects that anisotropies arises in presence of scalar fields and multifluids having, in spherical symmetry, the radial pressure component which is different from the tangential one [53]. Substantial progresses have been done in the analysis of anisotropic relativistic star solutions, using both analytical [54–60] and numerical techniques [61, 62].

More recently a covariant formulation of the equation of state has been proposed to study equilibrium model of anisotropic stars as ultracompact objects behaving as black-holes [63]. Inspired by this recent work, we study here the anisotropic formulation of the initial conditions for the collapse of cosmological perturbations, estimating the effect of the anisotropy on the threshold δ_c of PBHs.

* ilia.musco@uniroma1.it

† theodoros.papanikolaou@apc.in2p3.fr

Following this introduction, in Sec. II we recap the system of Einstein plus hydrodynamic equations for an anisotropic perfect fluid, introducing then in Sec. III a covariant formulation of the equation of state in terms of pressure and energy density gradients. In Sec. IV we describe the gradient expansion approximation to set up the mathematical description of the initial conditions of this system of equations computed explicitly in Sec. V for the different choice of the equation of state described in Sec. III. With this in Sec. VI we estimate the corresponding threshold of PBHs, assuming it varies with the shape of the initial energy density perturbation profile as in the isotropic case. Finally, in Sec. VII we summarize our results drawing some conclusions and discussing the future perspectives of this work. Throughout we use $c = G = 1$.

II. MISNER-SHARP EQUATIONS FOR ANISOTROPIC FLUIDS

In the following, we are going to revise, assuming spherical symmetry, the Einstein and hydrodynamic equations for an anisotropic perfect fluid. Using the cosmic time slicing the metric of space time can be written in a diagonal form as

$$ds^2 = -A^2(t, r)dt^2 + B^2(t, r)dr^2 + R^2(t, r)d\Omega^2 \quad (1)$$

where r is the radial comoving coordinate, t the cosmic time coordinate and $d\Omega^2$ the solid line infinitesimal element of a unit 2-sphere, i.e. $d\Omega^2 = d\theta^2 + \sin^2\theta d\phi^2$. In this slicing there are three non zero components of the metric, which are function of r and t : the lapse function $A(r, t)$, the function $B(r, t)$ related to the spatial curvature of space time and the areal radius $R(r, t)$. The metric (1) reduces to the FLRW form when the Universe is homogeneous and isotropic, with $A = 1$ (normalization choice), $B = a(t)/\sqrt{1 - Kr^2}$ and $R = a(r)r$, with $a(t)$ being the scale factor, and $K = 0, \pm 1$ measuring the spatial curvature of the homogeneous Universe.

In the Misner-Sharp formulation of the Einstein plus hydro equation [64], using the metric (1), it is useful to introduce the differential operators D_t and D_r defined as

$$D_t \equiv \left. \frac{1}{A} \frac{\partial}{\partial t} \right|_r \quad \text{and} \quad D_r \equiv \left. \frac{1}{B} \frac{\partial}{\partial r} \right|_t, \quad (2)$$

which allow to define and compute the derivatives of the areal radius R with respect to proper time and proper space respectively. This introduces two auxiliary quantities,

$$U \equiv D_t R \quad \text{and} \quad \Gamma \equiv D_r R, \quad (3)$$

where U is the radial component of the four-velocity in the ‘‘Eulerian’’ (non comoving) frame and Γ is the so called generalized Lorentz factor. In the homogeneous and isotropic FLRW Universe, $U = H(t)R(t, r)$

and $\Gamma^2 = 1 - Kr^2$, where $H(t) = \dot{a}(t)/a(t)$ is the Hubble parameter and $\dot{a} \equiv \partial a / \partial t$.

The quantities U and Γ are related through the Misner-Sharp mass $M(r, t)$, defined within spherical symmetry as [64, 65]

$$M(t, r) \equiv \frac{R(t, r)}{2} [1 - \nabla_\mu R(t, r) \nabla^\mu R(t, r)], \quad (4)$$

and from the above definition one can get the constraint equation

$$\Gamma^2 = 1 + U^2 - \frac{2M}{R} \quad (5)$$

obtained by integrating the 00-component of the Einstein equations.

The stress-energy tensor for an anisotropic perfect fluid can be written in a covariant form [63] as

$$T_{\mu\nu} = \rho u_\mu u_\nu + p_r k_\mu k_\nu + p_t \Pi_{\mu\nu}, \quad (6)$$

where p_r and p_t are the radial and the tangential pressure respectively, u_μ is the fluid four-velocity and k_μ is a unit spacelike vector orthogonal to u_μ , i.e. $u_\mu u^\mu = -1$, $k_\mu k^\mu = 1$ and $u^\mu k_\mu = 0$. $\Pi_{\mu\nu} = g_{\mu\nu} + u_\mu u_\nu - k_\mu k_\nu$ is a projection tensor onto a two surface orthogonal to u^μ and k^μ . Working in the comoving frame of the fluid one obtains that $u_\mu = (-A, 0, 0, 0)$ and $k_\mu = (0, B, 0, 0)$. In the limit of $p_r = p_t$ the stress energy tensor reduces to the standard isotropic form.

Considering now the Einstein field equations and the conservation of the stress energy tensor, respectively given by

$$G^{\mu\nu} = 8\pi T^{\mu\nu} \quad \nabla_\mu T^{\mu\nu} = 0, \quad (7)$$

where $G^{\mu\nu}$ is the Einstein tensor, one can obtain the Misner-Sharp hydrodynamic equations [64, 66] for an anisotropic spherically symmetric fluid:

$$\begin{aligned} D_t U &= -\frac{\Gamma}{\rho + p_r} \left[D_r p_r + \frac{2\Gamma}{R} (p_r - p_t) \right] - \frac{M}{R^2} - 4\pi R p_r \\ \frac{D_t \rho_0}{\rho_0} &= -\frac{1}{R^2 \Gamma} D_r (R^2 U) \\ \frac{D_t \rho}{\rho + p_r} &= \frac{D_t \rho_0}{\rho_0} + \frac{2U}{R} \frac{p_r - p_t}{\rho + p_r} \\ \frac{D_r A}{A} &= -\frac{1}{\rho + p_r} \left[D_r p_r + \frac{2\Gamma}{R} (p_r - p_t) \right] \\ D_r M &= 4\pi R^2 \Gamma \rho \\ D_t M &= -4\pi R^2 U p_r \\ D_t \Gamma &= -\frac{U}{\rho + p_r} \left[D_r p_r + \frac{2\Gamma}{R} (p_r - p_t) \right], \end{aligned} \quad (8)$$

where one can appreciate the additional terms appearing in the equations when $p_r \neq p_t$.

III. EQUATION OF STATE FOR ANISOTROPIC PRESSURE

We introduce here a covariant formulation of the equation of state for an anisotropic perfect fluid, where the difference between the radial and tangential pressures is measured in terms of pressure or energy density gradients. In particular, following [63, 67] the difference $p_t - p_r$ can be expressed, up to a certain degree of arbitrariness, in a covariant form as

$$p_t = p_r + \lambda g(r, t) k^\mu \nabla_\mu p_r \quad (9)$$

or

$$p_t = p_r + \lambda g(r, t) k^\mu \nabla_\mu \rho, \quad (10)$$

where $g(r, t)$ is a generic function of r and t while λ is a parameter tuning the level of the anisotropy.

Because we are considering here a radiation dominated medium, it looks reasonable to assume the conservation of the trace of the stress-energy tensor, i.e. $T^\mu_\mu = 0$ [68], which gives an additional constraint relation between p_r and p_t ,

$$\rho - p_r - 2p_t = 0 \quad (11)$$

which, together with (9) or (10), allows to close the system of equations one needs to solve.

Looking at the form of the Misner-Sharp equations given by (8) we need to make sure that the behaviour at $R = 0$ is regular [67], implying

$$\lim_{R \rightarrow 0} \frac{p_r - p_t}{R} = 0. \quad (12)$$

This can be obtained choosing $g(r, t) = R(r, t)$ which compensates the $1/R$ term appearing in the anisotropic terms of the Misner-Sharp equations, keeping the parameter λ dimensionless, without introducing an additional characteristic scale into the problem. In this case, using $k^\mu \nabla_\mu = D_r$ combined with Eq. (9) and Eq. (11), the equations of state (EoS) for p_r and p_t read as

$$p_r = \frac{1}{3} [\rho - 2\lambda R D_r p_r], \quad p_t = \frac{1}{3} [\rho + \lambda R D_r p_r] \quad (13)$$

while when we combine Eq. (10) with Eq. (11), the equations of state (EoS) is given by

$$p_r = \frac{1}{3} [\rho - 2\lambda R D_r \rho], \quad p_t = \frac{1}{3} [\rho + \lambda R D_r \rho]. \quad (14)$$

Another interesting possibility is to choose $g(r, t) = \rho^n(r, t)$, where n is an integer. In this last case, the anisotropy parameter λ is dimensionfull but the equations of state for p_r and p_t depend only on local thermodynamic quantities of the comoving fluid element, a key difference with respect the previous case where the choice of $g(r, t) = R(r, t)$ makes the EoS genuinely non local. Using this second choice of $g(r, t)$ one obtains that

$$p_r = \frac{1}{3} [\rho - 2\lambda \rho^n D_r p_r], \quad p_t = \frac{1}{3} [\rho + \lambda \rho^n D_r p_r] \quad (15)$$

if the EoS is given by Eq. (9) while when the EoS is given by Eq. (10) one has

$$p_r = \frac{1}{3} [\rho - 2\lambda \rho^n D_r \rho], \quad p_t = \frac{1}{3} [\rho + \lambda \rho^n D_r \rho]. \quad (16)$$

As one can see, from the above equations, in the limit $\lambda = 0$ the isotropic limit $p_r = p_t = \rho/3$ is always reproduced.

IV. INITIAL CONDITIONS: MATHEMATICAL FORMULATION

A. The curvature profile

PBHs form from the collapse of nonlinear cosmological perturbations after they reenter the cosmological horizon. Following the standard result for large and rare peaks we assume spherical symmetry on superhorizon scales, where the local region of the Universe is characterized by an asymptotic solution ($t \rightarrow 0$) of Einstein's equations [69]. In this regime the asymptotic metric can be written as

$$ds^2 = -dt^2 + a^2(t) \left[\frac{dr^2}{1 - K(r)r^2} + r^2 d\Omega^2 \right]. \quad (17)$$

where $K(r)$ is the initial curvature profile for adiabatic perturbations, written as a perturbation of the 3-spatial metric, which is time independent on superhorizon scales. An alternative way to specify the curvature profile for adiabatic cosmological perturbations is the function $\zeta(\tilde{r})$, perturbing the scale factor, with the asymptotic metric given by

$$ds^2 = -dt^2 + a^2(t) e^{2\zeta(\tilde{r})} [d\tilde{r}^2 + \tilde{r}^2 d\Omega^2], \quad (18)$$

where $r = \tilde{r} e^{\zeta(\tilde{r})}$. In the following we are going to describe the initial conditions only in terms of $K(r)$, which allows a simpler mathematical description of the initial conditions, although one can always express them with $\zeta(\tilde{r})$, making a coordinate transformation [43]. This will be useful to connect the initial conditions to the power spectrum of cosmological perturbations [45].

B. Gradient expansion approximation

Although the initial amplitude of the curvature profile is non linear for PBH formation, the corresponding hydrodynamic perturbations, as energy density and velocity, are time dependent and vanish asymptotically going backwards in time (as $t \rightarrow 0$). Thus, they can be treated as small perturbations on superhorizon scales, when cosmological perturbations are still expanding. In this regime, all the time dependent quantities are nearly homogeneous and their perturbations are small deviations with respect to their background value, parametrized by

a fictitious parameter ϵ defined as the ratio between the Hubble radius H^{-1} and the characteristic scale L ,

$$\epsilon(t) \equiv \frac{H^{-1}}{L} \ll 1. \quad (19)$$

In the superhorizon regime, pure growing modes are of $O(\epsilon^2)$ in the first non zero term of the expansion [43, 70]. This approach is known in the literature as the long wavelength [71], gradient expansion [72] or separate universe approach [70, 73] and reproduces the time evolution of the linear perturbation theory. The hydrodynamic variables ρ , U , p_r , p_t and M , and the metric ones A , B and R , can be expanded as [74]

$$\begin{aligned} \rho &= \rho_b(t) [1 + \epsilon^2 \tilde{\rho}(r, t)] \\ p_r &= \frac{\rho_b(t)}{3} [1 + \epsilon^2 \tilde{p}_r(r, t)] \\ p_t &= \frac{\rho_b(t)}{3} [1 + \epsilon^2 \tilde{p}_t(r, t)] \\ U &= H(t)R [1 + \epsilon^2 \tilde{U}(r, t)] \\ M &= \frac{4\pi}{3} \rho_b(t) R^3 [1 + \epsilon^2 \tilde{M}(r, t)] \\ A &= 1 + \epsilon^2 \tilde{A}(r, t) \\ B &= \frac{R'}{\sqrt{1 - K(r)r^2}} [1 + \epsilon^2 \tilde{B}(r, t)] \\ R &= a(t)r [1 + \epsilon^2 \tilde{R}(r, t)]. \end{aligned} \quad (20)$$

where one should note that the multiplicative terms outside the parenthesis do not correspond always to the background values. Looking at the velocity U , for example, the perturbation of the Hubble parameter, described by $\tilde{U}(r, t)$, is separated with respect to the perturbation of the areal radius given by $\tilde{R}(r, t)$.

C. The perturbation amplitude

Before perturbing the Misner-Sharp equations in the next section, we introduce at this stage the definition of the perturbation amplitude, consistent with the criterion to find when a cosmological perturbation is able to form a PBH. This depends on the amplitude measured at the peak of the compaction function [39] defined as

$$\mathcal{C} \equiv 2 \frac{\delta M(r, t)}{R(r, t)}, \quad (21)$$

where $\delta M(r, t)$ is the difference between the Misner-Sharp mass within a sphere of radius $R(r, t)$, and the background mass $M_b(r, t) = 4\pi\rho_b(r, t)R^3(r, t)/3$ within the same areal radius, but calculated with respect to a spatially flat FLRW metric. As shown in [43], according to this criterion, the comoving length scale of the perturbation should be identified with the distance

$r = r_m$, where the compaction function reaches its maximum (i.e. $\mathcal{C}'(r_m) = 0$), a fact which allows to compute explicitly the parameter ϵ of the gradient expansion as

$$\epsilon = \frac{1}{aHr_m}. \quad (22)$$

The perturbation amplitude is defined as the mass excess of the energy density within the scale r_m , measured at the cosmological horizon crossing time t_H , defined when $\epsilon = 1$ ($aHr_m = 1$). Although in this regime the gradient expansion approximation is not very accurate, and the horizon crossing defined in this way is only a linear extrapolation, this provides a well defined criterion to measure consistently the amplitude of different perturbations, understanding how the threshold is varying because of the different initial curvature profiles (see [43] for more details).

The amplitude of the perturbation measured at t_H , which we refer to just as $\delta \equiv \delta(r_m, t_H)$, is given by the excess of mass averaged over a spherical volume of radius R_m , defined as

$$\delta \equiv \frac{4\pi}{V_{R_m}} \int_0^{R_m} \frac{\delta\rho}{\rho_b} R^2 dR \simeq \frac{3}{r_m^3} \int_0^{r_m} \frac{\delta\rho}{\rho_b} r^2 dr, \quad (23)$$

where $V_{R_m} = 4\pi R_m^3/3$. The second equality is obtained by neglecting the higher order terms in ϵ , approximating $R_m \simeq a(t)r_m$, which allows to simply integrate over the comoving volume of radius r_m .

V. INITIAL CONDITIONS: ANISOTROPIC QUASI-HOMOGENEOUS SOLUTION

We are now ready to perform the perturbative analysis computing the initial conditions as function of the time independent curvature profile $K(r)$. Introducing (20) into the the Misner-Sharp equations given by (8) one gets the following set of differential equations:

$$\begin{aligned} 2\tilde{R} + \frac{\partial\tilde{R}}{\partial N} &= \tilde{A} + \tilde{U} \\ 2\tilde{B} + \frac{\partial\tilde{B}}{\partial N} &= -r\tilde{A}' \\ \tilde{A}' &= -\frac{1}{4} \left[\tilde{p}'_r + \frac{2}{r} (\tilde{p}_r - \tilde{p}_t) \right] \\ \tilde{\rho} &= \frac{1}{3r^2} \left(r^3 \tilde{M} \right)' \\ \tilde{M} + \frac{\partial\tilde{M}}{\partial N} &= -4\tilde{U} - 4\tilde{A} - \tilde{p}_r \\ \tilde{U} &= \frac{1}{2} \left[\tilde{M} - K(r)r_m^2 \right], \end{aligned} \quad (24)$$

where $N \equiv \ln(a/a_i)$ is measuring the number of e-foldings, and a_i is the scale factor computed at an initial time t_i . In the following, we solve this set of equations using the EoS described earlier in Section III.

A. Equation of state with $g(r, t) = R(r, t)$

At a first glance, the Misner-Sharp equations obtained in (8) could have a non regular behaviour in the center ($R = 0$) because of the anisotropic corrections given by the two terms:

$$2\frac{U}{R}(p_r - p_t) \quad \text{and} \quad 2\frac{\Gamma}{R}(p_r - p_t).$$

The first one is naturally cured by the behaviour of $U \sim HR$, as specified in (20), while the second term, having $\Gamma(0) = 1$, requires a careful choice of the energy density profile, which will determine the difference ($p_r - p_t$). However this problem can be avoided with a careful choice of $f(r, t)$: in particular choosing $g(r, t) = R(r, t)$ is both canceling the possible divergence and making λ naturally scale independent parameter, having in this way a free scale problem as in the isotropic case.

This choice looks mathematically elegant and simple, but it has the drawback to introduce into the EoS a non local quantity, namely $R(r, t)$. Although it looks to be ad-hoc, it is useful to analyze such a case as a simple toy model in order to study the structure of the solution of the system of equations (24).

In this case, the explicit equations for the perturbation of the radial pressure \tilde{p}_r and the lapse perturbation \tilde{A} are given by

$$\tilde{p}_r - \tilde{\rho} = -\frac{2(2j+1)}{3}\lambda r f(r), \quad (25)$$

$$\tilde{A}' = -\frac{1}{4}[\tilde{p}_r' - 2(2j+1)\lambda f(r)], \quad (26)$$

where

$$f(r) = \sqrt{1 - K(r)r^2} \cdot \begin{cases} \tilde{p}_r' & \text{if } j = 0 \\ \tilde{\rho}' & \text{if } j = 1 \end{cases} \quad (27)$$

The index j allows to distinguish between Eq. (13) when the EoS is expressed in terms of pressure gradients ($j = 0$) and Eq. (14) when the EoS is expressed in terms of density gradients ($j = 1$).

Inserting Eq. (25) and (26) into (24) one finds the explicit quasi-homogeneous solution of the initial perturbation profiles as a function of the curvature profile $K(r)$:

$$\begin{aligned} \tilde{\rho} &= \frac{2}{3} \frac{[r^3 \mathcal{K}(r)]'}{3r^2} r_m^2 \\ \tilde{U} &= -\frac{1}{6} \mathcal{K}(r) r_m^2 - \frac{(2j+1)\lambda}{2} \mathcal{F}(r) \\ \tilde{M} &= \frac{2}{3} \mathcal{K}(r) r_m^2 \\ \tilde{A} &= -\frac{\tilde{\rho}}{4} + \frac{(2j+1)\lambda}{2} \frac{[r^3 \mathcal{F}(r)]'}{3r^2} \\ \tilde{B} &= r \left[\frac{\tilde{\rho}}{8} - \frac{(2j+1)\lambda}{4} \frac{[r^3 \mathcal{F}(r)]'}{3r^2} \right]' \\ \tilde{R} &= -\frac{\tilde{\rho}}{8} + \frac{\tilde{U}}{2} + \frac{(2j+1)\lambda}{4} \frac{[r^3 \mathcal{F}(r)]'}{3r^2}, \end{aligned} \quad (28)$$

where $\mathcal{K}(r)$ is an effective curvature profile

$$\mathcal{K}(r) \equiv K(r) - (2j+1) \frac{\lambda}{r_m^2} \mathcal{F}(r) \quad (29)$$

and

$$\mathcal{F}(r) = \int_{\infty}^r f(r') dr', \quad (30)$$

is sourcing the anisotropic modification of the quasi-homogeneous solution. In Appendix A, we show how to compute explicitly the profile of $f(r)$, analyzing how it is varying with λ .

It is easy to see that when $\lambda = 0$ from Eq. (25) and (26) we simply have $\tilde{p} = \tilde{\rho} = 4\tilde{A}$, canceling the two last terms of the differential equation for \tilde{M} in Eq. (24), and from Eq. (28) one is recovering the quasi-homogeneous solution for an isotropic radiation fluid, which has been derived in [74], and more extensively discussed in [43].

The effective curvature profile $\mathcal{K}(r)$ allows to write the anisotropic quasi-homogeneous solution in a form which is very similar to the isotropic case ($\lambda = 0$). Following this strategy one can introduce an effective energy density and velocity perturbation, $\tilde{\rho}_{\text{eff}}$ and \tilde{U}_{eff} , defined as

$$\tilde{\rho}_{\text{eff}} = \tilde{\rho} - 2(2j+1)\lambda \frac{[r^3 \mathcal{F}(r)]'}{3r^2} \quad (31)$$

$$\tilde{U}_{\text{eff}} = \tilde{U} + (2j+1) \frac{\lambda}{2} \mathcal{F}(r) = -\frac{1}{6} \mathcal{K}(r) r_m^2. \quad (32)$$

where one can appreciate that \tilde{U}_{eff} expressed in terms of the effective curvature $\mathcal{K}(r)$ takes the same form as in the isotropic case. The effective energy density and velocity perturbations allow to write all the other perturbed variables just as a linear combinations of these two quantities

$$\begin{aligned} \tilde{M} &= -4\tilde{U}_{\text{eff}} \\ \tilde{A} &= -\frac{\tilde{\rho}_{\text{eff}}}{4} \\ \tilde{B} &= \frac{r}{8} \tilde{\rho}'_{\text{eff}} \\ \tilde{R} &= -\frac{\tilde{\rho}_{\text{eff}}}{8} + \frac{\tilde{U}}{2}, \end{aligned} \quad (33)$$

keeping the same functional form of the isotropic solution (see [43] for more details).

B. Equation of state with $g(r, t) = \rho^n(r, t)$

An alternative choice for the equation of state is $g(r, t) = \rho^n(r, t)$ as suggested in [63], motivated by physical considerations based on a microphysical description of the matter. This makes the EoS for p_r and p_t just a function of local thermodynamic quantities. However, one should then require that $\rho^n(D_r p_r)/R$ should vanish

at least as $R \rightarrow 0$, in order to ensure a regular behaviour in the center ($R = 0$).

In this case, the explicit equations to compute the perturbation of the radial pressure \tilde{p}_r and the lapse perturbation \tilde{A} read as

$$\tilde{p}_r - \tilde{\rho} = -\frac{2(2j+1)\lambda}{3} \frac{\rho_b^n(a)}{a} r f(r) \quad (34)$$

$$\tilde{A}' = -\frac{1}{4} \left[\tilde{p}_r' - 2(2j+1)\lambda \frac{\rho_b^n(a)}{a} f(r) \right] \quad (35)$$

where in this time $f(r)$ is defined as

$$f(r) = \frac{\sqrt{1 - K(r)r^2}}{r} \cdot \begin{cases} \tilde{p}_r' & \text{if } j = 0 \\ \tilde{\rho}' & \text{if } j = 1 \end{cases} \quad (36)$$

As in the previous section, for $j = 0$ the EoS is expressed in terms of pressure gradients, following now Eq. (15), while for $j = 1$ it is expressed in terms of energy density gradients, corresponding here to Eq. (16).

Inserting these expressions into Eq. (24) one obtains the following quasi-homogeneous solution

$$\begin{aligned} \tilde{\rho} &= \frac{2}{3} \frac{[r^3 \mathcal{K}(r)]'}{3r^2} r_m^2 \\ \tilde{U} &= -\frac{1}{6} \mathcal{K}(r) r_m^2 - \frac{(2j+1)\lambda}{2} \Phi(a) \mathcal{F}(r) \\ \tilde{M} &= \frac{2}{3} \mathcal{K}(r) r_m^2 \\ \tilde{A} &= -\frac{1}{4} \tilde{\rho} + \frac{(2j+1)\lambda}{2} \frac{\rho_b^n(a)}{ar_m} \frac{[r^3 \mathcal{F}(r)]'}{3r^2} \\ \tilde{B} &= r \left[\frac{1}{8} \tilde{\rho} + (2j+1)\lambda \left(I_1(a) + \frac{\Phi(a)}{12} \right) \frac{[r^3 \mathcal{F}(r)]'}{3r^2} \right]' \\ \tilde{R} &= -\frac{\tilde{\rho}}{8} + \frac{\tilde{U}}{2} - (2j+1)\lambda \left[I_1(a) + \frac{\Phi(a)}{12} \right] \frac{[r^3 \mathcal{F}(r)]'}{3r^2} \\ &\quad + (2j+1)\lambda \left[I_2(a) + \frac{\Phi(a)}{6} \right] \mathcal{F}(r), \end{aligned} \quad (37)$$

where Φ , I_1 and I_2 are three time dependent functions multiplying the anisotropic terms, and it is simple to see that when $\lambda = 0$ one is recovering in Eq. (37) the isotropic limit of the quasi homogeneous solution.

The effective curvature profile $\mathcal{K}(r)$ reads now as

$$\mathcal{K}(r) \equiv K(r) - (2j+1) \frac{\lambda}{r_m^2} \Phi(a) \mathcal{F}(r), \quad (38)$$

where $\mathcal{F}(r)$ is defined as

$$\mathcal{F}(r) \equiv r_m \int_{\infty}^r f(r') dr'. \quad (39)$$

and in the Appendix A one can find the details to compute explicitly the profile of $f(r)$, analyzing how this is varying with λ .

The time dependent functions Φ , I_1 and I_2 , are solutions of the following system of equations:

$$\begin{aligned} \Phi'(N) + 3\Phi(N) &= 3 \frac{\rho_b^n(N)}{a(N)r_m} \\ I_1'(N) + 2I_1(N) &= -\frac{\Phi(N)}{6} - \frac{\rho_b^n(N)}{2a(N)r_m} \\ I_2'(N) + 2I_2(N) &= -\frac{\Phi(N)}{3} \end{aligned} \quad (40)$$

where we have chosen $\Phi(0) = I_1(0) = I_2(0) = 0$ as boundary conditions. This refers to the fact that at initial time $N = 0$, corresponding to an initial scale factor $a = a_i$, when one assumes the perturbations have been generated - by inflation or any other physical mechanism in the very early Universe - it is reasonable to consider the radiation medium to be still isotropic. The solution for Φ , I_1 and I_2 obtained from the above mentioned system of differential equations are given by the following expressions:

$$\begin{aligned} \Phi(a) &= \Phi_0 \left(\frac{a}{a_i} \right)^{-3} \left[\left(\frac{a}{a_i} \right)^{-(4n-2)} - 1 \right] \\ I_1(a) &= -\frac{1}{6(1-4n)} \Phi_0 \left(\frac{a}{a_i} \right)^{-3} \left[1 - 4n + \right. \\ &\quad \left. - 4(1-2n) \frac{a}{a_i} + (3-4n) \left(\frac{a}{a_i} \right)^{-(4n-2)} \right] \\ I_2(a) &= -\frac{1}{3(1-4n)} \Phi_0 \left(\frac{a}{a_i} \right)^{-3} \left[1 - 4n + \right. \\ &\quad \left. - 2(1-2n) \frac{a}{a_i} + \left(\frac{a}{a_i} \right)^{-(4n-2)} \right]. \end{aligned} \quad (41)$$

where

$$\Phi_0 = \frac{3}{2(1-2n)} \frac{\rho_{b,i}^n}{a_i r_m}. \quad (42)$$

The crucial difference between this case with respect to the previous Section V A, is the presence of the function $\Phi(a)$ in Eq. (38), which is also sourcing the functions $I_1(a)$ and $I_2(a)$. In general, these three functions are not dimensionless because of the time dependent coefficient $\rho_{b,i}^n(a)/(ar_m)$, changing the nature of the anisotropic parameter λ , which is also not dimensionless. This corresponds to a characteristic physical scale characterizing the problem, as one can see in the definition of \mathcal{F} in Eq. (39) where the intrinsic scale r_m is now explicitly appearing.

These functions modulate how the anisotropic behaviour of the medium is varying during the expansion of the Universe, while in the previous case the anisotropy was not affected by the Universe expansion. In the limit of $n = -1/4$ and $a \gg a_i$ the functions Φ , I_1 and I_2 become time independent, and normalizing then $\rho_{b,i}^n(a)/(ar_m) = 1$, we get $\Phi = \Phi_0 = 1$, $I_1 = -1/3$ and $I_2 = -1/6$, reproducing the solution of Section V A.

VI. RESULTS

We can now compute explicitly the anisotropic initial conditions for different values of λ in order to study the effect of the anisotropy on the shape of the energy density perturbation profiles, which will translate into a modified threshold of PBHs. With the fourth order Runge-Kutta numerical algorithm we compute the pressure and energy density gradient profiles (see Appendix A for more details) which allows to compute explicitly the quasi homogeneous solution derived in the previous section.

A. The shape parameter

As seen in [43–45] the threshold for PBHs depends on the shape of the cosmological perturbation, characterized by the width of the peak of the compaction function $\mathcal{C}(r)$ defined in Eq. (21), measured by a dimensionless parameter defined as

$$\alpha \equiv -\frac{r_m^2 \mathcal{C}''(r_m)}{4\mathcal{C}(r_m)}. \quad (43)$$

The value of r_m is the characteristic comoving scale of the perturbation, where the compaction function has a peak, corresponding to the location where the apparent horizon of a black hole will form during the collapse if the height of the peak, which is measuring the perturbation amplitude δ , is larger than the threshold δ_c .

In general for larger values of α the peak of the compaction function becomes sharper while the peak of the energy density perturbation gets broader, whereas for smaller values of α we have the opposite behavior. The strict relation between the shape of the compaction function and the shape of the energy density perturbation is related to the Birkhoff theorem, where the collapse is mainly affected by the matter distribution inside the region forming the black hole, which is determined just by one parameter, plus very small second order corrections induced by the shape of the perturbation outside this region [43].

Looking at the quasi homogeneous solution derived in section V we have

$$\mathcal{C}(r) \simeq \frac{r^2}{r_m^2} \tilde{M} + O(\epsilon^2) = \frac{2}{3} \mathcal{K}(r) r^2 \quad (44)$$

which is a generalization of the expression for the isotropic solution, replacing $K(r)$ with $\mathcal{K}(r)$. The value of r_m is computed imposing $\mathcal{C}'(r_m) = 0$, which gives

$$\mathcal{K}(r_m) + \frac{r_m}{2} \mathcal{K}'(r_m) = 0. \quad (45)$$

Using then Eq. (38), Eq. (45) can be explicitly written as

$$K(r_m) + \frac{r_m}{2} K'(r_m) = (2j+1) \frac{\lambda \Phi(a)}{r_m^2} \left[\mathcal{F}(r_m) + \frac{r_m}{2} \mathcal{F}'(r_m) \right]. \quad (46)$$

To compute now the shape parameter α we replace Eq. (38) into Eq. (44) computing then the second derivative $\mathcal{C}''(r_m)$. The full expression of α in terms of $K(r)$, $\mathcal{F}(r)$, $\Phi(a)$, λ and j is very complicated, but we can understand the qualitative effect of the anisotropy making a perturbative expansion for $\lambda \ll 1$

$$\alpha \simeq \alpha_0 \{ 1 + (2j+1) [p(r_m) - q(r_m)] \Phi(a) \lambda + (2j+1)^2 p(r_m) q(r_m) \Phi^2(a) \lambda^2 \}, \quad (47)$$

where α_0 is the shape parameter when $\lambda = 0$, and $p(r)$ and $q(r)$ are two dimensionless functions defined as

$$p(r) \equiv \frac{\mathcal{F}(r)}{K(r)r^2} \quad (48)$$

$$q(r) \equiv \frac{1}{r^2} \frac{\mathcal{F}''(r)r^2 + 4r\mathcal{F}'(r) + 2\mathcal{F}(r)}{K''(r)r^2 + 4rK'(r) + 2K(r)}. \quad (49)$$

The shape parameter α_0 of the isotropic solution is associated to a family of curvature profiles for $K(r)$

$$K(r) = \mathcal{A} \exp \left[-\frac{1}{\alpha_0} \left(\frac{r}{r_{m,0}} \right)^{2\alpha_0} \right], \quad (50)$$

where $r_{m,0}$ is the comoving scale of the perturbation, obtained from Eq. (46) when $\lambda = 0$, and \mathcal{A} is a parameter varying the perturbation amplitude. In particular, for $\alpha_0 = 1$, we have the simplest, and more representative shape, given by a Gaussian profile of the curvature profile $K(r)$, corresponding to a Mexican hat profile of the energy density perturbation. Inserting this into Eq. (38), and solving numerically for the function $\mathcal{F}(r)$ to compute the effect of the pressure or energy density gradients, we can see how the Mexican hat profile of the energy density perturbation is varying with the amplitude of the anisotropy measured with λ .

B. The threshold of PBHs

In the following, we use a value of $\delta_c \simeq 0.5$ corresponding to $\alpha_0 = 1$ and $\lambda = 0$, as a reference value to start with, where the corresponding value of \mathcal{A} (see [43] for more details) is given by

$$\mathcal{A} r_{m,0}^2 = \frac{3e}{2} \delta. \quad (51)$$

After normalizing $r_{m,0}^2 = 1$ and inserting this into Eq. (46) we find that $r_m \simeq r_{m,0}$ which means that there is not a significant change in the characteristic scale. The main effect on the shape is given by the competition of the two functions defined in Eq. (48) and (49). We have observed that in general $p(r_m) > q(r_m)$ and therefore from Eq. (47) one can easily infer that, considering terms up to order $O(\lambda)$ in Eq. (47), for positive values of λ the value of the shape parameter increases, making the shape of the compaction function sharper and the shape of the energy density perturbation profiles broader.

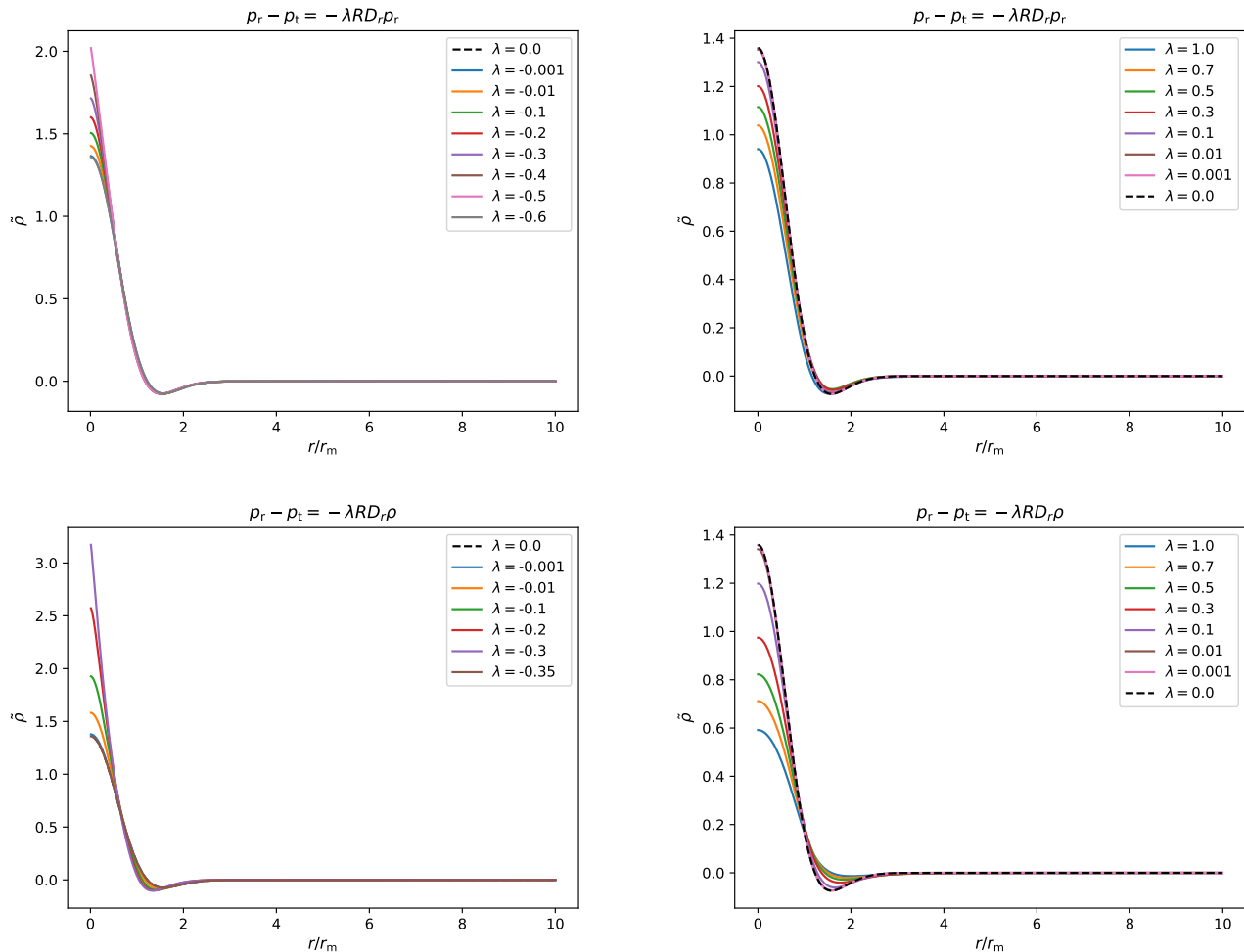


FIG. 1. In this figure, we show the behavior $\tilde{\rho}$ against r/r_m when $g(r, t) = R(r, t)$. In the top panels, we consider the case where the equation of state of the anisotropic fluid is given in terms of pressure gradients, following Eq. (13), whereas in the bottom panel we account for the case where the equation of state is given in terms of energy density gradients, following Eq. (14). The left panels consider negative values of the anisotropy parameter λ while the right ones account for positive values.

On the other hand, negative values of λ gives a smaller value of α , broadening the shape of the compaction function while the energy density perturbation profiles gets steeper.

This behavior is shown in Figure 1, where we plot $\tilde{\rho}$ for different values of λ when $g(r, t) = R(r, t)$: the upper plots correspond to the EoS expressed in terms of pressure gradients ($j = 0$) while the bottom ones refer to the EoS expressed in terms of energy density gradients ($j = 1$). The left plots of this figure are instead characterized by negative values of λ while the right plots are characterized by positive values of λ .

Starting from $\lambda = 0$ when the fluid is isotropic, we observe for $\lambda < 0$ an increase of the amplitude of the peak of the energy density perturbation and the profile sharpens more and more. This translates into a broadening of the peak of the compaction function, enhancing the formation of PBHs. This could be explained with

simple physical arguments by the following reasoning: given the fact that the pressure/energy density gradient profile is mainly negative (see Appendix A), from $p_r - p_t = -\lambda R D_r (p_r \text{ or } \rho)$, one has that $p_r < p_t$ and the radial pressure is reduced with respect to the tangential one. By consequence, one would expect to be easier for a cosmological perturbation to collapse along the radial direction with respect to the isotropic case and consequently the peak of the energy density perturbation to be larger compared to the case with $\lambda = 0$. On the other hand, when $\lambda > 0$ we have $p_r > p_t$, giving a larger value of the radial component of the pressure compared to the isotropic case. This translate into a reduced amplitude of the peak of the energy density perturbations with respect to the isotropic one, which makes the collapse of cosmological perturbations into PBHs more difficult.

In Figure 2, we analyze the effect of the anisotropy on the profile of the energy density perturbation when the

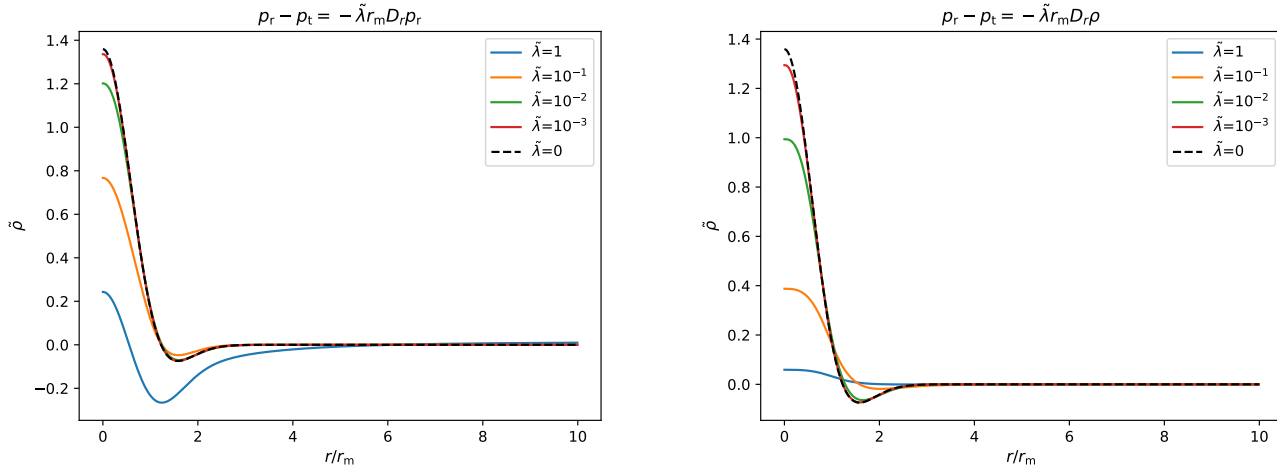


FIG. 2. In this figure, we show the behavior $\tilde{\rho}$ against r/r_m when $g(r, t) = \rho^n(r, t)$. In the left panel, we consider the case where the equation of state of the anisotropic fluid is given in terms of pressure gradients, following Eq. (15), whereas in the right panel we account for the case where the equation of state is given in terms of energy density gradients, following Eq. (16).

equation of state is characterized by $g(r, t) = \rho^n(r, t)$, rescaling the anisotropic parameter in a dimensionless form

$$\tilde{\lambda} \equiv \frac{\lambda \rho_{b,i}^n}{r_m}, \quad (52)$$

which allows to rewrite the EoS as

$$p_r = \frac{1}{3} \left[\rho - 2\tilde{\lambda} r_m \left(\frac{\rho}{\rho_{b,i}} \right)^n D_r \left\{ \begin{array}{l} p_r \quad (j=0) \\ \rho \quad (j=1) \end{array} \right\} \right]. \quad (53)$$

In this case, we consider only positive values of $\tilde{\lambda}$ because of the structure of Eq. (A5) and Eq. (A6) (see the ion in Appendix A 2 for more details). As we have discussed in Section VB, this EoS introduces a characteristic scale into the problem, which requires to specify an additional parameter μ defined as the ratio between the energy scales at horizon crossing ($\epsilon_{\text{HC}} = 1$) and the energy scale at the initial time t_i when the perturbations are generated, i.e. $\mu \equiv \left(\frac{\rho_{b,\text{HC}}}{\rho_{b,i}} \right)^{1/4}$. This time depends on the particular cosmological model (e.g. inflation) of the early Universe one is taking into account.

From the EoS seen in Eq. (53) one can identify three main contributions. First, the dimensionless parameter $\tilde{\lambda}$ accounting for the anisotropy of the medium. Second, the term $\left(\frac{\rho}{\rho_{b,i}} \right)^n$ measuring the effect of cosmic expansion, and finally $D_r(p_r, \rho)$ which accounts for the effect of the pressure or energy density gradients. As it looks reasonable we assume that for $t \rightarrow \infty$ the contribution of the pressure and energy density gradients disappear. This constrains the value of the exponent of ρ just to non negative values ($n \geq 0$).

In Figure Fig. 2 we analyze the simplest model with $n = 0$, $\mu = 10^{-10}$. The qualitative behavior is similar to the case where $g(r, t) = R(r, t)$ with a positive value of $\tilde{\lambda}$

enhancing the radial pressure compared to the tangential one and reducing the height of the peak of $\tilde{\rho}$ with respect to the isotropic case, making in this way more difficult for cosmological perturbations to collapse into PBHs.

The effect of the anisotropy on the shape of the energy density perturbation can be used to estimate the corresponding effect on the threshold δ_c for PBH formation. To do so, we make the assumption that δ_c has the same dependence on the shape of the initial energy density perturbation profile. As the numerical simulations have shown there is a simple analytic relation for the threshold of PBH formation as a function of the shape parameter, α , corresponding to the numerical fit given by Eq. (44) of [45], given by

$$\delta_c = \begin{cases} \alpha^{0.047} - 0.50 & 0.1 \lesssim \alpha \lesssim 7 \\ \alpha^{0.035} - 0.475 & 7 \lesssim \alpha \lesssim 13 \\ \alpha^{0.026} - 0.45 & 13 \lesssim \alpha \lesssim 30. \end{cases} \quad (54)$$

This allows to compute how δ_c is varying with respect to the amplitude of the anisotropy, as we show explicitly in Fig. 3, for the model plotted in Figures 1 and 2, when $g(r, t) = R(r, t)$ and $g(r, t) = \rho^n(r, t)$ respectively, using in particular $n = 0$ and $\mu = 10^{-10}$.

As one can see from Fig. 3, an initial increase of δ_c is observed, which is somehow expected, as explained before in Sec. VIA, for an increasing amplitude of the anisotropy, because the shape parameter α becomes larger with λ . This is related to the enhancement of the radial pressure with respect to the tangential one, an effect that works against the gravitational collapse. However from this figure we can see a critical value of λ and $\tilde{\lambda}$, followed by a decreasing behaviour of δ_c , when the linear regime of α does not hold. This effect is due to the term $O(\lambda^2)$ in Eq. (47), becoming important when $\lambda \sim 1$. However, we cannot fully trust the perturba-

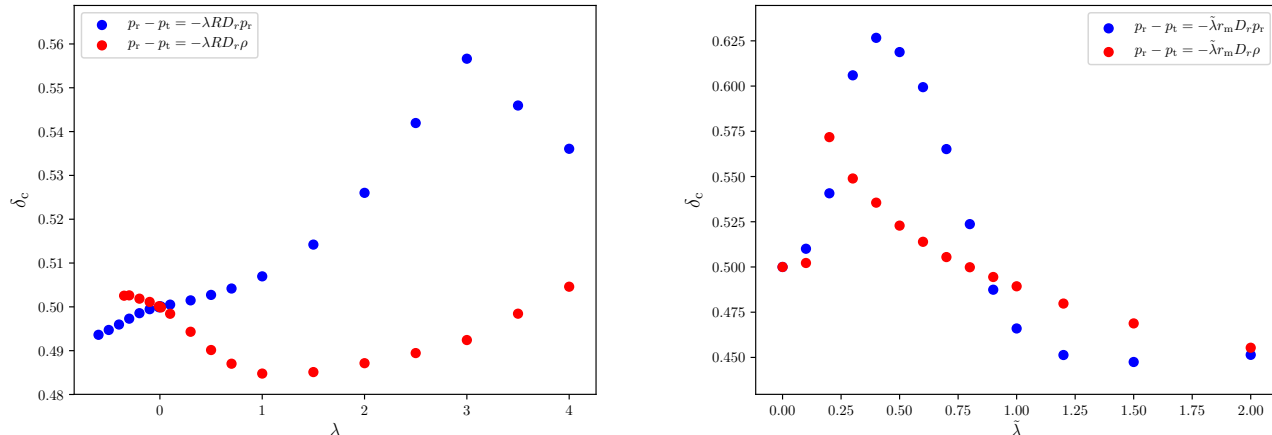


FIG. 3. This figure shows the threshold of PBHs δ_c as a function of the amplitude of the anisotropy. In the left panel, we see the case where $g(r, t) = R(r, t)$ while in the right panel we consider a more general model with $g(r, t) = \rho^\nu(r, t)$. For both cases the blue dots indicate the values of the threshold when the anisotropic term of the equation of state is modeled in terms of pressure gradients while the red dots correspond to values of the threshold when the anisotropic term is written in terms of gradients of the energy density.

tive approach in this regime where δ_c is decreasing with λ or $\tilde{\lambda}$ and full numerical simulations solving the non-linear hydrodynamic equations are necessary to confirm to which extent Eq. (54) holds for a non linear amplitude of the anisotropy. Despite this fact, the results obtained here give a reasonable estimation of the effect of the anisotropy on the threshold of PBH formation when λ and $\tilde{\lambda}$ are not too large, with a change of the threshold up to 25%. This would mean, potentially, a relevant change of the abundance of PBHs if the early Universe was significantly non isotropic.

VII. CONCLUSIONS

In this work, we have studied the formation of PBHs within a radiation fluid described by an anisotropic pressure. By making use of a covariant formulation of the equation of state and performing a gradient expansion approximation on superhorizon scales we have computed the anisotropic quasi homogeneous solution describing the initial conditions that one would need to use in the future for numerical simulations. Using this solution we have investigated the effect of the anisotropy on the shape of the energy density perturbation profile, estimating the corresponding value of the threshold of PBHs, assuming that δ_c has the same relation with the shape of the energy density perturbation profile as when the fluid is isotropic.

Although the estimation of the threshold of PBH computed here is consistent only for small value of the anisotropic parameter ($\lambda \ll 1$), the qualitative behaviour δ_c we have found looks to be consistent, and gives a reasonable solution to a problem that has never been studied before. To obtain a more quantitative and precise answer

to such a problem, when the amplitude of the anisotropy is not small, it will be necessary in the future to perform full numerical simulations, generalizing for example the code used in previous works of this type, as in [43, 45], and we are currently working in this direction. In particular, we have in mind the possibility of relating the anisotropy of the fluid with the deviations from spherical symmetry, generalizing the spherically symmetric collapse to a more general elliptic scenario.

Before to conclude we should comment here the model $g(r, r) = R(r, t)$ where the behavior of α and δ_c is significantly different when the difference $p_r - p_t$ is proportional to the pressure gradients with respect to the case when $p_r - p_t$ is proportional to the energy density gradients. In the first case δ_c is initially increasing with λ up to a critical point and then is decreasing, while in the second case δ_c is first decreasing and then increasing. It is difficult to understand the physical motivation of this discordant behaviour. This model however is not based on solid physical grounds, because the EoS with $g(r, t) = R(r, t)$ is not expressed in terms of local quantities, as one would normally expect for the equation of state of a perfect fluid, corresponding to a very special case, with $n = -1/4$, of the second more general model, as we have seen at the end of Section V B.

Analyzing this first model has been useful to simplify the problem, understanding how to write the anisotropic quasi homogeneous solution in a clear and self consistent form. However, only the model elaborated later in Section V B, where the EoS is written only in terms of local quantities, and the anisotropy is varying also with the expansion of the Universe, looks to be more physically plausible, and therefore should be seriously taken into account for further studies on the subject.

ACKNOWLEDGMENTS

We would like to thank A. W. Riotto, Paolo Pani, David Langlois, Vincent Vennin, Valerio De Luca, Gabriele Franciolini and John C. Miller, for useful discussions and comments.

I. M. acknowledges financial support provided under the European Union's H2020 ERC, Starting Grant agreement no. DarkGRA-757480 and under the MIUR PRIN programme, and support from the Amaldi Research Center funded by the MIUR program "Dipartimento di Eccellenza" (CUP: B81I18001170001).

T. P. acknowledges financial support from the Fondation CFM pour la Recherche in France, the Alexander S. Onassis Foundation - Scholarship ID: FZO 059-1/2018-2019, the Foundation for Education and European Culture in Greece and the A.G. Leventis Foundation.

Appendix A: Density and pressure gradients

In this appendix, we give some additional details on the pressure and energy density gradient profiles for both EoS, $g(r, t) = R(r, t)$ and $g(r, t) = \rho^n(r, t)$.

1. Equation of state with $g(r, t) = R(r, t)$

In the case where the equation of state is given in terms of pressure gradients, following Eq. (13), in order to get the pressure gradient profile, one should combine Eq. (25) and the equation for $\tilde{\rho}$ from Eq. (28) to find the behaviour of $f(r)$ defined in Eq. (27) as solution of the following differential equation:

$$\begin{aligned} & \frac{8\lambda}{9} r \sqrt{1 - K(r)r^2} f'(r) + \left[\frac{14\lambda}{9} \sqrt{1 - K(r)r^2} + 1 \right] f(r) \\ & - \frac{2}{3} \left\{ \frac{[r^3 K(r)]'}{3r^2} \right\}' r_m^2 \sqrt{1 - K(r)r^2} = 0, \end{aligned} \quad (\text{A1})$$

with the boundary condition $f(0) = 0$, as imposed by Eq. (12). For $\lambda = 0$ one recovers the isotropic quasi-homogeneous limit,

$$f_{\lambda=0}(r) = \frac{2}{3} \left\{ \frac{[r^3 K(r)]'}{3r^2} \right\}' r_m^2 \sqrt{1 - K(r)r^2}. \quad (\text{A2})$$

Solving Eq. (A1) one can compute the profile of the pressure gradients $\frac{\partial \tilde{p}_r}{\partial r}$ that inserted into Eq. (30) allows us to compute explicitly the quasi homogeneous solution of Eq. (28).

In the case where the equation of state is given in terms of energy density gradients, following Eq. (14), with the same reasoning as before one gets the following equation

for $f(r)$:

$$\begin{aligned} & \frac{2\lambda}{3} r \sqrt{1 - K(r)r^2} f'(r) + \left[\frac{8\lambda}{3} \sqrt{1 - K(r)r^2} + 1 \right] f(r) + \\ & - \frac{2}{3} \left\{ \frac{[r^3 K(r)]'}{3r^2} \right\}' r_m^2 \sqrt{1 - K(r)r^2} = 0, \end{aligned} \quad (\text{A3})$$

with the boundary condition $f(0) = 0$.

In Figure 4, we show the pressure gradient and energy density gradient profiles for different positive and negative values of the anisotropy parameter λ . As one can clearly see, in the case where $\lambda < 0$, there is a divergence of the pressure and energy density gradient profile in the center below a critical value. This behavior is due to the mathematical structure of Eq. (A1) and Eq. (A3), where the radial derivatives of \tilde{p}_r and $\tilde{\rho}$ diverge at $r = 0$, for $\lambda < -9/14$ and $\lambda < -3/8$, respectively.

To see this more in detail, consider for example the EoS in terms of the energy density gradients (the same applies also for the pressure gradients) and develop $f(r)$ defined in Eq. (27) around zero as

$$f(r) = j_0 + j_1 r + j_2 r^2/2,$$

where

$$j_0 = f(0) = \tilde{\rho}'(0), \quad j_1 = f'(0) \quad \text{and} \quad j_2 = f''(0)$$

and then using the differential equation (A3) we get that

$$\begin{aligned} & \frac{2\lambda r}{3} \left(1 - \frac{\mathcal{A}r^2}{2} \right) (j_0 + j_1 r) \\ & + \left[\frac{8\lambda}{3} \left(1 - \frac{\mathcal{A}r^2}{2} \right) + 1 \right] \left(j_0 + j_1 r + \frac{j_2 r^2}{2} \right) \\ & - \tilde{\rho}'_{\text{iso}} \left(1 - \frac{\mathcal{A}r^2}{2} \right) = 0. \end{aligned} \quad (\text{A4})$$

Making now the limit for $r \rightarrow 0$ we obtain that

$$j_0 = \tilde{\rho}'(0) = \lim_{r \rightarrow 0} \frac{\tilde{\rho}'_{\text{iso}}(r)}{1 + \frac{8\lambda}{3}},$$

where $\tilde{\rho}'_{\text{iso}} = \frac{2}{3} \left\{ \frac{[r^3 K(r)]'}{3r^2} \right\}' r_m^2$.

If $\lambda < -3/8$ one gets that $\tilde{\rho}'(0) = 0^+$ which is not consistent because $\tilde{\rho}'(0)$ should approach zero from negative values, namely $\tilde{\rho}'_{\text{iso}}(0) = 0^-$. However, if $\lambda > -3/8$ one obtains the consistent result that $\tilde{\rho}'(0) = 0^-$. For the critical value $\lambda = -3/8$, applying the De l'Hopital theorem and considering that $\tilde{\rho}''_{\text{iso}}(0) < 0$, one gets

$$\tilde{\rho}'(0) = \lim_{r \rightarrow 0} \frac{\tilde{\rho}'_{\text{iso}}(r)}{1 + \frac{8\lambda}{3}} = -\infty \neq 0^-.$$

Therefore, in the case of $p_r - p_t = -\lambda R D_r \rho$ with $\lambda < 0$ one gets that λ should be larger than a critical value, namely $\lambda > \lambda_c = -3/8$. When $p_r - p_t = -\lambda R D_r p_r$, following the same procedure, one obtains that $\lambda > \lambda_c = -9/14$ in order to avoid the pressure gradient profiles to diverge at $r = 0$.

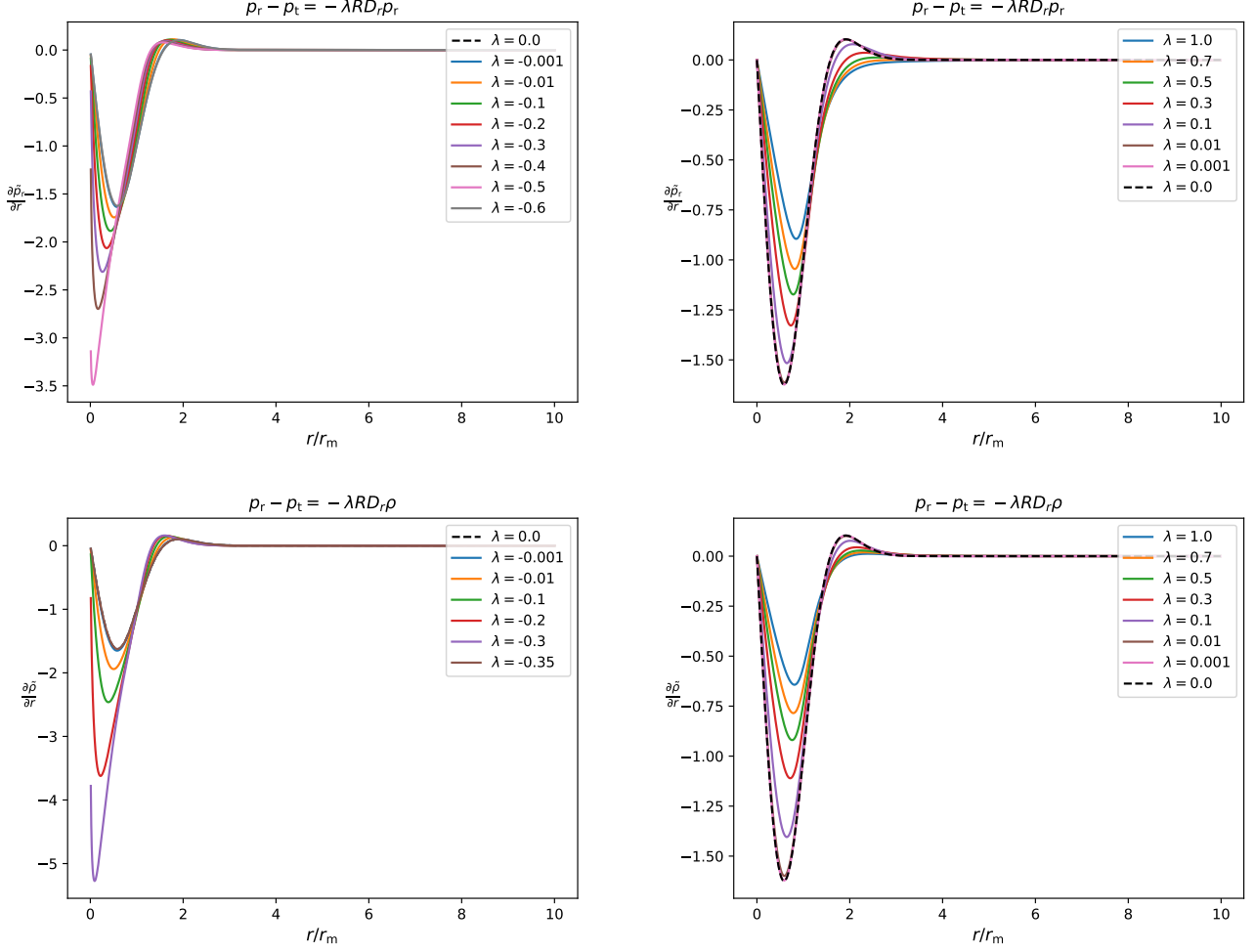


FIG. 4. In this figure, we show the behavior of $\frac{\partial \tilde{\rho}_r}{\partial r}$ and $\frac{\partial \tilde{\rho}}{\partial r}$ against r/r_m . The top panels concern the case where the equation of state is given in terms of pressure gradients, following Eq. (13), whereas the bottom panels stand for the case where the equation of state is given in terms of energy density gradients, following Eq. (14). The left figures show the gradient profiles when $\lambda < 0$ whereas the right ones consider values of $\lambda > 0$.

2. Equation of state with $g(r, t) = \rho^n(r, t)$

In the case where the EoS is given in terms of pressure gradients, following Eq. (15), one should combine Eq. (34) and $\tilde{\rho}$ from Eq. (37) to obtain after a straightforward calculation the following differential equation for the function $f(r)$:

$$\begin{aligned} & \sqrt{1 - K(r)r^2} \left[\frac{2\lambda\rho_b^n(a)}{3ar_m} - \frac{\Phi(a)}{3} \right] r f'(r) \\ & + \left\{ \left[\frac{2\lambda\rho_b^n(a)}{3ar_m} - \frac{4\Phi(a)}{3} \right] \sqrt{1 - K(r)r^2} + r \right\} f(r), \quad (\text{A5}) \\ & - \frac{2}{3} \left[\frac{(r^3 K(r))'}{3r^2} \right]' r_m^2 \sqrt{1 - K(r)r^2} = 0 \end{aligned}$$

where $f(r)$ is defined in Eq. (36). The above differential equation should satisfy the boundary condition $\lim_{r \rightarrow 0} f(r) = 0$ as imposed by Eq. (12).

Finally, in the case where the equation of state is given in terms of energy density gradients, following Eq. (16), with the same reasoning as before one obtains the following differential equation for the function $f(r)$:

$$\begin{aligned} & \frac{\Phi(a)\sqrt{1 - K(r)r^2}}{3} r f'(r) \\ & + \left\{ \frac{4\Phi(a)}{3} \sqrt{1 - K(r)r^2} - r \right\} f(r), \quad (\text{A6}) \\ & + \frac{2}{3} \left[\frac{(r^3 K(r))'}{3r^2} \right]' r_m^2 \sqrt{1 - K(r)r^2} = 0 \end{aligned}$$

with $f(r)$ satisfying again the boundary condition $\lim_{r \rightarrow 0} f(r) = 0$.

In Figure 5 we show the pressure and energy density gradient profiles for different values of λ and $n = 0$. In this case, negative values of λ lead to a divergence of the radial derivatives of $\tilde{\rho}_r$ and $\tilde{\rho}$ at $r = 0$ and therefore

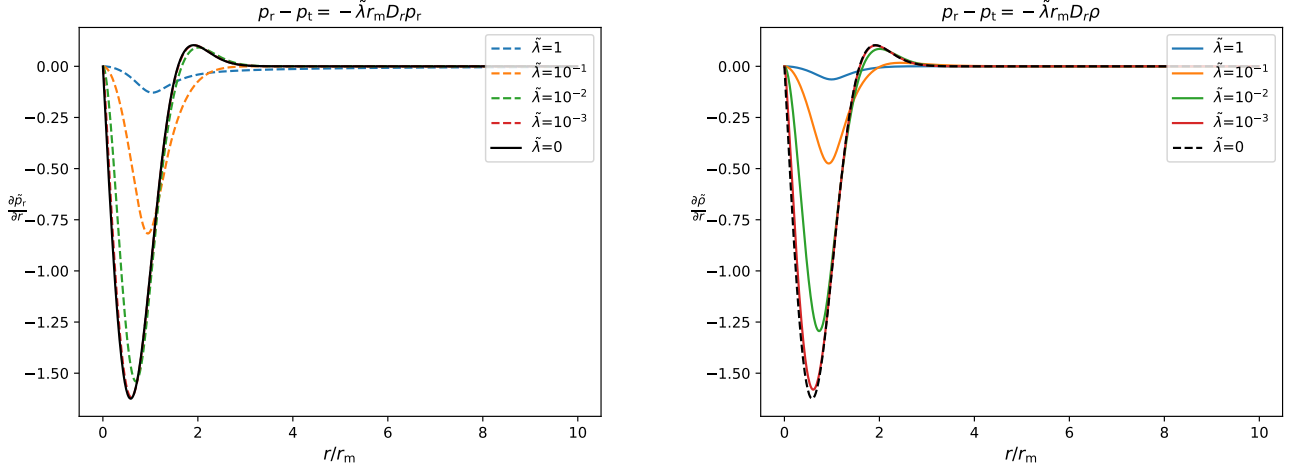


FIG. 5. In this figure we show the behavior of $\frac{\partial \tilde{p}_r}{\partial r}$ (left panel) and $\frac{\partial \tilde{p}}{\partial r}$ (right panel) against r/r_m for $n = 0$ and $\lambda > 0$.

they should not be taken into account. This can be seen applying the same gradient expansion around zero for Eq. (A5) as before, which gives

$$\tilde{p}'_r(0) = \lim_{r \rightarrow 0} \frac{\tilde{p}'_{r,\text{iso}}(r)}{\frac{2}{9(1-2n)} \frac{\tilde{\lambda}}{\mu} \left(\frac{\mu}{\epsilon_0}\right)^3 \left[(5-6n) \left(\frac{\mu}{\epsilon_0}\right)^{4n-2} - 2 \right]},$$

where $\tilde{p}'_{r,\text{iso}} = \frac{2}{3} \left\{ \left[\frac{r^3 K(r)}{3r^2} \right]' \right\}' r_m^2$, and the necessary condition in order not obtain a divergence at $r = 0$ is

$$\frac{2}{9(1-2n)} \frac{\tilde{\lambda}}{\mu} \left(\frac{\mu}{\epsilon_0}\right)^3 \left[(5-6n) \left(\frac{\mu}{\epsilon_0}\right)^{4n-2} - 2 \right] > 0. \quad (\text{A7})$$

From the above expression, fixing μ and ϵ_0 one may identify two regimes, $n > 1/2$ and $n < 1/2$. In particular,

when $n > 1/2$ assuming that $\mu/\epsilon_0 \ll 1$, one obtains that the second term in the brackets of Eq. (A7) is dominant and $\tilde{\lambda} > 0$. On the other hand, if $n < 1/2$ the first term within the brackets is now dominating, and one again gets $\tilde{\lambda} > 0$. Therefore, if $\mu/\epsilon_0 \ll 1$ one has in general that $\tilde{\lambda} > \tilde{\lambda}_c = 0$.

Finally, when the difference between the radial and the tangential pressure is proportional to the energy density gradients, by following the same reasoning, one gets the following necessary condition to avoid divergences around $r = 0$:

$$\frac{3}{1-2n} \frac{\tilde{\lambda}}{\mu} \left(\frac{\mu}{\epsilon_0}\right)^3 \left[1 - \left(\frac{\mu}{\epsilon_0}\right)^{4n-2} \right] < 0. \quad (\text{A8})$$

At the end, if $\mu/\epsilon_0 \ll 1$, we have again that $\tilde{\lambda} > 0$ for any value of n .

-
- [1] Y. B. . N. Zel'dovich, I. D., Soviet Astron. AJ (Engl. Transl.), **10**, 602 (1967).
- [2] S. Hawking, Mon. Not. Roy. Astron. Soc. **152**, 75 (1971).
- [3] B. J. Carr and S. W. Hawking, Mon. Not. Roy. Astron. Soc. **168**, 399 (1974).
- [4] M. Sasaki, T. Suyama, T. Tanaka, and S. Yokoyama, *Class. Quant. Grav.* **35**, 063001 (2018), arXiv:1801.05235 [astro-ph.CO].
- [5] A. M. Green and B. J. Kavanagh, *J. Phys. G* **48**, 043001 (2021), arXiv:2007.10722 [astro-ph.CO].
- [6] B. Carr, K. Kohri, Y. Sendouda, and J. Yokoyama, (2020), arXiv:2002.12778 [astro-ph.CO].
- [7] B. Abbott *et al.* (LIGO Scientific, Virgo), *Phys. Rev. X* **9**, 031040 (2019), arXiv:1811.12907 [astro-ph.HE].
- [8] R. Abbott *et al.* (LIGO Scientific, Virgo), *Phys. Rev. D* **102**, 043015 (2020), arXiv:2004.08342 [astro-ph.HE].
- [9] R. Abbott *et al.* (LIGO Scientific, Virgo), *Astrophys. J. Lett.* **896**, L44 (2020), arXiv:2006.12611 [astro-ph.HE].
- [10] R. Abbott *et al.* (LIGO Scientific, Virgo), *Phys. Rev. Lett.* **125**, 101102 (2020), arXiv:2009.01075 [gr-qc].
- [11] M. Sasaki, T. Suyama, T. Tanaka, and S. Yokoyama, *Phys. Rev. Lett.* **117**, 061101 (2016), [erratum: Phys. Rev. Lett.121,no.5,059901(2018)], arXiv:1603.08338 [astro-ph.CO].
- [12] S. Bird, I. Cholis, J. B. Muñoz, Y. Ali-Haïmoud, M. Kamionkowski, E. D. Kovetz, A. Raccanelli, and A. G. Riess, *Phys. Rev. Lett.* **116**, 201301 (2016), arXiv:1603.00464 [astro-ph.CO].
- [13] S. Clesse and J. García-Bellido, *Phys. Dark Univ.* **15**, 142 (2017), arXiv:1603.05234 [astro-ph.CO].
- [14] Y. Ali-Haïmoud, E. D. Kovetz, and M. Kamionkowski, *Phys. Rev. D* **96**, 123523 (2017), arXiv:1709.06576 [astro-ph.CO].
- [15] M. Raidal, C. Spethmann, V. Vaskonen, and H. Veermäe, *JCAP* **1902**, 018 (2019), arXiv:1812.01930 [astro-ph.CO].

- [16] G. Hütsi, M. Raidal, and H. Veermäe, *Phys. Rev. D* **100**, 083016 (2019), arXiv:1907.06533 [astro-ph.CO].
- [17] V. Vaskonen and H. Veermäe, *Phys. Rev. D* **101**, 043015 (2020), arXiv:1908.09752 [astro-ph.CO].
- [18] A. D. Gow, C. T. Byrnes, A. Hall, and J. A. Peacock, *JCAP* **01**, 031 (2020), arXiv:1911.12685 [astro-ph.CO].
- [19] V. De Luca, G. Franciolini, P. Pani, and A. Riotto, *Phys. Rev. D* **102**, 043505 (2020), arXiv:2003.12589 [astro-ph.CO].
- [20] V. De Luca, G. Franciolini, P. Pani, and A. Riotto, *JCAP* **06**, 044 (2020), arXiv:2005.05641 [astro-ph.CO].
- [21] S. Clesse and J. Garcia-Bellido, (2020), arXiv:2007.06481 [astro-ph.CO].
- [22] A. Hall, A. D. Gow, and C. T. Byrnes, *Phys. Rev. D* **102**, 123524 (2020), arXiv:2008.13704 [astro-ph.CO].
- [23] K. Jedamzik, *JCAP* **09**, 022 (2020), arXiv:2006.11172 [astro-ph.CO].
- [24] K. Jedamzik, *Phys. Rev. Lett.* **126**, 051302 (2021), arXiv:2007.03565 [astro-ph.CO].
- [25] V. De Luca, V. Desjacques, G. Franciolini, P. Pani, and A. Riotto, *Phys. Rev. Lett.* **126**, 051101 (2021), arXiv:2009.01728 [astro-ph.CO].
- [26] V. De Luca, V. Desjacques, G. Franciolini, and A. Riotto, *JCAP* **11**, 028 (2020), arXiv:2009.04731 [astro-ph.CO].
- [27] K. W. K. Wong, G. Franciolini, V. De Luca, V. Baibhav, E. Berti, P. Pani, and A. Riotto, *Phys. Rev. D* **103**, 023026 (2021), arXiv:2011.01865 [gr-qc].
- [28] Z. Arzoumanian *et al.* (NANOGrav), *Astrophys. J. Lett.* **905**, L34 (2020), arXiv:2009.04496 [astro-ph.HE].
- [29] V. Vaskonen and H. Veermäe, *Phys. Rev. Lett.* **126**, 051303 (2021), arXiv:2009.07832 [astro-ph.CO].
- [30] V. De Luca, G. Franciolini, and A. Riotto, *Phys. Rev. Lett.* **126**, 041303 (2021), arXiv:2009.08268 [astro-ph.CO].
- [31] K. Kohri and T. Terada, *Phys. Lett. B* **813**, 136040 (2021), arXiv:2009.11853 [astro-ph.CO].
- [32] G. Domènech and S. Pi, (2020), arXiv:2010.03976 [astro-ph.CO].
- [33] S. Sugiyama, V. Takhistov, E. Vitagliano, A. Kusenko, M. Sasaki, and M. Takada, *Phys. Lett. B* **814**, 136097 (2021), arXiv:2010.02189 [astro-ph.CO].
- [34] K. Inomata, M. Kawasaki, K. Mukaida, and T. T. Yanagida, *Phys. Rev. Lett.* **126**, 131301 (2021), arXiv:2011.01270 [astro-ph.CO].
- [35] D. K. Nadezhin, I. D. Novikov, and A. G. Polnarev, *Soviet Astronomy* **22**, 129 (1978).
- [36] G. V. Bicknell and R. N. Henriksen, *Astrophysics Journal* **232**, 670 (1979).
- [37] I. D. Novikov and A. G. Polnarev, in *Workshop on Sources of Gravitational Radiation* (1979) pp. 173–190.
- [38] K. Jedamzik and J. C. Niemeyer, *Phys. Rev. D* **59**, 124014 (1999), arXiv:astro-ph/9901293.
- [39] M. Shibata and M. Sasaki, *Phys. Rev. D* **60**, 084002 (1999), arXiv:gr-qc/9905064.
- [40] I. Hawke and J. Stewart, *Class. Quant. Grav.* **19**, 3687 (2002).
- [41] I. Musco, J. C. Miller, and L. Rezzolla, *Class. Quant. Grav.* **22**, 1405 (2005), arXiv:gr-qc/0412063.
- [42] T. Harada, C.-M. Yoo, and K. Kohri, *Phys. Rev. D* **88**, 084051 (2013), [Erratum: *Phys. Rev. D* **89**, no.2, 029903 (2014)], arXiv:1309.4201 [astro-ph.CO].
- [43] I. Musco, *Phys. Rev. D* **100**, 123524 (2019), arXiv:1809.02127 [gr-qc].
- [44] A. Escrivà, C. Germani, and R. K. Sheth, *Phys. Rev. D* **101**, 044022 (2020), arXiv:1907.13311 [gr-qc].
- [45] I. Musco, V. De Luca, G. Franciolini, and A. Riotto, *Phys. Rev. D* **103**, 063538 (2021), arXiv:2011.03014 [astro-ph.CO].
- [46] J. M. Bardeen, J. Bond, N. Kaiser, and A. Szalay, *Astrophys. J.* **304**, 15 (1986).
- [47] C. C. Lin, L. Mestel, and F. H. Shu, *Astrophysics Journal* **142**, 1431 (1965).
- [48] A. G. Doroshkevich, *Astrophysics* **6**, 320 (1970).
- [49] Y. B. Zel'Dovich, *Astronomy and Astrophysics* **500**, 13 (1970).
- [50] M. Y. Khlopov and A. G. Polnarev, *Physics Letters B* **97**, 383 (1980).
- [51] T. Harada and S. Jhingan, *PTEP* **2016**, 093E04 (2016), arXiv:1512.08639 [gr-qc].
- [52] F. Kühnel and M. Sandstad, *Phys. Rev. D* **94**, 063514 (2016), arXiv:1602.04815 [astro-ph.CO].
- [53] P. S. Letelier, *Nuovo Cimento B Serie* **69**, 145 (1982).
- [54] R. L. Bowers and E. P. T. Liang, *Astrophysics Journal* **188**, 657 (1974).
- [55] P. S. Letelier, *Physical Review D* **22**, 807 (1980).
- [56] S. S. Bayin, *Phys. Rev. D* **26**, 1262 (1982).
- [57] M. K. Mak and T. Harko, *Proc. Roy. Soc. Lond. A* **459**, 393 (2003), arXiv:gr-qc/0110103.
- [58] K. Dev and M. Gleiser, *Int. J. Mod. Phys. D* **13**, 1389 (2004), arXiv:astro-ph/0401546.
- [59] L. Herrera, A. Di Prisco, J. Martin, J. Ospino, N. O. Santos, and O. Troconis, *Phys. Rev. D* **69**, 084026 (2004), arXiv:gr-qc/0403006.
- [60] L. S. M. Veneroni and M. F. A. da Silva, *Int. J. Mod. Phys. D* **28**, 1950034 (2018), arXiv:1807.09926 [gr-qc].
- [61] D. D. Doneva and S. S. Yazadjiev, *Phys. Rev. D* **85**, 124023 (2012), arXiv:1203.3963 [gr-qc].
- [62] B. Biswas and S. Bose, *Phys. Rev. D* **99**, 104002 (2019), arXiv:1903.04956 [gr-qc].
- [63] G. Raposo, P. Pani, M. Bezares, C. Palenzuela, and V. Cardoso, *Phys. Rev. D* **99**, 104072 (2019), arXiv:1811.07917 [gr-qc].
- [64] C. W. Misner and D. H. Sharp, *Phys. Rev.* **136**, B571 (1964).
- [65] S. A. Hayward, *Phys. Rev. D* **53**, 1938 (1996), arXiv:gr-qc/9408002.
- [66] M. M. May and R. H. White, *Phys. Rev.* **141**, 1232 (1966).
- [67] R. L. Bowers and E. P. T. Liang, *Astrophys. J.* **188**, 657 (1974).
- [68] G. F. R. Ellis, *Proc. Int. Sch. Phys. Fermi* **47**, 104 (1971).
- [69] E. M. Lifshitz and I. M. Khalatnikov, *Adv. Phys.* **12**, 185 (1963).
- [70] D. H. Lyth, K. A. Malik, and M. Sasaki, *JCAP* **0505**, 004 (2005), arXiv:astro-ph/0411220 [astro-ph].
- [71] M. Shibata and M. Sasaki, *Physical Review D* **60** (1999), 10.1103/physrevd.60.084002.
- [72] D. S. Salopek and J. R. Bond, *Phys. Rev. D* **42**, 3936 (1990).
- [73] D. Wands, K. A. Malik, D. H. Lyth, and A. R. Liddle, *Phys. Rev. D* **62**, 043527 (2000), arXiv:astro-ph/0003278 [astro-ph].
- [74] A. G. Polnarev and I. Musco, *Class. Quant. Grav.* **24**, 1405 (2007), arXiv:gr-qc/0605122.