

# Network analysis of the novel *The Master and Margarita* by M. A. Bulgakov\*

ANNA DANILOVA, YURI YU. TARASEVICH

Astrakhan State University, Astrakhan, 414056, Russia

The network analysis of the structure of social relationships in one of the most popular in Russian novels of the Soviet era by M. A. Bulgakov *The Master and Margarita* was carried out. The structure of the novel is complex, i.e., there is the novel within the novel. In our study, only relations between explicitly present and acting characters were taken into account; the mentioned characters as well as expected connections between characters were not taken into account. Based on the character interaction matrix, a graph was constructed, the vertices of which are the characters of the novel, while the edges correspond to connection between them. In our study, only the explicit interaction of the characters on the stage was considered. Interaction, i.e., bidirectional action, leads to the fact that, in our study, the social network is described by an ordinary, rather than directed graph. The largest connected component of the graph consists of 153 characters. Centralities, such as degree, betweenness, closeness, eigenvector, assortativity coefficient, were computed to characterize the network. The assortativity coefficient of the network under consideration equals to  $-0.177$ , which indicates artificiality of the network. The structure of communities in the network was analyzed using the Girvan—Newman algorithm. In addition to the obvious large communities — the characters from the Gospel part of the novel, the characters of the Moscow part of the novel, the characters of the other world — the algorithm also revealed a more subtle structure in the Moscow part of the novel: communities of writers, a hospital, and a theater. Using the analysis of centralities, a group of main characters has been detected. It turned out unexpectedly that — although the main character himself calls the novel within the novel *The novel about Pilate*— the central character of the Gospel part of the novel is Aphranius, rather than Pontius Pilate. Another central figures of the novel are Bezdomy, Koroviev, Behemoth, Berlioz, Zheldybin, Woland and Azazello. In the course of the study, we encountered a number of problems, the main is the difficulty of automating the study of social connections in novels.

---

\* Presented at 34th Marian Smoluchowski Symposium on Statistical Physics

PACS numbers: PACS numbers come here

## 1. Introduction

In the last decade, the analysis of the structure of characters' social networks has become actively applied to the analysis of religious [14, 15], mythological [2, 12, 11, 13, 9, 7, 23, 27, 26, 28, 16], and literary texts [25, 6, 10, 8, 4]. For example, the social network analysis of the biblical Moses [14], the social networks presented in four canonical Gospels and the *Acts of the Apostles* [15], the social networks of ancient Greek and Roman myths [2] and classical poems [16], the social connections of the *Poem of Ossian* [27], the social networks of Rabbinic literature [28], the social networks of Old English epic poems [9], the social networks of Russian bylinas [23], the social networks of Shakespeare's plays [25], the social network of *A Song of Ice and Fire* [4]. Social network analysis has indicated authorial emphasis in the biblical Moses [14]. The analysis recovered the close relationship between the three synoptic Gospels, but *The Gospel of John* is recovered as an outgroup, reflecting its divergent nature [15]. The historicity of the events described in the *Iliad* and the *Odyssey* has been confirmed [16]. It is confirmed that Ossian is not the author of the works attributed to him [27]. *Beowulf* has been confirmed to be realistic with the exception of the protagonist, what is confirmed by independent historical studies [9]. Noticeable, the realistic structure of social connections in *A Song of Ice and Fire*, which, presumably, is one of the reasons for its high popularity [4]. Besides, computer analysis of the novel by M. A. Bulgakov *Master and Margarita* was also carried out [20, 24]. Authors have shown that the degree distributions of all analyzable networks are described by the distribution of q-type, also have calculated an entropy of the network. Since a complete network analysis of this novel has not been carried out in previous studies, the purpose of this study is precisely a complete network analysis.

The rest of the paper is constructed as follows. Section 2 describes some technical details of the network analysis of the novel *The Master and Margarita* by M. A. Bulgakov. Section 3 presents our main findings. Section 4 summarizes the main results.

## 2. Methods

A network analysis of the structure of social connections in one of the most popular novels in Soviet Russia by M.A. Bulgakov *Master and Margarita* was carried out. The structure of this piece of art is actually quite complex since it is the novel within the novel. Within the narrative of life in Moscow in the late 20's and 30's of the 20th century, the novel features

the story of Pontius Pilate. Both real people and otherworldly characters act in the novel. The complex structure of the novel and the combination of a quite realistic description of the relationships between the people of the Soviet era and a knowingly fictional otherworld allow us to expect an unusual and “multilayered” structure of social connections in the novel. Such a novel structure may be based on an unexpected structure of social connections. The highest popularity of the novel over several decades, presumably, can be associated (like *A Song of Ice and Fire*) with the realism of the described structure of social relationships. In our study, only connections between explicitly present and acting characters were taken into account, while the mentioned characters and expected connections were not taken into consideration. The requirement of the presence of a character on the stage automatically excludes from consideration the mentioned characters, for example, Caesar, Enanta, Niza’s husband, the former tenants of apartment 50. Explicit interaction excludes from consideration, for example, the Margarita and Latunsky pair, since Margarita’s trashing of Latunsky’s apartment is not a direct character interaction. Latunsky does not know Margarita, although after a conversation with Azazello in the Alexander Garden, Margarita knows Latunsky by sight.

Based on the character interaction matrix, a graph was constructed, the vertices of which are the characters of the novel, while the edges correspond to connections between them. Interaction, that is, bi-directional action, automatically assumes that the social network is described by a regular rather than an oriented graph. To analyze the resulting network, the R [21] tool with the *igraph* [3] library was used.

*Degree (or valency)* ( $\deg V$ ) is the number of edges incident to the node(vertex)  $V$ . In a network, a situation is possible, when nodes with a high degree (hubs, nodes with a number of links that greatly exceeds the average) are mainly associated with nodes with a high degree. In other words, hubs prefer to be associated with hubs. Such networks are called *assortative*. The opposite situation is also possible, viz., hubs are connected to other hubs through chains of nodes that have a small number of neighbors. Such networks are called *disassortative* [17].

Assortative mixing is a preference for a network’s nodes to attach to others that are similar in some way, in which nodes with high degrees are connected to nodes of the same high degree, while nodes with low degrees are connected to other low-connected nodes. To characterize this property, the assortativity coefficient is used. The assortativity coefficient  $r$  is the Pearson correlation coefficient of degree between pairs of linked nodes. Positive values of  $r$  indicate a correlation between nodes of similar degree, while negative values indicate relationships between nodes of different degree [9]. In general,  $r \in [-1; 1]$ . When  $r = 1$ , the network is said to have perfect

assortative mixing patterns, when  $r = 0$ , the network is non-assortative, while, at  $r = -1$ , the network is completely disassortative.

Networks related to real social phenomena are *assortative*. Networks associated, for example, with fictitious phenomena are more often *disassortative* [17].

In graph theory and network science, centrality assign numbers or rankings to nodes within a graph corresponding to their network position. Applications include identifying the most influential person(s) in a social network. The following types of centralities are used. Betweenness centrality is a measure of centrality in a graph based on shortest paths. For every pair of vertices in a connected graph, there exists at least one shortest path between the vertices such that either the number of edges that the path passes through (for unweighted graphs) or the sum of the weights of the edges (for weighted graphs) is minimized. The betweenness centrality for each vertex is the number of these shortest paths that pass through the vertex. More compactly the betweenness can be represented as [1]:

$$g(k) = \sum_{s \neq k \neq t} \frac{\sigma_{ij}(k)}{\sigma_{ij}}, \quad (1)$$

where  $\sigma_{ij}$  is equal to the total number of shortest paths from node  $i$  to node  $j$ , and  $\sigma_{ij}(k)$  is equal to the number of these paths passing through  $k$ .

In a connected graph, closeness centrality (or closeness) of a node is a measure of centrality in a network, calculated as the reciprocal of the sum of the length of the shortest paths between the node and all other nodes in the graph. Thus, the more central a node is, the closer it is to all other nodes [22].

$$C_i = \frac{1}{\sum_j d_{j,i}}, \quad (2)$$

where  $d_{j,i}$  is equal to the distance between the nodes  $i$  and  $j$ . In our study, normalized closeness centrality is used.

The degree of influence (eigenvector centrality) determines that the centrality of each node is the sum of the centrality values of the nodes to which it is connected. The eigenvector centrality is determined by the eigenvector associated with the largest eigenvalue of the adjacency matrix  $\mathbf{A}$ . Formally, [19]

$$x_i = \frac{1}{\lambda} \sum_j \mathbf{A}_{ij} x_j \quad (3)$$

or, in matrix form,

$$\mathbf{A}\mathbf{x} = \lambda\mathbf{x}, \quad (4)$$

where  $\mathbf{x}$  is the senior right eigenvector, while  $\lambda$  is the greatest eigenvalue.

### 3. Results of the analysis

The gospel part of M. A. Bulgakov's novel *Master and Margarita* has been analyzed. All characters involved in the gospel part can be divided into several groups: named speaking characters (e.g., Pilate), unnamed acting characters (e.g., legionaries), virtual characters, meaning the characters who do not appear on stage but are mentioned by other characters (e.g., Niza's husband). Noticeable, this part of the novel contains only real characters, moreover, some of them are historical characters. The total number of characters is 39. Among them, 4 characters are virtual (Enanta, Niza's husband, Tetrarch, Caesar). The social network of character interaction is shown in Fig. 1. The assortativity coefficient is  $-0.181$ , which means that the network is disassortative. Thus, the social network of the gospel part of the novel can be treated as artificial.

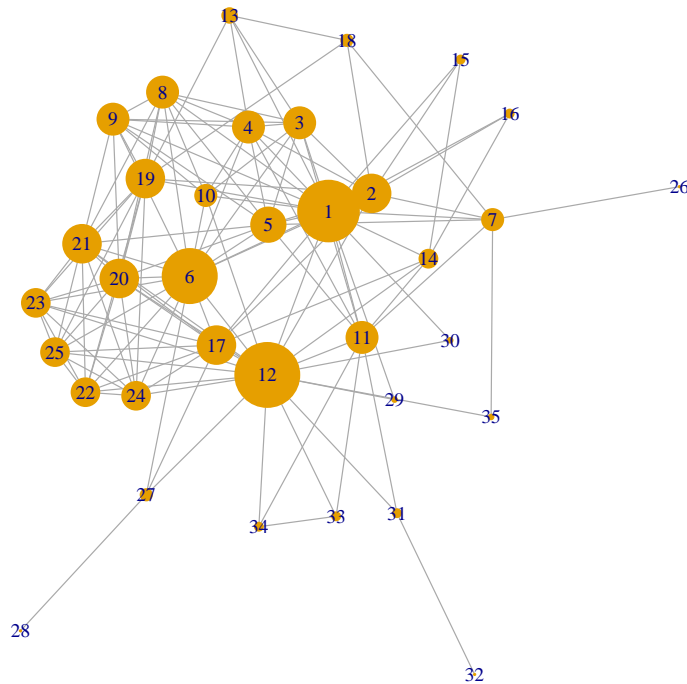


Fig. 1. Character interaction network corresponding to gospel part of the novel. Vertex numbers correspond to the Table 1

Table 1 presents the main characteristics of the network: degree, betweenness centrality, closeness centrality, eigenvector centrality. The study showed that Aphranus has the greatest centrality, although there is no doubt that the central figure of the gospel part of Bulgakov's novel is Pon-

tius Pilate.

Table 1: Centrality table (Yershalaim) Here,  $g$  is the betweenness centrality (1),  $C$  is the closeness centrality (2), and  $x$  is the eigenvector centrality (3)

	Character	deg $V$	$g$	$C \times 10^3$	$x \times 10^4$
1.	Pontius Pilate	19	98.2920	0.0196	0.0567
2.	Secretary	12	40.8213	0.0172	0.0406
3.	Legionnaire 1	10	6.3056	0.0161	0.0374
4.	Legionnaire 2	10	6.3056	0.0161	0.0374
5.	Yeshua Ha-Notsri	11	15.6794	0.0169	0.0434
6.	Mark Krysoboyi	17	47.5542	0.0189	0.0663
7.	Matthew Levi	7	44.3219	0.0145	0.0173
8.	Dismas	10	3.3984	0.0152	0.0426
9.	Gestas	10	3.3984	0.0152	0.0426
10.	Var-Rabban	7	2.1968	0.0154	0.0314
11.	Judas of Kiriath	10	44.3381	0.0169	0.0271
12.	Aphranus	20	160.7331	0.0204	0.0576
13.	Legion Commander Legate	5	2.4111	0.0137	0.0172
14.	Joseph Kaifa	6	9.7714	0.0152	0.0195
15.	Member of Sanhedrin 1	3	0.3111	0.0123	0.0108
16.	Member of Sanhedrin 2	3	0.3111	0.0123	0.0108
17.	Temple Guard Chief	12	21.1344	0.0172	0.0481
18.	Soldier	4	2.8623	0.0132	0.0110
19.	Commander of the ala	12	24.6159	0.0152	0.0439
20.	Executioner 1	12	7.6288	0.0164	0.0515
21.	Executioner 2	12	7.6288	0.0164	0.0515
22.	Executioner 3	9	1.1161	0.0152	0.0406
23.	Executioner 4	9	1.1161	0.0152	0.0406
24.	Executioner 5	9	1.1161	0.0152	0.0406
25.	Executioner 6	9	1.1161	0.0152	0.0406
26.	Mistress bakery	1	0	0.0098	0.0016
27.	Cohort Commander	4	33	0.0137	0.0160
28.	Ordinary	1	0	0.0094	0.0015
29.	Servant 1	2	0	0.0143	0.0105
30.	Servant 2	2	0	0.0143	0.0105
31.	Niza	3	33	0.0135	0.0079
32.	Niza's Maid	1	0	0.0093	0.0007
33.	Judas Killer 1	3	0	0.0133	0.0086
34.	Judas Killer 2	3	0	0.0133	0.0086
35.	Tolmay	2	1.5159	0.0132	0.0069

Another cluster of Bulgakov’s work *The Master and Margarita* — *The Great Ball* was also analyzed. This cluster has 28 characters, which makes it the smallest in size. In this part of the novel, there are mostly otherworldly characters. The structure of the network resembles a “star”, the center of which is Margarita, who has the highest degree value. In addition, the characters Azazello, Koroviev, and Behemoth are highly connected vertices. The social network of interaction between the characters of *The Great Ball* is shown in the Fig. 2.

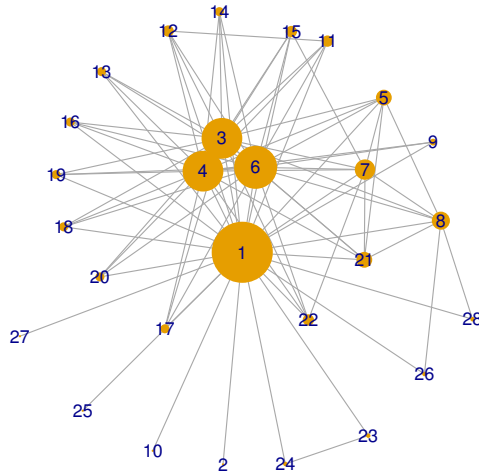


Fig. 2. Character interaction network corresponding to *The Great Ball*. Vertex numbers correspond to the Table 2

The assortativity coefficient (2) is  $-0.638$ , so the network is highly disassortative. Thus, the social network of this part of the novel seems to be artificial. Table 2 presents the main characteristics of the network: degree, betweenness centrality, closeness centrality, eigenvector centrality. As expected, Margarita, Azazello, Behemoth, Koroviev, Hella, and Natasha have the highest values of the main characteristics—the characters who take the most active part in the narrative.

Table 2: Centrality table (*The Great Ball*) Here,  $g$  is the betweenness centrality (1),  $C$  is the closeness centrality (2), and  $x$  is the eigenvector centrality (3)

	Character	$\deg V$	$g$	$C \times 10^3$	$x \times 10^4$
1.	Margarita	27	203	0.0370	0.0896
2.	Rook	1	0	0.0189	0.0088
3.	Azazello	18	25	0.0278	0.0802

Continued table					
	Character	deg $V$	$g$	$C \times 10^3$	$x \times 10^4$
4.	Koroviev	18	26	0.0278	0.0786
5.	Hella	7	0	0.0213	0.0465
6.	Begemoth	19	30	0.0286	0.0824
7.	Woland	9	2	0.0222	0.0533
8.	Natasha	8	6	0.0217	0.0418
9.	Strauss	3	0	0.0196	0.0247
10.	Conductor	1	0	0.0189	0.0088
11.	M. Jacques	5	0	0.0204	0.0361
12.	Mme. Jacques	5	0	0.0204	0.0361
13.	Count Robert	4	0	0.0200	0.0326
14.	Mme. Tofana	4	0	0.0200	0.0326
15.	Frida	5	0	0.0204	0.0378
16.	Marquis	4	0	0.0200	0.0326
17.	Mistress Minkin	4	0	0.0200	0.0326
18.	Emperor Rudolph	4	0	0.0200	0.0326
19.	Guy Caesar Caligula	4	0	0.0200	0.0326
20.	Messalina	4	0	0.0200	0.0326
21.	Abaddon	7	0	0.0213	0.0465
22.	Baron Meigel	5	0	0.0204	0.0378
23.	Woman 1	2	0	0.0192	0.0098
24.	Woman 2	2	0	0.0192	0.0098
25.	Boy	1	0	0.0189	0.0088
26.	Nikolai Ivanovich	2	0	0.0192	0.0129
27.	Fat Man	1	0	0.0189	0.0088
28.	Goat-footed	2	0	0.0192	0.0129

Next, the Moscow part of Bulgakov's novel *The Master and Margarita* was considered. There are 122 characters in this cluster. In this part of the novel, for the most part, there are both real and otherworldly characters. The high-connected vertices are the characters: Bezdomny, Koroviev, Behemoth, Berlioz, Zheldybin, Woland, and Azazello. The social network of interaction between the characters in the Moscow part of the novel is shown in Fig. 3.

The assortativity coefficient (2) is  $-0.04$ , hence, the network is non-assortative. Thus, the social network of this part of the novel seems to be artificial.






Fig. 3. Character interaction network corresponding to the Moscow part of the novel. Vertex numbers correspond to the Table 3.

Table 3: Centrality table (Moscow). Here,  $g$  is the betweenness centrality (1),  $C$  is the closeness centrality (2), and  $x$  is the eigenvector centrality (3)

	Character	deg $V$	$g$	$C \times 10^3$	$x \times 10^4$
1.	Berlioz	17	386	3.26	0.224
2.	Bezdomnyi	38	2450	3.83	0.0837
3.	Woland	16	235	3.41	4.60
4.	Beverage saleswoman	2	0	2.56	26.3
5.	Koroviev	30	1840	3.89	4.60
6.	Woman 1	2	0	2.53	45.6
7.	Woman 2	2	0	2.53	41.4
8.	Azazello	16	322	3.44	4.60
9.	Begemoth	25	944	3.71	4.60
10.	Girl (from ap. 47)	2	0	2.53	47.8
11.	Woman (from ap.. 47)	2	0	2.53	47.8
12.	Amvrosy	13	0	2.76	1.33

Continued table					
	Character	deg $V$	$g$	$C \times 10^3$	$x \times 10^4$
13.	Foka	13	0	2.76	3.14
14.	Beskudnikov	13	0	2.76	2.46
15.	Dvubratskyi	13	0	2.76	3.05
16.	Nepremenova	15	104	2.78	1.14
17.	Zagrivov	13	0	2.76	1.46
18.	Poprihin	13	0	2.76	1.46
19.	Ababkov	13	0	2.76	1.33
20.	Gluharev	14	106	2.77	1.23
21.	Deniskin	15	104	2.78	1.01
22.	Zheldybin	17	399	2.84	0.231
23.	Professor of Court. Med.	3	0	2.06	55.5
24.	Pathologist	3	0	2.06	57.7
25.	Projector	3	0	2.06	55.5
26.	Kvant	13	0	2.76	1.25
27.	Polumesyats	1	0	2.02	66.0
28.	Zhukopov	1	0	1.52	402
29.	Dragunskyi	3	0	2.03	30.8
30.	Cherdakchi	3	0	2.03	31.5
31.	Semeykina-Gull	0	0	0.00	9.73
32.	Johann of Kronstadt	0	0	0.00	10.7
33.	Vitya Kuftik	0	0	0.00	10.7
34.	Pavianov	4	0	0.273	16.7
35.	Bogohulskyi	4	0	0.273	12.6
36.	Sladkyi	4	0	0.273	10.3
37.	Shpichkin	4	0	0.273	17.0
38.	Adelphine Buzdyak	4	0	0.273	18.0
39.	Archibald Archibaldovich	10	417	3.15	6.85
40.	Doorman	5	0	2.60	31.5
41.	Ryukhin	8	127	2.69	28.4
42.	Pantelei	5	0	2.60	31.5
43.	Militiaman	5	0	2.60	33.0
44.	Doctor	7	53.5	2.66	30.8
45.	Film Actress	2	106	1.92	355
46.	Nurse	3	210	2.57	40.7
47.	Chauffeur (ch. 6)	1	0	1.97	155
48.	Likhodeev	9	67.7	2.97	6.27
49.	Grunya	3	0	2.52	36.2
50.	Rimskyi	15	510	2.86	6.50
51.	Nurse 1 (ch. 8)	4	0	2.59	36.4
52.	Nurse 2 (ch. 8)	4	0	2.59	39.3

Continued table					
	Character	deg $V$	$g$	$C \times 10^3$	$x \times 10^4$
53.	Nurse 3 (ch. 8)	4	0	2.59	39.3
54.	Bosoyi	8	423	2.96	34.7
55.	Pelageya Antonovna	3	0	2.12	176
56.	Citizen (mil-n) 1	3	0	2.12	208
57.	Citizen (mil-n) 2	3	0	2.12	178
58.	Kvassov	2	6.40	2.31	82.0
59.	Vareukha	14	208	2.77	6.28
60.	Woman (ch. 10)	2	0	2.12	82.0
61.	Courier	2	0	2.12	82.0
62.	Cashier	2	0	2.12	82.0
63.	Hella	12	36.0	2.90	5.50
64.	Praskovya Fedorovna	2	0	2.57	41.3
65.	Virtuoso Cyclist	2	0	0.137	12.6
66.	Full Blonde	2	0	0.137	15.4
67.	8-year-old boy	2	0	0.137	16.7
68.	Courier	1	0	2.06	99.8
69.	Bengalskyi	3	0	2.62	39.3
70.	Brunette (ch. 12)	3	0	2.62	49.7
71.	Man backstage (ch. 12)	2	0	2.61	62.6
72.	Sempleyarov	3	52.5	2.57	82.0
73.	Sempleyarov's wife	3	52.5	2.57	82.0
74.	Sempleyarov's relative	2	0	1.91	355
75.	Master	13	370	3.29	5.03
76.	Margarita	12	141	3.27	5.03
77.	Latunsky	3	0	2.29	82.0
78.	Ariman	3	0	2.29	82.0
79.	Mstislav Lavrovich	3	0	2.29	82.0
80.	Lapshennikova	2	0	2.62	39.3
81.	Aloysius	7	1.50	2.78	18.0
82.	Kurierskyi	1	0	2.06	99.2
83.	Prolezhnev	0	0	0.00	10.7
84.	Lastochkin	7	160	2.10	355
85.	Rimskyi's wife	2	30.4	2.14	85.3
86.	Cab Driver	1	0	1.64	366
87.	Anna Richardovna	5	332	2.58	82.0
88.	Prokhor Petrovich	2	0	1.95	357
89.	Militiaman 1 (ch. 17)	3	0	1.95	355
90.	Militiaman 2 (ch. 17)	3	0	1.95	355
91.	Girl (ch. 17)	6	341	2.71	69.6
92.	Doctor (ch. 17)	2	0	1.98	355

Continued table					
	Character	deg $V$	$g$	$C \times 10^3$	$x \times 10^4$
93.	Courier Karpov	2	0	1.98	355
94.	Fanov	3	0	2.62	82.0
95.	Kosarchuk	3	0	2.62	78.0
96.	Poplavsky	6	119	2.90	18.2
97.	Pyatnazhko	1	0	2.08	105
98.	Sokov	10	343	2.75	25.0
99.	The woman with the green bag (ch. 18)	1	0	2.01	132
100.	Pharmacist	1	0	2.01	125
101.	Ksenia Nikitishna	2	0	2.02	86.6
102.	Kuzmin	4	116	2.40	82.0
103.	Bure	1	0	1.81	355
104.	Natasha	7	9.20	3.09	6.27
105.	The Nameless Char. 1 (ch. 19)	1	0	0.0683	12.6
106.	The Nameless Char 2 (ch. 19)	1	0	0.0683	13.6
107.	Man (ch. 19)	1	0	2.27	82.0
108.	Nikolai Ivanovich	8	8.20	2.72	6.85
109.	Annushka	2	1.60	2.52	74.8
110.	Investigator	8	162	2.89	18.4
111.	Leading the investigation	4	0.290	2.44	68.5
112.	Doorman in the store	3	0	2.62	58.5
113.	Store clerk	1	0	1.52	496
114.	Shopper in the store	2	106	1.92	363
115.	A saleswoman in a store	3	0	2.62	57.7
116.	Pavel Josephovich	4	0.340	2.62	55.5
117.	The old man in the store	2	210	2.58	82.0
118.	Sofia Pavlovna	3	0	2.69	53.4
119.	Petrakov-Sukhovey	3	52.5	2.23	85.3
120.	Petrakov's spouse	3	52.5	2.23	82.7
121.	Boba Kandalupskui	2	0	1.71	363
122.	Besdomnyi's wife	1	0	2.52	47.8

The final part of the study was the consideration of the complete social network of the novel *The Master and Margarita* by M.A. Bulgakov. The complete network, which is a connected graph, contains 153 characters. The assortativity coefficient of the network under consideration equals to  $-0.177$ . As the clusters considered earlier, the network is disassortative. The most highly connected vertices are the following characters: Bezdomny, Woland and his entourage, Variety theater staff, Master, Margarita, Pontius Pilate, Aphranus. The social network of interaction between the characters of the

novel is shown in Fig. 4. The structure of communities in the network was analyzed using igraph [3], viz., the Girvan—Newman algorithm [5] and modularity [18]. The last one gives a more complete understanding of clusters that can be interpreted easily. In addition to the obvious large communities — the characters from the Gospel part of the novel, the characters of the Moscow part of the novel, the characters of the other world — has been also revealed a more subtle structure in the Moscow part of the novel: communities of writers, a hospital, and a theater. The modularity of the network is 0.61.

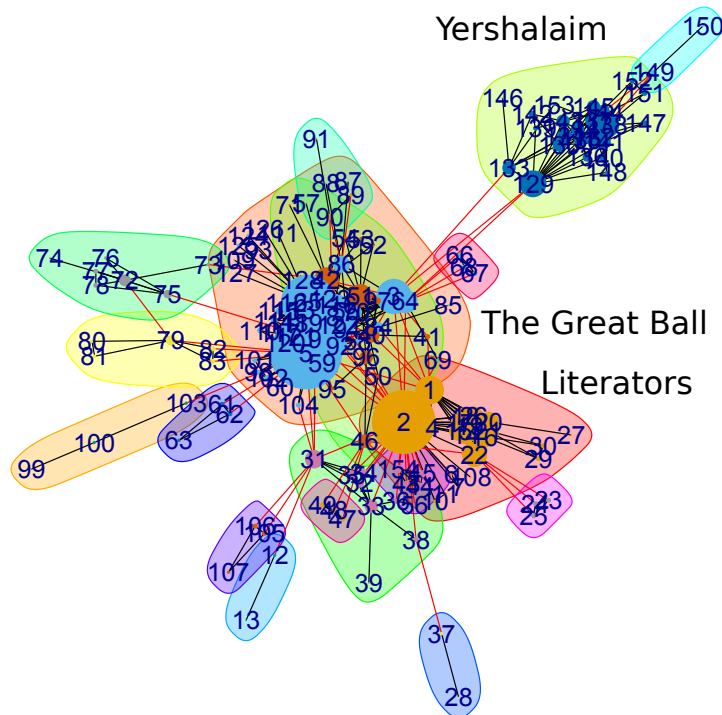


Fig. 4. Complete character interaction network. Some of the most influential characters are presented in Table 4.

#### 4. Conclusion

The analysis of the structure of social connections of both the novel as a whole and its absolutely different parts: contemporary to the author Moscow, the gospel Yershalaim, the other world. Research has shown that 1) the high popularity of the novel is not associated with the structure of connections, close to real social networks; 2) in addition to the three

obvious clusters, there are other clusters in the Moscow part of the novel; 3) the central figure of the Gospel part of the novel is Aphranius; 4) we did not see that it is a novel about the devil. Woland is one of the central figures, but not the central one.

Table 4 shows the characters who take the most active part in Bulgakov's novel. Table 4 evidenced that the title of the novel does not correspond to the most influential characters according to the network analysis. Neither Master nor Margarita are the central characters according to any of the centralities. Despite to the correspondence by M. A. Bulgakov in which he said he was writing a novel about the devil, Woland is not a most influential characters according to any of the five centralities. Written by the Master *The novel about Pilate*, according to the network analysis, should be named as *The novel about Aphranius*. Thus, a character's emotional significance is not necessarily related to his/her centrality on the network.

Table 4: Centrality table (*The Master and Margarita*). Here,  $g$  is the betweenness centrality (1),  $C$  is the closeness centrality (2), and  $x$  is the eigenvector centrality (3)

	Character	deg $V$	$g$	$C \times 10^3$	$x \times 10^4$
1.	Berlioz	17	544.4	0.003	0.418
2.	Bezdomnyi	37	3837	0.003	0.718
3.	Woland	20	2141	0.003	0.692
5.	Koroviev	43	3203	0.003	1.000
8.	Azazello	28	676.7	0.003	0.855
9.	Begemoth	38	1810	0.003	0.969
22.	Zheldybin	15	523.9	0.002	0.261
42.	Rimskyi	15	717.3	0.002	0.392
51.	Varenukha	14	380.4	0.002	0.411
55.	Hella	13	64.50	0.003	0.536
64.	Master	14	1747	0.003	0.489
65.	Margarita	32	1398	0.003	0.807
129.	Pontius Pilate	16	98.29	0.002	0.099
132.	Mark Krysoboyi	11	91.30	0.002	0.015
138.	Aphranius	15	484.1	0.002	0.015

In the course of the study, we encountered a number of problems.

First of all, is the results robust related to the random errors or imperfect methods?

The second problem is the problem of virtual and double-natured characters. Do silent or inactive characters need to be considered when constructing a social network? Do double-natured characters (Berlioz, The Master,

Margarita, Pontius Pilate, Matthew Levi, et al.) need to be considered as two different entities (flesh and blood and ghost)?

The third problem is the problem of oriented graphs. Should the direction of connections be taken into account? In addition, can we consider knowledge rather than interactions as a social connection?

The fourth problem is the interpretation of centralities.

The fifth problem is the problem of automating the study of social relationships in works of fiction. If one supports the idea that a connection between two characters (vertices) is constructed if two characters are mentioned in the same sentence/paragraph, then the social network will not be constructed correctly. For example, in chapter number 5 of M. A. Bulgakov's novel *Master and Margarita*, the members of the Board of MASSOLIT are obviously familiar with each other, but most characters are not mentioned side by side. It is only possible to build a faithful social network manually, which definitely complicates the work of analyzing the structure of the network.

## REFERENCES

- [1] Ulrik Brandes. A faster algorithm for betweenness centrality. *The Journal of Mathematical Sociology*, 25(2):163–177, 2001.
- [2] Yeon-Mu Choi and Hyun-Joo Kim. A directed network of Greek and Roman mythology. *Physica A: Statistical Mechanics and its Applications*, 382(2):665–671, aug 2007.
- [3] Gabor Csardi and Tamas Nepusz. The igraph software package for complex network research. *InterJournal, Complex Systems*:1695, 2006.
- [4] Thomas Gessey-Jones, Colm Connaughton, Robin Dunbar, Ralph Kenna, Pádraig MacCarron, Cathal O'Conchobhair, and Joseph Yose. Narrative structure of A Song of Ice and Fire creates a fictional world with realistic measures of social complexity. *Proceedings of the National Academy of Sciences*, 117(46):28582–28588, nov 2020.
- [5] M. Girvan and M. E. J. Newman. Community structure in social and biological networks. *Proceedings of the National Academy of Sciences*, 99(12):7821–7826, jun 2002.
- [6] Yu. Holovatch and V. Palchykov. Fox Mykyta and networks of language. *Journal of Physical Studies*, 11(1):22–33, 2007.
- [7] Yuriy Holovatch and Vasyl Palchykov. Complex networks of words in fables. In *Maths Meets Myths: Quantitative Approaches to Ancient Narratives*, pages 159–175. Springer International Publishing, sep 2016.
- [8] Frederic René Hopp, Jacob Taylor Fisher, and René Weber. A graph-learning approach for detecting moral conflict in movie scripts. *Media and Communication*, 8(3):164–179, aug 2020.

- [9] Ralph Kenna and Pádraig Mac Carron. Maths meets myths: Network investigations of ancient narratives. *Journal of Physics: Conference Series*, 681:012002, feb 2016.
- [10] Vincent Labatut and Xavier Bost. Extraction and analysis of fictional character networks. *ACM Computing Surveys*, 52(5):1–40, oct 2019.
- [11] P. Mac Carron and R. Kenna. Network analysis of the Íslendinga sögur – the Sagas of Icelanders. *The European Physical Journal B*, 86(10), oct 2013.
- [12] Pádraig Mac Carron and Ralph Kenna. Universal properties of mythological networks. *EPL (Europhysics Letters)*, 99(2):28002, jul 2012.
- [13] Pádraig Mac Carron and Ralph Kenna. Viking sagas: Six degrees of Icelandic separation Social networks from the Viking era. *Significance*, 10(6):12–17, dec 2013.
- [14] Steven E. Massey. Social network analysis of the biblical Moses. *Applied Network Science*, 1(1), nov 2016.
- [15] Steven E. Massey. Form and relationship of the social networks of the New Testament. *Social Network Analysis and Mining*, 9(1), jul 2019.
- [16] Pedro Jeferson Miranda, Murilo Silva Baptista, and Sandro Ely de Souza Pinto. The Odyssey’s mythological network. *PLOS ONE*, 13(7):e0200703, jul 2018.
- [17] M. E. J. Newman. Assortative mixing in networks. *Phys. Rev. Lett.*, 89:208701, Oct 2002.
- [18] M. E. J. Newman. Modularity and community structure in networks. *Proceedings of the National Academy of Sciences of the United States of America*, 103:8577–8582, June 2006.
- [19] M. E. J. Newman. Mathematics of networks. In Steven N. Durlauf and Lawrence E. Blume, editors, *The New Palgrave Dictionary of Economics: Volume 1 – 8*, pages 4059–4064. Palgrave Macmillan UK, London, 2008.
- [20] Tatiana Progulova and Bahruz Gadjiev. Comparative analysis of collaboration networks. *AIP Conference Proceedings*, 1305(1):415–422, 2011.
- [21] R Core Team. *R: A Language and Environment for Statistical Computing*. R Foundation for Statistical Computing, Vienna, Austria, 2015.
- [22] Gert Sabidussi. The centrality index of a graph. *Psychometrika*, 31(4):581–603, dec 1966.
- [23] P. Sarkanych, Yu. Holovatch, R. Kenna, and P. Mac Carron. Universality and network analysis of bylyny. *Journal of Physical Studies*, 20(4), 2016.
- [24] Ivan A. Smirnov, Yu. A. Kuperin, and L. A. Dmitrieva. Computer analysis of the novel by M. A. Bulgakov Master and Margarita. In *6th SWS International Scientific Conference on Arts and Humanities ISCAH 2019*, volume 6 of *SWS International Scientific Conference on Arts and Humanities - ISCAH*, pages 457–464. Bulgarian Acad Sci; Acad Sci Czech Republ; Latvian Acad Sci; Polish Acad Sci; Russian Acad Sci; Serbian Acad Sci & Arts; Slovak Acad Sci; Natl Acad Sci Ukraine; Natl Acad Sci Armenia; Sci Council Japan; World Acad Sci; European Acad Sci, Arts & Letters; Ac, STEF92 Technology, 26



August — 1 September, 2019 2019. 6th SWS International Scientific Conference on Arts and Humanities ISCAH 2019, 26 August — 1 September, 2019.

- [25] James Stiller, Daniel Nettle, and Robin I. M. Dunbar. The small world of Shakespeare's plays. *Human Nature*, 14(4):397–408, dec 2003.
- [26] Joseph Yose, Ralph Kenna, Máirín MacCarron, and Pádraig MacCarron. Network analysis of the Viking Age in ireland as portrayed in Cogadh Gaedhel re Gallaibh. *Royal Society Open Science*, 5(1):171024, jan 2018.
- [27] Joseph Yose, Ralph Kenna, Pádraig MacCarron, Thierry Platini, and Justin Tonra. A networks-science investigation into the epic poems of Ossian. *Advances in Complex Systems*, 19(04–05):1650008, jun 2016.
- [28] Maayan Zhitomirsky-Geffet and Gila Prebor. SageBook: Toward a cross-generational social network for the Jewish sages' prosopography. *Digital Scholarship in the Humanities*, 34(3):676–695, nov 2018.