

Generalized Darcy's law for parity odd three-dimensional fluids

Dylan Reynolds, Gustavo M. Monteiro, and Sriram Ganeshan

Department of Physics, City College, City University of New York, New York, NY 10031, USA and CUNY Graduate Center, New York, NY 10031

(Dated: December 7, 2021)

A Hele-Shaw cell is a device used to study fluid flow between two parallel plates separated by a small gap. The governing equation of flow within a Hele-Shaw cell is Darcy's law, which also describes flow through a porous medium. In this work, we derive a generalization to Darcy's law starting from a three dimensional fluid with a parity-broken viscosity tensor with no isotropy. We discuss the observable effects of this generalized Darcy law in various physical setups relevant to Hele-Shaw experiments, such as channel flow, flow past an obstacle, bubble dynamics, and the Saffman-Taylor instability. In particular, we show that when such a fluid is pushed through a channel, a transverse force is exerted on the walls, and when a bubble of air expands into a region of such fluid, a circulation develops in the far field, with both effects proportional to the parity odd viscosity coefficients. The Saffman-Taylor stability condition is also modified, with these terms tending to stabilize the two fluid interface. Such experiments can in principle facilitate the measurement of parity odd coefficients in both synthetic and natural active matter systems.

I. INTRODUCTION

In three dimensions, isotropic fluids possess three independent viscosity coefficients, namely shear viscosity, bulk viscosity, and rotational viscosity. Shear viscosity introduces friction between adjacent fluid layers that flow with a relative velocity differential, bulk viscosity provides resistance to compression or expansion of the fluid, and rotational viscosity gives rise to torque when the fluid vorticity is non-zero. For incompressible flows, the bulk viscosity term vanishes and the fluid pressure is entirely determined by the flow, i.e., it does not come from an equation of state. We will restrict ourselves to incompressible flows in this work.

Both shear and rotational viscosity break time reversal symmetry due to their dissipative nature while preserving parity symmetry [1]. Viscosity coefficients that break parity in three dimensions can only be realized in anisotropic systems. This is in contrast to 2D systems where there exists parity breaking viscosity coefficients that are consistent with isotropy. Odd viscosity is an example of such coefficient, and it has been investigated extensively in both classical and quantum two-dimensional systems [2–27]. Parity breaking flows in three dimensions have been considered in 3D plasmas in the presence of a magnetic field [1, 28], and systems with polyatomic molecules [29–31]. Recent work of Khain et al [32] study the effects of parity-violating and non-dissipative viscosities for three dimensional Stokes flows. For active matter systems the parity violating coefficients stem from the relaxation of the fluid's intrinsic angular momentum dynamics [33–35].

In general, for incompressible fluids with no rotational symmetry whatsoever, the viscosity tensor is a daunting object with 64 independent coefficients. In this paper, we show that despite this complexity, a remarkable simplification happens when such a fluid is placed in a Hele-Shaw (HS) cell, a physical setup where the fluid is confined in a small separation between two plates. The gov-

erning equations of an isotropic fluid in a HS geometry is given by the Darcy's law,

$$V_i = -\frac{h^2}{12\eta}\partial_i P, \quad (1)$$

where $V_i(x, y)$ is the gap averaged 2D flow between the two plates separated by a small separation h , η is the fluid shear viscosity, and $P(x, y)$ is the fluid pressure. The form of Darcy's law given in Eq. (1) universally applies to fluids flowing through a porous medium [36, 37]. It is also analogous to Ohm's law in isotropic media, where pressure is replaced by the scalar electric potential and the constant $-\frac{h^2}{12\eta}$ is replaced by the conductivity divided by the charge density [38]. For a general anisotropic incompressible fluid, we show that the generalized Darcy's law takes the simple form,

$$V_i = -\frac{h^2}{12}(\eta^{-1})_{ij}\partial_j P, \quad (2)$$

where we have defined the matrix η in terms of the components of the full three-dimensional rank 4 viscosity tensor η_{ijkl} ,

$$\eta = \begin{pmatrix} \eta_{xzzx} & \eta_{xzzz} \\ \eta_{yzzx} & \eta_{yzzz} \end{pmatrix}. \quad (3)$$

Note that purely 2D viscosity coefficients, such as odd viscosity, do not contribute to this generalized Darcy's law, meaning that the parity odd terms in Eq. (2) have no 2D counterparts.

The generalized Darcy's law given in Eq. (2) is analogous to two-phase flows through anisotropic porous media [39], and Ohm's law with an anisotropic conductivity tensor in two dimensions. However, the coefficients in the fluid case are all transport coefficients associated with a first order gradient expansion. For a fluid with cylindrical symmetry aligned perpendicular to the HS cell, the system further simplifies, since $\eta_{xzzx} = \eta_{yzzz}$ and

$\eta_{xzzy} = -\eta_{yzzx}$. Assuming this symmetry, we consider several examples of typical HS setups, such as single fluid channel flow, an expanding bubble, and the Saffman-Taylor instability, and derive observable consequences of the parity breaking terms in the generalized Darcy's law.

The broad applicability of HS flows means that the generalized Darcy's law involving fluids with parity-breaking viscosity coefficients in a HS cell can be easily adapted to many relevant physical situations. For example, HS cells have been used to study the behavior of active matter and micro swimmers [40, 41], and the analysis done here could reveal the parity odd nature of the fluid, potentially enabling measurement of these coefficients for complex anisotropic fluids.

This paper is organized as follows. In Section II we derive a generalized Darcy's law in the presence of a general viscosity tensor. In Section III we consider the generalized Darcy's law with cylindrical symmetry, which is used in the rest of the main paper, and in Appendix A we show these results can be extended to the case of a general viscosity tensor by a simple coordinate transformation. In Section IV we discuss the observable modifications to results involving flow in a channel, force on an obstacle, expanding bubble, and free surface stability. We end the paper with a discussion on possible microscopic magnetic systems akin to ferrofluids that can serve as a platform to realize some of the physics discussed in this paper.

II. GENERALIZED DARCY'S LAW

The starting point of our hydrodynamic system is the equations governing local conservation of momentum and mass. For an incompressible fluid they can be written in terms of the flow velocity v_i and constant density ρ as

$$\rho(\partial_t v_i + v_j \partial_j v_i) = \partial_j T_{ij} + f_i, \quad \partial_i v_i = 0. \quad (4)$$

The external force density f_i is assumed to come from a uniform gravitational field in the negative y direction, however the following analysis can be extended to an arbitrary external force. For a completely general viscosity tensor, which we will assume to be uniform throughout the fluid, the stress tensor T_{ij} takes the form

$$T_{ij} = -P\delta_{ij} + \eta_{ijkl}\partial_k v_l, \quad (5)$$

where P is the pressure. In this paper we will ignore any thermal effects, so energy conservation comes automatically.

The fluid is now confined between two parallel plates aligned with the xy plane, having a separation h (see Fig 1). This introduces a characteristic length scale to the system, and we can derive Darcy's law by assuming the hydrodynamic variables vary in the xy plane at much larger length scales than the distance h between the two plates. This can be formally introduced by defining

$$x = \frac{h}{\epsilon}\bar{x}, \quad y = \frac{h}{\epsilon}\bar{y}, \quad z = h\bar{z}, \quad (6)$$

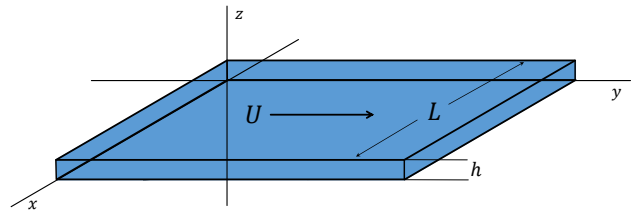


Figure 1. Geometry of the Hele-Shaw cell. Fluid is confined between horizontal plates at $z = 0$ and $z = h$. Length and velocity scales in the xy plane are of size h/ϵ and ν/h , respectively.

where all barred quantities are dimensionless, and $\epsilon \ll 1$. The viscosity tensor introduces another dimensionful parameter to the system. In fact, η_{ijkl}/ρ has dimension of $(length)^2/time$, which introduces a characteristic time and velocity scale to the system. Let $\rho\nu$ be a representative component of the viscosity tensor (usually the shear viscosity). The characteristic time and the velocity scale are then given by h^2/ν and ν/h , respectively. For example, the kinematic shear viscosity of glycerine is approximately $650 \text{ mm}^2/\text{s}$ at 20° C [42], and for a HS cell with $h = 1 \text{ mm}$ this leads to a characteristic time of 0.0015 s and a velocity scale of 0.65 m/s . We can then introduce the rest of the scaling by

$$t = \frac{h^2}{\epsilon\nu}\bar{t}, \quad v_x = \frac{\nu}{h}\bar{v}_x, \quad v_y = \frac{\nu}{h}\bar{v}_y, \quad v_z = \frac{\epsilon\nu}{h}\bar{v}_z. \quad (7)$$

The gravitational force combines with the pressure term in such a way that P and ρgy scale the same. Assuming that $g \gg \nu^2/h^3$, we have that $gh^3/\nu^2 \sim \epsilon$, and

$$P + \rho gy = \frac{\rho\nu^2}{\epsilon^2 h^2}\bar{P}. \quad (8)$$

With these scalings, the components of Eq. (4) become

$$-\partial_{\bar{x}}\bar{P} + \frac{\eta_{xzzx}}{\rho\nu}\partial_{\bar{z}}^2\bar{v}_x + \frac{\eta_{xzzy}}{\rho\nu}\partial_{\bar{z}}^2\bar{v}_y = \mathcal{O}(\epsilon), \quad (9)$$

$$-\partial_{\bar{y}}\bar{P} + \frac{\eta_{yzzx}}{\rho\nu}\partial_{\bar{z}}^2\bar{v}_x + \frac{\eta_{yzzy}}{\rho\nu}\partial_{\bar{z}}^2\bar{v}_y = \mathcal{O}(\epsilon), \quad (10)$$

$$-\partial_{\bar{z}}\bar{P} = \mathcal{O}(\epsilon), \quad (11)$$

$$\partial_{\bar{x}}\bar{v}_x + \partial_{\bar{y}}\bar{v}_y + \partial_{\bar{z}}\bar{v}_z = 0. \quad (12)$$

The solutions for these equations that satisfy the no-slip boundary conditions on the plates are

$$\bar{v}_x(\bar{x}, \bar{y}, \bar{z}) = 6\bar{z}(1 - \bar{z})\bar{V}_x(\bar{x}, \bar{y}), \quad (13)$$

$$\bar{v}_y(\bar{x}, \bar{y}, \bar{z}) = 6\bar{z}(1 - \bar{z})\bar{V}_y(\bar{x}, \bar{y}), \quad (14)$$

$$\bar{v}_z(\bar{x}, \bar{y}, \bar{z}) = 0, \quad (15)$$

where \bar{V}_x and \bar{V}_y are, respectively, the average values of \bar{v}_x and \bar{v}_y along the \bar{z} direction. Restoring dimensions,

we have

$$\frac{h^2}{12}\partial_x(P + \rho gy) + \eta_{xzzx}V_x + \eta_{xzzz}V_y = 0, \quad (16)$$

$$\frac{h^2}{12}\partial_y(P + \rho gy) + \eta_{yzzx}V_x + \eta_{yzzz}V_y = 0, \quad (17)$$

$$\partial_x V_x + \partial_y V_y = 0, \quad (18)$$

where $V_x = \bar{V}_x\nu/h$ and $V_y = \bar{V}_y\nu/h$ are the dimensionfull average velocities. The above equations can be combined into a single matrix equation, a *generalized Darcy's law*:

$$\partial_a(P + \rho gy) = -\frac{12}{h^2}\eta_{ab}V^b, \quad (19)$$

where η_{ab} is given by Eq. (3). Splitting $12\eta/h^2$ into its symmetric and anti-symmetric pieces, we end up with

$$\partial_a(P + \rho gy) = -(\alpha\gamma_{ab} + \beta\epsilon_{ab})V^b, \quad (20)$$

where $\gamma_{ab} = \gamma_{ba}$, and α is defined such that $\det \gamma = 1$. The constant β encapsulates the parity-odd terms in the viscosity tensor, however the form of β , and coefficients involved, depend entirely on the particular fluid under consideration. Here we focus only on the general observable consequences of a non-zero β , and do not focus on which parity odd coefficients constitute this β .

III. CYLINDRICALLY SYMMETRIC CASE

In this paper we restrict our focus to systems where the viscosity tensor has cylindrical symmetry along the z axis, and discuss various observable consequences of the parity breaking terms. In Appendix A we show that our results can be generalized to the anisotropic case, with most of the results unchanged. For a viscosity tensor with cylindrical symmetry along the z axis, Eq. (20) simplifies. The matrix γ_{ab} reduces to δ_{ab} , and

$$\alpha = \frac{12}{h^2}\eta_{xzzx} = \frac{12}{h^2}\eta_{yzzz}, \quad (21)$$

$$\beta = \frac{12}{h^2}\eta_{xzzz} = -\frac{12}{h^2}\eta_{yzzx}. \quad (22)$$

In this case, the system is analogous to a 2D electronic flow subjected to a magnetic field β pointing in the positive z direction, electrostatic potential given by $-(P + \rho gy)$ and collision relaxation time given by $m_*/(e\alpha)$, where e is the elementary charge and m_* is the effective mass of the electron [43]. In this scenario, Eq. (20), along with Eq. (18), imply that the pressure satisfies Laplace's equation, and the average flow is irrotational, that is,

$$\Delta P = 0, \quad \partial_x V_y - \partial_y V_x = 0. \quad (23)$$

Therefore, the function $V = V_x - iV_y$ is analytic, i.e., it satisfies the Cauchy-Riemann equations. Moreover, since

$P(x, y)$ is a harmonic function, we can always define a function $Q(x, y)$ such that $W = P + iQ$ is analytic. In terms of the complex variables $\zeta \equiv x + iy$, V , and W , Eq. (20) becomes

$$\frac{d}{d\zeta}(W - i\rho g\zeta) = -\mu V(\zeta), \quad (24)$$

where we have introduced a complex valued viscosity coefficient $\mu = \alpha + i\beta$. An immediate consequence of μ having a complex component is that the fluid flows at an angle

$$\theta = \arctan\left(\frac{\beta}{\alpha}\right), \quad (25)$$

relative to the pressure gradient. This is a manifestation of the typical behavior seen in parity-odd two-dimensional systems. For example, in the classical Hall effect, the electric current makes an angle with respect to the electric field.

IV. OBSERVABLE EFFECTS OF PARITY BREAKING IN A HELE-SHAW SETUP

In the following, we discuss the effect of parity breaking coefficients relevant to HS experimental setups. We consider the case of single fluid flow in a channel, drag force on an obstacle, bubble dynamics, and the Saffman-Taylor instability problem.

A. Single fluid flow in a channel

A simple example that highlights the new behavior described by the generalized Darcy's law is that of a fluid flowing in an infinite channel, $x \in [0, L]$, in the presence of gravity (see Fig 2). In this case the analytic velocity V must be constant [44], since the constant function is the only bounded analytic function over the whole domain. Imposing the no-penetration condition at the walls, that is,

$$V_x\Big|_{x=0} = V_x\Big|_{x=L} = 0, \quad (26)$$

we find that $V = -iV_0$, where V_0 is a real constant. From Eq. (24), we see that

$$W = i\rho g\zeta + i\mu V_0\zeta + W_0, \quad (27)$$

where W_0 is a complex constant.

In order to calculate the net force on the sample, we must remember that the original problem is three-dimensional. However, given that $T_{ij} \approx -P\delta_{ij}$ to leading order, and that P does not depend on z , the *net force on the sample walls is*:

$$F_i = \delta_{xi} h \int_{-\frac{R}{2}}^{\frac{R}{2}} P\Big|_{x=0}^L dy = 2\beta V_0(RLh)\delta_{xi}, \quad (28)$$

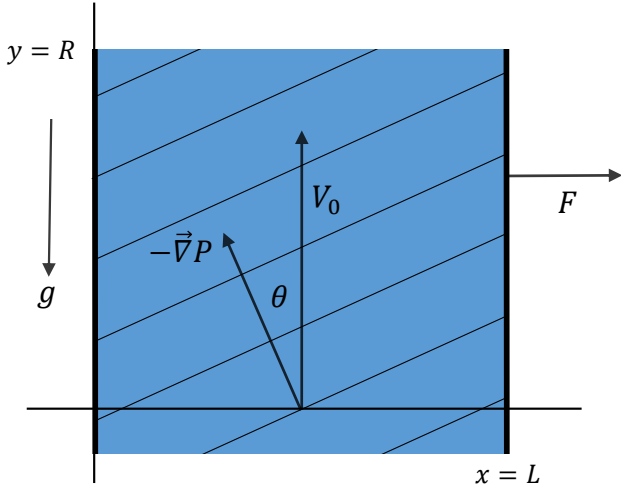


Figure 2. Schematic for single fluid channel flow. The fluid flows upward at an angle θ relative to the pressure gradient, and a transverse force is exerted on the channel. A boundary layer of size h exists on each wall that provides the necessary vorticity to enforce the true no-slip boundary conditions.

where R is assumed to be the total length of the sample. This approximation is only valid when $R \gg L$. Thus, driving a fluid with parity-odd viscosity through a channel can impart a net force, proportional to the sample volume, in the direction perpendicular to the flow. This is a measurable effect realizable in a laboratory. Even though the origin of this net force may sound mysterious, there is a nice interpretation in terms of 2D electronic fluids. In the presence of magnetic field, a constant flow in the y direction is only possible if the electric field possesses a component on the x direction. This is the source of such a net force on the walls.

Since the true boundary condition is the no-slip condition, we can estimate the boundary layer corrections to the net force (28), simply by considering that

$$\eta_{ixkl} \partial_k v_l \Big|_{x=0}^L \approx \eta_{ixxy} \partial_x v_y \Big|_{x=0}^L \sim \eta_{ixxy} \frac{V_0}{h}, \quad (29)$$

where we assumed that the boundary layer thickness is of order h . Comparing this to the pressure, which scales as h^{-2} , we see that the boundary layer contribution comes as a higher order correction.

B. Force on an obstacle with arbitrary cross section

In this section, we consider flow past a cylindrical obstacle with arbitrarily shaped cross section \mathcal{D} within the HS setup. We show that there are no corrections to the force acting on the compact obstacle coming from the parity breaking terms. The total force on this compact solid body is given by

$$F_i = -h \int_0^\ell P n_i ds, \quad (30)$$

where ds is the arc length element, ℓ is the perimeter of the cross section \mathcal{D} and \hat{n} is the normal vector pointing outwards from the body. Assuming a positive orientation, the complex normal vector $n_x + in_y$ is given by $-id\zeta/ds$, since $|d\zeta/ds| = 1$ by the definition of arc length. Therefore,

$$F \equiv F_x + iF_y = -h \int_0^\ell P \left(-i \frac{d\zeta}{ds} \right) ds, \quad (31)$$

$$F = ih \oint_{\partial\mathcal{D}} P d\zeta.$$

For potential flows, we can always define the analytic velocity to be of the form

$$V = \frac{d\Phi}{d\zeta}, \quad (32)$$

where the complex potential Φ is defined in terms of the velocity potential φ and stream function ψ by

$$\Phi(\zeta) = \varphi(x, y) + i\psi(x, y). \quad (33)$$

From the generalized Darcy's Law (24), we have that

$$P = \text{Re}(-\mu\Phi + i\rho g\zeta) + P_0, \quad (34)$$

where P_0 is a real constant. Plugging this into Eq. (31), we end up with

$$F = \frac{ih}{2} \oint_{\partial\mathcal{D}} (-\mu\Phi - \bar{\mu}\bar{\Phi} - i\rho g\bar{\zeta} + i\rho g\zeta + 2P_0) d\zeta. \quad (35)$$

We can see that the last two terms vanish by Cauchy's integral theorem. Let the equation for the curve $\partial\mathcal{D}$ be of the form $\bar{\zeta} = f(\zeta)$. Then

$$F = -\frac{ih}{2} \oint_{\partial\mathcal{D}} (\mu\Phi(\zeta) + \bar{\mu}\bar{\Phi}(f(\zeta))) d\zeta + \frac{\rho gh}{2} \oint_{\partial\mathcal{D}} f(\zeta) d\zeta. \quad (36)$$

Before proceeding, let us note that the last term is nothing but the buoyant force on the body. To see this, we use that

$$\frac{\rho gh}{2} \oint_{\partial\mathcal{D}} f(\zeta) d\zeta = \frac{\rho gh}{2} \iint_{\mathcal{D}} d\bar{\zeta} d\zeta = i\rho gh \mathcal{A}, \quad (37)$$

where \mathcal{A} is the area of region \mathcal{D} . This means that this force is always opposite to the gravitational force, and is proportional to the mass of fluid displaced by the body, $\rho \times (h\mathcal{A})$.

In order to determine Φ and $\bar{\Phi}$ on the curve $\partial\mathcal{D}$, we must impose that $V_n = 0$ on $\partial\mathcal{D}$. This implies that

$$V_n = \text{Re} \left(-i \frac{d\zeta}{ds} V \right)_{\partial\mathcal{D}},$$

$$V_n = -\frac{i}{2} \frac{d\zeta}{ds} \frac{d}{d\zeta} \left[\Phi - \bar{\Phi} \Big|_{\bar{\zeta}=f(\zeta)} \right] = 0. \quad (38)$$

This shows that the curve $\partial\mathcal{D}$ is a streamline. In other words, $\psi(x, y)|_{\partial\mathcal{D}}$ is a constant. Using this, the force on a cylindrical body is given by:

$$F = -ih\alpha \oint_{\partial\mathcal{D}} \Phi(\zeta) d\zeta + i\rho gh\mathcal{A}. \quad (39)$$

Note that the first term in Eq. (39) is the drag force, and does not depend on the parity-odd coefficient β . The reason for that is somewhat straightforward. If we define $\tilde{P} = P + \beta\psi$, with ψ being the stream function, Eq. (20) can be written as (assuming cylindrical symmetry)

$$\partial_a(\tilde{P} + \rho gy) = -\alpha v_a, \quad (40)$$

which has the same form as the ordinary Darcy's law. Moreover, since $\psi(x, y)|_{\partial\mathcal{D}}$ is constant,

$$\oint_{\partial\mathcal{D}} P d\zeta = \oint_{\partial\mathcal{D}} \tilde{P} d\zeta, \quad (41)$$

and so β does not contribute to the drag force. In fact, this is true even in the anisotropic case, as shown in Appendix A.

In the case of an infinitely long channel, it is possible to fully determine the drag force on a cylindrical body. For that we use that the complex potential for a flow with constant complex velocity U at infinity is given by

$$\Phi(\zeta) = U\zeta + \bar{U}f(\zeta). \quad (42)$$

Plugging this into Eq. (39) gives

$$F = (2\alpha\bar{U} + i\rho g) h\mathcal{A} \quad (43)$$

and, because $\bar{U} = U_x + iU_y$, we obtain that the drag force is proportional to both the asymptotic fluid velocity, and the volume of the body.

C. Compact free surface problem with generalized Darcy's law

In this section, we will consider the famous HS free surface (moving boundary) problem with the generalized Darcy's law. Before considering the generalized Darcy's law, we will do a quick (and incomplete) recap of free surface problems considered for the regular Darcy's law with isotropy. The isotropic free surface problem has been studied since the early work of Galin [45] and Polubarinova-Kochina [46], which was followed up by several authors and has been an active area of research in the form Laplacian growth problem. For a nice review see Howison [47] and the references therein.

The simplest free surface or moving boundary problem is that of one phase, zero surface tension systems, with the pressure $P(x, y, t)$ satisfying $\Delta P = 0$ in the region $\Omega(t)$ occupied by the liquid. The boundary conditions at the free surface $\partial\Omega(t)$ are $P|_{\partial\Omega(t)} = 0$ and $V_n = -\alpha\partial_n P$.

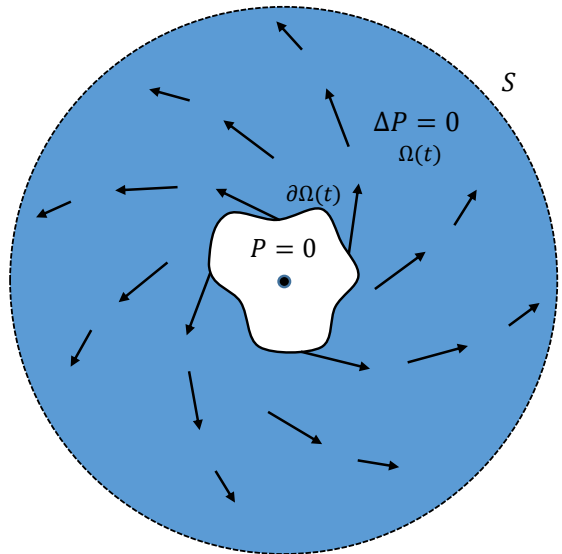


Figure 3. Expanding air bubble surrounded by an parity broken viscous fluid in a HS cell. The pressure profile and shape of the interface are unchanged due to β , however the flow has a spiral behavior.

For the single phase case, the viscous fluid forms a boundary with an inviscid fluid such as air, and the free surface equation coincides with the zero pressure boundary condition, and $V_n = -(\partial P/\partial t)/|\nabla P|$ is the normal velocity of $\partial\Omega(t)$ in the outward direction. The resulting kinematic boundary condition for the free surface $P|_{\partial\Omega(t)} = 0$ can be written as

$$\frac{\partial P}{\partial t} - \frac{1}{\alpha} |\vec{\nabla} P|^2 = 0. \quad (44)$$

The above equation can be written in an analytic form using $P = \text{Re}(W)$ and then it can be conformally mapped to a unit disc. The conformally mapped moving free surface equation is sometimes referred to as Polubarinova-Galin, or Laplacian growth, equation [47].

The HS free surface problem is then completely specified when we prescribe a driving mechanism and an initial shape profile $\partial\Omega(0)$. There are two variants of the free surface problem that are often considered: i) the viscous fluid occupies only a finite area surrounded by an inviscid fluid such as air, and the motion is driven by sources or sinks within the viscous fluid, and (ii) a simply connected bubble formed by injection of an inviscid fluid, for example air, into an infinite region of a second fluid whose viscosity is large. These two problems can be framed in a similar way, but there are key differences in the dynamics with respect to the stability of the free surface.

Here we only consider the case where the parity broken viscous fluid occupies the exterior $\Omega(t)$ of the finite bubble, with uniform extraction at infinity. If the air is injected at a rate q given by $q = \frac{d\mathcal{A}}{dt}$, where \mathcal{A} is the area, then far from the injection point and bubble the

outer fluid has a solution for W of the form

$$\lim_{r \rightarrow \infty} W(\zeta) \sim -\frac{q}{2\pi} \log(\zeta) + W_0. \quad (45)$$

The pressure profile cannot have angular dependence, otherwise it would not be a single valued function. From the generalized Darcy's law (24), the far field complex velocity must then be of the form

$$V(\zeta) \sim \frac{q}{2\pi\mu} \frac{1}{\zeta} = \frac{q}{2\pi\mu} \frac{e^{-i\theta}}{r}. \quad (46)$$

The radial and angular components of the far field velocity are then

$$V_r \sim \frac{q}{2\pi} \frac{\alpha}{\alpha^2 + \beta^2} \frac{1}{r}, \quad V_\theta \sim \frac{q}{2\pi} \frac{\beta}{\alpha^2 + \beta^2} \frac{1}{r}, \quad (47)$$

and so it's clear that β causes the flow to acquire circulation. The circulation and flux can be computed far from the bubble. Let S be a curve far from the bubble, such that the the velocity is described by (46). Then

$$\oint_S V(\zeta) d\zeta \sim i \frac{q}{\mu}. \quad (48)$$

The flux Φ_v and circulation Γ at infinity are then given by:

$$\Phi_v \sim \frac{\alpha}{\alpha^2 + \beta^2} \frac{dA}{dt}, \quad \Gamma \sim \frac{\beta}{\alpha^2 + \beta^2} \frac{dA}{dt}. \quad (49)$$

Thus, if the area of the air bubble is changing, the presence of circulation at the edge of the sample can be used to measure the parity broken terms in the viscosity tensor.

For a free surface parametrized by $P|_{\partial\Omega(t)} = 0$, the outward normal unit vector is given by $\hat{n} = \frac{\vec{\nabla}P}{|\vec{\nabla}P|}$, and so the kinematic boundary condition can be written as

$$\frac{\partial P}{\partial t} + V_n |\vec{\nabla}P| = 0. \quad (50)$$

For the generalized Darcy's law we have the following β modified form for V_n ,

$$V_n = -\frac{1}{\alpha^2 + \beta^2} (\alpha \partial_n P + \beta \partial_s P). \quad (51)$$

Since $\hat{n} = \frac{\vec{\nabla}P}{|\vec{\nabla}P|}$, the second term in the above equation vanishes. Substituting Eq. (51) into Eq. (50), we obtain,

$$\left(\frac{\partial P}{\partial t} - \frac{\alpha}{\alpha^2 + \beta^2} |\vec{\nabla}P|^2 \right) \Big|_{\partial\Omega(t)} = 0. \quad (52)$$

From this it's clear that the shape dynamics of the bubble are effectively unchanged due to β , apart from rescaling time by $\tilde{\alpha}$,

$$\frac{1}{\tilde{\alpha}} = \frac{\alpha}{\alpha^2 + \beta^2}, \quad (53)$$

Substituting $P = \text{Re}(W)$ and conformally mapping $\Omega(t)$ to a unit disc yields the P-G equation with renormalized rate q ,

$$\text{Re} \left(\frac{\partial W}{\partial t} - \frac{1}{\mu} \left| \frac{dW}{d\zeta} \right|^2 \right) = 0. \quad (54)$$

Typically, the growth of the bubble is limited by a critical 'blow-up' time t_c , which is the time it takes for sharp cusps to form [47]. Since the shear viscosity is a determining factor in t_c , the rescaling in (53) implies that β would modify t_c . In particular, large values of β would delay this cusp formation for a fixed rate q . We would like to point out that the system studied here (with generalized Darcy's law) is closely related to the free surface dynamics in a rotating HS cell except for one important difference. In the rotating case, the centrifugal force modifies the pressure at the boundary, resulting in a different equation for the surface dynamics [48, 49].

D. Dispersion and stability of the free surface interface between two fluids: Saffman-Taylor instability

In this section we study the Saffman-Taylor instability in the presence of the parity breaking terms and derive a modified free surface dispersion relation and stability condition. Consider a setup with two superposed fluids subject to a downward gravitational force acting in the negative y direction, with an interface between them moving with speed V_0 in the positive y direction. At a particular instant in time the unperturbed interface between the two fluids is located at $y = 0$, and perturbations assumed to be of the form

$$y = H(x, t) = \epsilon \text{Re} (e^{ikx + \Omega t}), \quad (55)$$

where ϵ is the small amplitude of the perturbation. We have also allowed for the possibility of a complex valued frequency $\Omega = \delta + i\omega$. All quantities associated with the upper fluid ($y > 0$) are marked with a 1, and all quantities associated with the lower fluid ($y < 0$) are marked with a 2. The complex viscosity that enters the generalized Darcy's law in each region is denoted by $\mu_1 = \alpha_1 + i\beta_1$ and $\mu_2 = \alpha_2 + i\beta_2$.

We start with general solutions for P in each region that satisfy Laplace's equation, and compute the corresponding components of the flow using the generalized Darcy's law. We then apply the kinematic boundary condition at the free surface,

$$V_y^{(1)} - V_x^{(1)} \partial_x H(x, t) = V_0 + \partial_t H(x, t). \quad (56)$$

and impose the boundedness of the flow at $y \rightarrow \pm\infty$. To

first order in ϵ , we have

$$P^{(1)}(x, y) = P_0^{(1)} + a_1x + b_1y - \epsilon e^{-ky + \delta t} (A_1 \cos(kx + \omega t) + B_1 \sin(kx + \omega t)), \quad (57)$$

$$P^{(2)}(x, y) = P_0^{(2)} + a_2x + b_2y - \epsilon e^{ky + \delta t} (A_2 \cos(kx + \omega t) + B_2 \sin(kx + \omega t)), \quad (58)$$

where $P_0^{(1)}$ and $P_0^{(2)}$ are constant background pressures in each region, and where

$$a_i = -\beta_i V_0 - \alpha_i V_{x0}^{(i)}, \quad (59)$$

$$b_i = -\alpha_i V_0 + \beta_i V_{x0}^{(i)}, \quad (60)$$

are the constants determining the steady state background flow, and

$$A_1 = \frac{\beta_1(\omega + kV_{x0}^{(1)}) - \alpha_1\delta}{k}, \quad (61)$$

$$B_1 = \frac{\alpha_1(\omega + kV_{x0}^{(1)}) + \beta_1\delta}{k}, \quad (62)$$

$$A_2 = \frac{\beta_2(\omega + kV_{x0}^{(2)}) + \alpha_2\delta}{k}, \quad (63)$$

$$B_2 = \frac{-\alpha_2(\omega + kV_{x0}^{(2)}) + \beta_2\delta}{k}, \quad (64)$$

are the amplitudes of perturbation. The constants $V_{x0}^{(1)}$ and $V_{x0}^{(2)}$ are the x components of fluids as $y \rightarrow \infty$ and $y \rightarrow -\infty$, respectively (see Fig 4). At this point we have not fixed the asymptotic form of the velocities, we only require that they agree kinematically with the interface to order ϵ .

We must also balance the forces at the interface. In general, the no-stress boundary condition requires that $n_i T_{ij}$ be continuous across the free surface, and this continuity must be verified across any boundary layer that develops. In the standard HS cell there exists a boundary layer flow that interpolates between the tangential velocity of each fluid on either side of a free surface. Along with the HS scaling, this leaves only a single effective boundary condition on bulk solutions, that the pressure must be continuous from one region to the next:

$$P^{(1)}(x, y) = P^{(2)}(x, y), \quad y = H(x, t). \quad (65)$$

In the standard case, where $\beta = 0$, this leads to a jump in the bulk scale tangential velocity near the free surface, but does not place any constraints on the asymptotic flow. However, the introduction of β modifies this jump condition, and does in fact place a constraint on the flow. This manifests itself in the form of the asymptotic velocity (67).

Upon substituting (55) into (57) and (58) and setting them equal, we are given four equations, two at order ϵ^0 ,

$$P_0^{(1)} = P_0^{(2)}, \quad (66)$$

$$\alpha_1 V_{x0}^{(1)} + \beta_1 V_0 = \alpha_2 V_{x0}^{(2)} + \beta_2 V_0, \quad (67)$$

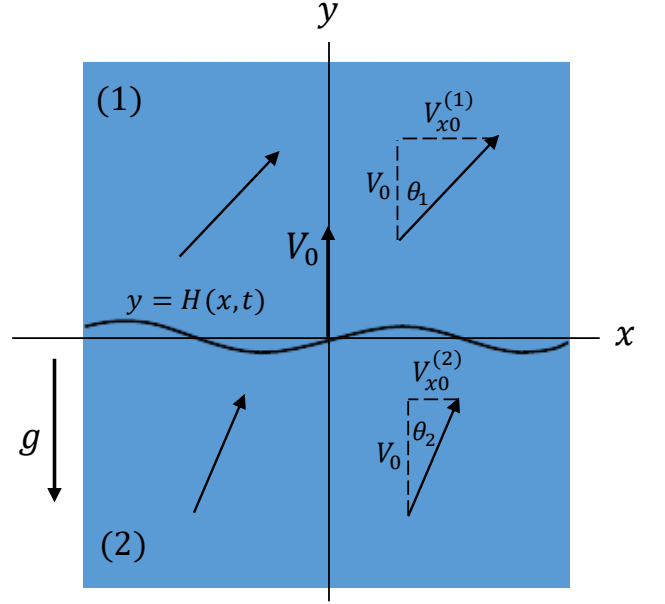


Figure 4. Interface between two odd fluids moving with speed V_0 upwards, with small amplitude perturbations. The asymptotic velocity in region (1) makes an angle θ_1 with the vertical, and the asymptotic velocity in region (2) makes an angle θ_2 with the vertical. If $\beta = 0$ both angles can be set to zero.

and two at order ϵ^1 ,

$$(\alpha_1 + \alpha_2)\delta - (\rho_1 - \rho_2)gk - (\alpha_1 - \alpha_2)V_0k - (\beta_1 - \beta_2)\omega = 0, \quad (68)$$

$$(\alpha_1 + \alpha_2)\omega + (\alpha_1 V_{x0}^{(1)} + \alpha_2 V_{x0}^{(2)})k + (\beta_1 - \beta_2)\delta = 0. \quad (69)$$

Eq. (66) implies the constant background pressures must be equal on both sides, while Eq. (67) gives a constraint on the asymptotic form of the flow. If $\beta_1 - \beta_2 = 0$ the fluid can be pumped purely in the vertical direction. However, with $\beta_1 - \beta_2 \neq 0$, the fluid being driven (fluid 1, say) moves at an angle relative to the driving fluid (fluid 2, say). If we introduce an asymptotic flow angle in each region defined by

$$V_{x0}^{(1)} = V_0 \tan \theta_1, \quad (70)$$

$$V_{x0}^{(2)} = V_0 \tan \theta_2, \quad (71)$$

then (67) can be written as

$$\alpha_1 \tan \theta_1 = \alpha_2 \tan \theta_2 + (\beta_2 - \beta_1). \quad (72)$$

This implies that for $\beta_1 - \beta_2 \neq 0$, two superposed fluids cannot be pumped in the purely vertical direction. Said another way, there must be an angle between the steady state flow and the free surface.

The system of equations (68) and (69) can be used to solve for δ and ω , and when written as a single complex

number we arrive at the *modified free surface dispersion relation*:

$$\frac{\Omega}{k} = \frac{(\rho_1 - \rho_2)g + V_0(\mu_1 - \mu_2) - 2i\alpha_2 V_0 \tan \theta_2}{\mu_1 + \bar{\mu}_2}. \quad (73)$$

If $\beta \rightarrow 0$, and the flow is normally incident to the interface in region (2), that is $\theta_2 = 0$, then the frequency Ω becomes a real number, and the standard Saffman-Taylor dispersion is recovered [50]. For concreteness, we set $\theta_2 = 0$ from here onward, as to model a fluid being driven directly at the interface. In this case, Eq. (73) is simply the complexified version of the Saffman-Taylor dispersion, where the viscosities have been replaced by their complex generalizations.

While the modified dispersion is still linear in k , the conditions for stability are changed due to β . Stability occurs when $\text{Re}(\Omega) = \delta < 0$, giving the *modified free surface stability condition*:

$$(\rho_1 - \rho_2)g + V_0(\alpha_1 - \alpha_2) + \frac{V_0(\beta_1 - \beta_2)^2}{\alpha_1 + \alpha_2} < 0. \quad (74)$$

Written another way,

$$V_0 \left(\alpha_1 - \alpha_2 + \frac{(\beta_1 - \beta_2)^2}{\alpha_1 + \alpha_2} \right) < (\rho_2 - \rho_1)g, \quad (75)$$

we can see that for fixed densities, stability depends on the sign of the quantity

$$\alpha_1 - \alpha_2 + \frac{(\beta_1 - \beta_2)^2}{\alpha_1 + \alpha_2}, \quad (76)$$

which ultimately depends on the relative values of α_1 and α_2 in relation to β . In the absence of any parity broken terms, we recover the Saffman-Taylor stability condition.

The typical case in which the interface is unstable is that of a dense, viscous fluid resting on top of a less dense, less viscous fluid ($\rho_1 > \rho_2$, $\alpha_1 > \alpha_2$). In this case, stability is achieved when

$$V_0 < -\frac{(\rho_1 - \rho_2)(\alpha_1 + \alpha_2)g}{\alpha_1^2 - \alpha_2^2 + (\beta_1 - \beta_2)^2}. \quad (77)$$

From this we see that the parity broken terms in the viscosity tensor act to stabilize the interface, meaning the magnitude of the driving velocity V_0 is not required to be as large. The modification due to β is most strikingly seen when $\alpha_1 = \alpha_2 = \alpha$. In this case, β is the only way to bring V_0 back into the stability condition, and stability is achieved when

$$V_0 < \frac{2(\rho_2 - \rho_1)g\alpha}{(\beta_1 - \beta_2)^2}. \quad (78)$$

This opens an entirely new channel for stability that wasn't present when $\beta = 0$.

Regardless if the fluid is driven or not, the introduction of β gives the perturbed interface a time dependent oscillation, with a frequency ω proportional to $|\beta_1 - \beta_2|$.

Stable configurations return to equilibrium as a damped oscillator, and the unstable configurations oscillate with ever increasing amplitude. This is a directly measurable quantity, and acts as a robust probe into the parity broken terms in the viscosity tensor.

V. DISCUSSION AND FUTURE DIRECTIONS

In this work, we generalized Darcy's law for a three dimensional incompressible fluid with a general parity broken anisotropic viscosity tensor, when placed between two parallel plates with a small separation h . In the infinitesimal gap limit, Darcy's law admits a simple generalization that contains only four viscosity coefficients, as shown in Eq. (2). We discussed the observable effects of the parity odd coefficients (for a cylindrical symmetric case) of the fluid in a channel flow, flow around an obstacle, expanding bubble, and two-fluid interface stability (Saffman-Taylor instability).

When such a fluid is pushed through a channel, a transverse force is exerted on the walls due to the parity odd coefficients. Measurement of this transverse force can enable us to determine the magnitude of such parity odd coefficients in both synthetic and naturally occurring three dimensional fluids. For a flow across an obstacle, the drag force is independent of the parity breaking effects, which is in contrast to recent results in three-dimensional systems with odd viscosity [32], where the almost 2D nature of the flow encountered here is not present. In the case of an expanding bubble, the pressure profile and interface dynamics are unchanged, however there is a modification to the far field flow, and measurement of the fluid circulation far from the bubble gives a measure of the parity odd terms. The stability condition of the two fluid interface is also modified due to the presence of parity breaking, with the parity breaking tending to stabilize the interface dynamics. In appendix A, we discuss the fully anisotropic case with no cylindrical symmetry and show that the the generalized Darcy's law retains the analytical structure of the cylindrical symmetric case in isothermal coordinates.

In principle, the generalized Darcy's law presented here could arise from a magnetized fluid (colloid) subject to a uniform external magnetic field along the z axis. This assumes the fluid is incompressible and satisfies the Landau-Lifshitz equation [51],

$$D_t \mathbf{M} = -\chi \mathbf{M} \times \mathbf{B} - \lambda \mathbf{M} \times (\mathbf{M} \times \mathbf{B}), \quad (79)$$

together with

$$\rho D_t v_i = \partial_j T_{ij}, \quad (80)$$

where $D_t = \partial_t + v_j \partial_j$ is the material derivative, and the stress tensor is given by

$$T_{ij} = -P\delta_{ij} + \eta(\partial_i v_j + \partial_j v_i) + \nu M_k [\epsilon_{jkl}(\partial_i v_l + \partial_l v_i) + \epsilon_{ikl}(\partial_j v_l + \partial_l v_j)]. \quad (81)$$

The above set of equations are the minimal model that yields the desired parity breaking effects resulting from the relaxation dynamics of the magnetization equation. The above equations resemble the three dimensional fluids discussed in Ref. [52], where the magnetization plays the role intrinsic angular momentum, albeit with Landau-Lifshitz dynamics.

An interesting question for the future is to investigate if these equations can arise in Ferrofluids, or their close counterparts, dipolar fluids (see Ref. [53, 54]). Ferrofluids seem to be a promising platform to study the parity breaking fluids discussed in this work, since they manifest remarkable features, such as labyrinthine instabilities, when placed within a Hele-Shaw device [54, 55].

VI. ACKNOWLEDGMENTS

We thank A.G. Abanov for useful discussions. This work is supported by NSF CAREER Grant No. DMR-1944967 (SG). DR is supported by 21st century foundation startup award from CCNY. GMM was supported by the National Science Foundation under Grant OMA-1936351

Appendix A: Fully anisotropic Darcy's law

Even though we discussed the generalized Darcy's law with cylindrical symmetry, the anisotropic case with arbitrary matrix elements η_{ij} can be shown to acquire a similar complex generalization, albeit with modified analytic functions and boundary conditions. To derive a complexified generalized Darcy's law for the anisotropic case, it is convenient to introduce the isothermal coordinates

$$\sigma = \sqrt{\gamma_{xx}} x + \frac{\gamma_{xy}}{\sqrt{\gamma_{xx}}} y, \quad \tau = \frac{y}{\sqrt{\gamma_{xx}}}, \quad (\text{A1})$$

such that, in this new coordinate system, Eq. (20) and (18) become

$$\partial_\sigma (P + \rho g \tau \sqrt{\gamma_{xx}}) = -\alpha V_\sigma - \beta V_\tau, \quad (\text{A2})$$

$$\partial_\tau (P + \rho g \tau \sqrt{\gamma_{xx}}) = -\alpha V_\tau + \beta V_\sigma, \quad (\text{A3})$$

$$\partial_\sigma V_\sigma + \partial_\tau V_\tau = 0, \quad (\text{A4})$$

where we have defined

$$V_\sigma = \sqrt{\gamma_{xx}} V_x + \frac{\gamma_{xy}}{\sqrt{\gamma_{xx}}} V_y, \quad V_\tau = \frac{V_y}{\sqrt{\gamma_{xx}}}. \quad (\text{A5})$$

Equations (A2-A4) imply that

$$(\partial_\sigma^2 + \partial_\tau^2)P = 0, \quad \partial_\sigma V_\tau - \partial_\tau V_\sigma = 0, \quad (\text{A6})$$

that is, pressure is a harmonic function in these new coordinates and the function $V = V_\sigma - iV_\tau$ is analytic, since it satisfies the Cauchy-Riemann equations in the isothermal coordinates. Moreover, since $P(\sigma, \tau)$ is a harmonic function, we can always define a function $Q(\sigma, \tau)$ such that $W = P + iQ$ is analytic. In terms of the complex variables $\zeta = \sigma + i\tau$, V and W , equations (A2-A4) can be written as

$$\frac{d}{d\zeta} (W - i\rho g \sqrt{\gamma_{xx}} \zeta) = -\mu V(\zeta), \quad (\text{A7})$$

where α and β are combined into the complex viscosity μ , which is defined as

$$\mu = \alpha + i\beta. \quad (\text{A8})$$

Analogous to the cylindrical symmetry case, only α contributes to the drag force. To see this, we must express the drag force on the body in terms of a contour integral in the complex ζ -plane. Eq. (31) gives us

$$F_x = -h \oint_{\partial\mathcal{D}} P dy, \quad F_y = h \oint_{\partial\mathcal{D}} P dx, \quad (\text{A9})$$

and with the help of Eq. (A1), we can write

$$\tilde{F} = \sqrt{\gamma_{xx}} F_x + \frac{\gamma_{xy} + i}{\sqrt{\gamma_{xx}}} F_y = -ih \oint_{\partial\tilde{\mathcal{D}}} P d\zeta, \quad (\text{A10})$$

where $\tilde{\mathcal{D}}$ is the object domain in the complex ζ -plane. Since we are only interested in the drag force, let us ignore the gravity term. From Eq. (A7), we obtain that

$$P = \text{Re}(W) = \text{Re}(\mu\Phi + W_0), \\ P = \alpha \text{Re}(\Phi) - \beta \text{Im}(\Phi) + \text{Re}(W_0), \quad (\text{A11})$$

where W_0 is a complex constant. However, one can see that

$$V^i n_i = \frac{dy}{ds} V_x - \frac{dx}{ds} V_y = \frac{d\tau}{ds} V_\sigma - \frac{d\sigma}{ds} V_\tau, \\ V^i n_i = \text{Re} \left(-i \frac{d\zeta}{ds} V \right) = \text{Im} \left(\frac{d\Phi}{ds} \right) = 0, \quad (\text{A12})$$

which implies that $\text{Im}(\Phi)$ is constant on the contour $\partial\tilde{\mathcal{D}}$. Therefore, we are only left with

$$\tilde{F} = -i\alpha h \oint_{\partial\tilde{\mathcal{D}}} \Phi(\zeta) d\zeta. \quad (\text{A13})$$

From this, we directly observe that β does not contribute to the drag force, even in the anisotropic case, as expected.

-
- [1] L. Landau and E. Lifshitz. *Fluid Mechanics: Course in Theoretical Physics, 2nd English edition (Revised)* (1987).
- [2] J. Avron, R. Seiler, and P. G. Zograf. *Viscosity of quantum Hall fluids*. Physical review letters, **75**, 697 (1995).
- [3] J. Avron. *Odd viscosity*. Journal of statistical physics, **92**, 543–557 (1998).
- [4] I. Tokatly. *Magnetoelasticity theory of incompressible quantum Hall liquids*. Physical Review B, **73**, 205340 (2006).
- [5] I. Tokatly and G. Vignale. *New collective mode in the fractional quantum Hall liquid*. Physical review letters, **98**, 026805 (2007).
- [6] I. Tokatly and G. Vignale. *Erratum: Lorentz shear modulus of a two-dimensional electron gas at high magnetic field [Phys. Rev. B 76, 161305 (R)(2007)]*. Physical Review B, **79**, 199903 (2009).
- [7] N. Read. *Non-Abelian adiabatic statistics and Hall viscosity in quantum Hall states and $p_x + i p_y$ paired superfluids*. Physical Review B, **79**, 045308 (2009).
- [8] F. Haldane. *Geometrical description of the fractional quantum Hall effect*. Physical review letters, **107**, 116801 (2011).
- [9] F. Haldane. *Self-duality and long-wavelength behavior of the Landau-level guiding-center structure function, and the shear modulus of fractional quantum Hall fluids*. arXiv preprint arXiv:1112.0990 (2011).
- [10] C. Hoyos and D. T. Son. *Hall viscosity and electromagnetic response*. Physical review letters, **108**, 066805 (2012).
- [11] B. Bradlyn, M. Goldstein, and N. Read. *Kubo formulas for viscosity: Hall viscosity, Ward identities, and the relation with conductivity*. Physical Review B, **86**, 245309 (2012).
- [12] B. Yang, Z. Papić, E. Rezayi, R. Bhatt, and F. Haldane. *Band mass anisotropy and the intrinsic metric of fractional quantum Hall systems*. Physical Review B, **85**, 165318 (2012).
- [13] A. G. Abanov. *On the effective hydrodynamics of the fractional quantum Hall effect*. Journal of Physics A: Mathematical and Theoretical, **46**, 292001 (2013).
- [14] T. L. Hughes, R. G. Leigh, and O. Parrikar. *Torsional anomalies, Hall viscosity, and bulk-boundary correspondence in topological states*. Physical Review D, **88**, 025040 (2013).
- [15] C. Hoyos. *Hall viscosity, topological states and effective theories*. International Journal of Modern Physics B, **28**, 1430007 (2014).
- [16] M. Laskin, T. Can, and P. Wiegmann. *Collective field theory for quantum Hall states*. Physical Review B, **92**, 235141 (2015).
- [17] T. Can, M. Laskin, and P. Wiegmann. *Fractional quantum Hall effect in a curved space: gravitational anomaly and electromagnetic response*. Physical review letters, **113**, 046803 (2014).
- [18] T. Can, M. Laskin, and P. B. Wiegmann. *Geometry of quantum Hall states: Gravitational anomaly and transport coefficients*. Annals of Physics, **362**, 752–794 (2015).
- [19] S. Klevtsov and P. Wiegmann. *Geometric adiabatic transport in quantum Hall states*. Physical review letters, **115**, 086801 (2015).
- [20] S. Klevtsov, X. Ma, G. Marinescu, and P. Wiegmann. *Quantum Hall effect and Quillen metric*. Communications in Mathematical Physics, **349**, 819–855 (2017).
- [21] A. Gromov and A. G. Abanov. *Density-curvature response and gravitational anomaly*. Physical review letters, **113**, 266802 (2014).
- [22] A. Gromov, G. Y. Cho, Y. You, A. G. Abanov, and E. Fradkin. *Framing anomaly in the effective theory of the fractional quantum hall effect*. Physical review letters, **114**, 016805 (2015).
- [23] A. Gromov, K. Jensen, and A. G. Abanov. *Boundary effective action for quantum Hall states*. Physical review letters, **116**, 126802 (2016).
- [24] P. Alekseev. *Negative magnetoresistance in viscous flow of two-dimensional electrons*. Physical review letters, **117**, 166601 (2016).
- [25] T. Scaffidi, N. Nandi, B. Schmidt, A. P. Mackenzie, and J. E. Moore. *Hydrodynamic electron flow and Hall viscosity*. Physical review letters, **118**, 226601 (2017).
- [26] F. M. Pellegrino, I. Torre, and M. Polini. *Nonlocal transport and the Hall viscosity of two-dimensional hydrodynamic electron liquids*. Physical Review B, **96**, 195401 (2017).
- [27] A. Berdyugin, S. Xu, F. Pellegrino, R. K. Kumar, A. Principi, I. Torre, M. B. Shalom, T. Taniguchi, K. Watanabe, I. Grigorieva, et al. *Measuring hall viscosity of graphene’s electron fluid*. Science, page eaau0685 (2019).
- [28] G. S. Denicol, X.-G. Huang, E. Molnár, G. M. Monteiro, H. Niemi, J. Noronha, D. H. Rischke, and Q. Wang. *Nonresistive dissipative magnetohydrodynamics from the Boltzmann equation in the 14-moment approximation*. Phys. Rev. D, **98**, 076009 (2018).
- [29] J. Korving, H. Hulsman, H. Knaap, and J. Beenakker. *Transverse momentum transport in viscous flow of diatomic gases in a magnetic field*. Physics Letters, **21**, 5–7 (1966).
- [30] H. Knaap and J. Beenakker. *Heat conductivity and viscosity of a gas of non-spherical molecules in a magnetic field*. Physica, **33**, 643–670 (1967).
- [31] J. Korving, H. Hulsman, G. Scoles, H. Knaap, and J. Beenakker. *The influence of a magnetic field on the transport properties of gases of polyatomic molecules: Part I, Viscosity*. Physica, **36**, 177–197 (1967).
- [32] T. Khain, C. Scheibner, M. Fruchart, and V. Vitelli. *Stokes flows in three-dimensional fluids with odd and parity-violating viscosities*. arXiv:2011.07681 (2021).
- [33] D. Banerjee, A. Souslov, A. G. Abanov, and V. Vitelli. *Odd viscosity in chiral active fluids*. Nature Communications, **8** (2017).
- [34] T. Markovich and T. C. Lubensky. *Odd Viscosity in Active Matter: Microscopic Origin and 3D Effects*. Physical Review Letters, **127** (2021).
- [35] G. M. Monteiro, A. G. Abanov, and S. Ganeshan. *Hamiltonian structure of 2D fluid dynamics with broken parity* (2021).
- [36] G. K. Batchelor. *An Introduction to Fluid Dynamics* (2000).
- [37] R. Smith and R. Greenkorn. *An Investigation of the Flow Regime for Hele-Shaw Flow*. Society of Petroleum Engineers Journal, **9**, 434–442 (1969).

- [38] In fact, Darcy's law also manifests as Fourier's law of heat conduction and Fick's law of diffusion.
- [39] N. Dmitriev and V. Maksimov. *Determining equations of two-phase flows through anisotropic porous media*. Fluid dynamics, **33**, 224–229 (1998).
- [40] A. C. H. Tsang and E. Kanso. *Circularly confined microswimmers exhibit multiple global patterns*. Physical Review E, **91** (2015).
- [41] C. J. Miles, A. A. Evans, M. J. Shelley, and S. E. Spagnolie. *Active matter invasion of a viscous fluid: Unstable sheets and a no-flow theorem*. Physical Review Letters, **122** (2019).
- [42] J. B. Segur and H. E. Oberstar. *Viscosity of glycerol and its aqueous solutions*. Industrial & Engineering Chemistry, **43**, 2117–2120 (1951).
- [43] Note that Darcy's law is analogous to Ohm's law for electrical networks, Fourier's law of heat conduction and Fick's law of diffusion. All of these situations mimic flow through a porous medium.
- [44] Any bounded analytic function in the infinite strip has to be a constant by an extension of Liouville's theorem.
- [45] L. Galin. *Unsteady filtration with a free surface*. In *Dokl. Akad. Nauk SSSR*, volume 47, pages 246–249 (1945).
- [46] P. Y. Polubarinova-Kochina. *On a problem of the motion of the contour of a petroleum shell*. In *Dokl. Akad. Nauk USSR*, volume 47, pages 254–257 (1945).
- [47] S. Howison. *Complex variable methods in Hele-Shaw moving boundary problems*. European Journal of Applied Mathematics, **3**, 209–224 (1992).
- [48] L. W. Schwartz. *Instability and fingering in a rotating Hele-Shaw cell or porous medium*. Physics of Fluids A: Fluid Dynamics, **1**, 167–169 (1989).
- [49] E. Alvarez-Lacalle, H. Gadelha, and J. A. Miranda. *Coriolis effects on fingering patterns under rotation*. Physical Review E, **78**, 026305 (2008).
- [50] P. Saffman and S. G. Taylor. *The penetration of a fluid into a porous medium or Hele-Shaw cell containing a more viscous liquid*. Proceedings of the Royal Society of London. Series A. Mathematical and Physical Sciences, **245**, 312–329 (1958).
- [51] L. Landau and E. Lifshitz. *On the theory of magnetic permeability dispersion in ferromagnetic solids*. Sov. Phys, **8**, 153–166 (1935).
- [52] T. Markovich and T. C. Lubensky. *Odd viscosity in active matter: microscopic origin and 3D effects* (2020).
- [53] R. E. Rosensweig. *Ferrohydrodynamics*. Courier Corporation (2013).
- [54] R. E. Rosensweig, M. Zahn, and R. Shumovich. *Labyrinthine instability in magnetic and dielectric fluids*. Journal of Magnetism and Magnetic Materials, **39**, 127–132 (1983).
- [55] D. P. Jackson, R. E. Goldstein, and A. O. Cebers. *Hydrodynamics of fingering instabilities in dipolar fluids*. Physical Review E, **50**, 298 (1994).