

How to choose the root: centrality measures over tree structures

Cristian Riveros
PUC & IMFD
Chile

Jorge Salas
PUC & IMFD
Chile

Oskar Skibski
University of Warsaw
Poland

ABSTRACT

Centrality measures are commonly used to analyze graph-structured data; however, the principles of this diverse world of measures are not well understood. Even in the case of tree structures, there is no consensus on which node should be selected as the most central. In this work, we embark on studying centrality measures over trees, specifically, on understanding what is the structure of various centrality rankings in trees. We introduce a property of *rooting trees* that states a measure selects one or two adjacent nodes as the most important and the importance decreases from them in all directions. This property is satisfied by closeness centrality, but violated by PageRank. We show that for all standard centralities that root trees the comparison of adjacent nodes can be inferred by *potential functions* that assess the quality of trees. We use these functions to give fundamental insights on rooting and derive a characterization that explains why some measures root trees. Moreover, we provide a polynomial-time algorithm to compute the root of a graph by using potential functions. Finally, using a family of potential functions, we show that there exist infinitely many ways of rooting trees with desirable properties.

KEYWORDS

Databases, centrality measures, graph theory.

ACM Reference Format:

Cristian Riveros, Jorge Salas, and Oskar Skibski. 2018. How to choose the root: centrality measures over tree structures. In *Proceedings of Woodstock '18: ACM Symposium on Neural Gaze Detection (Woodstock '18)*. ACM, New York, NY, USA, 14 pages. <https://doi.org/10.1145/1122445.1122456>

1 INTRODUCTION

Centrality measures are fundamental tools of network analysis. They are used in a plethora of applications from various areas, such as assessing the importance of websites by search engines [15], finding people who are more likely to spread a disease in the event of an epidemic [7] or highlighting cancer genes in proteomic data [10]. In all these applications, people use centrality measures to assess graph data and rank which nodes are the most relevant by only using the structure of the graph.

To date, except for the most popular degree, closeness and betweenness centralities, more than 200 measures have been proposed in the literature. These measures assess the position of a vertex in the network based on various aspects which makes it hard to compare their properties. Since dozens of new measures are proposed every year, it becomes more and more difficult to choose a measure for a specific application at hand. That is why, in recent years, efforts at understanding and explaining differences between existing measures have intensified. This is also one of the main goals of this work.

Even in the case of tree structures, centrality measures varies significantly. Specifically, in the same tree, different measures indicate different vertices as the most central. For example, consider a line graph: while the middle vertex (or vertices) are ranked first according to most centrality measures, PageRank, one of the most popular centrality measures, puts the second and the second-to-last vertices at the top of the ranking. This shows that not only different measures select different vertices, but even one measure may select several vertices from different parts of the tree as the most important.

This paper aims to understand how centrality measures operate on trees, as we believe this is a necessary step to explain their behavior on general graphs. Indeed, trees have always played a central role in representing structured data and, more generally, in finding efficient algorithms over families of graphs (e.g., families with bounded treewidth). Moreover, trees have a more amenable structure than general graphs, given that, among other properties, every edge is a cutting edge, and there is a unique path between any two nodes. For these reasons, we believe that studying how centrality measures behave over trees could give deep insights on understanding centrality measures over graphs.

Towards this goal, in this paper we attack the question of which centrality measures select one most central place in a network, namely, which defines a root for each tree. To this end, we introduce the *rooting property* which states a measure selects one or two adjacent vertices in a tree as the most important, and the importance decreases from them in all directions. We found that closeness, eccentricity, and all-subgraphs centralities satisfy this rooting property but often rank different vertices at the top. We call the vertex (or two vertices) ranked first the “root” and say such measures *root trees*.

To understand what distinguish measures that root trees we focus on the question: how to choose which out of two adjacent vertices is more central? We observe that most centrality measures, including all standard ones that root trees, answer this question by comparing subtrees of both vertices. More precisely, we introduce a framework of *potential functions* that assess the quality or “potential” of an arbitrary tree. Now, we show that for most centrality measures, including degree, closeness, and betweenness, admit a potential

Permission to make digital or hard copies of all or part of this work for personal or classroom use is granted without fee provided that copies are not made or distributed for profit or commercial advantage and that copies bear this notice and the full citation on the first page. Copyrights for components of this work owned by others than ACM must be honored. Abstracting with credit is permitted. To copy otherwise, or republish, to post on servers or to redistribute to lists, requires prior specific permission and/or a fee. Request permissions from [permissions@acm.org](https://permissions.acm.org).

Woodstock '18, June 03–05, 2018, Woodstock, NY

© 2018 Association for Computing Machinery.

ACM ISBN 978-1-4503-XXXX-X/18/06...\$15.00

<https://doi.org/10.1145/1122445.1122456>

function such that the vertex which subtree has higher potential value is considered more central.

Now, we show that if a centrality measure has a potential function, then it roots trees if, and only if, the potential function is *symmetric*. This property means that the potential of a tree is larger than the potential of any proper complete subtree. In particular, the potential function of closeness, eccentricity, and all-subgraphs centrality are symmetric, but the potential functions of degree and betweenness centralities are not; as a result, the later centralities do not root trees.

We use our framework of potential functions to understand better the class of measures that root trees. More specifically, we show three applications of potential functions. Our first application is to study efficient algorithms for computing a root when centrality measures have potential functions and root trees. A naive algorithm for this task takes quadratic time over a tree: by calculating the centrality measure for each vertex and then choosing the most central vertex. Instead, by exploiting symmetric potential functions, we show that, given a tree T , we can compute the most central vertex in time $\mathcal{O}(|T| \log(|T|))$ whenever one can calculate the potential function locally. Interestingly, this general algorithm works independently of the centrality measures and only depends on the potential function.

Our second application is to understand desirable properties over rooting tree measures. Although a centrality measure could root trees, it can behave inconsistently. For instance, a rooting centrality measure could choose the root of a tree T close to a leaf when the size of T is even and far from the leaves when the size of T is odd. Therefore, we study when centrality measures consistently root trees through their potential functions. We propose a monotonicity property that imposes additional consistency conditions on how the root is selected and characterizes which potential functions satisfy this property.

Our last application shows how to design and build new potential functions that consistently root trees. Specifically, we present infinitely many constructive potential functions that satisfy all properties discussed so far. In particular, the algorithm for finding the root applies to any of them. We believe that this family of measures is interesting in its own right and can be used in several data-driven scenarios to discover or learn how to choose the root of data trees.

Related work. Our work belongs to a broad literature that focuses on the analysis of theoretical properties of centrality measures. The classic approach is to analyze standard centrality measures with respect to simple desirable properties. Different sets of desirable axioms have been proposed over the years by Sabidussi [18], Nieminen [14], Boldi and Vigna [3] and Boldi et al. [2]. Similarly, in our work, we propose several properties specific for trees and study which are satisfied by standard centrality measures.

Another approach is to create a common framework for large classes of centrality measures. In such frameworks, centrality measures are presented as a function of some underlying structure of a graph. Hence, the emphasis is put more on the differences between these functions for various measures than the framework covers. In this spirit, classes of measures based on nodal statistics [1], coalitional game theory [20], subgraphs [17] and vitality functions [19]

have been analyzed in the literature. Our framework based on potential functions can be considered as an example of such approach, for the case of trees.

Yet another approach, less related to our work, is to focus on one or several similar measures and provide their full axiomatic characterization. In this spirit, axiomatizations of PageRank [22], eigenvector [12], beta-measure and degree [21] and many more have been developed in the literature.

There is also a line of research that studies methods for solely choosing one most central vertex in a tree that does not necessarily come from the centrality analysis (see, e.g., [16] for an overview). However, such methods coincide with the top vertices selected by centrality measures that we consider in our work. In particular, the center of a tree coincides with eccentricity, and the median, as well as the centroid of a tree, coincides with closeness centrality.

Organization. We structure the paper as follows. Section 2 presents the main definitions used in the paper. In Section 3 we define the rooting property and discuss some of its consequences. Section 4 introduces potential functions and the main characterization of the rooting property. Section 5 presents an algorithm to find the root, and Section 6 discuss measures that consistently root trees. Section 7 is to show a family of potential functions that consistently root trees. Finally, Section 8 presents some concluding remarks.

2 PRELIMINARIES

Undirected graphs. In this paper, we consider *finite undirected graphs* of the form $G = (V, E)$ where V is a finite non-empty set and $E \subseteq 2^V$ such that $|e| = 2$ for all $e \in E$. For convenience, given a graph $G = (V, E)$ we use $V(G)$ for indicating the set of *vertices* V and $E(G)$ for the set of *edges* E . We write $N_G(v)$ for the *neighbourhood* of v in G , namely, $N_G(v) \subseteq V(G)$ such that $u \in N_G(v)$ if, and only if, $\{u, v\} \in E(G)$. If this is the case, we say that u and v are *adjacent*.

We say that a graph $G' = (V', E')$ is a *subgraph* of G , denoted $G' \subseteq G$, if $V' \subseteq V$ and $E' \subseteq E$. Note that \subseteq forms a partial order between graphs. For a sequence of graphs $G_1 = (V_1, E_1), \dots, G_m = (V_m, E_m)$ we denote by $\bigcup_{i=1}^m G_i$ the graph (V, E) such that $V = \bigcup_{i=1}^m V_i$ and $E = \bigcup_{i=1}^m E_i$. Given a graph G and an edge $e = \{u, v\}$, we write $G + e$ to be the new graph G with the additional edge e , formally, $V(G + e) = V(G) \cup e$ and $E(G + e) = E(G) \cup \{e\}$.

From now on, fix a numerable set \mathcal{V} of vertices. We define the *set of all graphs* using vertices from \mathcal{V} as \mathcal{G} . Further, we define the set \mathcal{VG} as all pairs *vertex-graph* (v, G) such that $v \in V(G)$ and $G \in \mathcal{G}$. In the sequel, for a pair (v, G) we assume that $(v, G) \in \mathcal{VG}$, unless stated otherwise. We say that graphs G_1 and G_2 are *isomorphic*, denoted by $G_1 \cong G_2$, if there exists an *isomorphism* $f : V(G_1) \rightarrow V(G_2)$ such that $\{u, v\} \in E(G_1)$ if, and only if, $\{f(u), f(v)\} \in E(G_2)$. We also say that (v_1, G_1) and (v_2, G_2) are *isomorphic*, denoted by $(v_1, G_1) \cong (v_2, G_2)$, if there exists an isomorphism f between G_1 and G_2 and $f(v_1) = v_2$. Note that \cong is an equivalence relation over \mathcal{G} and over \mathcal{VG} .

A path in G is a sequence of vertices $\pi = v_0, \dots, v_n$ such that $\{v_i, v_{i+1}\} \in E$ for every $i < n$, and we say that π is a *path* from v_0 to v_n . We say that π is *simple* if $v_i \neq v_j$ for every $0 \leq i < j < n$. From now on, we usually assume that paths are simple unless stated otherwise. We define the *length* of π as $|\pi| = n$. We agree that v_0 is the *trivial path* of length 0 from v_0 to itself. Given $R, R' \subseteq V(G)$,

we say that $\pi = v_0, \dots, v_n$ is a path from R to R' if $v_0 \in R$, $v_n \in R'$, and $v_i \notin R \cup R'$ for every $i \in [1, n-1]$. We say that a graph G is *connected* if there exists a path between any pair of vertices.

Centrality measures. A *centrality measure*, or just a *measure*, is any function $C : \mathcal{VG} \rightarrow \mathbb{R}$ that given a pair (v, G) it assigns a score $C(v, G)$ to v depending on its graph G . Here, we use the standard assumption that, the higher the score $C(v, G)$, the more important or “central” is v in G . We also assume that every centrality measure is *closed under isomorphism*, namely, if $(v_1, G_1) \cong (v_2, G_2)$ then $C(v_1, G_1) = C(v_2, G_2)$, which is a standard assumption in the literature [5, 18]

Next, we recall four centrality measures that we will regularly use as examples: *degree*, *closeness*, *eccentricity*, and *all-subgraphs* centralities. During this work, we also mention *betweenness* [8], *decay* [11], *PageRank* [15], and *eigenvector* [4] centralities. Given that we do not use them directly, their definitions are in the appendix.

Degree centrality. Degree centrality is probably the most straightforward measure. Basically, the bigger the neighborhood of a vertex (i.e., adjacent vertices), the more central it is in the graph. Formally, we define *degree centrality* as follows:

$$\text{DEGREE}(v, G) = |N_G(v)|$$

Closeness centrality. For every graph G and vertices $v, u \in V(G)$ we define the *distance* between v and u in G as $d_G(v, u) = |\pi_{v,u}|$ where $\pi_{v,u}$ is a shortest paths from v to u in G . If there is no path between v and u , then $d_G(v, u) = \infty$. Then *closeness centrality* [18] is defined as:

$$\text{CLOSENESS}(v, G) = \frac{1}{\sum_{u \in K_v(G)} d_G(v, u)}$$

where $K_v(G)$ is the connected component of G containing v . Note that since the distance between two vertices in different connected components is not defined, we have to define the sum of distances just inside a connected component. Closeness is usually called a geometrical measure because it is based on the distance inside a graph. The intuition behind closeness centrality is simple: the closer a vertex is to everyone in the network the more important it is.

Eccentricity centrality. Another important notion in graph theory is radius. In simple words, we can define the center of a graph G as the vertex who minimize the maximum distance in G . Formally, v is the center of G if it minimizes $\max_{u \neq v \in V(G)} d_G(v, u)$. Then, the radius of G is defined as the maximum distance from the center to any other vertex. Now, *eccentricity measure* [9] is precisely the one centrality that select the center of a graph as the most important vertex, defined as

$$\text{ECCENTRICITY}(v, G) = \frac{1}{\max_{u \in V(G)} d_G(v, u)}.$$

All-subgraphs centrality. Given a graph $G = (V, E)$ and a vertex $v \in V$, we denote by $\mathcal{A}(v, G)$ the set of all connected subgraphs of G that contains v , formally, $\mathcal{A}(v, G) = \{S \subseteq G \mid v \in V(S) \text{ and } S \text{ is connected}\}$. Then *all-subgraphs centrality* [17] of v in G is defined as:

$$\text{ALLSUBGRAPHS}(v, G) = \log_2 |\mathcal{A}(v, G)|.$$

All-subgraphs centrality was recently proposed in [17], proving that it satisfies several desirable properties as a centrality measure.

Intuitively, it says that a vertex will be more relevant in a graph if it has more connected subgraphs surrounding it.

Undirected Trees. This paper is about *undirected trees* (or just trees), so we use some special notation for them. Specifically, we say that a graph T is a *tree* if it is connected and for every $u, v \in V(T)$ there exists a unique path that connects u with v in T . We usually use T to denote a tree. Further, we say that $v \in V(T)$ is a *leaf* of T if $|N_T(v)| = 1$. If v is a leaf and $N_T(v) = \{u\}$, then we say that u is the *parent* of v . Note that trees are a special class of undirected graphs, and then all previous definitions apply. In particular, we can use and apply centrality measures over trees.

We say that T' is a *subtree* of T if $T' \subseteq T$ and T' is a tree. We also say that T' is a *complete subtree* of T if $T' \subseteq T$ and there is at most one vertex in $V(T')$ connected to some vertex in $V(T) \setminus V(T')$, namely, $|\{v \in V(T') \mid \exists u \in V(T) \setminus V(T'). \{u, v\} \in E(T)\}| \leq 1$.

The following notation will be useful in the paper to decompose trees. Given a tree T and two adjacent vertices $u, v \in V(T)$, we denote by $T_{u,v}$ the maximum subtree of T that contains u and not v . For example, if $T = \triangleleft \circ \bullet \triangleright$, then $T_{\circ, \bullet} = \triangleleft \circ$ and $T_{\bullet, \circ} = \bullet \triangleright$.

Finally, we consider some special trees to give examples or show some properties of centrality measures. For a vertex v we define $G_v = (\{v\}, \emptyset)$, and for an edge e we define $G_e = (e, \{e\})$, namely, the graphs with *one isolated vertex* v or *one isolated edge* e , respectively. Similarly, for any $n \geq 1$ we write L_n for the *line* with n vertices where $V(L_n) = \{0, \dots, n-1\}$ and $E(L_n) = \{\{i, i+1\} \mid 0 \leq i < n-1\}$.

3 ROOTING TREES

We start by giving a formal definition of when a centrality measure C roots trees. For this, let C be a centrality measure. We define the set $\text{MAX}_C(T)$ to be the set of most central vertices with respect to C in a tree T , namely, $v \in \text{MAX}_C(T)$ iff $C(u, T) \leq C(v, T)$ for every $u \in V(T)$.

Definition 3.1 (Rooting-tree). We say that a centrality measure C *roots trees* if for every tree T , the set of most central vertices $\text{MAX}_C(T)$ consists of one vertex or two adjacent vertices. Moreover, for any $u \notin \text{MAX}_C(T)$ if $u_0 u_1 \dots u_n$ is the unique path from $\text{MAX}_C(T)$ to u , then $C(u_i, T) > C(u_{i+1}, T)$ for every $i \in [0, n-1]$.

We can motivate this definition as follows. We treat vertices with the highest centrality as “roots”. For the first part of the definition, we assume there is a single source of importance – one vertex or two adjacent vertices. We allow two adjacent vertices to be the roots, as in some graphs, due to their symmetrical structure, it is impossible to indicate one most central vertex. This is, for example, the case of a line with the even number of vertices (e.g., $\circ - \circ - \circ - \circ$). In such a scenario the edge between both can be considered the real root of the tree. For the second part, we assume that the centrality should decrease from the root through branches. This concept aligns with what we could expect from a root: the closer a vertex is to the root, the more central it is.

We continue by giving examples of centrality measures that root trees, and some others that do not.

Example 3.2. Closeness, eccentricity, and all-subgraphs all root trees. It was already noticed [13] that over trees, closeness and eccentricity define at most two maximum vertices, and both are

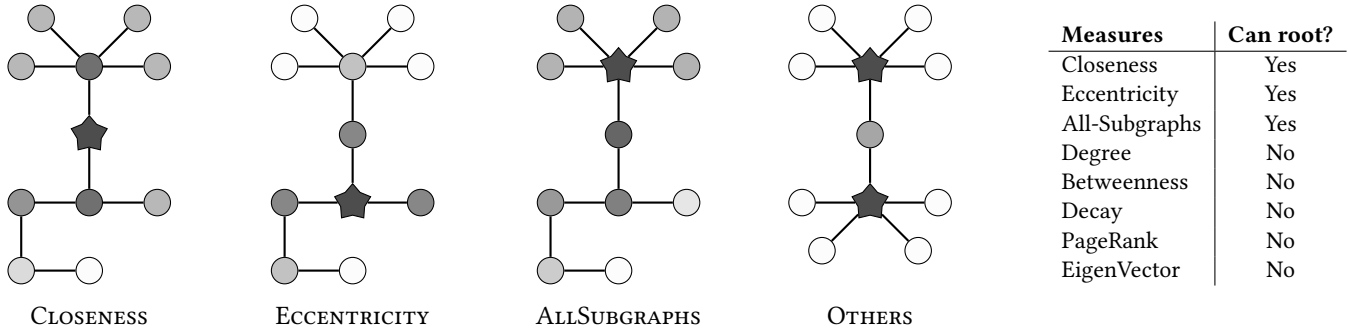


Figure 1: The first three trees exemplify that how closeness, eccentricity, and all-subgraphs centralities satisfy the rooting tree property. We mark the most central vertex with a black star. The colors show how the centrality value decreases through the branches (i.e., whiter vertices are less central). The fourth tree is a counter-example that shows other centralities do not satisfy the rooting tree property. The table on the right summarizes which centrality measures root trees.

connected. On the other side, it is more subtle to show that all-subgraphs centrality root trees. This fact, however, will follow from the framework developed by us in Section 4. As an illustration, in Figure 1 we show how closeness, eccentricity, and all-subgraphs behave over the same tree. One can verify that each measure declares one vertex with the maximum centrality (this vertex is marked with a black star). Moreover, the centrality decreases through the branches (the lower the centrality the whiter the color). It is interesting to see here that, although the three measures root trees, they declare different vertices as the most central.

Example 3.3. One can easily check that degree centrality does not root trees. Indeed, the last tree at Figure 1 is an example where degree centrality declares two maximum vertices, and they are not adjacent. Indeed, all measures presented in Section 2, except closeness, eccentricity, and all-subgraphs, do not root trees. For all of them, the last tree at Figure 1 is a counterexample where they violate the rooting-tree property. At the end of Figure 1, we show a table that summarize which centrality measures considered in this paper root trees.

An important consequence of assigning a root to a tree is that each vertex has a parent (except for the root). Here, the unique path from the root to the vertex defines its parent. Another possibility would be to use the centrality measure to find the neighbour with higher centrality, and declare it as the parent. We capture this intuition, in the following property.

Definition 3.4 (At-most-one-parent). We say that a measure C defines *at most one parent* if for every tree T and $v \in V(T)$ there exists at most one neighbour $u \in N_T(v)$ such that $C(v, T) \leq C(u, T)$.

Clearly, if a centrality measure C roots trees, then it also satisfies at-most-one-parent. Interestingly, the other direction is also true, providing an alternative characterization for rooting-tree.

PROPOSITION 3.5. *A centrality measure roots trees if, and only if, it satisfies the at-most-one-parent property.*

Notice that rooting-trees is a global property over a tree but, instead, at-most-one-parent is a local property of the neighbourhoods

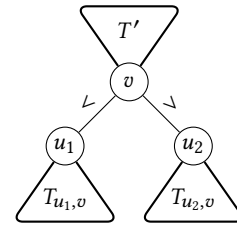


Figure 2: Graphic illustration of the symmetry property over a tree T . Subtrees $T_{u_1,v}$ and $T_{u_2,v}$ are isomorphic, and subtree T' represents the rest of T hanging from v .

of a tree, which is easier to prove for a centrality measure. Indeed, in the next section we use this alternative definition to prove our main characterization for rooting-trees.

Interestingly, in some graphs the root is uniquely characterized solely by the rooting-tree property. This happens because every centrality must be closed under isomorphism which implies isomorphic vertices have the same centrality. For example, one can easily check that for the line L_n the roots must be the set $\{\lfloor \frac{n-1}{2} \rfloor, \lceil \frac{n-1}{2} \rceil\}$. Indeed, every vertex $i \leq \frac{n-1}{2}$ is isomorphic with the vertex $n-1-i$ in L_n . Then, if i is the root, then $n-1-i$ must be the root as well. Given that vertices $i, n-1-i$ are not connected if $i < \frac{n-1}{2}$, we get that every centrality that roots trees must declare $\{\lfloor \frac{n-1}{2} \rfloor, \lceil \frac{n-1}{2} \rceil\}$ as the root. This idea can be extended to any symmetric trees: if T is a tree with a vertex \circ that connects two isomorphic subtrees (i.e., $T = \triangle \circ \triangle$), then \circ must be the root of T . We generalize this property as follows.

Definition 3.6 (Symmetry). We say that a centrality measure C is *symmetric over trees* if for every tree T , vertex v , and different neighbors $u_1, u_2 \in N_T(v)$ such that $(u_1, T_{u_1,v}) \cong (u_2, T_{u_2,v})$ it holds $C(u_1, T) < C(v, T)$ and $C(u_2, T) < C(v, T)$.

Figure 2 is a graphical representation of the symmetry property. It generalizes the previously discussed intuition by considering any pair of isomorphic subtrees in a (not necessarily symmetric) tree.

Interestingly, every centrality measure that roots trees must be symmetric over trees.

PROPOSITION 3.7. *If a centrality measure C roots trees, then C is symmetric over trees.*

A symmetric centrality measure may not root trees. For example, a centrality measure could root trees with non-trivial automorphisms but not root trees when there is none. Despite this, symmetry property is crucial for finding a characterization for rooting-trees, as we will show in the next section.

4 POTENTIAL FUNCTIONS

What have in common closeness, eccentricity, and all-subgraphs centralities that they root trees? A crucial ingredient for understanding the connection between these measures is what we call a *potential function* for a centrality measure.

Definition 4.1. Given a centrality measure C , we say that $f : \mathcal{VG} \rightarrow \mathbb{R}$ is a potential function for C if f is closed under isomorphism on \mathcal{VG} and, for every tree T and every adjacent vertices $u, v \in V(T)$, it holds that $C(u, T) \leq C(v, T)$ if, and only if, $f(u, T_{u,v}) \leq f(v, T_{v,u})$.

A potential function is a function that measures the “potential” of every tree. Now, a centrality measure admits some potential function if the comparison between two adjacent vertices is determined by the potential of their corresponding subtrees. Interestingly, in the following examples we show that several centrality measures admit a potential function.

Example 4.2. Degree, closeness, eccentricity, all-subgraphs centralities have the following potential functions:

$$\begin{aligned} f_d(v, T) &:= |N_T(v)| && (\text{degree}) \\ f_c(v, T) &:= |V(T)| && (\text{closeness}) \\ f_e(v, T) &:= \max_{u \in V(T)} d_T(v, u) && (\text{eccentricity}) \\ f_a(v, T) &:= |\mathcal{A}(v, T)| && (\text{all-subgraphs}) \end{aligned}$$

In the appendix, we also show that betweenness and decay centralities have a potential function.

Let us verify that each function above is a potential function for its corresponding measure. Take an arbitrary tree T and two adjacent vertices u and v . It is straightforward to check that, f_d is a potential function for degree centrality. Indeed, if u has a smaller degree in its subtree (i.e., without considering the common edge), then it also have a smaller centrality.

For closeness centrality, the potential function f_c is simply the number of vertices in a tree. To see this, note that vertex u has a distance smaller by one than v to all vertices from $T_{u,v}$; analogously, vertex v has a distance smaller by one than u to all vertices from $T_{v,u}$. As a result, out of both vertices, the one with the larger subtree has the smaller sum of distances which result in the higher closeness centrality.

For eccentricity the potential function f_e is the height of a tree, i.e., the distance to the farthest vertex. This is because if subtree $T_{u,v}$ is higher than $T_{v,u}$, then vertex u has smaller distance to the farthest vertex in T which results in the higher eccentricity. Interestingly, f_e is an inverse of eccentricity.

Finally, for all-subgraphs centrality the potential function f_a is the number of subgraphs that contain vertex v . The reason is that

we have $|\mathcal{A}(u, T)| = |\mathcal{A}(u, T_{u,v})| \cdot |\mathcal{A}(u, T) \cap \mathcal{A}(v, T)|$. This implies that if u has more subgraphs in $T_{u,v}$ than v in $T_{v,u}$, then it also has higher all-subgraphs centrality. Hence, as in the case of degree centrality, potential function coincides with the centrality itself.

As we will see later, there are centrality measures that do not have potential functions. For the particular case of PageRank and EigenVector it is not clear whether they admit a potential function.

A potential function determines the centrality order between two adjacent vertices, but it does not imply the relation between non-adjacent vertices. Although this information is weaker than the centrality measure itself, it is exactly what we need to understand the centrality measures that root trees. Precisely, a natural question to ask is: which measures with potential functions root trees? To answer this question, we first need to capture the symmetry property through the lenses of potential functions.

LEMMA 4.3. *Let C be a centrality measure and f a potential function for C . Then C is symmetric over trees if, and only if, for every tree T and every pair of adjacent vertices $u, v \in V(T)$, it holds that $f(u, T_{u,v}) < f(v, T)$.*

By the previous result, we will call potential functions with this property *symmetric*. The following theorem shows that symmetric potential functions characterize the rooting-tree property.

THEOREM 4.4. *Let C be a centrality measure that admits a potential function f . Then C roots trees if, and only if, f is symmetric.*

PROOF. We know by Proposition 3.7 that if C roots trees, then C is necessarily symmetric. Thus, we just need to prove that symmetry implies rooting-trees for C . We will do this by proving that C satisfies at-most-one-parent property. Fix an arbitrary tree T , vertex v and let u, w be two arbitrary neighbors of v in T . By removing edges $\{u, v\}$ and $\{v, w\}$ we get a decomposition of T into trees, T_u, T_v, T_w containing u, v, w , respectively, such that

$$T = (T_v \cup T_u \cup T_w) + \{u, v\} + \{v, w\}.$$

Without loss of generality assume $f(w, T_w) \leq f(u, T_u)$. From symmetry we have $f(u, T_u) < f(v, (T_u + \{u, v\}) \cup T_v)$. Based on our assumption $f(w, T_w) \leq f(u, T_u)$, we conclude $f(w, T_w) < f(v, (T_u + \{u, v\}) \cup T_v)$. This, combined with the potential function definition, implies that $C(w, T) < C(v, T)$. Hence, we just proved that out of every two neighbours at least one has smaller centrality than v which implies the thesis. \square

Example 4.5. Continuing with Example 4.2 we can check that the potential functions f_c, f_e , and f_a for closeness, eccentricity, and all-subgraphs, respectively, are symmetric. Indeed, for all these functions a subtree has always less potential than the whole tree. For this reason, we get that $f_x(u, T_{u,v}) < f_x(v, T)$ for $x \in \{c, e, a\}$ since $T_{u,v}$ is a subgraph of T . By Theorem 4.4, this proves that closeness, eccentricity, and all-subgraphs root trees.

In turn, the potential functions of degree centrality (as well as betweenness and decay centralities) are not symmetric and, therefore, do not root trees. For example, for degree centrality we can take $T = \begin{array}{c} \bullet \\ | \\ \textcircled{u} - \textcircled{v} \\ | \\ \bullet \end{array}$, and check that $f_d(u, T_{u,v}) > f_d(v, T)$. Therefore, f_d is not symmetric.

We showed that all standard centrality measures that roots trees can be defined through potential functions. The natural question is:

is it true for all measures that roots trees? In the following result, we show that this is not the case and there exist measures that roots a tree, but does not have a potential function.

PROPOSITION 4.6. *There exists a centrality measure that root trees but it does not admit a potential function.*

Potential functions and Theorem 4.4 explain why some measures root trees and others do not. In the following sections, we use this framework to further understand the rooting-tree centrality measures in terms of algorithms, consistency, and the design of rooting-tree measures.

5 AN ALGORITHM TO FIND THE ROOT

Even though not every rooting measure has a potential function, having one gives us some essential properties that we can exploit. In particular, having a symmetric potential function implies finding the root of any tree in $\mathcal{O}(n \log(n))$ -time under some considerations. Notice that the naive approach of computing the centrality for each vertex and then choosing the one with the highest centrality runs in quadratic time over the size of the input tree. Instead, the algorithm presented here runs almost linearly for every centrality measure that admits a symmetric potential function.

The main intuition behind this algorithm is based on the following property satisfied by centrality measures with a symmetric potential function.

PROPOSITION 5.1. *Let C be a centrality measure that has a symmetric potential function f . Let T be any tree, $u, v \in V(T)$, and $u = w_1 w_2 \dots w_n = v$ be the unique path connecting u to v in T . Then if $f(u, T_{u, w_2}) \leq f(v, T_{v, w_{n-1}})$ then $C(u, T) \leq C(w_2, T)$.*

In other words, the previous proposition says that if the potential of the subtree hanging from u is less than the potential of the subtree hanging from v , then a root should be closer to the adjacent vertex of u that is towards the direction of v . This result gives us a way to traverse a tree, starting from the leaves and going up until we find the root. More specifically, starting from the leaves, by Proposition 5.1 we can compare the potential of two opposite complete subtrees. Then, vertices with higher potential in their subtree indicate the direction of higher centrality. When we finally reach two connected vertices, the vertex with higher (or equal) potential is a root.

Algorithm 1 implements the above intuition based on Proposition 5.1. It receives as input a tree T and a symmetric potential function f , and outputs a root of T with respect to f . For implementing Algorithm 1 we need two data structures, denoted by H and Q . The first data structure H is a *key-value map* (i.e., a Hash-table), where a key can be any vertex $v \in V(T)$ and its value is a subset of $N_T(v)$. We denote the value of v (i.e., a key) in H by $H[v]$. By some abuse of notation, when $H[v]$ is a single vertex, we write $u \leftarrow H[v]$ to retrieve and store this vertex in u . The second data structure Q is a *priority-Queue*. For $v \in V(T)$ and $p \in \mathbb{R}$ we write $Q.insert(v, p)$ to insert v in Q with priority p . We also write $v \leftarrow Q.pull()$ to remove the vertex with the lowest priority from Q , and store it in v . For both structures, these operations can be implemented in $\mathcal{O}(\log(n))$ -time where n is the number of inserted objects [6].

Algorithm 1 starts by initializing Q as empty and H with all key-value pairs $(v, N_T(v))$ (lines 2-3). Then, it runs over all leaves

Algorithm 1: Find a root given a tree.

Input: A non-trivial tree T and a symmetric potential function f .

Output: The most central vertex of T according to f .

```

1 Function Find-a-root( $T, f$ ):
2    $Q \leftarrow$  Empty-queue
3    $H \leftarrow \{(v, N_T(v)) \mid v \in V(T)\}$ 
4   foreach  $v$  leaf of  $T$  do
5      $Q.insert(v, f(v, G_v))$ 
6   while  $Q.size() > 1$ 
7      $v \leftarrow Q.pull()$ 
8      $u \leftarrow H[v]$ 
9      $H[u] \leftarrow H[u] \setminus \{v\}$ 
10    if  $|H[u]| = 1$  then
11       $w \leftarrow H[u]$ 
12       $Q.insert(u, f(u, T_{u,w}))$ 
13    return  $Q.pull()$ 

```

v of T and inserts it into Q with priority $f(v, G_v)$ where G_v is the tree with an isolated vertex v (lines 4-5). As we already mentioned, the intuition is to start from all leaves v and use its potential (as a single vertex) for comparing it with other vertices. Then we loop while the number of elements in Q is greater than 1. Recall that any non-trivial tree has at least two leaves, and therefore the algorithm reaches line 6 with $Q.size() \geq 2$ for the first time. Instead, if T is trivial, we return the single vertex directly in line 13.

We remove the vertex with the lowest priority from Q in each iteration and store it in v (line 7). This step discard v as a possible root (by Proposition 5.1) and move towards its “parent” represented by $u \leftarrow H[v]$ (line 8). Given that we discarded v , we remove v as a child of u , where $H[u]$ contains the current children of u (line 9). Indeed, when $|H[u]| = 1$ (line 10) this means that we have reached u , its parent is $w \leftarrow H[u]$ (line 11) and its complete subtree $T_{u,w}$ hanging from u must be evaluated with f , and inserted in Q (line 12). An important invariant during the while-loop is that any vertex v in Q satisfies $|H[v]| = 1$ (except at the end of the last iteration). Conceptually, if $H[v] = \{w\}$, this invariant means that w is the parent of v and we are using the potential of the subtree $(v, T_{v,w})$ for comparing v with other vertices. Then when v is the vertex with the lowest priority on Q , it means that other vertices beat it, and a root must be towards its parent.

Finally, when there is only one vertex left in Q , it beats all other vertices, and it should be one of the roots. It is necessary to mention that if T has two roots, we could also output the second root by slightly modifying the algorithm.

Regarding time complexity, the reader can check that the for- and while-loops take linear time on $|T|$. Each operation over H and Q take at most $\log(|T|)$ steps, and overall it sum up to $\mathcal{O}(|T| \log(|T|))$ if computing f takes constant time.

Of course, the previous assumption is not always true, given that f can be any symmetric potential function. To solve this, we say that f is *locally-computable* if, for every T and $u \in V(T)$, $f(u, T)$ can be computed in $\mathcal{O}(k)$ -time from the values of its k -neighbors, namely,

from $f(u_1, T_{u_1, v}), \dots, f(u_k, T_{u_k, v})$ where $N_T(u) = \{u_1, \dots, u_k\}$. Note that by book-keeping the values $f(u_1, T_{u_1, v}), \dots, f(u_k, T_{u_k, v})$ of the neighbors of u , we can compute $f(u, T_{u, w})$ (line 12) in $O(|N_T(u)|)$ -time. If we sum this extra time overall vertices, it only adds $O(|T|)$ -steps to the total running time of the algorithm.

PROPOSITION 5.2. *Given a tree T and a symmetric potential function f , Algorithm 1 returns a root of T with respect to f . Moreover, if f is locally-computable, the algorithm runs in $O(|T| \cdot \log(|T|))$ -time.*

The reader can easily check that the potential functions of closeness, eccentricity, and all-subgraphs are locally-computable (see also Section 7), and then Algorithm 1 can be used for any of these measures to find the root of any tree in almost linear time.

6 CONSISTENT ROOTING

The rooting-tree property implies the structure of centralities in every possible graph. However, it does not impose any relation between roots in different graphs. As a result, the root may change arbitrary when even a small change, such as adding a leaf, is made to the graph. To give an example, a centrality measure may be defined in one way for graphs with odd number of vertices, but in a completely different way for graphs with even number of vertices.

To this end, we propose a notion of *consistency*. Consistency states that if we add a leaf to the graph, then the root may move only in its direction.

Definition 6.1 (Consistency). We say that a centrality measure C consistently roots trees if it roots trees and for every tree T and vertices $u, v \in V(T)$, $w \notin V(T)$ such that $u \in \text{MAX}_C(T)$ it holds $\text{MAX}_C(T + \{v, w\}) \subseteq \pi_{u, w} \cup \text{MAX}_C(T)$, where $\pi_{u, w}$ is the path between u and w in $T + \{v, w\}$.

We can verify that closeness, eccentricity, and all-subgraphs centralities all consistently root trees.

Consistency is a property of measures that root trees. However, it can be also interpreted using a natural property for arbitrary centrality measures that we call *monotonicity*. Monotonicity states that if vertex v has a higher (or equal) centrality than its neighbour u in a tree, then this fact will not change if we add a leaf on the side of vertex v .

Definition 6.2 (Monotonicity). We say that a centrality measure C is *monotonic* if for every tree T , vertices $v, u, w \in T$ such that $\{v, u\} \in E(T)$, $w \in T_{u, v}$ and vertex $w' \notin V(T)$ if $C(v, T) < C(u, T)$, then $C(v, T + \{w, w'\}) < C(u, T + \{w, w'\})$.

Monotonicity is in fact a general property satisfied by many centrality measures, including all geometric centralities such as closeness and decay. The following result ties both concepts: monotonicity and consistency of rooting.

PROPOSITION 6.3. *Let C be a centrality measure that roots trees. Then C consistently root trees if and only if it is monotonic.*

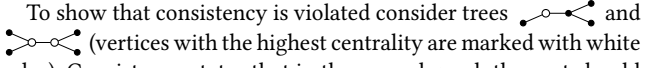
Let us turn our attention to the relation between rooting trees and potential functions. If a centrality that roots trees admit a potential function, then it must be consistent to some extend. However, as it turns out, it might not consistently root trees, as we show in the following counterexample.

Example 6.4. Consider the following ad-hoc centrality measure:

$$C(v, T) = \text{ECCENTRICITY}(v, T) - (1/|T|^2) \cdot \text{CLOSENESS}(v, T).$$

Intuitively, if two vertices in one graph have different eccentricity, then their eccentricity differs by more than $1/|T|^2$. Also, $\text{CLOSENESS}(v, T) \in (0, 1]$. Hence, we have $C(u, T) < C(v, T)$ if, and only if, u has a smaller eccentricity than v or equal eccentricity, but higher closeness.

It is easy to verify that the following potential function corresponds to C : $f(v, T) = h(v, T) - 1/|T|$, where $h(v, T)$ is the distance from v to the farthest vertex in T .

To show that consistency is violated consider trees  (vertices with the highest centrality are marked with white color). Consistency states that in the second graph the root should stay on the left-hand side which is not the case here.

To characterize which of the centrality measures with potential function root trees consistently, we look at the restriction that monotonicity impose on the potential function.

PROPOSITION 6.5. *Let C be a centrality measure that admits a potential function f . Then C is monotonic if, and only if, for every tree T , subtree T' of T , and $v \in V(T) \cap V(T')$ it holds $f(v, T) \geq f(v, T')$.*

In particular, the potential function from Example 6.4 violates this condition, as adding vertices to a tree without increasing its height decreases the value of the potential function.

Now we can summarize rooting results and consistency regarding potential functions as one of our principal theorems.

THEOREM 6.6. *Let C be a centrality measure that admits a potential function f . Then C is monotonic and symmetric if, and only if, for every trees T , proper subtree T' of T and vertices $v \in V(T)$, $u \in V(T')$ it holds $f(v, T) \geq f(u, T')$ and $f(v, T) > f(u, T')$ if $u \neq v$.*

7 FAMILIES OF POTENTIAL FUNCTIONS

In this section, we apply the previous results by showing how to design potential functions that consistently root trees. Specifically, using the machinery developed in earlier sections, we can derive an infinite family of potential functions that consistently root trees. Moreover, one can compute the root for every tree in almost linear time. The purpose of this family has two goals. First, it shows infinite ways of rooting trees with good characteristics, namely, that are consistent and computable in almost linear time. Second, it provides a pool of potential functions for rooting trees, which could serve for discovering the best potential function that fits with a dataset. For instance, these families could be used as the set of hypothesis to learn the best potential function for a dataset of tree structures. We believe this family could be interesting on its own and valuable for future applications of these results. In the following, we recall some standard definitions of monoids, to then define potential functions through them.

A *monoid* (over \mathbb{R}) is a triple $(\mathbb{M}, *, \mathbb{1})$ where $\mathbb{M} \subseteq \mathbb{R}$, $*$ is a binary operation over \mathbb{M} , $*$ is associative, and $\mathbb{1} \in \mathbb{M}$ is the identity of $*$ (i.e., $r * \mathbb{1} = \mathbb{1} * r = r$). We further assume that monoids are commutative, namely, $*$ is commutative. Examples of (commutative) monoids are $(\mathbb{R}_{\geq 0}, +, 0)$ and $(\mathbb{R}_{\geq 1}, \times, 1)$, where we use $\mathbb{R}_{\geq c}$ for all reals greater or equal than c . For the sake of presentation, in the following we will usually refer the monoid by its binary operation $*$.

Definition 7.1. Given a monoid $(\mathbb{M}, *, \mathbb{1})$ and $\ell : \mathbb{M} \rightarrow \mathbb{M}$, we define the potential function $f_{*,\ell}$ recursively as follows:

- (1) For a vertex v , we define $f_{*,\ell}(v, G_v) = \mathbb{1}$, where G_v is the graph with an isolated vertex v .
- (2) For a tree T and a leaf $v \in V(T)$ hanging from its parent $u \in V(T)$, we define $f_{*,\ell}(v, T) = \ell(f_{*,\ell}(u, T_{u,v}))$. In other words, we apply ℓ to the potential function of the subtree rooted at u . We call ℓ the *leaf-function* of $f_{*,\ell}$.
- (3) Given two trees T_1 and T_2 with $V(T_1) \cap V(T_2) = \{v\}$, we define $f_{*,\ell}(v, T_1 \cup T_2) = f_{*,\ell}(v, T_1) * f_{*,\ell}(v, T_2)$.

A potential function f is *constructive* if there exists a monoid $*$ and a leaf-function ℓ such that $f = f_{*,\ell}$.

Notice that $f_{*,\ell}(v, T)$ is uniquely determined by the three cases above. Specifically, suppose that $u_1, \dots, u_k \in N_T(v)$ are the neighbors of v on T . Then we can decompose T by considering all subtrees $T_{u_i, v} + \{u_i, v\}$ and compute $f_{*,\ell}(v, T)$ recursively:

$$f_{*,\ell}(v, T) = \ell(f_{*,\ell}(u_1, T_{u_1, v})) * \dots * \ell(f_{*,\ell}(u_k, T_{u_k, v}))$$

until we reach a single vertex. Furthermore, $f_{*,\ell}$ is closed under isomorphism over \mathcal{VG} given that $*$ is associative and commutative. Thus, we conclude that $f_{*,\ell}$ is well-defined and could work as a potential function. In addition, $f_{*,\ell}$ is locally-computable since $f_{*,\ell}(v, T)$ can be computed from its k -neighbors.

Example 7.2. All potential functions presented in Example 4.2 are constructive by considering the following monoids and leaf-functions:

$(\mathbb{R}_{\geq 0}, +, 0)$	$\ell(x) = 1$	(degree)
$(\mathbb{R}_{\geq 1}, a + b - 1, 1)$	$\ell(x) = x + 1$	(closeness)
$(\mathbb{R}_{\geq 0}, \max, 0)$	$\ell(x) = x + 1$	(eccentricity)
$(\mathbb{R}_{\geq 1}, \times, 1)$	$\ell(x) = x + 1$	(all-subgraphs)

It is easy to check that each monoid and leaf-function defines the corresponding potential function of the above measures.

One advantage of the previous definition is that it shows a way for constructing potential functions. A second advantage is that we can study which properties are necessary over $*$ and ℓ to guarantee that $f_{*,\ell}$ consistently root trees. Towards this goal, we recall some standard definitions for monoids and functions. A function f is called *monotonic* if $x \leq y$, implies $f(x) \leq f(y)$ for every x, y . A monoid $(\mathbb{M}, *, \mathbb{1})$ is called *ordered* if $x \leq y$, implies $x * z \leq y * z$ for every $x, y, z \in \mathbb{M}$. Further, it is called *positively ordered* if in addition $\mathbb{1} \leq x$ for every $x \in \mathbb{M}$.

LEMMA 7.3. *Let $(\mathbb{M}, *, \mathbb{1})$ be a monoid and $\ell : \mathbb{M} \rightarrow \mathbb{M}$ a leaf-function. The potential function $f_{*,\ell}$ consistently roots trees whenever (1) $x < \ell(x)$ for every x , (2) ℓ is monotonic, and (3) $(\mathbb{M}, *, \mathbb{1})$ is positively ordered.*

For example, one can check that the monoids and leaf-functions of closeness, eccentricity, and all-subgraphs (see Example 7.2), satisfies properties (1) to (3) and, as we know, they consistently root trees. On the other hand, degree's leaf-function does not satisfy (1), and as we already know, it does not root trees.

Lemma 7.3 shows sufficient conditions over $*$ and ℓ to consistently root trees. To makes them necessary, we need to add some technical restrictions, and to slightly weaken conditions (2) and (3).

Towards this goal, let $\text{Range}_{*,\ell}$ be the range of function $f_{*,\ell}$. Define $\bar{*}$ and $\bar{\ell}$ to be the monoid $(\mathbb{M}, \bar{*}, \mathbb{1})$ and function ℓ restricted to $\text{Range}_{*,\ell}$. For two values x and y , we say that x is a *subtree-value* of y if there exist T and T' such that T is a subtree of T' , $f_{*,\ell}(u, T) = x$, and $f_{*,\ell}(u, T') = y$ for some $u \in V(T)$. Then we say that $\bar{\ell}$ is *monotonic over subtrees* if $x \leq y$ and x is a subtree-value of y implies that $f(x) \leq f(y)$. Similarly, we say that $\bar{*}$ is *positively ordered over subtrees*, if $x \leq y$ and x is a subtree-value of y , then $x * z \leq y * z$ for every $z \in \text{Range}_{*,\ell}$, and $\mathbb{1} \leq x$ for every $x \in \text{Range}_{*,\ell}$.

THEOREM 7.4. *Let $(\mathbb{M}, *, \mathbb{1})$ be a monoid and $\ell : \mathbb{M} \rightarrow \mathbb{M}$ a leaf-function. The potential function $f_{*,\ell}$ consistently roots trees if, and only if, (1) $x < \bar{\ell}(x)$ for every $x \in \text{Range}_{*,\ell}$, (2) $\bar{\ell}$ is monotonic over subtrees, and (3) $\bar{*}$ is positively ordered over subtrees.*

The previous theorem and, specifically, Lemma 7.3 give the ingredients to design potential functions that consistently root trees and, further, we have an algorithm to find the root in almost linear time. For instance, take a triple $(a, b, c) \in \mathbb{R}^3$. Then define the monoid $(\mathbb{R}_{\geq c}, *_c, c)$ and leaf-function $\ell_{a,b}$ such that:

$$x *_c y := \frac{x \cdot y}{c} \quad \ell_{a,b}(x) := a \cdot x + b$$

For example, if we consider $a = b = c = 1$, we get the monoid and leaf-function for the potential function of all-subgraph centrality (see Example 7.2). Interestingly, one can verify that, if $a \geq 1$, $b > 0$ and $c > 0$, then $*_c$ is a monoid. Moreover, $*_c$ and $\ell_{a,b}$ satisfy properties (1) to (3) of Lemma 7.3 and we get the following result.

PROPOSITION 7.5. *For every $(a, b, c) \in \mathbb{R}^3$ with $a \geq 1$, $b > 0$, and $c > 0$, the potential function $f_{*,\ell_{a,b}}$ consistently root trees.*

Finally, we want to know if we can get different roots for different values (a, b, c) . In other words, is it the case that for every different triples (a, b, c) and (a', b', c') there exists a tree T such that the root of T according to $f_{*,\ell_{a,b}}$ is different to one chosen by $f_{*,\ell_{a',b'}}$? The next result shows that $\{f_{*,\ell_{a,b}} \mid c \geq 1, b > 0, c > 0\}$ is indeed an infinity family of different potential functions for rooting trees.

PROPOSITION 7.6. *There exists an infinite set $S \subseteq \mathbb{R}^3$ such that for every $(a, b, c), (a', b', c') \in S$, there exists a tree T where the roots of T according to $f_{*,\ell_{a,b}}$ are not the same as roots of T according to $f_{*,\ell_{a',b',c'}}$.*

8 CONCLUSIONS

In this work, we analyzed centrality measures over tree structures. We proposed a framework of potential functions and showed that for most standard centrality measures the comparison of adjacent vertices can be inferred by potential of their subtrees. We showed that a centrality measure *root trees*, i.e., in each tree indicates one most central vertex or two most central adjacent vertices, called by us the “root”, if and only if the potential function is symmetric. Using potential functions, we provided a general algorithm that finds the root, studied consistency condition on the choice of the root in similar trees and proposed a new family of centrality measures with good properties.

There are various interesting directions in which our work can be extended. In particular, the idea of potential functions can be extended to arbitrary graphs by asking the question: how centralities of adjacent vertices differ? Another idea would be to use our

framework to study the existing tree data structure in which the root is known beforehand. In this way, the differences between various tree structures that appear in real-world could be identified and analyzed. Finally, our results builds a foundation for axiomatic characterizations of centrality rankings over trees.

REFERENCES

- [1] Francis Bloch, Matthew O. Jackson, and Pietro Tebaldi. 2019. Centrality Measures in Networks. *arXiv preprint arXiv:1608.05845* (2019).
- [2] Paolo Boldi, Alessandro Luongo, and Sebastiano Vigna. 2017. Rank monotonicity in centrality measures. *Network Science* 5, 4 (2017), 529–550.
- [3] Paolo Boldi and Sebastiano Vigna. 2014. Axioms for centrality. *Internet Mathematics* 10, 3-4 (2014), 222–262.
- [4] Phillip Bonacich. 1972. Factoring and weighting approaches to status scores and clique identification. *Journal of mathematical sociology* 2, 1 (1972), 113–120.
- [5] Ulrik Brandes. 2005. *Network analysis: methodological foundations*. Vol. 3418. Springer Science & Business Media.
- [6] Thomas H Cormen, Charles E Leiserson, Ronald L Rivest, and Clifford Stein. 2009. *Introduction to algorithms*. MIT press.
- [7] Zoltán Dezső and Albert-László Barabási. 2002. Halting viruses in scale-free networks. *Physical Review E* 65 (2002), 055103. Issue 5.
- [8] Linton C Freeman. 1977. A set of measures of centrality based on betweenness. *Sociometry* (1977), 35–41.
- [9] Per Hage and Frank Harary. 1995. Eccentricity and centrality in networks. *Social networks* 17, 1 (1995), 57–63.
- [10] Gábor Iván and Vince Grolmusz. 2010. When the Web meets the cell: using personalized PageRank for analyzing protein interaction networks. *Bioinformatics* 27, 3 (2010), 405–407.
- [11] Matthew O Jackson. 2010. *Social and economic networks*. Princeton university press.
- [12] Mitri Kitti. 2016. Axioms for centrality scoring with principal eigenvectors. *Social Choice and Welfare* 46, 3 (2016), 639–653.
- [13] Dirk Koschützki, Katharina Anna Lehmann, Leon Peeters, Stefan Richter, Dagmar Tenfelde-Podehl, and Oliver Zlotowski. 2005. Centrality indices. In *Network analysis*. Springer, 16–61.
- [14] Juhani Nieminen. 1973. On the centrality in a directed graph. *Social Science Research* 2, 4 (1973), 371–378.
- [15] Lawrence Page, Sergey Brin, Rajeev Motwani, and Terry Winograd. 1999. *The PageRank citation ranking: Bringing order to the web*. Technical Report. Stanford InfoLab.
- [16] K Brooks Reid. 2011. Centrality measures in trees. In *Advances in Interdisciplinary Applied Discrete Mathematics*. World Scientific, 167–197.
- [17] Cristian Riveros and Jorge Salas. 2020. A Family of Centrality Measures for Graph Data Based on Subgraphs. In *ICDT*, Carsten Lutz and Jean Christoph Jung (Eds.), Vol. 155. 23:1–23:18.
- [18] Gert Sabidussi. 1966. The centrality index of a graph. *Psychometrika* 31, 4 (1966), 581–603.
- [19] Oskar Skibski. 2021. Vitality Indices are Equivalent to Induced Game-Theoretic Centralities. In *IJCAI*, Zhi-Hua Zhou (Ed.). International Joint Conferences on Artificial Intelligence Organization, 398–404.
- [20] Oskar Skibski, Tomasz P. Michalak, and Talal Rahwan. 2018. Axiomatic Characterization of Game-Theoretic Centrality. *Journal of Artificial Intelligence Research* 62 (2018), 33–68.
- [21] René van den Brink and Robert P. Gilles. 2000. Measuring domination in directed networks. *Social Networks* 22, 2 (2000), 141–157.
- [22] Tomasz Wąs and Oskar Skibski. 2018. Axiomatization of the PageRank centrality. In *IJCAI*. International Joint Conferences on Artificial Intelligence Organization, 3898–3904.

A OTHER EXAMPLES OF CENTRALITY MEASURES

Betweenness centrality. For every graph G and vertices v, u in $V(G)$ we define the set of geodesic paths between u and v as $D_{vu} = \{\pi \subseteq G \mid \pi \text{ is a shortest path from } v \text{ to } u\}$. Analogously, for three vertices v, u, w , we define the set of geodesic paths from v to u containing w as $D_{vu}(w) = \{\pi \in D_{vu} \mid w \in V(\pi)\}$. Thus, *betweenness centrality* [8] of v in G is defined as

$$\text{BETWEENNESS}(v, G) = \sum_{(u, w) \in (V(G) - \{v\})^2} \frac{|D_{uw}(v)|}{|D_{uw}|}.$$

In some sense, betweenness centrality is based on the notion of distance. However, we do not assign importance to the distance itself but to the structures where vertex v belong. This measure is closely related with connectivity or flux between vertices.

Decay centrality. Distance is relevant in several centrality measures. In particular, we can define the i th neighbourhood of a node v in the graph G as $N_G^i(v) = \{u \in V(G) \mid d_G(u, v) = i\}$. In some applications, we would like to give more importance to a node with more closer nodes to him. This is essentially the idea of α -Decay centrality [11]. We define it as

$$\text{DECAY}^\alpha(v, G) = \sum_{i=1}^{|V(G)|} \alpha^i |N^i(v, G)| \text{ for } \alpha \in (0, 1).$$

Clearly, for every α in $(0, 1)$ we might get a different centrality measure. Therefore, we say that α -Decay is a family of centrality measures.

Eigenvector centrality. For every graph G , given an order of the nodes $V(G) = \{u_1, \dots, u_{|V(G)|}\}$ we define the adjacency matrix of G as $A_{ij} = 1$ if $\{u_i, u_j\} \in E(G)$. Then, λ_{\max} is the greatest eigenvalue of A . We define the unique L^2 normalized eigenvector associated with λ_{\max} as \mathbf{v}_{\max} . Thus, the *eigenvector centrality* [4] of u_i in G is the i -th entrance of \mathbf{v}_{\max} :

$$\text{EV}(u_i, G) = \mathbf{v}_{\max}^i.$$

PageRank centrality. *PageRank centrality* is one of the main algorithms used in Google's web searching engine. For a graph G , define \mathbf{P} as the column-stochastic matrix such that:

$$\mathbf{P}_{ij} = \frac{A_{ij}}{|N(i, G)|}.$$

In other words, \mathbf{P} contains the probabilities of jumping from node i to node j during a random walk over G . Let \mathbf{v} be an stochastic vector ($e^T \mathbf{v} = 1$), and let $0 < \alpha < 1$ be a teleportation parameter. Then, *PAGERANK* is defined as the vector who solves the equation $(I - \alpha \mathbf{P})\text{PAGERANK} = (1 - \alpha)\mathbf{v}$. Finally, we define *PageRank centrality* [15] as

$$\text{PR}_{\alpha, \mathbf{v}}(v_i, G) = \text{PAGERANK}_i.$$

B PROOFS OF SECTION 3

Proof of Proposition 3.5

PROOF. (\Rightarrow) Suppose C satisfies the rooting property. By contradiction, suppose there exists a tree T and node v in T with two neighbours in $u_1 \neq u_2$ in $N_T(v)$ where $C(v, T) \leq C(u_1, T)$ and $C(v, T) \leq C(u_2, T)$. Set one root of T according to C as r in $V(T)$. Now, without lose of generality, assume that $\pi_{vr} = vu_1 \dots r$. In other words, from v to r we need to pass through u_1 . This must be the case since $r \neq v$. Otherwise, v, u_1 and u_2 are roots which is not possible. Now, the unique path from u_2 to r must go through v and u_1 . However, the centrality values are not strictly increasing as it should be for a rooting measure.

(\Leftarrow) In first place, we will prove that for every tree T , v in $V(T) - \text{MAX}_C(T)$ with a closest root $r \in \text{MAX}_C(T)$, then if $\pi_{rv} = u_1 u_2 \dots u_n$ we have that $C(u_1, T) > C(u_2, T) > \dots > C(u_n, T)$. Since r is the closest root to v in T , then necessarily $C(u_1, T) = C(r, T) > C(u_2, T)$. Now, suppose as induction hypothesis that $C(u_i, T) > C(u_{i+1}, T)$. Then, by at most one parent we have that $C(u_{i+2}, T) < C(u_{i+1}, T)$. Otherwise u_{i+1} would have two neighbours with higher or equal centrality.

In second place, in order to prove that the set $\text{MAX}_C(T)$ forms a clique in T . Consider two roots u, v in T . By contradiction suppose $\{u, v\} \notin E(T)$. Then, set the path connecting both nodes in T as $\pi_{vu} = w_1 w_2 \dots w_n$ where $n \geq 3$ because of our assumption. Now, we have two options. First it could be the case that for every $w_i \notin \{u, v\}$ then w_i is not a root of T . Then, we know the centrality values must decrease and then increase, which violates what we prove before. On the other hand, if there exists $w_i \notin \{u, v\}$ such that w_i is a root of T the same scenario will occur, violating the at most one parent property. This prove that from every two roots in T , they must be connected by an edge which concludes the proof. \square

Proof of Proposition 3.7

PROOF. Suppose by contradiction there exist a tree T , a node v in $V(T)$ and two different nodes u_1 and u_2 in $V(T)$ such that $(u_1, T_{u_1 v}) \cong (u_2, T_{u_2 v})$ but $C(v, T) \leq C(u_1, T)$. This means that there exists a node z in $V(T_{u_1 v})$ such that $z \in \text{MAX}_C(T)$ because the centrality is increasing in the direction of u_1 . However, since $T_{u_1 v} \cong T_{u_2 v}$, there must exist a node z' in $V(T_{u_2 v})$ such that $C(z, T) = C(z', T)$ for the close under isomorphism property of C . In consequence, we have that z' is in $\text{MAX}_C(T)$ as well. This means there are two roots of T which are not connected, but at the same time C is a rooting tree measure. \square

C PROOFS OF SECTION 4

A potential function for BETWEENNESS (Example 4.2)

PROOF. Take any two nodes v_1 and v_2 connected in a tree T . By definition of BETWEENNESS we have that

$$\text{BETWEENNESS}(v_1, T) = \sum_{(u,w) \in (V(T) - \{v_1\})^2} \frac{D_{uw}(v_1)}{|D_{uw}|} = \sum_{(u,w) \in (V(T_{v_1v_2}) - \{v_1\})^2} \frac{D_{uw}(v_1)}{|D_{uw}|} + \sum_{(u,w) \in (V(T_{v_1v_2}) - \{v_1\}) \times V(T_{v_2v_1})} 2 \cdot \frac{D_{uw}(v_1)}{|D_{uw}|}.$$

In other words, the shortest paths containing v_1 can be divided in two groups. First, the ones connecting nodes inside $T_{v_1v_2}$ and second, the ones connecting nodes from $T_{v_1v_2}$ to $T_{v_2v_1}$. In the first group, we are exactly computing the betweenness value for v_1 in tree $T_{v_1v_2}$. Meanwhile, for the second group, we have one shortest path for every possible pair selection since we are forced to pass through v_1 . Therefore, we can express the previous value as

$$\text{BETWEENNESS}(v_1, T) = \text{BETWEENNESS}(v_1, T_{v_1v_2}) + 2(|T_{v_1v_2}| - 1)|T_{v_2v_1}| = \text{BETWEENNESS}(v_1, T_{v_1v_2}) + 2|T_{v_1v_2}||T_{v_2v_1}| - 2|T_{v_2v_1}|.$$

Finally, we can use this expression to prove that $\text{BETWEENNESS}(v_1, T) \leq \text{BETWEENNESS}(v_2, T)$ if and only if

$$\text{BETWEENNESS}(v_1, T_{v_1v_2}) + 2|T_{v_1v_2}||T_{v_2v_1}| - 2|T_{v_2v_1}| \leq \text{BETWEENNESS}(v_2, T_{v_2v_1}) + 2|T_{v_2v_1}||T_{v_1v_2}| - 2|T_{v_1v_2}|.$$

Rearranging and simplifying terms we get that $\text{BETWEENNESS}(v_1, T) \leq \text{BETWEENNESS}(v_2, T)$ if and only if

$$\text{BETWEENNESS}(v_1, T_{v_1v_2}) + 2|T_{v_1v_2}| \leq \text{BETWEENNESS}(v_2, T_{v_2v_1}) + 2|T_{v_2v_1}|.$$

Which proves that $f_B(v, T) = \text{BETWEENNESS}(v, T) + 2|T|$ is a potential function for BETWEENNESS. Clearly, f_B is not symmetric since a leaf will generally get less value than its parent before adding such leaf (as long as the parent was not a leaf before). \square

A potential function for DECAY $^\alpha$ (Example 4.2)

PROOF. In the same way we did for other centrality measures, for a pair of connected nodes v_1 and v_2 inside T , we have the following relation:

$$\text{DECAY}^\alpha(v_1, T) = \sum_{i=1}^{|V(T_{v_1v_2})|} \alpha^i |N^i(v_1, T_{v_1v_2})| + \sum_{i=0}^{|V(T_{v_2v_1})|} \alpha^{i+1} |N^i(v_2, T_{v_2v_1})| = \text{DECAY}^\alpha(v_1, T_{v_1v_2}) + \alpha(1 + \text{DECAY}^\alpha(v_2, T_{v_2v_1})).$$

To derive this expression we just divide the neighbourhoods $N^i(v_1, T)$ in two groups. First, nodes coming from $T_{v_1v_2}$ and nodes from $T_{v_2v_1}$ in the other hand. Using this equation and its symmetry for v_2 , we have that $\text{DECAY}^\alpha(v_1, T) \leq \text{DECAY}^\alpha(v_2, T)$ if and only if

$$\text{DECAY}^\alpha(v_1, T_{v_1v_2}) + \alpha(1 + \text{DECAY}^\alpha(v_2, T_{v_2v_1})) \leq \text{DECAY}^\alpha(v_2, T_{v_2v_1}) + \alpha(1 + \text{DECAY}^\alpha(v_1, T_{v_1v_2})),$$

by rearranging terms we have that this inequality holds if and only if

$$(1 - \alpha)\text{DECAY}^\alpha(v_1, T_{v_1v_2}) \leq (1 - \alpha)\text{DECAY}^\alpha(v_2, T_{v_2v_1}).$$

In other words, the function $f_\alpha(v, T) = (1 - \alpha)\text{DECAY}^\alpha(v, T)$ is a potential function for α -DECAY centrality. It is important to notice that f_α is a family of potential functions since it depends on how we choose α . Finally, this potential function is clearly not symmetric for a similar reason to BETWEENNESS. \square

Proof of Lemma 4.3

PROOF. (\Rightarrow) Take a tree T' and node u' in T' such that $(u, T_{u,v}) \equiv (u', T')$. Know, by symmetry, we know that $C(v, T + T' + \{v, u'\}) > C(u', T + T' + \{v, u'\})$. Now, by potential functions definition that $f(v, T) > f(u', T') = f(u, T_{u,v})$ which we can conclude by close under isomorphism.

(\Leftarrow) By counter positive suppose there exists a tree T and nodes v, u in T such that $f(u, T_{u,v}) \geq f(v, T)$. Then, we could connect to v in T a tree T' such that for u' in T' we have that $(u, T_{u,v}) \equiv (u', T')$. In this case, because of isomorphism, we know that $f(u', T') = f(u, T_{u,v}) \geq f(v, T)$. Now, by definition of potential functions, we have that $C(u', T + T' + \{u', v\}) \geq C(v, T + T' + \{u', v\})$ concluding that C is not symmetric. \square

Proof of Proposition 4.6

PROOF. In first place we will determine a fixed way to set the root of every tree defined as a function $R : \mathcal{G} \rightarrow \mathcal{V}$ such that $R(T) \in V(T)$. For an arbitrary tree T , we define $R(T)$ in cases as follows:

- (1) If $|\arg \max_{v \in V(T)} (\text{ECCENTRICITY}(v, T))| = \{u, v\}$ then $R(T) = \arg \max\{|T_{u,v}|, |T_{v,u}|\}$. In other words, if there are two roots according to ECCENTRICITY we choose the one with bigger subtree. In case we have a tie, we just keep both nodes as roots.
- (2) If $|\arg \max_{v \in V(T)} (\text{ECCENTRICITY}(v, T))| = \{v\}$, define the set $M(T, v) = \arg \max_{u \in N_T(v)} |T_{u,v}|$. If $|M(T, v)| = 1$ we define $R(T) = M(T, v) \cup \{v\}$. Otherwise, we just set $R(T) = \{v\}$. In simpler words, if there is just one root according to ECCENTRICITY we choose this root plus the child with bigger subtree just in case there is a unique dominant child.

Finally, we define

$$C^*(v, T) = \begin{cases} 2 & \text{if } v \in R(T) \\ \max_{u \in R(T)} \frac{1}{d_T(v, u)} & \text{otherwise} \end{cases} .$$

Clearly, C^* is a rooting tree measure since the most important node is based on eccentricity and centrality values from the root decrease. Thus, we will prove that C^* can not have a potential function. Consider the rooted trees $(v_1, T_1) = \begin{array}{c} \bullet \\ \diagup \quad \diagdown \\ \bullet \quad \bullet \end{array}$, $(v_2, T_2) = \begin{array}{c} \bullet \\ \bullet \\ \bullet \end{array}$ and $(v_3, T_3) = \begin{array}{c} \bullet \\ \bullet \\ \bullet \end{array}$. The reader can corroborate that $C^*(v_1, T_1 + T_2 + \{v_1, v_2\}) = C^*(v_2, T_1 + T_2 + \{v_1, v_2\})$, $C^*(v_2, T_2 + T_3 + \{v_2, v_3\}) = C^*(v_3, T_2 + T_3 + \{v_2, v_3\})$ and $C^*(v_1, T_1 + T_3 + \{v_1, v_3\}) < C^*(v_3, T_1 + T_3 + \{v_1, v_3\})$. Now, suppose by contradiction there exists a potential function f for C^* . Therefore, the previous values for C^* would mean that $f(v_1, T_1) = f(v_2, T_2) = f(v_3, T_3)$ but the fact that $C^*(v_1, T_1 + T_3 + \{v_1, v_3\}) < C^*(v_3, T_1 + T_3 + \{v_1, v_3\})$ means that $f(v_1, T_1) < f(v_3, T_3)$ which is a contradiction. \square

D PROOFS OF SECTION 5

Proof of Proposition 5.1

PROOF. By potential function definition we know that

$$C(u, T) \leq C(w_2, T) \text{ if, and only if, } f(u, T_{u, w_2}) \leq f(w_2, T_{w_2, u}).$$

In consequence, we just have to prove the second inequality in the previous equation. Now, by symmetry

$$f(w_2, T_{w_2, u}) > f(w_3, T_{w_3, w_2}).$$

We can repeat this until we reach $w_n = v$ and then

$$f(w_2, T_{w_2, u}) > f(v, T_{v, w_{n-1}}).$$

Finally, by hypothesis we know that $f(v, T_{v, w_{n-1}}) > f(u, T_{u, w_2})$. Thus, this fact plus the last equation implies that

$$f(w_2, T_{w_2, u}) > f(u, T_{u, w_2}).$$

\square

Proof of Proposition 5.2

PROOF. First we will prove that for every input T, f such that f is a symmetric potential function, then the algorithm finish in finite time. We will prove that for every pair $(u, f(u, T_{u, w})) \in Q$, then $|H[v]| = 1$. In the first iteration, for every leaf, it is clearly the case. Now, suppose this assumption is true at the beginning of one iteration of the while loop. Therefore, we have that $(u, f(u, T_{u, w}))$ enters the queue only if $|H[u]| = 1$ concluding this invariant for every iteration. On the other hand, if v leaves the queue, then necessarily $H[v]$ is more important than v in T . Since v left the queue, there exists $w \in Q$ such that $f(w, T_{w, H(w)}) \geq f(v, T_{v, H[v]})$. Now, it is the case that $H[v]$ is in the path from v to w . To prove this, by induction we will prove that for every node v , then every node u in $N_T(v)/H[v]$ was already in the queue before v if some node in between was already in the queue. In the first iteration we have that none of the nodes in $N_T(v)$ has passed through Q . Now, assume that at some iteration this hypothesis holds. If we take v from Q , then line 6 implies that we remove v from $H[u]$ which means that every node in $N_T(u)/(H[u] - \{v\})$ already entered and left the queue maintaining this invariant. Coming back to our previous statement, we have that if v left the queue there is a unique node $u = H[v]$ such that u is in the path between v and w . Otherwise w would have left the queue before v . By Proposition 5.1 we have then that u is more important than v in T . Finally, when $|Q| = 1$ at the beginning of one iteration, we have $v \in Q$ such that for every $u \in N_T(v)$ then $f(v, T_{v, u}) \geq f(u, T_{u, v})$ concluding that the last node in Q is a root of T . \square

E PROOFS OF SECTION 6

Proof of Proposition 6.3

PROOF. (\Rightarrow) If C consistently roots trees, fix any tree T and nodes v, u in T such that $u, v \in E(T)$ and $C(v, T) < C(u, T)$. Now, for a node w in $T_{u, v}$ and node w' not in $V(T)$, we will prove that $C(v, T + \{w, w'\}) < C(u, T + \{w, w'\})$. Since C is a rooting tree measure, the fact that $C(v, T) < C(u, T)$ implies that $\text{MAX}_C(T) \subseteq T_{u, v}$. Set the node $r \in \text{MAX}_C(T)$ which is closer to w in T . Now, by consistency we know that $\text{MAX}_C(T + \{w, w'\}) \subseteq \pi_{r, w} \cup \text{MAX}_C(T) \subseteq V(T_{u, v}) \cup \{w'\}$. Concluding by the rooting property of C that $C(v, T + \{w, w'\}) < C(u, T + \{w, w'\})$. (\Leftarrow) Suppose by contradiction there exists a tree T , nodes $r \in \text{MAX}_C(T)$ and $u \in V(T)$ such that for a node $w \notin V(T)$ then there exists r' in $\text{MAX}_C(T + \{u, w\})$ such that r' is not in $\pi_{r, w} \cup \text{MAX}_C(T)$. Define the path $\pi_{r, w} := z_1 z_2 \dots z_n$. Set $z^* \in \pi_{r, w}$ as the closest node to r' . Finally, set the path $\pi_{r' z^*} = s_1 s_2 \dots s_k$ connecting z^* to r' . Now, we have that $s_1 s_2 \dots s_k z^* z_{i-1} \dots r = \pi_{r' r}$ is the path connecting r' to r in T . Then, since r is a root in T while r' is not, we have that $C(z^*, T) > C(s_k, T)$. However, we have that $C(z^*, T + \{u, w\}) \leq C(s_k, T + \{u, w\})$ which contradicts monotonicity. \square

Proof of Proposition 6.5

PROOF. (\Rightarrow) Suppose by contradiction there exists a tree T , a subtree $T' \subseteq T$ and a node v in $V(T) \cap V(T')$ such that $f(v, T') > f(v, T)$. Set a tree H' and $v' \in V(H')$ such that $(v, T') \equiv (v', H')$ and $V(T') \cap V(H') = \emptyset$. In the the same way, set H as a tree where $(v', H) \equiv (v, T)$ and $V(H) \cap V(T) = \emptyset$. In other words, T is isomorphic to H and T' is isomorphic to H' but they do not share nodes. Now, by close under isomorphism we have that $f(v, T') = f(v', H')$. On the other hand, there exists a sequence of edges as new leaves for H' , e_1, e_2, \dots, e_n such that $H' + e_1 + e_2 + \dots + e_n = H$ which means that for some $i \in \{1, \dots, n\}$ it must be the case that $f(v', H' + e_1 + \dots + e_i) > f(v, T)$ but $f(v', H' + e_1, \dots + e_{i+1}) \leq f(v, T)$. All of this implies that $C(v', H' + e_1 + \dots + e_i + T + \{v, v'\}) > C(v, H' + e_1 + \dots + e_i + T + \{v, v'\})$ but $C(v', H' + e_1 + \dots + e_{i+1} + T + \{v, v'\}) \leq C(v, H' + e_1 + \dots + e_{i+1} + T + \{v, v'\})$ which means C is not monotonic.

(\Leftarrow) Take a tree T and nodes u, v in T such that $\{u, v\} \in E(T)$ and $C(v, T) < C(u, T)$. Take nodes w in $T_{u,v}$ and w not in T . We have by potential functions definition that $f(v, T_{v,u}) < f(u, T_{u,v})$. Now, by hypothesis we have that $f(u, T_{u,v}) \leq f(u, T_{u,v} + \{w, w'\})$ since $T_{u,v}$ is a subtree of $T_{u,v} + \{w, w'\}$. Adding this two facts together we have that $C(v, T + \{w, w'\}) < C(u, T + \{w, w'\})$ concluding that C is monotonic. \square

Proof of Theorem 6.6

PROOF. (\Rightarrow) First, assume $u \neq v$ and set the path connecting u and v in T as $\pi_{u,v} = w_1 w_2 \dots w_n$. Since T' is a proper subtree of T , there exists a set of edges as leaves e_1, e_2, \dots, e_k such that $T' + e_1 + \dots + e_k = T_{u,w_2}$. Thus, by monotonicity and proposition 6.5 we have that $f(u, T') \leq f(u, T_{u,w_2})$. By symmetry we have $f(u, T') \leq f(u, T_{u,w_2}) = f(u, T - T_{w_2, w_1}) < f(w_2, T - T_{w_3, w_2})$. We can repeat this process until we reach v . We get then that $f(w_{n-1}, T - T_{w_n, w_{n-1}}) < f(w_n, T) = f(v, T)$ concluding the inequality when $u \neq v$. Now, if $u = v$ we have by monotonicity and proposition 6.5 that $f(u, T') \leq f(u, T)$.

(\Leftarrow) This direction is a direct application of lemma 4.3 and proposition 6.5. \square

F PROOFS OF SECTION 7

Proof of Lemma 7.3

PROOF. To prove symmetry we will use lemma 4.3. Take any tree T and two adjacent nodes u, v . We have that $f_{*,\ell}(v, T) = l(f_{*,\ell}(u, T_{u,v})) * f_{*,\ell}(v, T_{v,u})$. We have that $l(f_{*,\ell}(u, T_{u,v})) > f_{*,\ell}(u, T_{u,v})$ by hypothesis. We also know that $(\mathbb{M}, *, \mathbb{1})$ is positively ordered and therefore, adding the fact that $f_{*,\ell}(v, T_{v,u}) \geq \mathbb{1}$ we conclude that $f_{*,\ell}(v, T) > f_{*,\ell}(u, T_{u,v}) * f_{*,\ell}(v, T_{v,u}) \geq f_{*,\ell}(u, T_{u,v}) * \mathbb{1} = f_{*,\ell}(u, T_{u,v})$.

We will prove that $f_{*,\ell}$ is monotonic by exploding proposition 6.5. In order to do this, we will prove that adding a leaf to the tree will not decrease the potential of v after adding the leaf. Fix a tree T and nodes v, w in $V(T)$. For a node $h \notin V(T)$ we will prove that $f_{*,\ell}(v, T) \leq f_{*,\ell}(v, T + \{w, h\})$. Set the path connecting v to w in T as $\pi_{w,v} = z_1 z_2 \dots z_n$. Now, by definition of $f_{*,\ell}$ we have that $f_{*,\ell}(v, T) = f_{*,\ell}(v, T_{v,w_2}) * l(f_{*,\ell}(z_2, T_{z_2,v}))$. Expanding this expression we have $f_{*,\ell}(z_2, T_{z_2,v}) = f(z_2, T - T - T_{v,z_2} - T_{z_3,z_2}) * l(f_{*,\ell}(z_3, T_{z_3,z_2}))$. Adding up we got $f_{*,\ell}(v, T) = f_{*,\ell}(v, T_{v,w_2}) * l(f(z_2, T - T - T_{v,z_2} - T_{z_3,z_2}) * l(f_{*,\ell}(z_3, T_{z_3,z_2})))$. Expanding until we reach w we got

$$f_{*,\ell}(v, T) = f_{*,\ell}(v, T_{v,w_2}) * l(\dots * l(f_{*,\ell}(w, T_{w,z_{n-1}})) \dots).$$

Now, when we add the leaf h we have

$$f_{*,\ell}(v, T + \{w, h\}) = f_{*,\ell}(v, T_{v,w_2}) * l(\dots * l(f_{*,\ell}(w, T_{w,z_{n-1}})) * l(\mathbb{1})) \dots).$$

Finally, the fact that $x < l(x)$ plus $(\mathbb{M}, *, \mathbb{1})$ is positively ordered, we got that $f_{*,\ell}(w, T_{w,z_{n-1}}) * l(\mathbb{1}) > f_{*,\ell}(w, T_{w,z_{n-1}}) * \mathbb{1} = f_{*,\ell}(w, T_{w,z_{n-1}})$. Therefore, $f_{*,\ell}(v, T) > f_{*,\ell}(v, T + h)$ by properties (1), (2) and (3).

In order to finish the proof we must state the fact that, since T' is a subgraph of T , there must exists a sequence of edges as leaves e_1, \dots, e_k such that $T' + e_1 + \dots + e_k = T$. Therefore, applying previous result for every e_i we conclude that $f_{*,\ell}(v, T') < f_{*,\ell}(v, T)$ and $f_{*,\ell}(v, T') = f_{*,\ell}(v, T)$ just in the case that $T' = T$. \square

Proof of Theorem 7.4

PROOF. (\Rightarrow) First we will prove that $x < \bar{\ell}(x)$. Take any tree T , node v in T and a leaf w not in $V(T)$. By symmetry over potential functions we know that $f_{*,\ell}(v, T) < f_{*,\ell}(w, T + \{v, w\}) = \bar{\ell}(f_{*,\ell}(v, T))$. Therefore, $f_{*,\ell}$ satisfies (1).

In second place, we will prove (2). Take any tree T , node v in T and a subtree T' such that $v \in (T')$. Since $T' \subset T$ we have by monotonicity that $f_{*,\ell}(v, T') \leq f_{*,\ell}(v, T)$. Now, for a node w not in $V(T')$, we have that $T' + \{w, v\} \subseteq T + \{w, v\}$. Thus, again by monotonicity we have that $\ell(f_{*,\ell}(v, T')) = f_{*,\ell}(w, T' + \{w, v\}) \leq f_{*,\ell}(w, T + \{w, v\}) = \ell(f_{*,\ell}(v, T))$. In other words, if $x \leq x'$ and x is a subtree of x' then $\ell(x) \leq \ell(x')$.

Finally, we have to prove (3). Take a tree T and a subtree T' . Now, fix a third tree H and node v such that $\{v\} = V(T') \cap V(H)$. We have by monotonicity and proposition 6.5 that $f_{*,\ell}(v, T') \leq f_{*,\ell}(v, T)$ and $f_{*,\ell}(v, T) * f_{*,\ell}(v, H) = f_{*,\ell}(v, T + H) \geq f_{*,\ell}(v, T') * f_{*,\ell}(v, H)$ since $T' + H$ is a subtree of $T + H$. In other words if x is a subtree of x' then $x \leq x'$ and $x * z \leq x' * z$ for $z \in \text{Range}_{*,\ell}$ concluding the proof.

(\Leftarrow) This proof is equivalent to the one of lemma 7.3 because we use subtrees in every case. \square

Proof of Proposition 7.5

PROOF. We will use theorem 7.4 from right to left. For (1), take $x \in \text{Range}_{*,\ell}$. Then, $\ell(x) = ax + b \geq x + b > x$ for $a \geq 1$ and $b > 0$. To prove (2), take $x \leq x'$ such that x is a subtree of x' . Then, $\ell(x) = ax + b \leq ax' + b$. Finally, in order to prove (3) we first need to prove

that for every $x \in \text{Range}_{*,\ell}$ then $x \geq c$. First, we have that $\mathbb{1} = c$. Now, by applying ℓ , we got $\ell(\mathbb{1}) = ac + b > c$ for $a \geq 1$ and $b > 0$. Now, by structural induction, take any tree T and node v in T such that $N_T(v) = \{w_1, \dots, w_n\}$ and assume $f_{*,\ell}(w_i, T_{w_i,v}) \geq c$. We have that $f_{*,\ell}(v, T) = \ell(f_{*,\ell}(w_1, T_{w_1,v})) * \ell(f_{*,\ell}(w_2, T_{w_2,v})) * \dots * \ell(f_{*,\ell}(w_n, T_{w_n,v})) = \prod_{i=1}^n a(f_{*,\ell}(w_i, T_{w_i,v})) + b \geq \frac{\prod_{i=1}^n ac + b}{c^{n-1}} > \frac{c^n}{c^{n-1}} = c$. To conclude, take x subtree of x' such that $x \leq x'$. Take any $z \in \text{Range}_{*,\ell}$. We have that $x * z = \frac{xz}{c} \leq \frac{x'z}{c} = x' * z$ since $\frac{z}{c} \geq 1$ because $z \geq c$ for every $z \in \text{Range}_{*,\ell}$. \square

Proof of Proposition 7.6

PROOF. For this purpose we will just study how $f_{*,\ell_{a,b}}$ assign values to the star graph with n nodes, S_n , and the line graph with m nodes, L_m . In one side, we have that $f_{*,\ell_{a,b}}(0, S_n) = \frac{(ac + b)^n}{c^{n-1}}$. On the other hand, for the line we have that $f_{*,\ell_{a,b}}(0, L_m) = \ell^m(c) = a\ell^{m-1}(c) + b = \dots = a^m c + \sum_{i=0}^{m-1} a^i b$. Now, fix $c = 1$ and we have that $f_{*,\ell_{a,b}}(0, S^n) < f_{*,\ell_{a,b}}(0, L_m)$ if and only if $(a + b)^n < a^m + \sum_{i=0}^{m-1} a^i b$. Now, for a fixed pair a, b , and $n \geq 1$ take $m(a, b, n) = \arg \min_{m \geq 1} \{(a + b)^n < a^m + \sum_{i=0}^{m-1} a^i b\}$. Since $a^m + \sum_{i=0}^{m-1} a^i b$ is unbounded in m for $a \geq 1$ and $b > 0$ we have that $m(a, b, n) \in \mathbb{N}$. Finally, we have that $(a + b)^n \geq a^{m(a,b,n)-1} + \sum_{i=0}^{m(a,b,n)-2} a^i b$. Therefore, we have that in the tree $S_n + L_{m(a,b,n)-1}$ the root is in S_n while in $S_n + L_{m(a,b,n)}$ the root for $f_{*,\ell_{a,b}}$ is in $L_{m(a,b,n)}$. On the other hand, the values of $f_{*,\ell_{a,b}}(0, S_n)$ and $f_{*,\ell_{a,b}}(0, L_m)$ are also unbounded for $a \geq 1$ and $b > 0$. In other words, for every value $n \geq 4$ there exists a, b and value $m \geq n$ such that $m(a, b, n) = m$ concluding that there exists an infinite amount of potential functions which differ in the ranking of $S_n + L_{m(a,b,n)-1}$ and $S_n + L_{m(a,b,n)}$ for every choice of $n \geq 4$. \square