

Persistence of Ising-like easy-axis spin correlations in the paramagnetic state of the spin-1 chain compound NiTe_2O_5

Seung-Ho Baek,^{1,2,*} Jun Han Lee,³ Yoon Seok Oh,³ Kwang-Yong Choi,⁴ and Bernd Büchner^{5,6}

¹*Department of Physics, Changwon National University, Changwon 51139, Korea*

²*Department of Materials Convergence and System Engineering, Changwon National University, Changwon 51139, Korea*

³*Department of Physics, Ulsan National Institute of Science and Technology, Ulsan 44919, Korea*

⁴*Department of Physics, Sungkyunkwan University, Suwon 16419, Korea*

⁵*Institut für Festkörper- und Materialphysik and Würzburg-Dresden Cluster of Excellence ct.qmat, Technische Universität Dresden, 01062 Dresden, Germany*

⁶*IFW Dresden, Helmholtzstr. 20, 01069 Dresden, Germany*

(Dated: December 30, 2021)

A ^{125}Te nuclear magnetic resonance (NMR) study was carried out in the paramagnetic state of the recently discovered quasi-one-dimensional spin-1 chain compound NiTe_2O_5 . We observed that the ^{125}Te NMR spectrum splits into two in a magnetic field applied along the c axis. Based on the strong temperature variation of the relative intensity ratio of the split lines, we infer that the line splitting arises from the two sublattice susceptibilities induced in opposite directions along the chains. In great support of this interpretation, a quantitative analysis of the spin-lattice relaxation rate T_1^{-1} and the Knight shift data unravels dominant transverse spin fluctuations. We conclude that Ising-like uniaxial spin correlations persist up to surprisingly high temperatures compared to the exchange energy scales. Spin-charge coupling mechanism via a self-doping effect may be important.

I. INTRODUCTION

Weakly coupled one-dimensional (1D) spin chains have long been a main subject of continuing interest as they provide a conspicuous ground for exploring emergent phenomena from many-body correlation effects [1–3]. A $S = \frac{1}{2}$ Heisenberg antiferromagnetic (AFM) chain with a nearest-neighbor (NN) intrachain interaction is well established to harbor a gapless disordered state [1] with fractional spinon excitations [4–6]. When there exist perturbations beyond an NN interaction, exotic ground states such as frustrated spin liquids [7, 8] and gapped spin singlet states [9–12] emerge, often displaying quantum critical behaviors [13–15] generated by strong 1D quantum fluctuations. For $S = 1$ Heisenberg chains, on the other hand, spin correlations and spin excitations are quite distinct from those for $S = \frac{1}{2}$ ones in nature. For AFM chains, the Haldane gapped phase is stabilized [16, 17], which entails a symmetry-protected topological state [18]. In the ferromagnetic (FM) case, conventional magnon-like spin flip constitutes the elementary excitation while quenching quantum fluctuations. The typical examples include Y_2BaNiO_5 [19], $\text{Ni}(\text{C}_2\text{H}_8\text{N}_2)_2\text{NO}_2(\text{ClO}_4)$ [20], and $\text{NiCl}_2\cdot 4\text{SC}(\text{NH}_2)_2$ [21] for the AFM case, as well as $\text{NaCrGe}_2\text{O}_6$ [22] and NiNb_2O_6 [23] for the FM one. The latter FM chains adopt a FM ground state, while showing pronounced magnon-magnon interactions. However, little is known about dynamical spin excitations for FM $S = 1$ chains with an AFM ground state due to the scarcity of candidate materials.

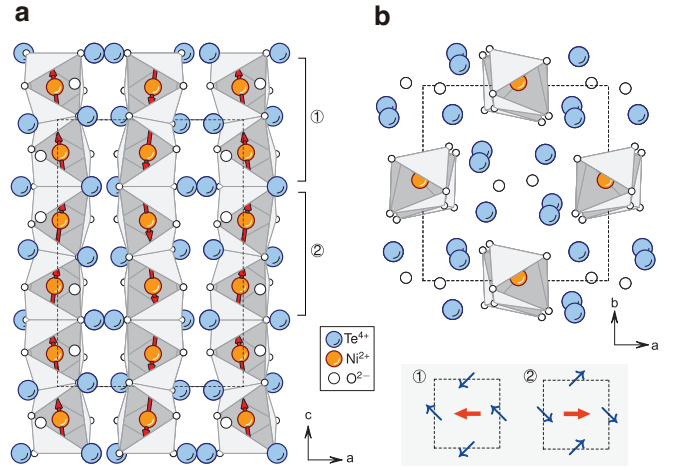


FIG. 1. Crystal structure of NiTe_2O_5 . (a) Side view along the b axis with the spin configuration in the ordered state. (b) Top view along the chain direction. The tilting directions of the moments shown in (a) are $[\pm 1 \pm 1 0]$ or $[\pm 1 \mp 1 0]$ depending on the local distortion of the NiO_6 octahedra. The transverse components of the moments (blue thin arrows) generate a non-vanishing planar net moment along the $\pm a$ axis (red thick arrows), whose direction alternates every two layers.

Recently, a new spin-1 quasi-1D chain system NiTe_2O_5 was reported [24]. The crystal structure of NiTe_2O_5 (see Fig. 1) is orthorhombic (space group $Pbnm$). The edge shared NiO_6 octahedra with Ni^{2+} ($S = 1$) form 1D chains oriented along the c axis, which are well separated by lone-pair Te^{4+} ions. A long-range AFM order takes place at $T_N \sim 30.5$ K, in which the magnetic moments are ferromagnetically aligned parallel or antiparallel to the c axis forming the ferromagnetic (FM) spin chains, while the

* sbaek.fu@gmail.com

NN chains are antiferromagnetically coupled as depicted in Fig. 1(a). We find that such an ordered spin structure is very rare in Heisenberg chain systems, being only occasionally realized in Ising-type chains with an easy axis anisotropy [25–27]. The FM coupled spin moments within the chain turn out to be weakly non-collinear, owing to the distortion of NiO₆ octahedra towards either $[\pm 1 \pm 1 0]$ or $[\pm 1 \mp 1 0]$ in which the sign change occurs every two octahedra. Interestingly, the resultant spin structure yields a non-vanishing net planar moment along the $\pm a$ directions, as illustrated in the lower panel of Fig. 1(b). Consequently, an AFM planar moment sequence $\uparrow\uparrow\downarrow\downarrow\uparrow\uparrow \dots$ is realized along the c axis.

In this paper, we examine the static and dynamic properties of NiTe₂O₅ via ¹²⁵Te NMR in its paramagnetic state. The Knight shift measurements reveal a strong anisotropy in the hyperfine coupling which supports the 1D character of the material. Strikingly, we observed the splitting of the ¹²⁵Te line only for $H \parallel c$, which persists up to room temperature. Together with dominant transverse spin fluctuations deduced from the spin-lattice relaxation rate T_1^{-1} , we conclude that the spin moments have a strong preference to point parallel or antiparallel to the chain direction retaining staggered AFM correlations up to temperatures much higher than the spin exchange energy.

II. EXPERIMENTAL DETAILS

High-quality NiTe₂O₅ single crystals were synthesized using the flux growth method, as described in Ref. [24]. The size of the crystal used in this NMR measurement is roughly $1 \times 2 \times 3$ mm³.

¹²⁵Te (nuclear spin $I = 1/2$) NMR measurements were carried out at the external field of 10 T in the paramagnetic state (30–300 K). A one-axis goniometer was used to accurately align the sample to either the c or $[110]$ direction. The ¹²⁵Te NMR spectra were obtained by a conventional Hahn spin-echo technique with a typical $\pi/2$ pulse length of 3 μ s. The nuclear spin-lattice relaxation time T_1 was measured by a saturation method, and extracted by fitting the nuclear magnetization $M(t)$ to a single exponential function, $1 - M(t)/M(\infty) = A \exp(-t/T_1)$, where A is a fitting parameter which is ideally unity.

III. RESULTS

A. ¹²⁵Te NMR spectrum and Knight shift

Figure 2(a) shows the temperature evolution of the ¹²⁵Te NMR spectra measured at $\mu_0 H = 10$ T for two field orientations in the paramagnetic state of NiTe₂O₅. While a moderate magnetic line broadening toward T_N is found for both field directions [see Fig. 3(b)], the spectrum for $H \parallel c$ shows a much stronger temperature-dependent

shift than that for $H \parallel [100]$ with decreasing temperature. Further, we find that the line for $H \parallel c$ splits into two at low temperatures, which sharply contrasts with the unsplit line for $H \parallel [110]$. For a quantitative analysis, the peaks of the spectra as a function of temperature are plotted in Fig. 2(b) in terms of the Knight shift \mathcal{K} defined as $(\nu - \nu_L)/\nu_L \times 100$ % where ν_L is the nuclear Larmor frequency. The solid lines are Curie-Weiss (CW) fits, i.e., $\mathcal{K} = \mathcal{K}_0 + C/(T + \theta)$ where θ is the CW temperature and \mathcal{K}_0 is the temperature-independent orbital shift. $\theta \sim 9$ K was determined from the extrapolated values of the linear fit of $1/\mathcal{K}$ vs. T in the high-temperature region (not shown), in excellent agreement with $\theta_{\text{CW}} = 8.87$ K obtained by the bulk susceptibility analysis [24]. The deviation from the CW behavior below ~ 100 K, as observed in the bulk susceptibility, is ascribed to the development of short-ranged AFM correlations. It is noteworthy that $T_N/\theta \gg 1$ is extremely rare for a Heisenberg chain system and may be a signature of Ising-type spin correlations (single-ion anisotropy) [1] and an opposite sign of intrachain and interchain interactions.

Since the Knight shift is proportional to the local spin susceptibility χ_{loc} , i.e., $\mathcal{K} = A_{\text{hf}}\chi_{\text{loc}}$ where A_{hf} is the hyperfine coupling constant between the Te nuclei and the Ni²⁺ moments, the strong anisotropy of the Knight shift, contrasting with the nearly isotropic bulk susceptibility χ , is owing to the anisotropic A_{hf} . In order to obtain A_{hf} and \mathcal{K}_0 , we plotted \mathcal{K} vs. χ with temperature as the implicit parameter in Fig. 2(c), assuming that the bulk susceptibility χ is equivalent to χ_{loc} . The linear fit in the high-temperature region yields $A_{\text{hf}} = 2.094$ and 1.873 kOe/ μ_B for $H \parallel c$ and 0.57 kOe/ μ_B for $H \parallel [110]$. In addition, the interception at $\chi = 0$ of the linear fit gives the orbital shift $\mathcal{K}_0 = 0.062$ and 0.048 %, respectively, which were applied in the CW-fit of \mathcal{K} in Fig. 2(b). Since \mathcal{K}_0 is very small, the magnitude of the Knight shift almost entirely reflects the local spin susceptibility.

The most remarkable feature seen in Fig. 2(a) is the clear NMR line splitting probed for $H \parallel c$. The amplitude of the splitting increases up to 90 kHz, or 6.7 mT in terms of hyperfine field strength. By contrast, the line for $H \perp c$ remains a single line down to T_N , which excludes the possible presence of two crystals as the origin of the splitting. Note that the asymmetric line shape with a shoulder for $H \perp c$ is essentially unchanged with temperature, while being magnetically broadened toward T_N as usual. Indeed, as shown in Fig. 3(b), the full-width at half maximum (FWHM) of the spectrum for $H \parallel [110]$ has the almost same temperature dependence as that for $H \parallel c$. At first sight, the line splitting for $H \parallel c$ may be ascribed to the presence of two inequivalent ¹²⁵Te sites in a magnetic field due to different hyperfine couplings, assuming that magnetization is spatially uniform throughout the crystal. However, the strong temperature dependence of the relative intensity ratio between the two peaks [see Fig. 3(a)] brings this possibility into question. Clearly, the lower peak splits off from the upper one near room temperature and its relative intensity ratio

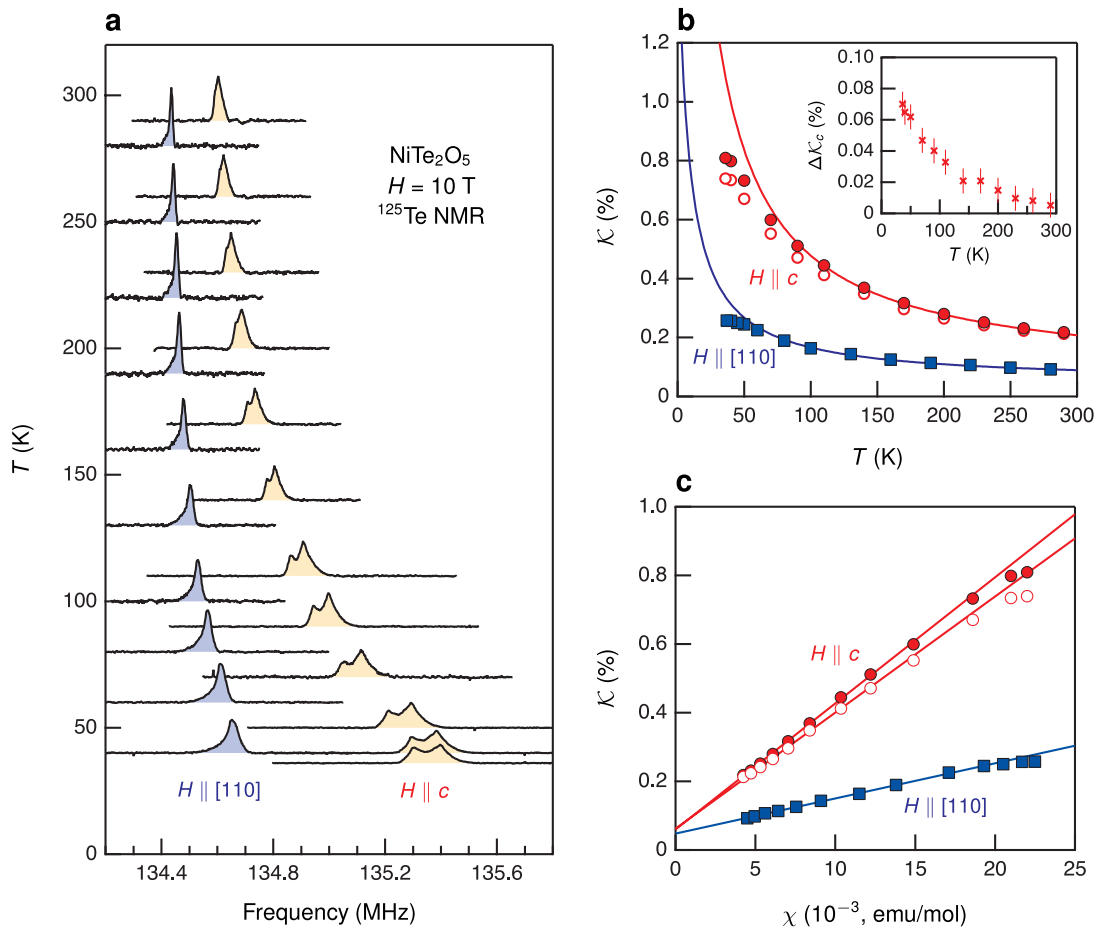


FIG. 2. (a) ^{125}Te NMR spectra as a function of temperature measured at $\mu_0 H = 10$ T applied along [110] and [001], respectively. The line for $H \parallel c$ splits into two whose separation increases with decreasing temperature. The signal intensity of the lower peak may reflect a magnetization antiparallel to H in the chain. (b) Knight shift \mathcal{K} as a function of temperature and field direction. The closed and open circles represent the data for the upper and lower peaks, respectively. Solid lines are Curie-Weiss fits, which deviates below 100 K. Inset : temperature dependence of the difference in Knight shift for $H \parallel c$. (c) Knight shift \mathcal{K} versus bulk uniform susceptibility χ plot, with temperature as the implicit parameter. The linear fits in the high-temperature region yield the hyperfine coupling constant A_{hf} and the temperature-independent orbital shift \mathcal{K}_0 for the two field orientations (see text).

rapidly grows with lowering temperature as approaching T_N . This observation is incompatible with the two ^{125}Te sites with different A_{hf} because the relative number of two nuclei, i.e., the relative signal intensity, should not change with temperature. Therefore, we conclude that the NMR splitting must be related to an intrinsic physical property which varies with temperature. We stress that, since ^{125}Te has the nuclear spin $I = 1/2$ with no quadrupole moment, the splitting should be of magnetic origin, ruling out a possible role of the charge degree of freedom. Further, the temperature dependence of the line splitting for $H \parallel c$ in terms of the Knight shift difference [see the inset of Fig. 2(b)] reveals that the splitting follows a CW-like behavior as the Knight shift itself does, almost disappearing at room temperature. Such a Curie-type increase indicates that the line splitting does not represent a long-range order parameter, e.g. nematic order [28], but arises from a field-induced phenomenon.

Based on these observations, we reach a firm conclusion that the magnetic field applied along the c direction develops two sublattice susceptibilities in chains, generating two ^{125}Te sites which feel slightly different local fields. This implies that the staggered spin arrangement [see Fig. 1(a)] is strongly preferred in the normal state even up to room temperature. Namely, the upper (lower) peak may be linked to parallel (antiparallel) magnetization with respect to H . As the temperature is raised, thermal fluctuations would increase against the exchange interactions and thus tend to flip the antiparallel moments toward H , accounting for the rapid decrease of the relative intensity ratio between the split lines with increasing temperature [Fig. 3(a)]. Furthermore, an additional AFM correlation among non-vanishing planar moments in the ordered state, shown in the lower panel of Fig. 1(b), may also persist in the normal state, seemingly accounting for the reduced bulk uniform susceptibility for

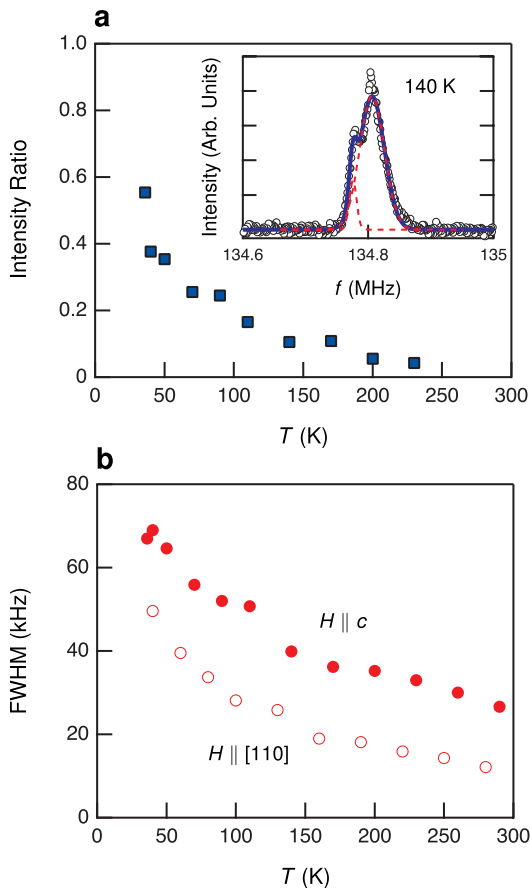


FIG. 3. (a) Intensity ratio between the two peaks observed for $H \parallel c$ as a function of temperature, obtained by the double Gaussian fit to the spectra. A fit to the 140 K spectrum is shown in the inset. (b) Temperature dependence of the full-width-at-half-maximum of the spectra for $H \parallel c$ (upper peak only) and $H \parallel [110]$. It shows that the spectra for the two field orientations are similarly broadened with lowering temperature.

$H \parallel a$ compared to that for $H \parallel b$ and $H \parallel c$ [24].

Note that, because the NMR line splitting arises from different local spin susceptibilities, the assumption of $\chi_{\text{loc}} = \chi$ made in Fig. 2(c) does not hold for $H \parallel c$, and thus it is reasonable to take the average of the two hyperfine couplings for $A_{\text{hf}}^{\parallel c} = 1.98 \text{ kOe}/\mu_B$.

B. Spin-lattice relaxation rate

Now we turn to the low-energy spin dynamics, which is probed by the spin-lattice relaxation rate T_1^{-1} of ^{125}Te . To begin with, we observed that T_1 is almost linearly decreased with decreasing temperature down to $\sim 70 \text{ K}$. In other words, T_1^{-1} above 70 K has a CW-like temperature dependence, $T_1^{-1} \propto 1/(T + T_\theta)$, where $T_\theta = 473$ and 630 K for $H \parallel c$ and $H \parallel [110]$, respectively, were deduced from the linear fitting in Fig. 4(a). (Note that T_θ is totally irrelevant to the CW temperature θ deduced from

the uniform susceptibility χ or the Knight shift \mathcal{K} .) The sharp upturn of T_1^{-1} below 70 K represents the critical slowing down of the spins towards the long-range AFM ordering at T_N . Note that the onset of the critical slowing down near $2T_N$ is typical in many magnetically ordered materials. Therefore, the weak enhancement of T_1^{-1} at $T > 70 \text{ K}$ is not directly connected to the AFM ordering at T_N , but seems to arise from peculiar spin fluctuations of another energy scale.

T_1^{-1} divided by temperature, $(T_1 T)^{-1}$, is a useful parameter because it is a measure of \mathbf{q} -averaged spin fluctuations perpendicular to the quantized axis. That is, $(T_1 T)^{-1}$ can be written as,

$$(T_1 T)^{-1}_{\parallel} \propto \sum_{\mathbf{q}} [\gamma_N A_{\text{hf}}^{\perp}(\mathbf{q})]^2 \chi''_{\perp}(\mathbf{q}, \omega_L) / \omega_L, \quad (1)$$

where $\gamma_N = 13.454 \text{ MHz/T}$ is the gyromagnetic ratio of ^{125}Te , $\chi''_{\perp}(q, \omega_L)$ is the imaginary part of the dynamical susceptibility at ω_L , and the symbols \parallel and \perp represent the direction with respect to the quantization axis or the direction of the external field for a $I = 1/2$ nucleus such as ^{125}Te .

The temperature dependence of $(T_1 T)^{-1}$ is shown in Fig. 4(c). The fact that T_1^{-1} has a $1/T$ dependence implies that the dynamical susceptibility $\sum_{\mathbf{q}} \chi''(q)$ has an inversely quadratic temperature dependence, contrasting sharply with the uniform susceptibility $\chi(q = 0)$ that is well described by the CW law. While $(T_1 T)^{-1}$ probes only the dynamical susceptibility perpendicular to H , it is often possible to extract the component *along the quantization axis* to estimate the anisotropy of spin fluctuations. For this purpose, we assume an axial symmetry about the c axis and q -independence of A_{hf} . Then, one could approximate as $(T_1 T)^{-1}_{\parallel c} = 2(A_{\text{hf}}^{\perp c})^2 \sum_{\mathbf{q}} \chi''_{\perp c}(q)$ and $(T_1 T)^{-1}_{\perp c} = (A_{\text{hf}}^{\parallel c})^2 \sum_{\mathbf{q}} \chi''_{\parallel c}(q) + (A_{\text{hf}}^{\perp c})^2 \sum_{\mathbf{q}} \chi''_{\perp c}(q)$, where the constant prefactor including γ_N^2/ω_L was set to one for simplicity. Relating them to the Knight shift $\mathcal{K}_{\alpha} = A_{\text{hf}}^{\alpha} \chi_{\alpha}(0)$ where $\alpha = \parallel c, \perp c$, and using the hyperfine coupling constants $A_{\text{hf}}^{\parallel c} = 1.98$ and $A_{\text{hf}}^{\perp c} = 0.57 \text{ kOe}/\mu_B$ obtained above, one could estimate the ratio $\sum_{\mathbf{q}} \chi''(q)/\chi(0)$ for the longitudinal ($H \parallel c$) and transverse ($H \perp c$) directions as a function of temperature.

The results are presented in the inset of Fig. 4(c). The increase of $\sum_{\mathbf{q}} \chi''(q)/\chi(0)$ with decreasing temperature is clearly seen for both directions, verifying the inverse quadratic temperature dependence of the dynamical susceptibility. A remarkable observation is that $\sum_{\mathbf{q}} \chi''(q)/\chi(0)$ is very anisotropic. Considering that $\chi(0)$ is nearly isotropic, this result implies that the transverse (planar) component of the dynamical susceptibility is an order of magnitude stronger than the longitudinal one in the whole temperature range investigated.

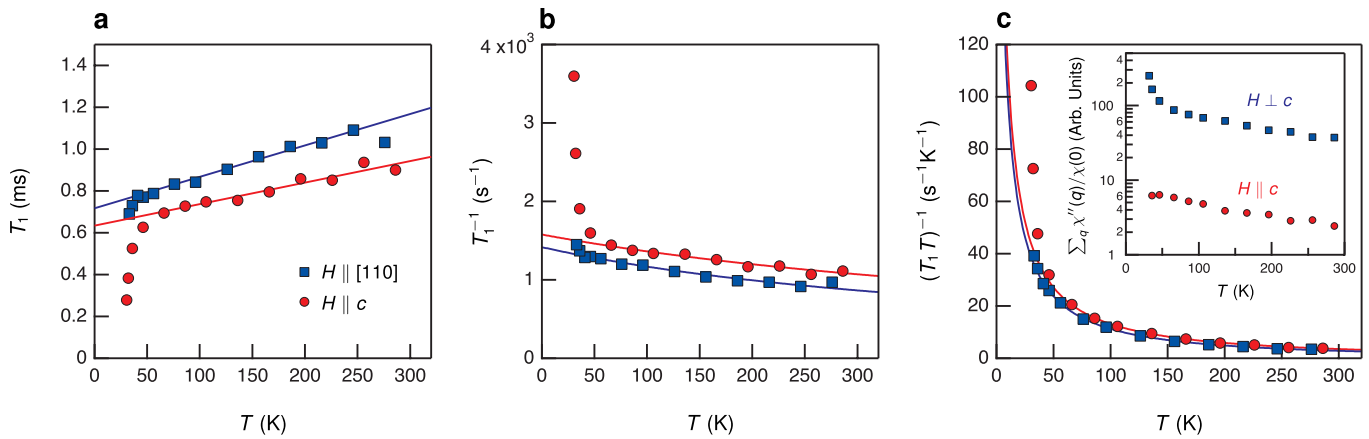


FIG. 4. (a) Temperature dependence of spin-lattice relaxation time T_1 . The linear relation between T_1 and temperature down to ~ 70 K is observed for the two field orientations. (b) Spin-lattice relaxation rate T_1^{-1} is described by $1/(T+T_\theta)$ where $T_\theta = 473$ and 630 K for $H \parallel c$ and $H \parallel [110]$, respectively. The critical slowing down of spin fluctuations causes the diverging behavior of T_1^{-1} toward T_N below ~ 70 K. (c) $(T_1 T)^{-1}$ is inversely quadratic in temperature. Inset: the ratio between the dynamical and uniform spin susceptibility $\sum_q \chi''(q)/\chi(0)$ as a function of temperature. It reveals that the dynamical susceptibility increases faster than the uniform one with decreasing temperature. The strong anisotropy of the dynamical susceptibility demonstrates the dominant planar spin fluctuations.

IV. DISCUSSION

The NMR report about the anisotropy of low-energy spin fluctuations in the normal state well above T_N is hardly found in the 1D chain systems and thus it is difficult to find a reference system to compare with. Regardless, the dominant planar spin fluctuations over the longitudinal component suggest that the spin moments of Ni^{2+} have a strong tendency to line up along the chain direction. Surprisingly, this result is well consistent with the presence of uniaxial sublattice susceptibilities inferred from the NMR line splitting for $H \parallel c$. Namely, both the static and dynamic NMR parameters suggest that spin correlations in NiTe_2O_5 are Ising-like with an easy-axis anisotropy involving the FM intrachain and AFM interchain couplings. The persistence of the Ising-like spin correlations up to room temperature ($\sim 10T_N$) is striking, given the relatively small effective exchange $J \sim 6.63$ K [24], although the intrachain and interchain exchange couplings cannot be separately obtained from the CW fitting. At any rate, the CW analysis of both the bulk susceptibility and the Knight shift shows that the spin exchange energy scale cannot exceed ~ 100 K at which short-range spin order sets in. This assertion is further supported by the fact that the magnetic entropy is released below 60 K [24].

Although the physical origin for the Ising-like anisotropy that is robust even at $10T_N$ is unclear, we speculate that the coupling between Ni^{2+} ions and the ligand O^{2-} ions could play an important role. The electron state of Ni^{2+} is ideally a d^8 configuration, but the actual average valence per Ni ion may be slightly less than $2+$ (two holes). This is equivalent to a self-hole-doping effect, with the partial occupation of the charge-transfer

state $d^9\bar{\mathbf{L}}$ where $\bar{\mathbf{L}}$ denotes the ligand hole [29]. The intermediate $d^9\bar{\mathbf{L}}$ state may be viewed as a local hole pair with the same spin, or the Zhang-Rice triplet ($S = 1$) in analogy to the Zhang-Rice singlet picture in hole-doped cuprates [30]. Remarkably, strong charge-spin coupling is observed in van der Waals antiferromagnet NiPS_3 , which shows a spin-orbit-entangled exciton stemming from the Zhang-Rice triplet [31, 32]. If NiTe_2O_5 has a self-doped ground state as NiPS_3 , one can expect a close coupling of electronic and magnetic structures. In this case, charge fluctuations are not completely quenched. Rather, spin-charge-coupled fluctuations could affect a dynamical spin susceptibility while preserving Ising-like correlations in the paramagnetic state.

Another unusual finding is the inverse temperature dependence of T_1^{-1} [Figs. 4(a) and (b)]. In the paramagnetic limit with localized moments, i.e., $T \gg J_{\text{ex}}$ where J_{ex} is the effective exchange coupling, T_1^{-1} is proportional to $A_{\text{hf}}^2/J_{\text{ex}}$ [33]. Since A_{hf} is well-defined in a wide temperature range as shown in Fig. 2(c), one may conjecture that J_{ex} decreases with decreasing temperature, causing the $1/T$ dependence of T_1^{-1} . In this case, the reduction of J_{ex} may be caused by the development of spin fluctuations at finite q [34] and/or by the single-ion anisotropy enhanced by the spin-charge coupling mechanism conjectured above. If the localized limit is not appropriate to describe the spin dynamics of NiTe_2O_5 in the temperature range investigated, however, the $1/T$ -dependence of T_1^{-1} may reflect the peculiar spin dynamics of NiTe_2O_5 . For comparison, we recall that for $S = 1/2$ chains, T_1^{-1} remains a constant in the quantum critical regime ($T \ll J_{\text{ex}}$) [35, 36] being attributed to fermionic thermal excitations [37, 38]. One may note that the CW fitting of T_1^{-1} in Fig. 4(b) yields $T_\theta \sim 500 - 600$ K, which appears to be the desired energy

scale for the persistent uniaxial spin correlations through the spin-charge coupling at high temperatures.

V. SUMMARY

In conclusion, by means of ^{125}Te NMR, we have investigated the static and dynamic spin susceptibilities in the paramagnetic state of the spin-1 chain compound, NiTe_2O_5 . Our measurements imply that easy-axis Ising-like spin correlations with FM intrachain and AFM interchain exchange couplings persist even at temperatures much higher than T_N . This finding is surprising, because it requires an additional intriguing interaction term with a much larger energy scale than the nearest-neighbor exchange coupling. The unusual inverse temperature de-

pendence of T_1^{-1} in the normal state may be an intrinsic dynamical feature of NiTe_2O_5 . Spin-charge coupling arising from a self-hole-doping mechanism may be an important term in the spin Hamiltonian. Clearly, future optical spectroscopic experiments in conjunction with theoretical studies are called for to disclose an intertwining of electronic and magnetic degrees of freedom and to understand the unusual spin correlations in NiTe_2O_5 .

ACKNOWLEDGMENTS

This work was supported by the National Research Foundation of Korea (NRF) grant funded by the Korea government(MSIT) (Grant No. NRF-2020R1A2C1003817).

-
- [1] M. Steiner, J. Villain, and C. G. Windsor, Theoretical and experimental studies on one-dimensional magnetic systems, *Adv. Phys.* **25**, 87 (1976).
- [2] I. Affleck, Quantum spin chains and the haldane gap, *J. Phys.: Condens. Matter* **1**, 3047 (1989).
- [3] A. Vasiliev, O. Volkova, E. Zvereva, and M. Markina, Milestones of low-d quantum magnetism, *npj Quantum Mater.* **3**, 18 (2018).
- [4] L. Faddeev and L. Takhtajan, What is the spin of a spin wave?, *Phys. Lett. A* **85**, 375 (1981).
- [5] D. A. Tennant, T. G. Perring, R. A. Cowley, and S. E. Nagler, Unbound spinons in the $S = 1/2$ antiferromagnetic chain KCuF_3 , *Phys. Rev. Lett.* **70**, 4003 (1993).
- [6] M. Mourigal, M. Enderle, A. Klopfferpieper, J.-S. Caux, A. Stunault, and H. M. Ronnow, Fractional spinon excitations in the quantum Heisenberg antiferromagnetic chain, *Nature Phys.* **9**, 435 (2013).
- [7] M. Hase, H. Kuroe, K. Ozawa, O. Suzuki, H. Kitazawa, G. Kido, and T. Sekine, Magnetic properties of $\text{Rb}_2\text{Cu}_2\text{Mo}_3\text{O}_{12}$ including a one-dimensional spin-1/2 Heisenberg system with ferromagnetic first-nearest-neighbor and antiferromagnetic second-nearest-neighbor exchange interactions, *Phys. Rev. B* **70**, 104426 (2004).
- [8] S. E. Dutton, M. Kumar, M. Mourigal, Z. G. Soos, J.-J. Wen, C. L. Broholm, N. H. Andersen, Q. Huang, M. Zbiri, R. Toft-Petersen, and R. J. Cava, Quantum Spin Liquid in Frustrated One-Dimensional LiCuSbO_4 , *Phys. Rev. Lett.* **108**, 187206 (2012).
- [9] M. Hase, I. Terasaki, and K. Uchinokura, Observation of the spin-Peierls transition in linear Cu^{2+} (spin-1/2) chains in an inorganic compound CuGeO_3 , *Phys. Rev. Lett.* **70**, 3651 (1993).
- [10] A. Seidel, C. A. Marianetti, F. C. Chou, G. Ceder, and P. A. Lee, $S = \frac{1}{2}$ chains and spin-Peierls transition in TiOCl , *Phys. Rev. B* **67**, 020405 (2003).
- [11] D. C. Johnston, J. W. Johnson, D. P. Goshorn, and A. J. Jacobson, Magnetic susceptibility of $(\text{VO})_2\text{P}_2\text{O}_7$: A one-dimensional spin-1/2 Heisenberg antiferromagnet with a ladder spin configuration and a singlet ground state, *Phys. Rev. B* **35**, 219 (1987).
- [12] M. Azuma, Z. Hiroi, M. Takano, K. Ishida, and Y. Kitaoka, Observation of a Spin Gap in SrCu_2O_3 Comprising Spin-1/2 Quasi-1D Two-Leg Ladders, *Phys. Rev. Lett.* **73**, 3463 (1994).
- [13] B. Lake, D. A. Tennant, C. D. Frost, and S. E. Nagler, Quantum criticality and universal scaling of a quantum antiferromagnet, *Nature Mater.* **4**, 329 (2005).
- [14] N. Blanc, J. Trinh, L. Dong, X. Bai, A. A. Aczel, M. Mourigal, L. Balents, T. Siegrist, and A. P. Ramirez, Quantum criticality among entangled spin chains, *Nature Phys.* **14**, 273 (2017).
- [15] Q. Faure, S. Takayoshi, S. Petit, V. Simonet, S. Raymond, L.-P. Regnault, M. Boehm, J. S. White, M. Månsson, C. Rüegg, P. Lejay, B. Canals, T. Lorenz, S. C. Furuya, T. Giamarchi, and B. Grenier, Topological quantum phase transition in the Ising-like antiferromagnetic spin chain $\text{BaCo}_2\text{V}_2\text{O}_8$, *Nature Phys.* **14**, 716 (2018).
- [16] W. J. L. Buyers, R. M. Morra, R. L. Armstrong, M. J. Hogan, P. Gerlach, and K. Hirakawa, Experimental evidence for the haldane gap in a spin-1 nearly isotropic, antiferromagnetic chain, *Phys. Rev. Lett.* **56**, 371 (1986).
- [17] J. Darriet and L. Regnault, The compound Y_2BaNiO_5 : A new example of a haldane gap in a $S = 1$ magnetic chain, *Solid State Commun.* **86**, 409 (1993).
- [18] F. D. M. Haldane, Nonlinear Field Theory of Large-Spin Heisenberg Antiferromagnets: Semiclassically Quantized Solitons of the One-Dimensional Easy-Axis Néel State, *Phys. Rev. Lett.* **50**, 1153 (1983).
- [19] G. Xu, J. F. DiTusa, T. Ito, K. Oka, H. Takagi, C. Broholm, and G. Aeppli, Y_2BaNiO_5 : A nearly ideal realization of the $S = 1$ Heisenberg chain with antiferromagnetic interactions, *Phys. Rev. B* **54**, R6827 (1996).
- [20] J. P. Renard, M. Verdaguer, L. P. Regnault, W. A. C. Erkelens, J. Rossat-Mignod, and W. G. Stirling, Presumption for a Quantum Energy Gap in the Quasi-One-Dimensional $S = 1$ Heisenberg Antiferromagnet $\text{Ni}(\text{C}_2\text{H}_8\text{N}_2)_2\text{NO}_2(\text{ClO}_4)$, *Europhys. Lett.* **3**, 945 (1987).
- [21] V. S. Zapf, D. Zocco, B. R. Hansen, M. Jaime, N. Harrison, C. D. Batista, M. Kenzelmann, C. Niedermayer, A. Lacerda, and A. Paduan-Filho, Bose-Einstein Condensation of $S = 1$ Nickel Spin Degrees of Freedom in $\text{NiCl}_2\text{-4SC}(\text{NH}_2)_2$, *Phys. Rev. Lett.* **96**, 077204 (2006).

- [22] G. Nénert, C. Ritter, M. Isobe, O. Isnard, A. N. Vasiliev, and Y. Ueda, Magnetic and crystal structures of the one-dimensional ferromagnetic chain pyroxene $\text{NaCrGe}_2\text{O}_6$, *Phys. Rev. B* **80**, 024402 (2009).
- [23] P. Chauhan, F. Mahmood, H. J. Changlani, S. M. Koochpayeh, and N. P. Armitage, Tunable Magnon Interactions in a Ferromagnetic Spin-1 Chain, *Phys. Rev. Lett.* **124**, 037203 (2020).
- [24] J. H. Lee, M. Kratochvílová, H. Cao, Z. Yamani, J. S. Kim, J.-G. Park, G. R. Stewart, and Y. S. Oh, Unconventional critical behavior in the quasi-one-dimensional $S = 1$ chain NiTe_2O_5 , *Phys. Rev. B* **100**, 144441 (2019).
- [25] K. Takeda, S. ichi Matsukawa, and T. Haseda, Thermal and Magnetic Properties of Linear Ferro- and Antiferromagnetic Substances, $\text{MCl}_2 \cdot 2\text{NC}_5\text{H}_5$ (M; Co, Cu), *J. Phys. Soc. Jpn.* **30**, 1330 (1971).
- [26] S. Niitaka, K. Yoshimura, K. Kosuge, M. Nishi, and K. Kakurai, Partially Disordered Antiferromagnetic Phase in $\text{Ca}_3\text{CoRhO}_6$, *Phys. Rev. Lett.* **87**, 177202 (2001).
- [27] R. Coldea, D. A. Tennant, E. M. Wheeler, E. Wawrzynska, D. Prabhakaran, M. Telling, K. Habicht, P. Smeibidl, and K. Kiefer, Quantum Criticality in an Ising Chain: Experimental Evidence for Emergent E8 Symmetry, *Science* **327**, 177 (2010).
- [28] S.-H. Baek, D. V. Efremov, J. M. Ok, J. S. Kim, J. van den Brink, and B. Büchner, Orbital-driven nematicity in FeSe, *Nature Mater.* **14**, 210 (2015).
- [29] M. Imada, A. Fujimori, and Y. Tokura, Metal-insulator transitions, *Rev. Mod. Phys.* **70**, 1039 (1998).
- [30] F. C. Zhang and T. M. Rice, Effective Hamiltonian for the superconducting Cu oxides, *Phys. Rev. B* **37**, 3759 (1988).
- [31] S. Y. Kim, T. Y. Kim, L. J. Sandilands, S. Sinn, M.-C. Lee, J. Son, S. Lee, K.-Y. Choi, W. Kim, B.-G. Park, C. Jeon, H.-D. Kim, C.-H. Park, J.-G. Park, S. J. Moon, and T. W. Noh, Charge-Spin Correlation in van der Waals Antiferromagnet NiPS_3 , *Phys. Rev. Lett.* **120**, 136402 (2018).
- [32] S. Kang, K. Kim, B. H. Kim, J. Kim, K. I. Sim, J.-U. Lee, S. Lee, K. Park, S. Yun, T. Kim, A. Nag, A. Walters, M. Garcia-Fernandez, J. Li, L. Chapon, K.-J. Zhou, Y.-W. Son, J. H. Kim, H. Cheong, and J.-G. Park, Coherent many-body exciton in van der Waals antiferromagnet NiPS_3 , *Nature* **583**, 785 (2020).
- [33] T. Moriya, Nuclear magnetic relaxation in antiferromagnetics, *Prog. Theor. Phys.* **16**, 23 (1956).
- [34] S.-H. Baek, R. Klingeler, C. Neef, C. Koo, B. Büchner, and H.-J. Grafe, Unusual spin fluctuations and magnetic frustration in olivine and non-olivine LiCoPO_4 detected by ^{31}P and ^7Li nuclear magnetic resonance, *Phys. Rev. B* **89**, 134424 (2014).
- [35] K. Ishida, Y. Kitaoka, Y. Tokunaga, S. Matsumoto, K. Asayama, M. Azuma, Z. Hiroi, and M. Takano, Spin correlation and spin gap in quasi-one-dimensional spin-1/2 cuprate oxides: A ^{63}Cu NMR study, *Phys. Rev. B* **53**, 2827 (1996).
- [36] M. Takigawa, N. Motoyama, H. Eisaki, and S. Uchida, Dynamics in the $S = 1/2$ One-Dimensional Antiferromagnet Sr_2CuO_3 via ^{63}Cu NMR, *Phys. Rev. Lett.* **76**, 4612 (1996).
- [37] S. Sachdev, NMR relaxation in half-integer antiferromagnetic spin chains, *Phys. Rev. B* **50**, 13006 (1994).
- [38] A. W. Sandvik, NMR relaxation rates for the spin-1/2 Heisenberg chain, *Phys. Rev. B* **52**, R9831 (1995).