

Surface charge writing and non-volatile control of superconductivity in LaAlO₃/KTaO₃(111) heterostructure

Siyuan Hong¹, Yanqiu Sun¹, Yuan Liu¹, Yishuai Wang¹, and Yanwu Xie^{1,2*}

¹Interdisciplinary Center for Quantum Information, State Key Laboratory of Modern Optical Instrumentation, and Zhejiang Province Key Laboratory of Quantum Technology and Device, Department of Physics, Zhejiang University, Hangzhou 310027, China

²Collaborative Innovation Center of Advanced Microstructures, Nanjing University, Nanjing 210093, China

*To whom correspondence should be addressed. E-mail: ywxie@zju.edu.cn

Abstract

The oxide interface between LaAlO₃ and KTaO₃(111) can host an electron gas that condenses into superconductivity at low temperatures. In this work, we demonstrate a local and non-volatile control of this electron gas using a biased conducting atomic force microscope tip. By scanning the tip, charges can be accumulated on the surface of LaAlO₃, which subsequently tune the conduction of the buried LaAlO₃/KTaO₃(111) interface largely, varying from conducting (superconducting) to insulating states. The tuning effects are stable for > 20 h at room temperature. The maximum modulation of carrier density is $> 8 \times 10^{13}/\text{cm}^2$. This result suggests a new model system in which rewritable superconducting, normal, and insulating states can be flexibly defined in the same material on demand.

Controlling conduction locally and non-volatily is appealing for both science and technology. Oxide heterostructures provide a fertile ground for such a control. A straightforward way to achieve it is exploiting the non-volatile polarization of epitaxial ferroelectric oxides [1,2]. By forming conducting oxide-ferroelectric heterostructures, and using electrically biased conducting atomic force microscope (cAFM) tip to locally switch the polarization, control of conduction, as well as superconductivity, has been demonstrated in a few systems including $\text{Pb}(\text{Zr},\text{Ti})\text{O}_3/\text{SrRuO}_3$ [3], $\text{Pb}(\text{Zr},\text{Ti})\text{O}_3/\text{Nb}$ -doped SrTiO_3 [4], and $\text{BiFeO}_3/\text{YBa}_2\text{Cu}_3\text{O}_{7-\delta}$ heterostructures [5]. Even more strikingly, such a control can be achieved in an oxide heterostructure in which no ferroelectric oxide is involved at all, as discovered in $\text{LaAlO}_3/\text{SrTiO}_3$ (LAO/STO) [6–10]. It was proposed that LAO, as an excellent insulator, can stabilize the cAFM tip-induced charges on its surface, which in turn tunes the conduction at the buried interface [7]. Using LAO/STO as a magic template, fruitful physical phenomena and novel devices such as erasable nanoscale conduction [6], on-demand nanoelectronics [11], rewritable nanoscale oxide photodetector [12], sketched oxide single-electron transistor [13], electron pairing without superconductivity [14], one-dimensional Pascal conductance series [15], and one-dimensional Kronig-Penney superlattices [16] have been demonstrated.

Very recently, a new family of oxide interface superconductors were discovered in heterostructures composed of KTaO_3 (KTO) and other oxides (EuO or LAO) [17–22]. Their optimal superconducting transition temperature T_c is nearly one order of magnitude higher than that of LAO/STO, and exhibits an unusual strong dependence on the orientation of KTO [17,19]. Among them, LAO/KTO resembles with LAO/STO in many aspects. Analogous to LAO/STO, the conduction in LAO/KTO locates at a few-nanometer-thick KTO layer close to the interface and is capped by a thin and highly insulating LAO film [17–19]. This key feature provides us an opportunity to control its interface conduction in a similar fashion as that in LAO/STO. In this work, using the (111)-oriented LAO/KTO heterostructure as an example, we demonstrate that we are able to write robust surface charges on LAO/KTO, and reversibly tune its interfacial conduction in a local and nonvolatile manner. The tuning effect is enormous. By varying the sign and magnitude of the tip bias, we can tune the interface into superconducting, insulating (beyond the measurement limit), and intermediate states. This control ability of superconductivity is much larger than that observed in previous ferroelectric heterostructures [4,5,23].

Charge writing on the surface of LAO/KTO

We first demonstrate that we can reliably write charges, as well as switch their sign, on the surface of LAO/KTO heterostructure by scanning the surface with a biased cAFM tip. Figure 1(a) schematically shows the experimental configuration. The LAO/KTO interface was grounded and a voltage bias, V_{tip} , was applied on the cAFM tip. Details of sample fabrication and cAFM writing can be found in the Supplemental Material (SM) [24]. For demonstration, we wrote a $3 \times 3 \mu\text{m}^2$ square with $V_{\text{tip}} = -9 \text{ V}$ on a LAO(10 nm)/KTO sample, and then wrote its central $1 \times 1 \mu\text{m}^2$ square with $V_{\text{tip}} = +9 \text{ V}$. AFM topographic images (Fig. 1(b)) showed no detectable difference in the written and

unwritten areas. The dusts located on the edges of the written squares were likely due to an electrostatic attraction from the biased tip. In sharp contrast, surface potential measured by Kelvin probe force microscopy (KPFM) [24] shows clear patterns (Fig. 1(c)): the area written purely with $V_{\text{tip}} = -9$ V is dark (low potential); the central 1×1 μm^2 area written first with $V_{\text{tip}} = -9$ V and followed with $V_{\text{tip}} = +9$ V is bright (high potential). These observations resemble with that observed previously in LAO/STO [7,9], and indicate that a negative V_{tip} can accumulate negative, while a positive V_{tip} can accumulate positive, charges on the surface of LAO/KTO. The KPFM patterns, even the border, were robust for many hours (Figs. 1(d) and 1(e)), showing that the written surface charges are very stable.

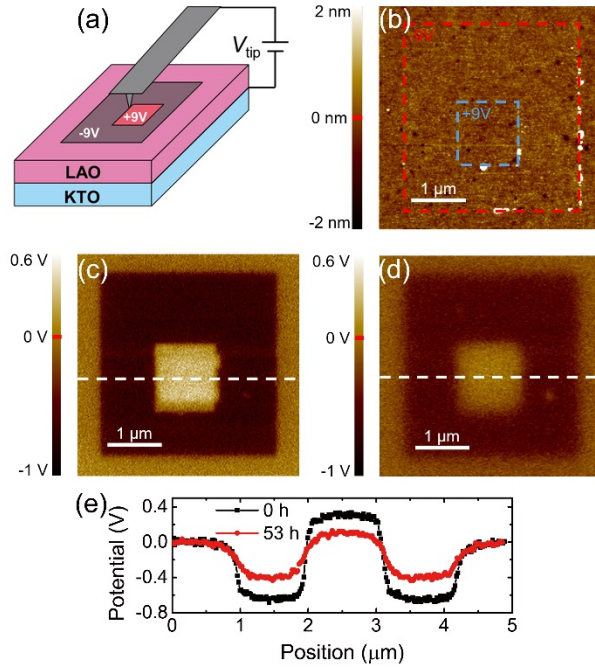


FIG. 1. Surface charge writing on a LAO(10 nm)/KTO sample. (a) Schematic for cAFM writing. The sign of V_{tip} is relative to the interface. (b) AFM topographic image captured on the area immediately after the writings. The dashed squares indicate the written regions. The values of V_{tip} are as labeled. (c) KPFM surface potential image measured simultaneously with the topographic image shown in (b). (d) KPFM surface potential image measured after the written sample was stored in ambient condition for 53 hours. (e) Line profiles across images (c, d) along the dashed lines.

Mechanism for charge writing

We then explore the mechanism for the surface charge writing. In Fig. 2 we present a KPFM surface potential image on the LAO(10 nm)/KTO surface of which we have used $V_{\text{tip}} = \pm 9$ V to write side-by-side two rectangle areas in air and another two rectangle areas under a gentle N_2 flow (see Fig. S1 for the experimental setup). The role of the N_2 flow is to create a local environment where the air that composes of ambient water vapor is replaced with dry N_2 . As shown in Fig. 2, in contrast to the writings in air, writings under a N_2 flow cannot accumulate charges on the sample surface. This provides a clear evidence that ambient water vapor is crucial for the present surface

charge writing. Thus we propose that the “water-cycle” mechanism found in LAO/STO [8] applies to LAO/KTO as well. In this mechanism [8], the biased cAFM tip condenses ambient water to form a water bridge between the tip and the sample surface, and at the same time dissociates some water molecular into OH^- and H^+ (or H_3O^+) adsorbates. During the writing process, the positively (negatively) biased tip will remove some of the OH^- (H^+ or H_3O^+) adsorbates, leaving the surface with excess positive (negative) charges [8].

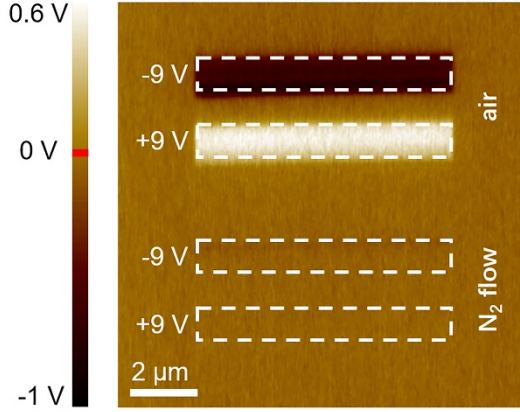


FIG. 2. KPFM surface potential image of a LAO(10 nm)/KTO sample that has been written with $V_{\text{tip}} = \pm 9$ V in both air and N_2 flow. The dashed rectangles indicate the written areas.

Control the interface conduction of LAO/KTO at room temperature

From a simple electrostatic consideration, to satisfy charge neutrality, the accumulation of negative (positive) surface charges will deplete (accumulate) interface electrons, which will in turn decrease (increase) the interface conduction. In the following we show that the charges written on the surface of LAO/KTO can indeed modulate the interface conduction hugely. In order to enable more quantitative measurements of sheet resistance R_{sheet} and sheet carrier density n_{sheet} , we fabricated a LAO(10 nm)/KTO sample into a standard Hall-bar configuration [24] (see a photograph of the device in Fig. S2). As schemed in the inset of Fig. 3(a), we wrote surface charges on the central area containing the active conduction bridge, and then measured the transport properties using the electrodes as indicated. We found that the tuning effect of the conduction is non-volatile (with no V_{tip} applied during measurements) and depends on the sign and magnitude of the applied V_{tip} . Roughly speaking, it is relatively easier to tune the interface to a more insulating state by applying a negative V_{tip} rather than to tune the interface to a more conducting state by applying a positive V_{tip} . A $V_{\text{tip}} = -12$ V writing can fully suppress the room-temperature conduction to an unmeasurably tiny value, and a following $V_{\text{tip}} \geq +13$ V writing was typically needed to recover the conduction to a measurable value.

The tuned conduction is very stable. We have prepared the device into a high and low resistance states and found that both of them decayed only slightly, in ambient condition, in a time of ~ 20 hours (Fig. 3(a)). The tuning is reversible. By writing using V_{tip} alternately with -13 V and +15 V, we could reversibly switch R_{sheet} between an

unmeasurably large value $>2.8 \times 10^7 \Omega/\text{sq}$ and $\sim 2 \times 10^4 \Omega/\text{sq}$ (Fig. 3(b)). These non-volatile, stable, and reversible tunings of interface conduction are in excellent agreement with the behaviors of surface charges as characterized by KPFM (Fig. 1), confirming their close correlations. Furthermore, given the fact that the n_{sheet} of the unwritten LAO/KTO samples is $\sim 5\text{-}10 \times 10^{13} \text{ cm}^{-2}$ [18,21], the ability to fully exhaust n_{sheet} (become highly insulating) revealing that the tuning ability of surface charges is indeed huge.

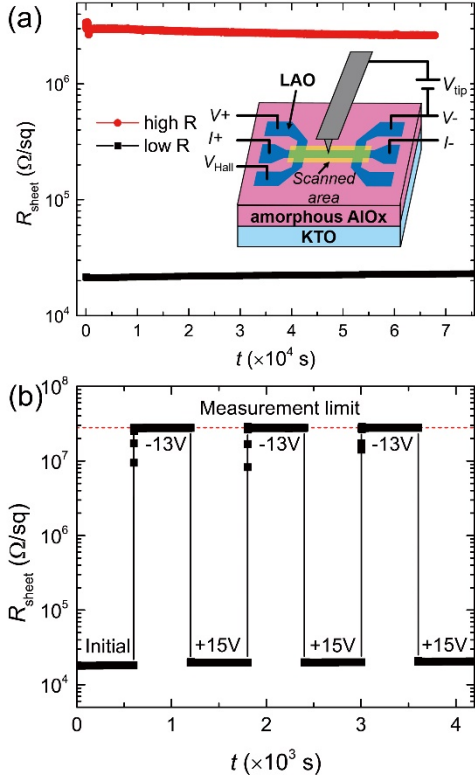


FIG. 3. Control the conduction of a LAO(10 nm)/KTO Hall-bar device. (a) Sheet resistance R_{sheet} as a function of time for the device in a high-resistance state (high R) and in a low-resistance state (low R). Both states were stable and decayed only slightly after ~ 20 hours. Here the “high R” was prepared by scanning the device with $V_{\text{tip}} = -12 \text{ V}$ first, which set R_{sheet} to an unmeasurably large value, and then with $V_{\text{tip}} = +13 \text{ V}$ to recover some conduction; the “low R” was prepared by scanning the device with $V_{\text{tip}} = +15 \text{ V}$. The inset shows a schematic view of writings and measurements of the Hall-bar device. The amorphous AlO_x was used as a hard mask and the active LAO/KTO was confined within the Hall-bar area. Note that all the measurements were performed after (not during) writings. (b) By applying V_{tip} alternately with -13 V and $+15 \text{ V}$, we could reversibly switch R_{sheet} between an unmeasurable value $>2.8 \times 10^7 \Omega/\text{sq}$ and $\sim 2 \times 10^4 \Omega/\text{sq}$. The dashed line indicates the measurement limit. In both (a) and (b) the measurements were performed in air, at room temperature, and in four-point configurations.

Control superconductivity

Finally, we demonstrate our control of superconductivity of LAO/KTO using surface charge writing. It has been a long-standing challenge to control superconductivity electrostatically because the n_{sheet} of most superconducting systems is larger than the

tuning ability of the conventional electrical field effect [25]. Up to now, there are only handful systems, such as LAO/STO [26] and magic-angle graphene superlattices [27], which can be controlled in a sense like a conventional field effect transistor. For LAO/KTO, in a previous work [18] we have demonstrated a successful control of its superconductivity by applying an external electric field. Surprisingly, in that control, the interplay of disorders and carriers, rather than n_{sheet} , played a crucial role [18]. Here, the huge tuning ability resulting from the cAFM tip-induced surface charges provides us a new way to control the superconductivity of LAO/KTO.

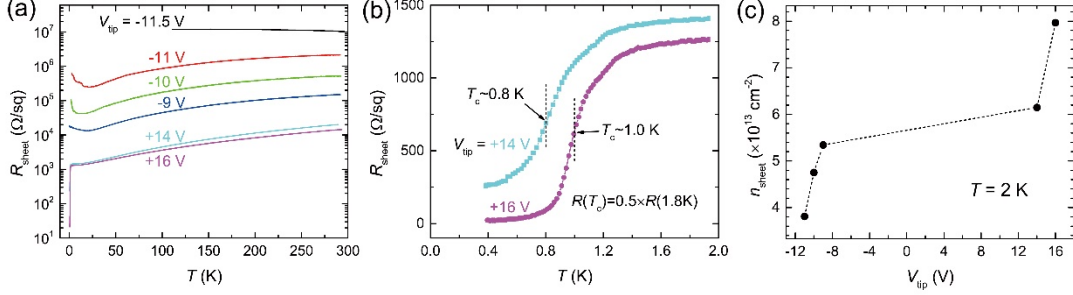


FIG. 4. Tunable transport properties in low temperatures. (a) The R_{sheet} as a function of temperature for the LAO/KTO Hall-bar device scanned with different V_{tip} s. Before tuning, the device was in “high R” (see Fig. 3(a)). The data were measured one-by-one after subsequently scanning the device with $V_{\text{tip}} = +14$ V, -9 V, $+16$ V, -10 V, -11 V, and -11.5 V. A $R_{\text{sheet}}(T)$ curve of a typical unwritten LAO/KTO sample is shown in Fig. S3 for comparison. (b) A close view of the two $R_{\text{sheet}}(T)$ curves that exhibit superconductivity. (c) The sheet carrier density n_{sheet} measured at 2 K for different V_{tip} s.

In Fig. 4 we studied the low-temperature transport properties of the LAO/KTO Hall-bar device after it experienced charge writings with different V_{tip} s. To better demonstrate the creation and suppression of superconductivity, at the very beginning we set the device to a high-resistance state (see Fig. 3(a)), in which the device was too insulating to be measured in low temperatures. A following $V_{\text{tip}} = +14$ V writing changed the device into a low-resistance state of a room-temperature $R_{\text{sheet}} \sim 2 \times 10^4$ Ω/sq. This time the device exhibited a metallic behavior down to ~ 2 K, where a superconducting transition occurred (Fig. 4(a)). The mid-point T_c was ~ 0.8 K (Fig. 4(b)). A following $V_{\text{tip}} = -9$ V writing fully suppressed the superconductivity and increased the overall $R_{\text{sheet}}(T)$ by about one order of magnitude (Fig. 4(a)). A further following $V_{\text{tip}} = +16$ V writing recovered the device into a superconducting state again, with a slightly enhanced $T_c \sim 1.0$ K (Figs. 4(a) and 4(b)). The subsequent writings with $V_{\text{tip}} = -10$ V, -11 V and -11.5 V suppressed the superconductivity and increased R_{sheet} gradually until an unmeasurably large value (Fig. 4(a)). This set of experiments unambiguously demonstrated that the superconductivity, as well as the overall conduction, of LAO/KTO can be efficiently controlled by the surface charge writing using cAFM tip.

To quantitatively evaluate the tuning ability of surface charges on n_{sheet} , we performed Hall-effect measurements immediately after the respective $R_{\text{sheet}}(T)$ measurements, on the device at 2 K. As shown in Fig. 4(c), in the measurable range the n_{sheet} varied from ~ 3.8 to $\sim 8.0 \times 10^{13}$ cm $^{-2}$. Note that here the $\sim 3.8 \times 10^{13}$ cm $^{-2}$ is not the lower bound of

n_{sheet} . It was simply because we could not make a reliable Hall-effect measurement when the channel resistance was too large due to a low n_{sheet} . The real lower bound of n_{sheet} should be zero when the device was in a highly insulating state. Thus, the tuning ability of n_{sheet} is at least up to $\sim 8.0 \times 10^{13} \text{ cm}^{-2}$.

In summary, we have demonstrated for the first time a non-volatile control of conduction and superconductivity at LAO/KTO interface by locally writing surface charges. The non-volatile characteristic is reminiscent of ferroelectric field-effect devices. However, unlike the ferroelectric polarization, the charge writing-induced resistive states, which depend on V_{tips} , can be varied in a wide range by designing. Compared with LAO/STO [28], LAO/KTO has a higher T_c and a stronger spin-orbit coupling effect [22,29–33], and in principle can work as a more friendly platform for rewritable superconducting electronic devices in which the superconducting, normal, and insulating components are realized by locally defining in the same material.

Acknowledgements

This work was supported by the National Natural Science Foundation of China (11934016, 12074334), the National Key Research and Development Program of China (2017YFA0303002), the Key R&D Program of Zhejiang Province, China (2020C01019, 2021C01002), and the Fundamental Research Funds for the Central Universities of China.

References

- [1] C. H. Ahn, K. M. Rabe, and J. M. Triscone, *Science* **303**, 488 (2004).
- [2] V. T. Tra, J. W. Chen, P. C. Huang, B. C. Huang, Y. Cao, C. H. Yeh, H. J. Liu, E. A. Eliseev, A. N. Morozovska, J. Y. Lin, Y. C. Chen, M. W. Chu, P. W. Chiu, Y. P. Chiu, L. Q. Chen, C. L. Wu, and Y. H. Chu, *Adv. Mater.* **25**, 3357 (2013).
- [3] C. H. Ahn, T. Tybell, L. Antognazza, K. Char, R. H. Hammond, M. R. Beasley, Fischer, and J. M. Triscone, *Science* **276**, 1100 (1997).
- [4] K. S. Takahashi, M. Gabay, D. Jaccard, K. Shibuya, T. Ohnishi, M. Lippmaa, and J. M. Triscone, *Nature* **441**, 195 (2006).
- [5] A. Crassous, R. Bernard, S. Fusil, K. Bouzehouane, D. Le Bourdais, S. Enouz-Vedrenne, J. Briatico, M. Bibes, A. Barthélemy, and J. E. Villegas, *Phys. Rev. Lett.* **107**, 247002 (2011).
- [6] C. Cen, S. Thiel, G. Hammerl, C. W. Schneider, K. E. Andersen, C. S. Hellberg, J. Mannhart, and J. Levy, *Nat. Mater.* **7**, 298 (2008).
- [7] Y. Xie, C. Bell, T. Yajima, Y. Hikita, and H. Y. Hwang, *Nano Lett.* **10**, 2588 (2010).
- [8] F. Bi, D. F. Bogorin, C. Cen, C. W. Bark, J.-W. Park, C. Eom, and J. Levy,

- Appl. Phys. Lett. **97**, 173110 (2010).
- [9] Y. Xie, C. Bell, Y. Hikita, and H. Y. Hwang, *Adv. Mater.* **23**, 1744 (2011).
- [10] Y. Xie, C. Bell, Y. Hikita, S. Harashima, and H. Y. Hwang, *Adv. Mater.* **25**, 4735 (2013).
- [11] C. Cen, S. Thiel, J. Mannhart, and J. Levy, *Science* **323**, 1026 (2009).
- [12] P. Irvin, Y. Ma, D. F. Bogorin, C. Cen, C. W. Bark, C. M. Folkman, C. Eom, and J. Levy, *Nat. Photonics* **4**, 849 (2010).
- [13] G. Cheng, P. F. Siles, F. Bi, C. Cen, D. F. Bogorin, C. W. Bark, C. M. Folkman, J. Park, C. Eom, G. Medeiros-ribeiro, and J. Levy, *Nat. Nanotechnol.* **6**, 343 (2011).
- [14] G. Cheng, M. Tomczyk, S. Lu, J. P. Veazey, M. Huang, P. Irvin, S. Ryu, H. Lee, C. Eom, C. S. Hellberg, and J. Levy, *Nature* **521**, 196 (2015).
- [15] M. Briggeman, M. Tomczyk, B. Tian, H. Lee, J. W. Lee, Y. He, A. Tylan-Tyler, M. Huang, C. B. Eom, D. Pekker, R. S. K. Mong, P. Irvin, and J. Levy, *Science* **367**, 769 (2020).
- [16] M. Briggeman, H. Lee, J. W. Lee, K. Eom, F. Damanet, E. Mansfield, J. Li, M. Huang, A. J. Daley, C. B. Eom, P. Irvin, and J. Levy, *Nat. Phys.* **17**, 782 (2021).
- [17] C. Liu, X. Yan, D. Jin, Y. Ma, H.-W. Hsiao, Y. Lin, T. M. Bretz-Sullivan, X. Zhou, J. Pearson, B. Fisher, J. S. Jiang, W. Han, J.-M. Zuo, J. Wen, D. D. Fong, J. Sun, H. Zhou, and A. Bhattacharya, *Science* **371**, 716 (2021).
- [18] Z. Chen, Y. Liu, H. Zhang, Z. Liu, H. Tian, Y. Sun, M. Zhang, Y. Zhou, J. Sun, and Y. Xie, *Science* **372**, 721 (2021).
- [19] Z. Chen, Z. Liu, Y. Sun, X. Chen, Y. Liu, H. Zhang, H. Li, M. Zhang, S. Hong, T. Ren, C. Zhang, H. Tian, Y. Zhou, J. Sun, and Y. Xie, *Phys. Rev. Lett.* **126**, 026802 (2021).
- [20] Y. Ma, J. Niu, W. Xing, Y. Yao, R. Cai, J. Sun, X. C. Xie, X. Lin, and W. Han, *Chinese Phys. Lett.* **37**, 117401 (2020).
- [21] Y. Sun, Y. Liu, S. Hong, Z. Chen, M. Zhang, and Y. Xie, *Phys Rev Lett.* **127**, 086804 (2021).
- [22] A. C. Liu, X. Yan, D. Jin, Y. Ma, H. Hsiao, Y. Lin, T. M. Bretz-sullivan, X. Zhou, J. Pearson, B. Fisher, and J. Samuel, *J. Club Condens. Matter Phys.* DOI: 10.36471/JCCM_May_2021_01 (2021).
- [23] C. H. Ahn, S. Gariglio, P. Paruch, T. Tybell, L. Antognazza, and J.-M. Triscone, *Science* **284**, 1152 (1999).
- [24] See Supplemental Material for materials and methods and Figs. S1-S3.

- [25] C. H. Ahn, J.-M. Triscone, and J. Mannhart, *Nature* **424**, 1015 (2003).
- [26] A. D. Caviglia, S. Gariglio, N. Reyren, D. Jaccard, T. Schneider, M. Gabay, S. Thiel, G. Hammerl, J. Mannhart, and J.-M. Triscone, *Nature* **456**, 624 (2008).
- [27] Y. Cao, V. Fatemi, S. Fang, K. Watanabe, T. Taniguchi, E. Kaxiras, and P. Jarillo-Herrero, *Nature* **556**, 43 (2018).
- [28] N. Reyren, S. Thiel, A. D. Caviglia, L. Fitting Kourkoutis, G. Hammerl, C. Richter, C. W. Schneider, T. Kopp, A. S. Rüetschi, D. Jaccard, M. Gabay, D. A. Muller, J. M. Triscone, and J. Mannhart, *Science* **317**, 1196 (2007).
- [29] P. D. C. King, R. H. He, T. Eknapakul, P. Buaphet, S. K. Mo, Y. Kaneko, S. Harashima, Y. Hikita, M. S. Bahramy, C. Bell, Z. Hussain, Y. Tokura, Z. X. Shen, H. Y. Hwang, F. Baumberger, and W. Meevasana, *Phys. Rev. Lett.* **108**, 117602 (2012).
- [30] F. Y. Bruno, S. McKeown Walker, S. Riccò, A. de la Torre, Z. Wang, A. Tamai, T. K. Kim, M. Hoesch, M. S. Bahramy, and F. Baumberger, *Adv. Electron. Mater.* **5**, 1800860 (2019).
- [31] S. K. Ojha, S. K. Gogoi, P. Mandal, S. D. Kaushik, J. W. Freeland, M. Jain, and S. Middey, *Phys. Rev. B* **103**, 085120 (2021).
- [32] C. Bareille, F. Fortuna, T. C. Rödel, F. Bertran, M. Gabay, O. H. Cubelos, A. Taleb-Ibrahimi, P. Le Fèvre, M. Bibes, A. Barthélémy, T. Maroutian, P. Lecoeur, M. J. Rozenberg, and A. F. Santander-Syro, *Sci. Rep.* **4**, 3586 (2014).
- [33] N. Wadehra, R. Tomar, R. M. Varma, R. K. Gopal, Y. Singh, S. Dattagupta, and S. Chakraverty, *Nat. Commun.* **11**, 874 (2020).