

# On Deciding Feature Membership in Explanations of SDD & Related Classifiers

Xuanxiang Huang<sup>1</sup>, Joao Marques-Silva<sup>2</sup>

<sup>1</sup>University of Toulouse, France

<sup>2</sup>IRIT, CNRS, Toulouse, France

xuanxiang.huang@univ-toulouse.fr, joao.marques-silva@irit.fr

## Abstract

When reasoning about explanations of machine Learning (ML) classifiers, a pertinent query is to decide whether some sensitive features can serve for explaining a given prediction. Recent work showed that the feature membership problem (FMP) is hard for  $\Sigma_2^P$  for a broad class of classifiers. In contrast, this paper shows that for a number of families of classifiers, FMP is in NP. Concretely, the paper proves that any classifier for which an explanation can be computed in polynomial time, then deciding feature membership in an explanation can be decided with one NP oracle call. The paper then proposes propositional encodings for classifiers represented with Sentential Decision Diagrams (SDDs) and for other related propositional languages. The experimental results confirm the practical efficiency of the proposed approach.

## 1 Introduction

There is a growing interest in eXplainable Artificial Intelligence (XAI) (Guidotti et al. 2019; Xu et al. 2019). This interest is explained in part by the ongoing advances in Machine Learning (ML) and the resulting uses of ML in settings that impact humans, including high-risk and safety-critical applications (EU 2021). However, XAI finds other important uses (Weld and Bansal 2019). XAI can serve for diagnosing systems that exploit ML. XAI can be used to train human operators so that they learn from ML-enabled systems. Most importantly, XAI offers a general instrument for building trust in the use of systems of ML.

Most of past work on XAI involves so-called model-agnostic approaches. Model-agnostic XAI offers a practical solution for explaining complex ML models, and has been deployed in a number of relevant applications<sup>1</sup>. However, model-agnostic XAI offers no guarantees of rigor, and can even (and often) produce unsound explanations (Ignatiev 2020). Thus, the use of model-agnostic XAI solutions in high-risk and safety-critical applications is ill-advised, as the lack of rigor could induce human decision makers in error. Recent years have seen the inception of formal approaches to XAI (FXAI) (Shih, Choi, and Darwiche 2018; Ignatiev, Narodytska, and Marques-Silva 2019; Darwiche and Hirth 2020). FXAI offers the strongest guarantees of rigor, since reasoning is in most cases model-precise, i.e. the

actual ML model is accounted for when reasoning about explanations, and so explanations are rigorous with respect to the (logic) representation of the ML model.

Besides the computation of formal explanations, FXAI can answer a number of additional queries (Audemard, Koricke, and Marquis 2020; Huang et al. 2021b). Concretely, this paper studies the problem of deciding whether a feature can occur in some explanation of a given prediction for an ML classifier. In some practical uses of an ML classifier, it may be critical to decide whether a sensitive feature can be used in some explanation. For example, for a bank loan application, it would be troubling if a feature like gender, age, or ethnic origin might serve to explain a decision on a bank loan. Recent work (Huang et al. 2021b) proved that, for classifiers represented as DNF (disjunctive normal form) formulas, feature membership is hard for  $\Sigma_2^P$ . Thus, deciding feature membership should in general be at least as hard as solving a quantified boolean formula with two levels of quantifiers. However, it was also shown (Huang et al. 2021b) that FMP can be decided in polynomial time in the case of decision trees (DTs), and that the problem is in NP for the case of classifiers that can be represented with explanation graphs (XpG's).

The gap in the computational complexity of FMP between DNF formulas and DTs (and also XpG's) suggests that, for classifiers represented with specific propositional languages, the complexity of FMP could be simpler than that of DNF formulas. This paper proves that this is indeed the case. The paper starts by proving a more general result, namely that for any classifier for which one explanation can be computed in polynomial time, then FMP is in NP (and so FMP can be decided with an oracle for NP). The proof of this result offers a general approach for solving FMP, which entails devising propositional encodings for the target classifiers. However, the general approach can require large propositional encodings, which Boolean satisfiability (SAT) reasoners may be unable to solve efficiently. As a result, the paper refines the general result, proposing an alternative simpler approach for deciding FMP. As demonstrated by the experiments, the proposed refined approach yields much more compact encodings, which in turn enables SAT solvers to efficiently decide FMP for different families of classifiers. Furthermore, the paper details how the proposed approach can be instantiated for two concrete families of classifiers, namely those represented with Sentential Decision Diagrams (SDDs) (Darwiche

<sup>1</sup>E.g. <https://cloud.google.com/explainable-ai>.

2011), but also those for which the problem of computing one explanation can be represented with an explanation graph (XpG’s) (Huang et al. 2021b). The experimental results confirm that FMP can be decided for large SDDs (and also large XpG’s) for classification problems with a large number of features.

## 2 Preliminaries

**Classification problems.** This paper considers classification problems, which are defined on a set of features (or attributes)  $\mathcal{F} = \{1, \dots, m\}$  and a set of classes  $\mathcal{K} = \{c_1, c_2, \dots, c_K\}$ . Each feature  $i \in \mathcal{F}$  takes values from a domain  $\mathbb{D}_i$ . In this paper, and unless otherwise indicate, the domains and classes are assumed to be boolean, i.e.  $\mathbb{B} = \{0, 1\}$  and  $\mathcal{K} = \{0, 1\}$ . (It will also be convenient to allow  $\mathcal{K} = \{\perp, \top\}$  for propositional languages.) Feature space is defined as  $\mathbb{F} = \mathbb{D}_1 \times \mathbb{D}_2 \times \dots \times \mathbb{D}_m = \mathbb{B}^m$ ; The notation  $\mathbf{x} = (x_1, \dots, x_m)$  denotes an arbitrary point in feature space, where each  $x_i$  is a variable taking values from  $\mathbb{D}_i$ . The set of variables associated with features is  $X = \{x_1, \dots, x_m\}$ . Moreover, the notation  $\mathbf{v} = (v_1, \dots, v_m)$  represents a specific point in feature space, where each  $v_i$  is a constant representing one concrete value from  $\mathbb{D}_i$ . An ML classifier  $\mathbb{C}$  is characterized by a (non-constant) *classification function*  $\kappa$  that maps feature space  $\mathbb{F}$  into the set of classes  $\mathcal{K}$ , i.e.  $\kappa : \mathbb{F} \rightarrow \mathcal{K}$ . An *instance* denotes a pair  $(\mathbf{v}, c)$ , where  $\mathbf{v} \in \mathbb{F}$  and  $c \in \mathcal{K}$ , with  $c = \kappa(\mathbf{v})$ .

**Formal explanations.** In contrast with well-known model-agnostic explanation approaches (Ribeiro, Singh, and Guestrin 2016; Lundberg and Lee 2017; Ribeiro, Singh, and Guestrin 2018; Guidotti et al. 2019), formal explanations are rigorously defined in terms of the function computed by the classifier. Prime implicant (PI) explanations (Shih, Choi, and Darwiche 2018) denote a minimal set of literals (relating a feature value  $x_i$  and a constant  $v_i \in \mathbb{D}_i$ ) that are sufficient for the prediction. PI-explanations are related with abduction, and so are also referred to as abductive explanations (AXp) (Ignatiev, Narodytska, and Marques-Silva 2019). More recently, PI-explanations have been studied in terms of their computational complexity (Barceló et al. 2020; Audemard et al. 2021). Additional examples of recent work on formal explanation includes (Wäldchen et al. 2021; Malfa et al. 2021; Boumazouza et al. 2021; Blanc, Lange, and Tan 2021).

Formally, given  $\mathbf{v} = (v_1, \dots, v_m) \in \mathbb{F}$ , with  $\kappa(\mathbf{v}) = c$ , an AXp is any minimal subset  $\mathcal{X} \subseteq \mathcal{F}$  such that,

$$\forall(\mathbf{x} \in \mathbb{F}). \left[ \bigwedge_{i \in \mathcal{X}} (x_i = v_i) \right] \rightarrow (\kappa(\mathbf{x}) = c) \quad (1)$$

i.e. if the features in  $\mathcal{X}$  is sufficient for the predictions when these take the values dictated by  $\mathbf{v}$ , and  $\mathcal{X}$  is irreducible. AXp’s can be viewed as answering a ‘Why?’ question, i.e. why is some prediction made given some point in feature space. Besides, any subset  $\mathcal{X}' \subseteq \mathcal{F}$  satisfying (1) is called a *weak AXp* (WeakAXp). In other words, an AXp is a *subset-minimal* or irreducible WeakAXp. Given a set  $\mathcal{X} \subseteq \mathcal{F}$ , the predicate  $\text{WeakAXp}(\mathcal{X})$  is true iff  $\mathcal{X}$  is a weak

AXp<sup>2</sup>. Similarly,  $\text{AXp}(\mathcal{X})$  is true iff  $\mathcal{X}$  is a subset-minimal WeakAXp. A different view of explanations is a contrastive explanation (Miller 2019), which answers a ‘Why Not?’ question, i.e. which features can be changed to change the prediction. A formal definition of contrastive explanation is proposed in recent work (Ignatiev et al. 2020). Given  $\mathbf{v} = (v_1, \dots, v_m) \in \mathbb{F}$  with  $\kappa(\mathbf{v}) = c$ , a contrastive explanation (CXp) is any minimal set  $\mathcal{Y} \subseteq \mathcal{F}$  such that,

$$\exists(\mathbf{x} \in \mathbb{F}). \bigwedge_{j \in \mathcal{Y}} (x_j = v_j) \wedge (\kappa(\mathbf{x}) \neq c) \quad (2)$$

Likewise, any  $\mathcal{Y}' \subseteq \mathcal{F}$  satisfying (2) is called *weak CXp* (WeakCXp). Given a set  $\mathcal{Y} \subseteq \mathcal{F}$ , the predicate  $\text{WeakCXp}(\mathcal{Y})$  is true iff  $\mathcal{Y}$  is a weak CXp. Similarly,  $\text{CXp}(\mathcal{Y})$  is true iff  $\mathcal{Y}$  is a subset-minimal WeakCXp. A consequence of the definition of  $\text{WeakAXp}(\mathcal{X})$  and  $\text{WeakCXp}(\mathcal{Y})$  is that these predicates are monotone:

**Proposition 1.** *If  $\text{WeakAXp}(\mathcal{X})$  (resp.  $\text{WeakCXp}(\mathcal{Y})$ ) holds for  $\mathcal{X} \subseteq \mathcal{F}$  (resp.  $\mathcal{Y} \subseteq \mathcal{F}$ ), then  $\text{WeakAXp}(\mathcal{X}')$  (resp.  $\text{WeakCXp}(\mathcal{Y}')$ ) also holds for any  $\mathcal{X} \subseteq \mathcal{X}' \subseteq \mathcal{F}$  (resp.  $\mathcal{Y} \subseteq \mathcal{Y}' \subseteq \mathcal{F}$ ).*

Building on the results of R. Reiter in model-based diagnosis (Reiter 1987), (Ignatiev et al. 2020) proves a minimal hitting set (MHS) duality relation between AXps and CXps, i.e. AXps are MHSes of CXps and vice-versa.

**SDD classifiers.** SDDs represent a well-known propositional language (Darwiche 2011; den Broeck and Darwiche 2015) that support efficient operations for building and manipulating Boolean functions. Similar to other circuit-based representations, e.g. binary decision diagrams (BDDs) or decision graphs (Huang et al. 2021b), SDDs can be used as binary classifiers (Huang et al. 2022; Huang et al. 2021a). SDDs are based on a decomposition type (Darwiche 2011) called *partitions* which can decompose a Boolean function as  $(p_1 \wedge q_1) \vee \dots \vee (p_n \wedge q_n)$ , where each  $p_i$  is called a *prime* and each  $q_i$  is called a *sub*. The *primes* are mutually exclusive, exhaustive and non-false. What’s more, the process of decomposition is governed by a variable tree (*vtree*) (Darwiche 2011).

As depicted in Figure 1a, an SDD is a directed acyclic graph (DAG) defined on  $\mathbb{B}^m$ . Each circled node with outgoing edges is a *decision node* and represents the disjunction of its children. Each paired-box node is an *element* and represents the conjunction of the two boxes. The left (resp. right) box represents the prime (resp. sub). A box either contains a *terminal SDD* (i.e.  $\top$ ,  $\perp$  or a literal) or a link to a decision node. Figure 1b shows a *balanced* vtree, where each leaf is a feature/variable.

**Queries and transformations.** In this paper, we only consider a number of queries and transformations that are supported by SDDs; these are the query **CO** (polytime consistency check), and the transformations **CD** (polytime con-

<sup>2</sup>With a mild abuse of notation we use the symbols WeakAXp and AXp to also denote predicates defined on sets of features, representing the condition of a set denoting, respectively, a WeakAXp or a AXp. We will apply the same rationale for other definitions.

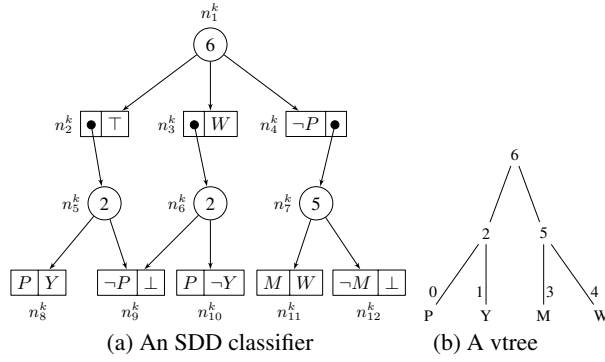


Figure 1: SDD representation for a binary classification function  $\kappa(P, Y, M, W) = (Y \wedge P) \vee (P \wedge W) \vee (W \wedge M)$ , given a vtree.

ditioning)<sup>3</sup> and  $\neg C$  (polytime negation). Let  $L$  denotes a propositional language and  $\rho$  denotes a term (i.e. conjunction of literals), we have the following standard definitions.

**Definition 1** (Conditioning (Darwiche and Marquis 2002)). *Let  $\Phi$  represent a propositional formula and let  $\rho$  denote a consistent term. The conditioning of  $\Phi$  on  $\rho$ , i.e.  $\Phi|_{\rho}$ , is the formula obtained by replacing each variable  $x_i$  by  $\top$  (resp.  $\perp$ ) if  $x_i$  (resp.  $\neg x_i$ ) is a positive (resp. negative) literal of  $\rho$ .*

**Definition 2** (Queries & transformations (Darwiche and Marquis 2002)). *The following queries and transformations are used throughout with respect to a propositional language  $L$ :*

- $L$  satisfies **CO** iff there exists a polytime algorithm that maps every formula  $\Phi$  from  $L$  to 1 if  $\Phi$  is consistent, and to 0 otherwise.
- $L$  satisfies **CD** iff there exists a polytime algorithm that maps every formula  $\Phi$  from  $L$  and every consistent term  $\rho$  into a formula from  $L$  that is logically equivalent to  $\Phi|_{\rho}$ .
- $L$  satisfies  **$\neg C$**  iff there exists a polytime algorithm that maps every formula  $\Phi$  from  $L$  to a formula of  $L$  that is logically equivalent to  $\neg\Phi$ .

**Related classifiers & XpGs.** Apart from SDDs, we also consider other graph-based classifiers, for which the computation of one explanation can be represented with explanation graphs (XpG's) (Huang et al. 2021b) (and references therein). Concrete examples include Decision Trees (DTs) (Quinlan 1986), Ordered Binary Decision Diagrams (OBDDs) (Bryant 1986), Ordered Multi-Valued Decision Diagrams (OMDDs) (Kam and Brayton 1990) and Decision Graphs (DGs) (Oliver 1992). (For DTs, DGs and OMDDs both the domains of features and the set of classes may not be boolean.) We include below a brief overview XpG's (Huang et al. 2021b).

**Definition 3** (Explanation Graph (XpG)). *An XpG is a 5-tuple  $\mathcal{D} = (G_{\mathcal{D}}, S, v, \alpha_V, \alpha_E)$ , where:*

1.  $G_{\mathcal{D}} = (V_{\mathcal{D}}, E_{\mathcal{D}})$  is a labeled DAG, such that:
  - $V_{\mathcal{D}} = T_{\mathcal{D}} \cup N_{\mathcal{D}}$  is the set of nodes, partitioned into the terminal nodes  $T_{\mathcal{D}}$  (with  $\deg^+(q) = 0$ ,  $q \in T_{\mathcal{D}}$ )

<sup>3</sup>Note that canonical SDDs don't support polytime conditioning (den Broeck and Darwiche 2015).

and the non-terminal nodes  $N_{\mathcal{D}}$  (with  $\deg^+(p) > 0$ ,  $p \in N_{\mathcal{D}}$ );

- $E_{\mathcal{D}} \subseteq V_{\mathcal{D}} \times V_{\mathcal{D}}$  is the set of (directed) edges.
- $G_{\mathcal{D}}$  is such that there is a single node with indegree equal to 0, i.e. the root (or source) node.

2.  $S = \{s_1, \dots, s_m\}$  is a set of variables;
3.  $v : N_{\mathcal{D}} \rightarrow S$  is a total function mapping each non-terminal node to one variable in  $S$ .
4.  $\alpha_V : V_{\mathcal{D}} \rightarrow \{0, 1\}$  labels nodes with one of two values. ( $\alpha_V$  is required to be defined only for terminal nodes.)
5.  $\alpha_E : E_{\mathcal{D}} \rightarrow \{0, 1\}$  labels edges with one of two values.

In addition, an XpG  $\mathcal{D}$  must respect the following properties:

- i. For each non-terminal node, there is at most one outgoing edge labeled 1; all other outgoing edges are labeled 0.
- ii. There is exactly one terminal node  $t \in T$  labeled 1 that can be reached from the root node with (at least) one path of edges labeled 1.

We refer to a *tree XpG* when the DAG associated with the XpG is a tree. Given a DAG  $\mathcal{G}$  representing a classifier  $\mathbb{C} \in \{\text{DTs, OBDDs, OMDDs, DGs}\}$ , and an instance  $(\mathbf{v}, c)$ , the (unique) mapping to an XpG is obtained as follows:

1. The same DAG is used.
2. Terminal nodes labeled  $c$  in  $\mathcal{G}$  are labeled 1 in  $\mathcal{D}$ . Terminal nodes labeled  $c' \neq c$  in  $\mathcal{G}$  are labeled 0 in  $\mathcal{D}$ .
3. A non-terminal node associated with feature  $i$  in  $\mathcal{G}$  is associated with  $s_i$  in  $\mathcal{D}$ .
4. Any edge labeled with a literal that is consistent with  $\mathbf{v}$  in  $\mathcal{G}$  is labeled 1 in  $\mathcal{D}$ . Any edge labeled with a literal that is not consistent with  $\mathbf{v}$  in  $\mathcal{G}$  is labeled 0 in  $\mathcal{D}$ .

Figure 2b shows an XpG mapped from an OBDD classifier (Figure 2a) and an instance.

**Evaluation of XpG's.** Given an XpG  $\mathcal{D}$ , let  $\mathbb{S} = \mathbb{B}^m$ , i.e. the set of possible assignments to the variables in  $S$ . The evaluation function of the XpG,  $\sigma_{\mathcal{D}} : \mathbb{S} \rightarrow \{0, 1\}$ , is based on the auxiliary *activation* function  $\varepsilon : \mathbb{S} \times V_{\mathcal{D}} \rightarrow \{0, 1\}$ . Moreover, for a point  $\mathbf{s} \in \mathbb{S}$ ,  $\sigma_{\mathcal{D}}$  and  $\varepsilon$  are defined as follows:

1. If  $j$  is the root node of  $G_{\mathcal{D}}$ , then  $\varepsilon(\mathbf{s}, j) = 1$ .
2. Let  $p \in \text{parent}(j)$  (i.e. a node can have multiple parents) and let  $s_i = v(p)$ .  $\varepsilon(\mathbf{s}, j) = 1$  iff  $\varepsilon(\mathbf{s}, p) = 1$  and either  $\alpha_E(p, j) = 1$  or  $s_i = 0$ , i.e.

$$\varepsilon(\mathbf{s}, j) \leftrightarrow \bigvee_{\substack{p \in \text{parent}(j) \\ \wedge \neg \alpha_E(p, j)}} (\varepsilon(\mathbf{s}, p) \wedge \neg s_i) \bigvee_{\substack{p \in \text{parent}(j) \\ \wedge \alpha_E(p, j)}} \varepsilon(\mathbf{s}, p) \quad (3)$$

3.  $\sigma_{\mathcal{D}}(\mathbf{s}) = 1$  iff for every terminal node  $j \in T_{\mathcal{D}}$ , with  $\alpha_V(j) = 0$ , it is also the case that  $\varepsilon(\mathbf{s}, j) = 0$ , i.e.

$$\sigma_{\mathcal{D}}(\mathbf{s}) \leftrightarrow \bigwedge_{j \in T_{\mathcal{D}} \wedge \neg \alpha_V(j)} \neg \varepsilon(\mathbf{s}, j) \quad (4)$$

Terminal nodes labeled 1 are irrelevant for defining  $\sigma_{\mathcal{D}}$ . Their existence is implicit (i.e. at least one terminal node with label 1 must exist and be reachable from the root when all the  $s_i$  variables take value 1), but the evaluation of  $\sigma_{\mathcal{D}}$  is oblivious to their existence. Furthermore, and as noted above, we must have  $\sigma_{\mathcal{D}}(1, \dots, 1) = 1$ . If the graph has some terminal node labeled 0, then  $\sigma_{\mathcal{D}}(0, \dots, 0) = 0$ . This implies that  $\sigma_{\mathcal{D}} = 1$  if the prediction of the original classifier remain unchanged, and  $\sigma_{\mathcal{D}} = 0$  if the prediction of the original classifier changed.

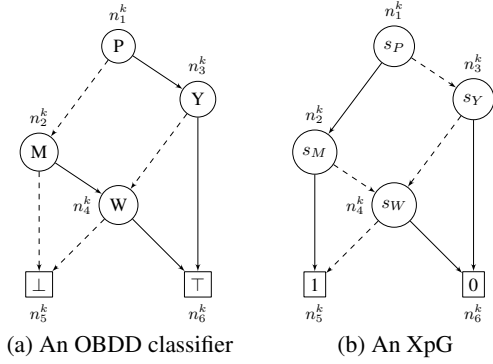


Figure 2: OBDD representation for  $\kappa(P, Y, M, W) = (Y \wedge P) \vee (P \wedge W) \vee (W \wedge M)$ , and its corresponding XpG given the instance  $Ella = \{Y, \neg P, W, \neg M\}$ . Edges corresponding to value 0 (resp. value 1) are indicated by dashed lines (resp. solid lines). Non-terminals are represented as circle nodes, terminal nodes are represented as boxes.

**Feature membership.** Let  $\mathbb{C}$  be a classifier defined on a set of features  $\mathcal{F}$ , a set of classes  $\mathcal{K}$ , with feature space  $\mathbb{F}$ , and computing function  $\kappa$ . The feature membership considered in this paper is adapted from earlier work (Huang et al. 2021b):

**Definition 4.** Given a classifier  $\mathbb{C}$ , an instance  $(\mathbf{v}, c)$  and a feature  $r \in \mathcal{F}$ , the feature membership problem (FMP) is to decide whether target feature  $t$  is included in some explanation of instance  $(\mathbf{v}, c)$ .

Previous work (Huang et al. 2021b) established that for a DNF classifier, FMP is  $\Sigma_2^P$ -hard, but that for DTs, FMP is in P. Moreover, (Huang et al. 2021b) proved that a target feature  $t$  is included in some of the AXps iff it is included in some of the CXps. As a result, in this paper, we will focus mainly of deciding FMP on some AXps. One additional result in (Huang et al. 2021b) is a proof that FMP for XpG’s is in NP.

**Example 1.** Throughout the paper, we consider a staff recruitment scenario as our running example. In this scenario, we have a binary classification function  $\kappa(P, Y, M, W) = (Y \wedge P) \vee (P \wedge W) \vee (W \wedge M)$ . Its input are four features: 1) *Young* is true if the age of an applicant is less than 24; 2) *ToP* is true if the applicant graduated from a top university. 3) *Male* is true if the applicant is male. 4) *Work* is true if the applicant has work experience. Its output is either  $\top$  (accept) or  $\perp$  (reject). Applicant  $Ella = \{Y, \neg P, W, \neg M\}$  get  $\perp$ . Figure 1a shows the SDD representation of this classification function. Figure 2a shows the OBDD representation of this classification function, and Figure 2b shows the XpG representation of this OBDD and this applicant  $Ella$ . To test if this classifier is biased on feature *Male*, we solve the query: is there an AXp containing feature *Male*.

### 3 Classifiers with FMP in NP

This section proves results that are used throughout. First, we prove that finding an AXp/CXp of an SDD classifier runs in polynomial time. Second, we prove that for any classifier for which computing one AXp/CXp runs in polynomial time, then deciding FMP is in NP.

#### 3.1 Finding one AXp and CXp for SDD Classifiers

We assume that the target binary classification functions are completely specified. This means that for any point in feature space, the classifier either predicts  $\top$  or  $\perp$ .

**Proposition 2.** Finding one AXp of a decision taken by a SDD  $\mathbb{C}$  is polynomial-time.

*Proof.* Let  $(\mathbf{v}, c)$  be such that  $c = \perp$ . Our goal is then to find a  $\mathcal{X}$  such that  $\kappa|_{[\bigwedge_{i \in \mathcal{X}} (x_i = v_i)]}$  is inconsistent with the features in  $\mathcal{X}$  fixed, but becomes consistent if any feature  $i$  is removed from  $\mathcal{X}$ . Since SDD satisfies **CD** and **CO**, then fixing feature  $i \in \mathcal{X}$  to the  $v_i$  (i.e. coordinate  $i$  of  $\mathbf{v}$ ) can be done in polynomial time, and checking the consistency of the  $\kappa|_{[\bigwedge_{i \in \mathcal{X}} (x_i = v_i)]}$  can also be done in polynomial time.

In the case of  $c = \top$ . Since SDD satisfies  $\neg\mathbf{C}$ , then we can construct a new SDD classifier  $\mathbb{C}'$  in polynomial time by using the negation operation. Then any instance classified as  $\top$  in the original classifier  $\mathbb{C}$  is classified as class  $\perp$  in the new classifier  $\mathbb{C}'$ . This means finding an AXp of an instance with prediction  $\top$  in the original classifier  $\mathbb{C}$  can be done in polynomial time in the new classifier  $\mathbb{C}'$ .  $\square$

**Proposition 3.** Finding one CXp of a decision taken by a SDD  $\mathbb{C}$  is polynomial-time.

Proposition 3 can be proved with the similar argument described in the proof of Proposition 2. But the difference is to find a  $\mathcal{Y}$  such that  $\kappa|_{[\bigwedge_{i \in \mathcal{F} \setminus \mathcal{Y}} (x_i = v_i)]}$  is consistent with the features in  $\mathcal{F} \setminus \mathcal{Y}$  fixed, but becomes inconsistent if any feature  $i \in \mathcal{Y}$  is added to  $\mathcal{F} \setminus \mathcal{Y}$ .

#### 3.2 Classifiers with Polynomial-Time Explanations

This section proves that, for several families of classifiers, FMP is in NP, and so can be decided with an NP oracle call. (In contrast with earlier work (Huang et al. 2021b), that includes a similar proof for XpG’s, our proof is independent of a concrete classifier, depending only on the fact that one explanation is computed in polynomial time.) Concretely, we prove that, if given  $\mathcal{X} \subseteq \mathcal{F}$ , deciding (1) (or (2)) is in P, then deciding FMP is in NP.

**Proposition 4.** Given a classifier for which (1) (or (2)) can be decided in polynomial time, then FMP is in NP.

*Proof.* We reason in terms of (1), but a similar argument could be used in the case of (2).

To prove that a set  $\mathcal{X}$  is an AXp, it suffices to prove that:

1.  $\text{WeakAXp}(\mathcal{X}) = \top$ ;
2.  $\forall i \in \mathcal{X}. \text{WeakAXp}(\mathcal{X} \setminus \{i\}) = \perp$ , that is,  $\mathcal{X}$  is subset-minimal.

Now, since by hypothesis, we can decide (1) in polynomial time, then we can decide whether any guessed set  $\mathcal{X}$  containing feature  $t$  is an AXp in polynomial-time, as follows. For step 1., check that  $\mathcal{X}$  is a WeakAXp. For step 2., iteratively check, for each feature  $i \in \mathcal{X}$ ,  $\mathcal{X} \setminus \{i\}$  is not a WeakAXp. Clearly, given  $\mathcal{X}$ , this procedure runs in polynomial time. Thus FMP is in NP.  $\square$

Given Proposition 4 (which offers an alternative proof to the result in (Huang et al. 2021b) for XpG’s), we need now to devise ways to exploit NP oracles for solving FMP. This is the topic of the next sections.

### 3.3 Deciding Membership Without Witnesses

As argued in the previous section, the proof of Proposition 4 offers a solution for solving FMP in the case computing AXp’s or CXp’s is in P. As shown later, for classifiers for which there exists a propositional encoding for deciding whether a set of features is a WeakAXp, one can use Proposition 4 to devise a propositional encoding for deciding FMP. However, a straightforward encoding of the approach outlined in Proposition 4 often requires large propositional formulas. These formulas must encode one copy of the classifier to decide whether a pick  $\mathcal{X}$  of the features is a WeakAXp, and then  $m$  copies (one for each feature) of the classifier to decide whether  $\mathcal{X}$  is indeed subset-minimal. Observe that, since the size of  $\mathcal{X}$  must be guessed, one must be prepared to check  $m$  features in the worst-case, and so the encoding must indeed account for  $m + 1$  copies of the classifier

In this section, we propose an approach that leads to drastically tighter encodings, premised on a simplification to the conditions proposed in the proof of Proposition 4. (The conditions of Proposition 4 were also considered in earlier work (Huang et al. 2021b) for a concrete family of classifiers.) Furthermore, one apparent downside of this alternative approach is that the picked set of features  $\mathcal{X}$  may not represent a witness AXp. However, we also show how a witness AXp can still be computed from  $\mathcal{X}$  in polynomial time.

The approach proposed in this section hinges on the following result:

**Proposition 5.** *Let  $\mathcal{X} \subseteq \mathcal{F}$  represent a pick of the features, such that,  $\text{WeakAXp}(\mathcal{X})$  holds and  $\text{WeakAXp}(\mathcal{X} \setminus \{t\})$  does not hold. Then, for any AXp  $\mathcal{Z} \subseteq \mathcal{X} \subseteq \mathcal{F}$ , it must be the case that  $t \in \mathcal{Z}$ .*

*Proof.* Let  $\mathcal{Z} \subseteq \mathcal{F}$  by any AXp such that  $\mathcal{Z} \subseteq \mathcal{X}$ . Clearly, by definition  $\text{WeakAXp}(\mathcal{Z})$  must hold. Moreover, from Proposition 1, it is also the case that  $\text{WeakAXp}(\mathcal{Z}')$  must hold, with  $\mathcal{Z}' = \mathcal{Z} \cup (\mathcal{X} \setminus (\mathcal{Z} \cup \{t\}))$ , since  $\mathcal{Z} \subseteq \mathcal{Z}' \subseteq \mathcal{F}$ . However, by hypothesis,  $\text{WeakAXp}(\mathcal{X} \setminus \{t\})$  does not hold; a contradiction.  $\square$

When compared with Proposition 4, Proposition 5 offers a simpler test to decide whether  $t$  is included in AXp, in that it suffices to guess a set  $\mathcal{X}$  which is a WeakAXp, and such that removing  $t$  will cause  $\mathcal{X} \setminus \{t\}$  not to be a WeakAXp. An apparent drawback of this simpler test to decide AXp membership is that the guessed set  $\mathcal{X}$  need *not* represent an AXp.

Nevertheless, we can use Proposition 5 to devise an efficient algorithm for producing a witness of  $t$  being included in some AXp. Let  $\mathcal{X} \subseteq \mathcal{F}$  be some guessed set which satisfies the conditions of Proposition 5. Because the working assumption is that the classifier is such that an AXp can be computed in polynomial-time, and since *any* AXp contained in  $\mathcal{X}$  must include  $t$ , then we can simply extract *any* AXp (in polynomial time) starting from set  $\mathcal{X}$  (which can be viewed as a seed in algorithms proposed in earlier work (Huang et al. 2021b; Huang et al. 2022)).

Since the witness AXp is computed in a second step, this approach is referred to as the *two-step method*, in contrast with the approach detailed in the proof of Proposition 4, which we refer to as the *one-step method*. As shown in Section 5, very significant performance gains can be obtained by using the two-step method.

## 4 SAT encodings of FMP for SDDs and XpGs

This section proposes solutions for deciding FMP in the case of SDDs and also in the case of XpG’s. The proposed propositional encoding follows the approach described in the proofs of Proposition 4 and Proposition 5.

**One-step method.** This approach is based on the proof of Proposition 4. The whole problem is encoded into  $m + 1$  replicas (where  $m = |\mathcal{F}|$ ), such that the 0-th replica asserts that there is a WeakAXp  $\mathcal{X}'$ , and each  $k$ -th replica asserts that if feature  $k$  is included in the candidate  $\mathcal{X}'$ , then  $k$  cannot be removed from  $\mathcal{X}'$ . Apparently, as  $m + 1$  replicas are required, this encoding is polynomial on the number of features and the size of the classifier’s representation. What’s more, it can be expected that for SDD/XpG with a large number of features and/or number of nodes, the size of resulting propositional encoding can be unmanageable, reaching the limits of the scalability of SAT solvers.

**Two-step method.** In this approach, we seek to identify a set of features  $\mathcal{X}'$  that is a WeakAXp and that contains the target feature  $t$ . More importantly, and given Proposition 5, it is also the case that such a set  $\mathcal{X}'$  ensures that  $t$  *must* be included in *any* AXp that is contained in  $\mathcal{X}'$ . Clearly, this can be achieved with only 0-th replica and  $t$ -th replica. The encoding is polynomial on the size of classifier’s representation, and in practice it scales better than the one-step method. After deciding whether there exists a WeakAXp  $\mathcal{X}'$  containing  $t$ , we can use any existing algorithm (Huang et al. 2021b; Huang et al. 2021a) for extracting one AXp starting from  $\mathcal{X}'$ .

### 4.1 Feature Membership for SDD’s

This section details, in the case of SDDs, the propositional encoding for deciding whether a subset  $\mathcal{X} \subseteq \mathcal{F}$  is a WeakAXp. Note that this encoding is not applicable to instances predicted to  $\top$ . To present the constraints included in this encoding, we need to introduce some auxiliary boolean variables and predicates.

1.  $s_i, 1 \leq i \leq m$ .  $s_i$  is a selector such that  $s_i = 1$  iff feature  $i$  is included in  $\mathcal{X}$ . Moreover, in the context of finding one AXp,  $s_i = 1$  also means that feature  $i$  must be fixed to its given value  $v_i$ , while  $s_i = 0$  means that feature  $i$  can take any value from its domain.
2.  $n_j^k, 1 \leq j \leq |\mathbb{C}|$  and  $0 \leq k \leq m$ .  $n_j^k$  is the indicator of a node  $j$  of SDD  $\mathbb{C}$  for replica  $k$ . The indicator for the root node of  $k$ -th replica is  $n_1^k$ . Moreover, the semantics of  $n_j^k$  is  $n_j^k = 1$  iff the sub-SDD rooted at node  $j$  in  $k$ -th replica is consistent, otherwise inconsistent.
3.  $\text{Terminal}(j) = 1$  if the node  $j$  is a terminal node.
4.  $\text{Element}(j) = 1$  if the node  $j$  is an element.
5.  $\text{Decision}(j) = 1$  if the node  $j$  is a decision node.

Table 1: Encoding for SDD to decide whether there exists an AXp that includes feature  $t$ 

General Conditions on Indices	Specific Conditions	Constraints	Fml #
$0 \leq k \leq m, 1 \leq i \leq m, 1 \leq j \leq  \mathcal{C} $	Terminal( $j$ ), Feat( $j, i$ ), Sat(Lit( $j$ ), $v_i$ )	$n_j^k$	(1.1)
	Terminal( $j$ ), Feat( $j, i$ ), $\neg$ Sat(Lit( $j$ ), $v_i$ ), $i = k$	$n_j^k$	(1.2)
	Terminal( $j$ ), Feat( $j, i$ ), $\neg$ Sat(Lit( $j$ ), $v_i$ ), $i \neq k$	$n_j^k \leftrightarrow \neg s_i$	(1.3)
	Decision( $j$ )	$n_j^k \leftrightarrow \bigvee_{l \in \text{children}(j)} n_l^k$	(1.4)
	Element( $j$ )	$n_j^k \leftrightarrow \bigwedge_{l \in \text{children}(j)} n_l^k$	(1.5)
	$\kappa(\mathbf{v}) = \perp$	$\neg n_1^0$	(1.6)
	$\kappa(\mathbf{v}) = \perp$	$s_i \leftrightarrow n_1^i$	(1.7)
		$s_t$	(1.8)

Table 2: Encoding for XpG to decide whether there exists an AXp that includes feature  $t$ 

General Conditions on Indices	Specific Conditions	Constraints	Fml #
$0 \leq k \leq m, 1 \leq i \leq m, 1 \leq j \leq  \mathcal{D} $	$\neg$ Terminal( $j$ ), $k = 0$	$n_j^0 \leftrightarrow \bigvee_{p \in \text{parent}(r)} (n_p^0 \wedge \neg s_i) \bigvee_{p \in \text{parent}(r)} n_p^0$ $\wedge \neg \alpha_E(p, j)$ $\wedge \alpha_E(p, j)$	(2.1)
	$\neg$ Terminal( $j$ ), $k > 0$	$n_j^k \leftrightarrow \bigvee_{p \in \text{parent}(r)} (n_p^k \wedge \neg s_i) \bigvee_{p \in \text{parent}(r)} n_p^k$ $\wedge \neg \alpha_E(p, j) \wedge i \neq k$ $\wedge (\alpha_E(p, j) \vee i = k)$	(2.2)
		$\sigma_{\mathcal{D}}^k \leftrightarrow \bigwedge_{j \in T_{\mathcal{D}} \wedge \neg \alpha_V(j)} \neg n_j^k$	(2.3)
		$n_1^k$	(2.4)
		$\sigma_{\mathcal{D}}^0$	(2.5)
		$s_i \leftrightarrow \neg \sigma_{\mathcal{D}}^i$	(2.6)
		$s_t$	(2.7)

6. Feat( $j, i$ ) = 1 if the terminal node  $j$  labeled with feature  $i$ .
7. Sat(Lit( $j$ ),  $v_i$ ) = 1 if for terminal node  $j$ , its the literal on feature  $i$  is satisfied by the value  $v_i$ .

The encoding is summarized in Table 1. As literals are terminal SDDs, the values of the selector variables only affect the values of the indicator variables of terminal nodes. Constraint (1.1) states that for any terminal node  $j$  whose literal is consistent with the given instance, its indicator  $n_j^k$  is always consistent regardless the value of  $s_i$ . On the contrary, constraint (1.3) states that for any terminal node  $j$  whose literal is inconsistent with the given instance, its indicator  $n_j^k$  is consistent iff feature  $i$  is not picked, in other words, feature  $i$  can take any value. Because replica  $k$  ( $k > 0$ ) is used to check the necessity of including feature  $k$  in  $\mathcal{X}$ , we assume the value of the local copy of selector  $s_k$  is 0 in replica  $k$ . In this case, as defined in constraint (1.2), even though terminal node  $j$  labeled feature  $k$  has a literal that is inconsistent with the given instance, its indicator  $n_j^k$  is consistent. Constraint (1.4) defines the indicator for an arbitrary decision node  $j$ . Constraint (1.5) defines the indicator for an arbitrary element node  $j$  (this constraint will be simplified when the sub is  $\top$  or  $\perp$ ). Together, these constraints declare how the consistency is propagated through the entire SDD. Constraint (1.6) states that the prediction of the SDD classifier  $\mathcal{C}$  remains  $\perp$  since the selected features form a WeakAXp. Constraint

(1.7) states that if feature  $i$  is selected, then removing it will change the prediction of  $\mathcal{C}$ . Finally, constraint (1.8) indicates that feature  $t$  must be included in  $\mathcal{X}$ .

**Example 2.** For the SDD in Figure 1, we summarize the propositional encoding for deciding whether there is an AXp containing feature *Male*. We have selectors  $\mathbf{s} = \{s_P, s_Y, s_M, s_W\}$ . If one-step method is adopted, then the encoding is as follows (otherwise if two-step method is adopted, then formulas 0. and 3. are enough to check the existence of a WeakAXp):

0.  $(n_1^0 \leftrightarrow n_2^0 \vee n_3^0 \vee n_4^0) \wedge (n_2^0 \leftrightarrow n_5^0) \wedge (n_3^0 \leftrightarrow n_6^0) \wedge (n_4^0 \leftrightarrow n_7^0) \wedge (n_5^0 \leftrightarrow n_8^0) \wedge (n_6^0 \leftrightarrow n_{10}^0) \wedge (n_7^0 \leftrightarrow n_{11}^0) \wedge (n_8^0 \leftrightarrow \neg s_P) \wedge (n_{10}^0 \leftrightarrow \neg s_P \wedge \neg s_Y) \wedge (n_{11}^0 \leftrightarrow \neg s_M) \wedge (\neg n_1^0) \wedge (s_M)$
1.  $(n_1^1 \leftrightarrow n_2^1 \vee n_3^1 \vee n_4^1) \wedge (n_2^1 \leftrightarrow n_5^1) \wedge (n_3^1 \leftrightarrow n_6^1) \wedge (n_4^1 \leftrightarrow n_7^1) \wedge (n_5^1 \leftrightarrow n_8^1) \wedge (n_6^1 \leftrightarrow n_{10}^1) \wedge (n_7^1 \leftrightarrow n_{11}^1) \wedge (n_8^1 \leftrightarrow \neg \perp) \wedge (n_{10}^1 \leftrightarrow \neg \perp \wedge \neg s_Y) \wedge (n_{11}^1 \leftrightarrow \neg s_M) \wedge (s_P \leftrightarrow n_1^1)$
2.  $(n_1^2 \leftrightarrow n_2^2 \vee n_3^2 \vee n_4^2) \wedge (n_2^2 \leftrightarrow n_5^2) \wedge (n_3^2 \leftrightarrow n_6^2) \wedge (n_4^2 \leftrightarrow n_7^2) \wedge (n_5^2 \leftrightarrow n_8^2) \wedge (n_6^2 \leftrightarrow n_{10}^2) \wedge (n_7^2 \leftrightarrow n_{11}^2) \wedge (n_8^2 \leftrightarrow \neg s_P) \wedge (n_{10}^2 \leftrightarrow \neg s_P \wedge \neg \perp) \wedge (n_{11}^2 \leftrightarrow \neg s_M) \wedge (s_Y \leftrightarrow n_1^2)$
3.  $(n_1^3 \leftrightarrow n_2^3 \vee n_3^3 \vee n_4^3) \wedge (n_2^3 \leftrightarrow n_5^3) \wedge (n_3^3 \leftrightarrow n_6^3) \wedge (n_4^3 \leftrightarrow n_7^3) \wedge (n_5^3 \leftrightarrow n_8^3) \wedge (n_6^3 \leftrightarrow n_{10}^3) \wedge (n_7^3 \leftrightarrow n_{11}^3) \wedge (n_8^3 \leftrightarrow \neg s_P) \wedge (n_{10}^3 \leftrightarrow \neg s_P \wedge \neg s_Y) \wedge (n_{11}^3 \leftrightarrow \neg \perp) \wedge (s_M \leftrightarrow n_1^3)$

4.  $(n_1^4 \leftrightarrow n_2^4 \vee n_3^4 \vee n_4^4) \wedge (n_2^4 \leftrightarrow n_5^4) \wedge (n_3^4 \leftrightarrow n_6^4) \wedge (n_4^4 \leftrightarrow n_7^4) \wedge (n_5^4 \leftrightarrow n_8^4) \wedge (n_6^4 \leftrightarrow n_{10}^4) \wedge (n_7^4 \leftrightarrow n_{11}^4) \wedge (n_8^4 \leftrightarrow \neg s_P) \wedge (n_{10}^4 \leftrightarrow \neg s_P \wedge \neg s_Y) \wedge (n_{11}^4 \leftrightarrow \neg s_M) \wedge (s_W \leftrightarrow n_1^4)$

Solving these formulas, we find that for applicant Ella, there is an AXp  $\{\neg P, \neg M\}$  containing feature Male, so the classifier is biased.

## 4.2 Feature Membership for XpG's

Similarly to the previous section, this section details the propositional encoding for deciding whether a subset  $\mathcal{X} \subseteq \mathcal{F}$  is a WeakAXp, but considers instead the case of XpG's. The encoding is based on the evaluation function  $\sigma_{\mathcal{D}}$ . The boolean variables  $s_i$  of XpG's also play the role of selectors, namely,  $s_i = 1$  if feature  $i$  is included in  $\mathcal{X}$  (meanwhile,  $s_i = 0$  also means that feature  $i$  must be fixed to its given value  $v_i$ ).

All the constraints are summarized in Table 2. Moreover, to simplify the encoding, for an arbitrary node  $j$ , we replace the notation of its auxiliary activation function  $\varepsilon(s, j)$  by  $n_j$  (i.e.  $\varepsilon(s, j) \leftrightarrow n_j$ ) and omit the assignment  $\mathbf{s}$  to  $S$ . Constraints (2.1), (2.3) and (2.4) together form the encoding of an evaluation function  $\sigma_{\mathcal{D}}$ . Replica  $k$  ( $k > 0$ ) is used to check feature  $k$ . Thus for a non-terminal node  $j$  of this replica  $k$ , its auxiliary activation function is defined as constraint (2.2). Similar to the encoding for SDDs, constraint (2.5) states that the prediction of the original classifier  $\mathbb{C}$  remains unchanged. Constraint (2.6) states that if feature  $i$  is selected, then removing it will change the prediction of  $\mathbb{C}$ . Finally, constraint (2.7) indicates that feature  $t$  must be included in  $\mathcal{X}$ .

**Example 3.** For the XpG in Figure 2, we summarize the propositional encoding for deciding whether there is an AXp containing feature Male. We have selectors  $\mathbf{s} = \{s_P, s_Y, s_M, s_W\}$ . If one-step method is adopted, then the encoding is as follow:

0.  $[n_1^0] \wedge [n_2^0 \leftrightarrow n_1^0] \wedge [n_3^0 \leftrightarrow n_1^0 \wedge \neg s_P] \wedge [n_4^0 \leftrightarrow (n_2^0 \wedge \neg s_M) \vee (n_3^0 \wedge \neg s_Y)] \wedge [n_6^0 \leftrightarrow n_3^0 \vee n_4^0] \wedge [\sigma_{\mathcal{D}}^0 \leftrightarrow \neg n_6^0] \wedge [\sigma_{\mathbb{C}}^0] \wedge [s_M]$
1.  $[n_1^1] \wedge [n_2^1 \leftrightarrow n_1^1] \wedge [n_3^1 \leftrightarrow n_1^1 \wedge \neg \perp] \wedge [n_4^1 \leftrightarrow (n_2^1 \wedge \neg s_M) \vee (n_3^1 \wedge \neg s_Y)] \wedge [n_6^1 \leftrightarrow n_3^1 \vee n_4^1] \wedge [\sigma_{\mathcal{D}}^1 \leftrightarrow \neg n_6^1] \wedge [s_P \leftrightarrow \neg \sigma_{\mathcal{D}}^1]$
2.  $[n_2^2] \wedge [n_2^2 \leftrightarrow n_1^2] \wedge [n_3^2 \leftrightarrow n_1^2 \wedge \neg s_P] \wedge [n_4^2 \leftrightarrow (n_2^2 \wedge \neg s_M) \vee (n_3^2 \wedge \neg \perp)] \wedge [n_6^2 \leftrightarrow n_3^2 \vee n_4^2] \wedge [\sigma_{\mathcal{D}}^2 \leftrightarrow \neg n_6^2] \wedge [s_Y \leftrightarrow \neg \sigma_{\mathcal{D}}^2]$
3.  $[n_3^3] \wedge [n_3^3 \leftrightarrow n_1^3] \wedge [n_3^3 \leftrightarrow n_1^3 \wedge \neg s_P] \wedge [n_4^3 \leftrightarrow (n_3^3 \wedge \neg \perp) \vee (n_3^3 \wedge \neg s_Y)] \wedge [n_6^3 \leftrightarrow n_3^3 \vee n_4^3] \wedge [\sigma_{\mathcal{D}}^3 \leftrightarrow \neg n_6^3] \wedge [s_M \leftrightarrow \neg \sigma_{\mathcal{D}}^3]$
4.  $[n_4^4] \wedge [n_2^4 \leftrightarrow n_1^4] \wedge [n_3^4 \leftrightarrow n_1^4 \wedge \neg s_P] \wedge [n_4^4 \leftrightarrow (n_2^4 \wedge \neg s_M) \vee (n_3^4 \wedge \neg s_Y)] \wedge [n_6^4 \leftrightarrow n_3^4 \vee n_4^4] \wedge [\sigma_{\mathcal{D}}^4 \leftrightarrow \neg n_6^4] \wedge [s_W \leftrightarrow \neg \sigma_{\mathcal{D}}^4]$

Likewise, solving these formulas will return us an AXp  $\{\neg P, \neg M\}$  containing feature Male.

## 5 Preliminary Experimental Results

This section presents preliminary experimental results on assessing the practical efficiency of the proposed methods. The experiments were performed on a MacBook Pro with a 6-Core Intel Core i7 2.6 GHz processor with 16 GByte RAM, running macOS Monterey.

**Classifiers and Benchmarks.** We consider SDD, DT, and OBDD classifiers (DTs and OBDDs were then mapped into XpGs). For SDDs, we selected 16 circuits from ISCAS89

suite, 6 circuits from ISCAS93 suite<sup>4</sup>, and 11 datasets from Density Estimation Benchmark Datasets<sup>5</sup>. (Lowd and Davis 2010; Haaren and Davis 2012; Larochelle and Murray 2011). 22 circuits were compiled into SDDs by using the well-known SDD package<sup>6</sup>. 11 datasets were used to learn SDD via using LearnSDD<sup>7</sup> (Bekker et al. 2015) (with parameter *maxEdges*=20000). The obtained SDDs were used as binary classifiers (albeit the selected circuits/datasets might not originally target classification tasks.) For XpG, we selected 8 classification datasets from the Penn Machine Learning Benchmarks (Olson et al. 2017), and 14 test cases from a graph colouring problems benchmark flat-30-60<sup>8</sup> (the rest test cases are filtered out since their size are below 7500 nodes). 8 datasets were used to learn DTs by using Orange3 (Demšar et al. 2013). 14 test cases were compiled into OBDDs by using dd<sup>9</sup> package which integrated well-known CUDD<sup>10</sup> (Somenzi 2012) package.

**Prototype implementation.** A prototype implementation of the proposed approach was implemented in Python<sup>11</sup>. The PySAT toolkit (Ignatiev, Morgado, and Marques-Silva 2018) was employed to perform feature membership encoding, and called Glucose 4 (Audemard and Simon 2018) SAT solver. SDD/XpG models were loaded by using PySDD<sup>12</sup>/xpg<sup>13</sup> package.

**Experimental procedure.** To assess the efficiency of deciding feature membership, and for each classifier, 100 test instances were randomly generated/selected. For SDDs, all tested instances have prediction  $\perp$ . (We didn't pick instances predicted to class  $\top$  as this requires the compilation of a new classifier which may have different size). Besides, for each instance, we randomly picked a feature appearing in the model. Hence for each SDD/XpG, we solved 100 queries. The time for deciding FMP was limited to 1800 seconds. And the time for finishing 100 queries was limited to 10 hours, this means the average time for deciding FMP cannot exceed 6 minutes. Note that for SDDs learned from LearnSDD, the reported number of features includes both original features and generated features (e.g. for *Audio* the original number of features is 100). Also note that PySDD offers canonical SDDs whose *conditioning* may take exponential time in the worst-case. Nevertheless, this worst-case behaviour was not observed in the experiments.

**Results.** Table 3 summarizes the obtained results of deciding FMP on SDDs with two methods. In this experiment, it

<sup>4</sup><http://www.cril.univ-artois.fr/KC/benchmarks.html>

<sup>5</sup><https://github.com/UCLA-StarAI/Density-Estimation-Datasets>

<sup>6</sup><http://reasoning.cs.ucla.edu/sdd/>

<sup>7</sup><https://github.com/ML-KULeuven/LearnSDD>

<sup>8</sup><https://www.cs.ubc.ca/hoos/SATLIB/benchm.html>

<sup>9</sup><https://github.com/tulip-control/dd>

<sup>10</sup><https://github.com/ivmai/cudd>

<sup>11</sup><https://github.com/XuanxiangHuang/fmp-experiments>

<sup>12</sup><https://github.com/wannesm/PySDD>

<sup>13</sup><https://github.com/yizza91/xpg>

Name	#TI	SDD		one-step method						two-step method				
		#F	#N	Succ (Test)	Yes%	CNF		Runtime (s)		Yes%	CNF		Runtime (s)	
						Avg. #var	Avg. #cls	Max	Avg.		Avg. #var	Avg. #cls	Max	Avg.
s1196	100	560	2230	100	63	493536	576643	8.3	6.5	63	3980	5579	0.1	0.1
s1423	100	748	3493	100	60	1285480	1538868	30.6	19.1	60	6636	9831	0.2	0.1
s1488	100	667	3248	100	65	1118950	1439323	17.0	15.5	65	6201	9458	0.1	0.1
s1494	100	661	2644	100	54	683740	675799	10.1	8.9	54	4715	6184	0.1	0.1
s400	100	189	2150	100	95	532189	1362872	84.6	24.6	95	5789	14348	0.6	0.2
s420.1	100	252	2525	100	100	750144	1789977	48.9	22.6	100	6180	14152	0.2	0.2
s444	100	205	2586	100	96	731587	1914949	170.2	48.3	96	7321	18726	2.9	0.2
s510	100	236	4180	100	100	1290701	3196895	108.9	39.4	100	11126	26980	0.4	0.3
s526	100	217	3451	100	100	1019367	2705600	309.8	82.6	100	9567	24824	0.4	0.2
s526n	100	218	5547	99 (100)	99	2149046	7092974	1800	338.6	100	19842	64778	1.0	0.6
s641	100	433	2044	100	58	441190	504836	8.9	6.2	58	3841	5576	0.1	0.0
s713	100	447	2050	100	56	470931	517371	8.8	6.7	56	3989	5695	0.1	0.1
s820	100	312	1409	100	60	213612	252735	3.8	2.9	60	2712	3970	0.1	0.0
s832	100	310	1420	100	51	213123	212591	3.6	2.9	51	2706	3744	0.1	0.0
s838.1	100	512	5341	100	100	3144176	7526738	1390.6	212.5	100	12768	29346	3.5	1.0
s953	100	417	1692	100	39	285832	210860	4.2	3.5	39	3059	3694	0.1	0.0
s344	100	184	2581	100	100	803454	2229067	322.9	71.1	100	8868	24100	0.3	0.2
s499	100	175	2282	100	100	507407	1380722	25.7	11.8	100	5939	15692	0.3	0.2
s635	100	320	2972	100	100	1217552	3042761	183.5	45.8	100	7904	18960	1.3	0.4
s938	100	512	5615	100	99	3258575	7862753	443.3	159.5	99	13214	30656	2.8	1.1
s967	100	416	2292	100	72	555693	839976	10.9	8.3	72	4576	7666	0.1	0.1
s991	100	603	2799	100	74	1001100	1511707	27.4	16.3	74	5613	9100	0.2	0.1
Accidents	100	415	8863	23 (32)	23	5428799	16280994	Timeout		97	26513	78276	56.4	3.5
Audio	100	272	7224	23 (34)	23	4214846	13782407	Timeout		88	31148	100972	663.1	22.0
DNA	100	513	8570	5 (18)	5	7361507	23460504	Timeout		91	29155	91288	86.3	11.0
Jester	100	254	7857	19 (35)	19	4557614	15492017	Timeout		85	35998	121508	362.1	22.7
KDD	100	306	8109	31 (38)	31	4006042	12813875	Timeout		99	26402	83480	111.2	2.8
Mushrooms	100	248	7096	53 (59)	53	2941685	10222697	Timeout		91	23874	82112	266.3	15.8
Netflix	100	292	7039	34 (41)	34	3696194	12206675	Timeout		94	25520	83324	105.7	4.2
NLTCS	100	183	6661	100	100	1806511	5381266	816.4	166.4	100	19817	58494	1.4	0.5
Plants	100	244	6724	20 (33)	20	3076464	10385552	Timeout		97	25356	84782	950.7	20.6
RCV-1	100	410	9472	10 (24)	10	6787664	21063341	Timeout		90	33438	102500	153.6	11.2
Retail	100	341	3704	100	87	1754801	4846142	909.8	207.6	87	10601	28342	1.8	1.1

Table 3: Solving FMP for SDDs with two methods. First column reports the name of each test case. Column #TI reports the number of tested instances. Sub-column #F reports the number of features that appear in the SDD. Sub-column #N reports the number of nodes of a SDD. Column Succ (Test) shows the number of solved queries, inside the parentheses is the number of tested queries. Column Yes% shows the percentage of answering ‘Yes’ to the queries. Sub-Columns Avg. #var and Avg. #cls show, respectively, the average number of variables and clauses in a CNF encoding. Sub-columns Max and Avg. reports, respectively, maximal and average time in seconds for answering a query.

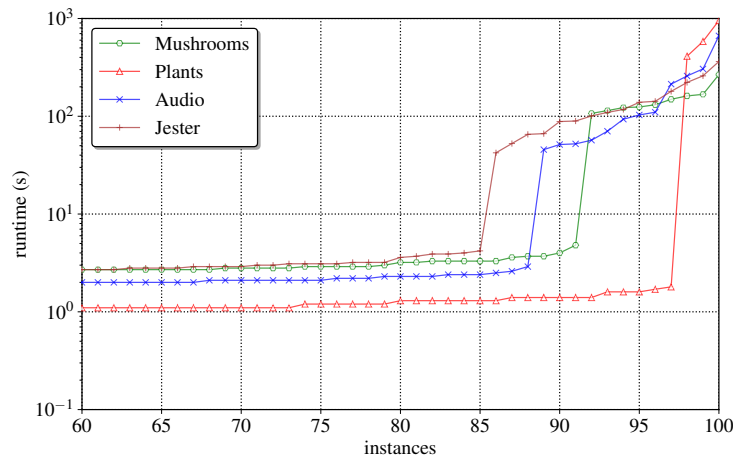


Figure 3: Running times of Audio, Jester, Mushrooms and Plants.



Name	#TI	XpG		one-step method					two-step method				
		#F	#N	Yes%	CNF		Runtime (s)		Yes%	CNF		Runtime (s)	
					Avg. #var	Avg. #cls	Max	Avg.		Avg. #var	Avg. #cls	Max	Avg.
adult	100	13	299	59	5851	6431	0.2	0.1	59	847	1446	0.1	0.0
letter	100	16	949	46	31620	30424	0.8	0.4	46	3734	6153	0.2	0.1
mfeat_fourier	100	42	265	18	21676	21666	0.3	0.2	18	1048	1709	0.1	0.0
mfeat_karhunen	100	33	281	34	18202	18099	0.3	0.2	34	1102	1833	0.1	0.0
mfeat_zernike	100	32	299	29	18824	22363	0.3	0.2	29	1171	2010	0.0	0.0
satimage	100	36	355	43	24045	31603	0.3	0.3	43	1334	2429	0.0	0.0
twonorm	100	20	439	87	13848	22148	0.2	0.2	87	1337	2623	0.1	0.0
waveform_40	100	38	431	42	28100	41340	0.4	0.3	42	1477	2742	0.1	0.0
flat30-3	100	90	10012	100	1876874	3372082	49.9	31.1	100	41338	94264	0.9	0.7
flat30-29	100	90	8745	100	1627989	2741722	42.2	25.7	100	35868	81473	0.6	0.6
flat30-33	100	90	9004	100	1690324	2915374	99.8	29.6	100	37238	84977	1.0	0.6
flat30-36	100	90	13015	100	2452267	4240009	73.0	42.5	100	53984	123504	1.1	0.9
flat30-37	100	90	15681	100	2949309	5339047	81.4	50.8	100	64908	148503	1.8	1.1
flat30-56	100	90	12597	100	2357809	4108588	73.8	41.4	100	51908	118295	1.1	0.9
flat30-58	100	90	7724	100	1448537	2617239	50.3	25.0	100	31924	72799	0.7	0.5
flat30-61	100	90	10076	100	1879058	3303417	48.3	30.1	100	41386	94174	0.9	0.7
flat30-66	100	90	10686	100	2020927	3672495	74.6	35.3	100	44504	101979	1.1	0.8
flat30-71	100	90	11594	100	2166891	3832417	106.0	41.4	100	47712	108707	1.0	0.8
flat30-81	100	90	14464	100	2719079	4743534	67.9	44.0	100	59848	136815	1.5	1.0
flat30-86	100	90	7930	99	1496949	2607069	387.9	30.0	99	32988	75427	3.7	0.6
flat30-88	100	90	21816	100	4101824	7201944	101.6	67.1	100	90238	206328	2.6	1.6
flat30-96	100	90	9265	100	1747199	3173768	81.4	32.1	100	38488	87948	1.0	0.7

Table 4: Solving FMP for XpGs with two methods. The columns hold the same meaning as described in the caption of Table 3.

can be observed that the number of nodes of the tested SDD is in the range of 1409 and 9472, and the number of features of tested SDD is in the range of 175 and 748. The one-step method requires  $m + 1$  replicas, often leading to large CNF encodings. The increase on both the number of features and the number of nodes, can result in timeouts being observed. One observation is that the performance correlates inversely with propositional formula size. For the one-step method this is noticeable when the number of clauses in the CNF formulas exceeds 7,000,000. For *s526n*, the one-step method failed to solve all 100 queries. For *Accidents*, *Audio*, *DNA*, *Jester*, *KDD*, *Mushrooms*, *Netflix*, *Plants* and *RCV-1*, the one-step method can only solve a small number of queries (e.g. for *DNA*, only 18 queries are tested, and only 5 queries are solved, 13 queries out of 18 cannot be solved in 1800 seconds time limit, and the rest 82 queries were not tested due to the 10 hours time limit.)

In contrast, the two-step method is much more efficient as the CNF encoding of two-step method is much smaller (the average number of CNF clauses does not exceed 130,000). For the SDDs compiled from 16 circuits, the two-step method successfully solve all the queries. For any of the examples considered, the two-step method never requires more than a few seconds to answer a query, and the average running time is at least one order of magnitude smaller than that of the one-step method. For the remaining SDDs, the average running time for two-step method to solve a query is less than 25 seconds; this highlights the scalability of the two-step method. However, notice that for SDDs representing *Audio*, *Jester*, *Mushrooms* and *Plants*, the largest running time for deciding FMP with the two-step method can exceed 3 minutes. As a result, we analyzed these results in greater detail. Figure 3 depicts a cactus plot showing the running time (in seconds)

of deciding FMP for these 4 datasets (note that the runtime axis is scaled logarithmically, and the instances axis starts from 60). As can be observed, for each of dataset, around 85 queries can be solved in a few seconds. This means that the running times of the two-step method only exceeds a few seconds for a few concrete examples, and for a few of the datasets considered.

Table 4 summarizes the obtained results of deciding FMP on XpGs with two methods. No timeout occurs in this experiment. For XpGs reduced from DTs, the running time for deciding FMP is negligible regardless the method we adopt, this is due to the number of nodes of each tree XpG is small. For XpGs reduced from OBDDs, despite the size of each XpG is not small, using two-step method only takes maximal few seconds to solve a query. Furthermore, even though the average running time of the one-step method is not prohibitive, the two-step method still outperforms the one-step method by at least one order of magnitude.

## 6 Conclusions

This paper proves that, for classifiers for which one explanation can be computed in polynomial time, then the feature membership problem is in NP. Furthermore, for SDDs and also classifiers that can be mapped to explanation graphs (XpG's), this paper details two propositional encodings to decide the existence of one explanation containing desired feature. The experiments confirm the practical efficiency and scalability of one of the proposed encodings, both for SDDs and XpGs.

## Acknowledgments

This work was supported by the AI Interdisciplinary Institute ANITI, funded by the French program “Investing for the Future – PIA3” under Grant agreement no. ANR-19-PI3A-0004, and by the H2020-ICT38 project COALA “Cognitive Assisted agile manufacturing for a Labor force supported by trustworthy Artificial intelligence”.

## References

- Audemard, G., and Simon, L. 2018. On the glucose SAT solver. *Int. J. Artif. Intell. Tools* 27(1):1840001:1–1840001:25.
- Audemard, G.; Bellart, S.; Bounia, L.; Koriche, F.; Lagniez, J.; and Marquis, P. 2021. On the computational intelligibility of boolean classifiers. In *KR*, 74–86.
- Audemard, G.; Koriche, F.; and Marquis, P. 2020. On tractable XAI queries based on compiled representations. In *KR*, 838–849.
- Barceló, P.; Monet, M.; Pérez, J.; and Subercaseaux, B. 2020. Model interpretability through the lens of computational complexity. In *NeurIPS*.
- Bekker, J.; Davis, J.; Choi, A.; Darwiche, A.; and den Broeck, G. V. 2015. Tractable learning for complex probability queries. In *NeurIPS*, 2242–2250.
- Blanc, G.; Lange, J.; and Tan, L. 2021. Provably efficient, succinct, and precise explanations. In *NeurIPS*.
- Boumazouza, R.; Alili, F. C.; Mazure, B.; and Tabia, K. 2021. ASTERYX: A model-agnostic sat-based approach for symbolic and score-based explanations. In *CIKM*, 120–129.
- Bryant, R. E. 1986. Graph-based algorithms for boolean function manipulation. *IEEE Trans. Computers* 35(8):677–691.
- Darwiche, A., and Hirth, A. 2020. On the reasons behind decisions. In *ECAI*, 712–720.
- Darwiche, A., and Marquis, P. 2002. A knowledge compilation map. *J. Artif. Intell. Res.* 17:229–264.
- Darwiche, A. 2011. SDD: A new canonical representation of propositional knowledge bases. In *IJCAI*, 819–826.
- Demšar, J.; Curk, T.; Erjavec, A.; Črt Gorup; Hočevar, T.; Milutinovič, M.; Možina, M.; Polajnar, M.; Toplak, M.; Starič, A.; Štajdohar, M.; Umek, L.; Žagar, L.; Žbontar, J.; Žitnik, M.; and Zupan, B. 2013. Orange: Data mining toolbox in python. *Journal of Machine Learning Research* 14:2349–2353.
- den Broeck, G. V., and Darwiche, A. 2015. On the role of canonicity in knowledge compilation. In *AAAI*, 1641–1648.
- EU. 2021. Artificial Intelligence Act. <http://tiny.cc/ahcnuz>.
- Guidotti, R.; Monreale, A.; Ruggieri, S.; Turini, F.; Giannotti, F.; and Pedreschi, D. 2019. A survey of methods for explaining black box models. *ACM Comput. Surv.* 51(5):93:1–93:42.
- Haaren, J. V., and Davis, J. 2012. Markov network structure learning: A randomized feature generation approach. In *AAAI*.
- Huang, X.; Izza, Y.; Ignatiev, A.; Cooper, M. C.; Asher, N.; and Marques-Silva, J. 2021a. Efficient explanations for knowledge compilation languages. *CoRR* abs/2107.01654.
- Huang, X.; Izza, Y.; Ignatiev, A.; and Marques-Silva, J. 2021b. On efficiently explaining graph-based classifiers. In *KR*, 356–367.
- Huang, X.; Izza, Y.; Ignatiev, A.; Cooper, M. C.; Asher, N.; and Marques-Silva, J. 2022. Tractable explanations for d-DNNF classifiers. In *AAAI*.
- Ignatiev, A.; Narodytska, N.; Asher, N.; and Marques-Silva, J. 2020. From contrastive to abductive explanations and back again. In *AIxIA*, 335–355.
- Ignatiev, A.; Morgado, A.; and Marques-Silva, J. 2018. PySAT: A python toolkit for prototyping with SAT oracles. In *SAT*, 428–437.
- Ignatiev, A.; Narodytska, N.; and Marques-Silva, J. 2019. Abduction-based explanations for machine learning models. In *AAAI*, 1511–1519.
- Ignatiev, A. 2020. Towards trustable explainable AI. In *IJCAI*, 5154–5158.
- Kam, T. Y.-k., and Brayton, R. K. 1990. Multi-valued decision diagrams. Technical Report UCB/ERL M90/125, University of California Berkeley.
- Larochelle, H., and Murray, I. 2011. The neural autoregressive distribution estimator. In *AISTATS*, 29–37.
- Lowd, D., and Davis, J. 2010. Learning markov network structure with decision trees. In *ICDM*, 334–343.
- Lundberg, S. M., and Lee, S. 2017. A unified approach to interpreting model predictions. In *NeurIPS*, 4765–4774.
- Malfa, E. L.; Michelmore, R.; Zbrzezny, A. M.; Paoletti, N.; and Kwiatkowska, M. 2021. On guaranteed optimal robust explanations for NLP models. In *IJCAI*, 2658–2665.
- Miller, T. 2019. Explanation in artificial intelligence: Insights from the social sciences. *Artif. Intell.* 267:1–38.
- Oliver, J. J. 1992. Decision graphs – an extension of decision trees. Technical Report 92/173, Monash University.
- Olson, R. S.; La Cava, W.; Orzechowski, P.; Urbanowicz, R. J.; and Moore, J. H. 2017. PMLB: a large benchmark suite for machine learning evaluation and comparison. *BioData Mining* 10(1):36.
- Quinlan, J. R. 1986. Induction of decision trees. *Machine learning* 1(1):81–106.
- Reiter, R. 1987. A theory of diagnosis from first principles. *Artif. Intell.* 32(1):57–95.
- Ribeiro, M. T.; Singh, S.; and Guestrin, C. 2016. “why should I trust you?”: Explaining the predictions of any classifier. In *KDD*, 1135–1144.
- Ribeiro, M. T.; Singh, S.; and Guestrin, C. 2018. Anchors: High-precision model-agnostic explanations. In *AAAI*, 1527–1535.
- Shih, A.; Choi, A.; and Darwiche, A. 2018. A symbolic approach to explaining bayesian network classifiers. In *IJCAI*, 5103–5111.
- Somenzi, F. 2012. Cudd: Cu decision diagram package-release 2.4. 0. *University of Colorado at Boulder*.
- Wäldchen, S.; MacDonald, J.; Hauch, S.; and Kutyniok, G. 2021. The computational complexity of understanding binary classifier decisions. *J. Artif. Intell. Res.* 70:351–387.

Weld, D. S., and Bansal, G. 2019. The challenge of crafting intelligible intelligence. *Commun. ACM* 62(6):70–79.

Xu, F.; Uszkoreit, H.; Du, Y.; Fan, W.; Zhao, D.; and Zhu, J. 2019. Explainable AI: A brief survey on history, research areas, approaches and challenges. In *NLPCC*, 563–574.