

Magnon-Cooparons in magnet-superconductor hybrids

I. V. Bobkova,^{1,2,3} A. M. Bobkov,¹ Akashdeep Kamra,⁴ and Wolfgang Belzig⁵

¹*Institute of Solid State Physics, Chernogolovka, 142432 Moscow region, Russia*

²*Moscow Institute of Physics and Technology, Dolgoprudny, 141700 Moscow region, Russia*

³*National Research University Higher School of Economics, 101000 Moscow, Russia*

⁴*Condensed Matter Physics Center (IFIMAC) and Departamento de Física Teórica de la Materia Condensada, Universidad Autónoma de Madrid, E-28049 Madrid, Spain*

⁵*Fachbereich Physik, Universität Konstanz, D-78457 Konstanz, Germany*

Generation and detection of spinfull Cooper pairs in conventional superconductors has been intensely pursued by designing increasingly complex magnet-superconductor hybrids. We demonstrate theoretically that magnons with nonzero wavenumbers universally induce a cloud of spinfull triplet Cooper pairs around them in an adjacent conventional superconductor. The resulting composite quasiparticle, termed magnon-cooparon, consists of a spin flip in the magnet screened by a cloud of the spinfull superfluid condensate. Thus, it inherits a large effective mass, which can be measured experimentally. Furthermore, we demonstrate that two magnetic wires deposited on a superconductor serve as a controllable magnonic directional coupler mediated by the nonlocal and composite nature of magnon-cooparons. Our analysis predicts a quasiparticle that enables generation, control, and use of spinfull triplet Cooper pairs in the simplest magnet-superconductor heterostructures.

Introduction.—The widely available and used conventional superconductors consist of spin-singlet Cooper pairs which are devoid of a net spin. Unconventional superconductors, in contrast, host qualitatively distinct phenomena and Cooper pair properties [1, 2]. Their limited experimental availability, however, has driven the scientific community to try and engineer heterostructures comprising conventional superconductors into effectively unconventional ones [3–7], e.g., in achieving Majorana bound states [8, 9]. In particular, the highly desired spinfull spin-triplet Cooper pairs [10] can be generated from a conventional superconductor if the latter interacts with two or more non-collinear magnetic moments [3–7]. With this design principle, a wide range of magnet-superconductor hybrids with multiple magnetic layers to generate and detect spinfull Cooper pairs have been investigated [11–16]. The challenge of detecting a spin or its flow directly has resulted in the need for increasingly complex magnet-superconductor hybrids rendering their direct detection a highly demanding, debated, and pursued goal [17–20].

The ambition is to go beyond detection, and towards exploiting the fascinating physics of these unconventional Cooper pairs for phenomena that are otherwise out of reach [21]. For example, the spinfull Cooper pairs could be used for delivering nondissipative spin transfer torques and magnetic switching [22–27]. Such goals face a similar challenge that even when a complex heterostructure generates spinfull Cooper pairs, it becomes difficult to steer them. An injected charge current predominantly converts into conventional spinless supercurrent [22]. Due to such reasons, several advantages of magnet-superconductor heterostructures realized in various concepts and devices are still dominated by the quasiparticle properties [7, 28–35]. The exploiting of spinfull Cooper pairs for new physics and devices has been im-

peded by the complex hybrids needed to generate them and the difficulty of controlling them.

In this Letter, we uncover a ubiquitous existence and control of spinfull Cooper pairs in the simplest magnet-superconductor hybrid - a bilayer - that has escaped attention thus far. We find that a magnon, the quasiparticle of spin waves in a magnet, with nonzero wavevector induces a cloud of spinfull Cooper pairs in the adjacent superconductor [Fig. 1(a)]. This accompanying cloud screens the magnon spin giving rise to a composite heavy quasiparticle with an enhanced effective mass, which is termed *magnon-cooparon*. This induction of spinfull Cooper pairs in a conventional superconductor is caused by the noncollinear magnetization profile of a spin wave with finite wavevector [Fig. 1(b)], an effect not seen when considering ferromagnetic resonance of the uniform magnon mode. Furthermore, we demonstrate theoretically that magnon-cooparons enable a magnonic directional coupler [36, 37] composed of two separate ferromagnetic wires with coupling lengths shorter than previously feasible. Thus, it enables a new application in magnon-based logic and circuits [38, 39]. The magnon-cooparon is reminiscent of the fermionic polaron quasiparticle created by screening of an electron by a phonon cloud [40], although the magnon-cooparon is a bosonic excitation. Considering the gradual discovery of polaron and its variants in a wide range of phenomena [40–42], we expect magnon-cooparon to find a similar important role in a broad range of magnet-superconductor hybrids.

Emergence and effective mass of magnon-cooparons.—We consider a bilayer as depicted in Fig. 1(b), in which a ferromagnetic insulator FI (e.g., yttrium iron garnet) is interfaced with a conventional spin-singlet s-wave superconductor S (e.g., Nb). The two layers with thicknesses d_{FI} and d_{S} ($\ll \xi_{\text{S}}$, the superconducting coherence length) are considered thin such that physical properties

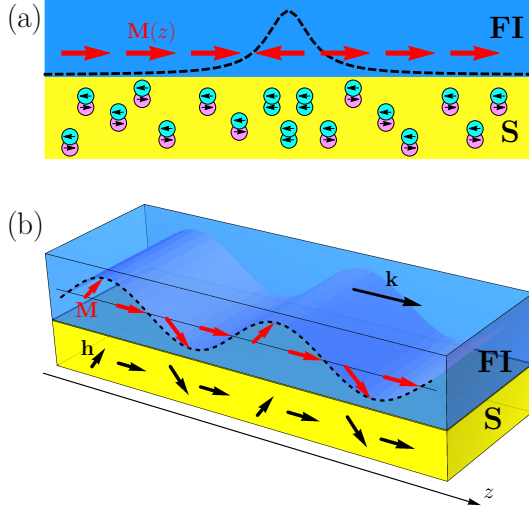


FIG. 1. (a) A localized spin-flip or magnon wave packet induces a surrounding cloud of spinfull triplet Cooper pairs in an adjacent conventional spin-singlet superconductor. The spatially varying magnetization or spin profile (depicted via dashed line) associated with the excitation induces spinfull condensate, that screens the magnon spin, in the otherwise spinless superconductor. The resulting quasiparticle, termed magnon-cooparon, bears a smaller spin and larger effective mass. (b) A spin wave with wavenumber k propagates in an in-plane direction. The associated noncollinear magnetization profile (red arrows) induces an analogous spatially varying exchange field (black arrows) in the adjacent superconductor, resulting in spinfull triplet condensate.

vary only in the in-plane direction. In its ground state, the FI is assumed to be magnetized along the z direction.

We wish to examine excitations of the hybrid. To this end, we assume existence of a spin wave with wavevector $k\mathbf{e}_z$ in the FI [Fig. 1(b)] such that the magnetization unit vector $\mathbf{m}(\mathbf{r}, t) = \mathbf{m}_0 + \delta\mathbf{m}(\mathbf{r}, t)$ consists of the equilibrium part $\mathbf{m}_0 = \mathbf{e}_z$ and the excitation part $\delta\mathbf{m}(\mathbf{r}, t) = \delta m [\cos(kz + \omega t)\mathbf{e}_x + \sin(kz + \omega t)\mathbf{e}_y] \exp(-\kappa t)$. While we consider an excitation with wavevector along \mathbf{e}_z , our analysis is general and valid for any in-plane wavevector. The magnetization dynamics is described within the Landau-Lifshitz-Gilbert framework [43] as

$$\dot{\mathbf{m}} = -\gamma(\mathbf{m} \times \mathbf{H}_{\text{eff}}) + \alpha(\mathbf{m} \times \dot{\mathbf{m}}) + \tilde{J}(\mathbf{m} \times \mathbf{s}), \quad (1)$$

where γ (> 0) is the FI gyromagnetic ratio, α is the Gilbert damping parameter, \mathbf{H}_{eff} is the effective magnetic field in the FI, and $\tilde{J} \equiv J/d_{\text{FI}}$ with J parameterizing interfacial exchange interaction between FI and S. The last term on the right hand side of Eq. (1) accounts for the spin torque exerted on the magnetization by the spin density \mathbf{s} it induces in S [44]. Expressing $\mathbf{s} = s_0\mathbf{m}_0 + \delta s_{\parallel}\delta\mathbf{m} + \delta s_{\perp}(\delta\mathbf{m} \times \mathbf{m}_0)$ and substituting the

expressions for \mathbf{s} and \mathbf{m} in Eq. (1) above, we obtain

$$\omega = D_m k^2 + \gamma K + \tilde{J}(\delta s_{\parallel} - s_0), \quad (2)$$

$$\kappa = \alpha\omega - \tilde{J}\delta s_{\perp}, \quad (3)$$

where D_m is the FI spin wave stiffness and K parameterizes a uniaxial anisotropy. Thus, the spin density \mathbf{s} induced in the S may renormalize both the excitation frequency and its lifetime.

We now evaluate the induced spin density \mathbf{s} treating S using the quasiclassical Green's functions framework [5, 7, 45, 46]. Working in the dirty limit, we need to solve the Usadel equation for the 8×8 matrix Green's function \check{g} in spin, particle-hole, and Keldysh spaces:

$$iD\nabla(\check{g} \otimes \nabla\check{g}) = \left[\epsilon \hat{\Gamma} \hat{\tau}_z \hat{\Gamma} - \mathbf{h} \cdot \hat{\sigma} \hat{\tau}_z \hat{\Gamma} + i\Delta \hat{\Gamma} \hat{\tau}_y \hat{\Gamma}, \check{g} \right]_{\otimes}, \quad (4)$$

where $\hat{\Gamma}$ is the 2×2 identity matrix, outer-product between the 2×2 matrices (decorated by overhead $\hat{\cdot}$) in obtaining an 8×8 matrix (identified via an overhead $\check{\cdot}$) is implied, and we set $\hbar = 1$ throughout this Letter. Further, working in the mixed (ϵ, t) representation, we employ the notation $[A, B]_{\otimes} \equiv A \otimes B - B \otimes A$ with $A \otimes B \equiv \exp[(i/2)(\partial_{\epsilon_1} \partial_{t_2} - \partial_{\epsilon_2} \partial_{t_1})] A(\epsilon_1, t_1) B(\epsilon_2, t_2)|_{\epsilon_1=\epsilon_2=\epsilon, t_1=t_2=t}$. $\hat{\tau}_{x,y,z}$ and $\hat{\sigma}_{x,y,z}$ are Pauli matrices in particle-hole and spin spaces, respectively. A real Δ accounts for the intrinsic conventional spin-singlet order parameter of the superconductor. The term $\mathbf{h} \cdot \hat{\sigma}$ accounts for the exchange field induced by the adjacent FI layer [5, 7, 47–52]. For the magnetization profile associated with the excitation under consideration, we obtain

$$\mathbf{h} = h_0 \mathbf{e}_z + \delta h [\cos(kz + \omega t)\mathbf{e}_x + \sin(kz + \omega t)\mathbf{e}_y], \quad (5)$$

where h_0 and δh respectively capture the static and dynamic components of the induced exchange field $\mathbf{h} = JM_s \mathbf{m} / 2\gamma d_S$, with M_s the FI saturation magnetization. The contribution of the superconductor dynamics to the excitation under consideration can be evaluated by solving Eqs. (4) and (5) up to the first order in δh . The desired spin density in the superconductor is evaluated as [7]

$$\mathbf{s} = -\frac{N_F}{16} \int d\epsilon \text{Tr}_4 [(\hat{\sigma} \hat{\tau}_z) \check{g}^K], \quad (6)$$

where Tr_4 denotes trace over a 4×4 matrix (decorated by an overhead $\check{\cdot}$), \check{g}^K is the 4×4 Keldysh component of the full 8×8 Green's function \check{g} , and N_F is the normal state density of states at the Fermi level in S.

Following the method outlined above and detailed in the Supplemental Material (SM) [53], we obtain analytic expressions for \mathbf{s} [Eq. (6)], and thus, the excitation frequency [Eq. (2)] and lifetime [Eq. (3)]. These unwieldy expressions simplify considerably in the adiabatic limit of $\omega \ll \Delta_0$, that we discuss first. Further, this limit

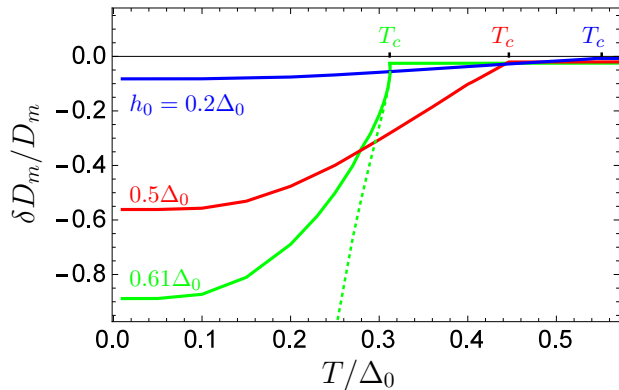


FIG. 2. Relative change in the spin stiffness $\delta D_m/D_m$ as a function of temperature T for different values of the static exchange field h_0 induced in S. A reduction of the spin stiffness signifies an increased effective mass of the composite excitation. T_c is the critical temperature of the superconductor. Δ_0 is the superconducting gap when $T = h_0 = 0$. The dashed line plots the analytic result [Eq. (7)] obtained in the limit $T \rightarrow T_c$.

allows us to disregard quasiparticles and focus on the superfluid condensate. We find $\delta s_\perp \rightarrow 0$ in this limit such that the excitation decay rate [Eq. (3)] is not influenced by S. This is consistent with the nondissipative nature of the condensate. $\delta s_\parallel - s_0$ is found to scale as $\sim k^2$ in this limit, such that the excitation frequency becomes $\omega = \tilde{D}_m k^2 + \gamma K$ with $\tilde{D}_m \equiv D_m + \delta D_m$ and

$$\delta D_m = -\frac{\pi N_F \gamma d_S D \Delta^2}{16 T_c d_{\text{FI}} M_s} \left[\frac{1}{x} \tanh x - \frac{1}{\cosh^2 x} \right], \quad (7)$$

where $x = h_0/2T_c$, and T_c is the superconducting critical temperature taking into account the static exchange field h_0 . In obtaining Eq. (7), we further worked in the limit $|T - T_c| \ll T_c$. The same stiffness renormalization [Eq. (7)] is obtained from purely energy considerations within the Ginzburg-Landau framework [54]. The effective mass m_{eff} of the composite quasiparticle is obtained as $m_{\text{eff}} = 1/2\tilde{D}_m = 1/(2D_m + 2\delta D_m)$. Since $\delta D_m < 0$ [Eq. (7)], the effective mass of the composite quasiparticle is enhanced as compared to that of a magnon. Numerically evaluated δD_m plotted in Fig. 2 versus temperature further shows the direct role of the superconducting condensate and suggests temperature as a handle to control the quasiparticle effective mass. The material parameters assumed in Fig. 2 are detailed further below, together with the discussion on experimental detection.

Thus, this composite quasiparticle shares some similarities with the polaron [40]. The latter, predicted almost a century ago [55, 56] and having found numerous applications throughout condensed matter physics [40–42], is formed when an electron is screened by the phonon cloud leading to a heavy fermionic excitation. The

quasiparticle under consideration is a bosonic magnon spin being screened by a superconducting condensate. Due to this similarity (and yet many distinctions), we term this spin flip surrounded by a spinfull Cooper pairs cloud [Fig. 1(a)] *magnon-cooparon*. Physically, a finite wavenumber k is needed to create spinfull Cooper pairs, in an otherwise spinless conventional superconductor, via a nonlinear exchange field [Fig. 1(b)]. This explains the $\sim k^2$ dependence of the frequency renormalization, as well as the previous studies investigating uniform ($k = 0$) magnon modes not encountering the magnon-cooparon.

Finally, going beyond the adiabatic approximation $\omega \ll \Delta_0$, we find a nonzero renormalization of the $k = 0$ mode frequency and the decay rate $\sim k^2$ [53]. Similar effects are expected based on spin pumping into a normal metal or quasiparticles in a superconductor [31, 57, 58]. Specifically, when quasiparticle spin relaxation is disregarded, the increase in decay rate requires a spin sink, which may be provided by the noncollinear magnetic moment in a second magnet [59]. In our case, a spatially distinct part of the same magnet provides the noncollinear spin absorption channel, thereby short-circuiting the spin wave. Hence, in this case too, the unique dynamic non-collinearity of the finite- k spin wave results in novel effects.

Spin of magnon-cooparons.—The cloud of spinfull Cooper pairs screening the magnon spin that increases its effective mass further implies that (i) the total spin of magnon-cooparon is reduced from 1 [60], and (ii) a magnon spin current $j_m \mathbf{e}_z$ in FI is accompanied by a superfluid spin current $j_S \mathbf{e}_z$ in S. We now address these effects and ascertain the net spin of the magnon-cooparon.

Since the dc spin current j_m accompanying a spin wave or magnon scales as δm^2 , we anticipate j_S to scale as δh^2 , confirming this via a rigorous calculation [53]. As a result, we now need to solve Eq. (4) for the matrix Green's function up to the second order in δh . Since this is a more demanding calculation than that carried out above, we restrict ourselves to the adiabatic approximation $\omega \ll \Delta_0$ and the limit $|T - T_c| \ll T_c$ in the rest of our analysis. The spin current flowing along the direction of magnon propagation (\mathbf{e}_z here) in S is then obtained as [7]

$$\mathbf{j}_S \mathbf{e}_z = \frac{N_F D}{16} \int d\epsilon \text{Tr}_4 \left[\left(\hat{\sigma} \hat{\mathbb{I}} \right) \left(\check{g} \partial_z \check{g} \right)^K \right] \mathbf{e}_z, \quad (8)$$

where the direction of \mathbf{j}_S pertains to the spin space. On explicit evaluation [53], \mathbf{j}_S is found to bear only a z component, as can be expected from its screening the magnon spin, which itself bears only a z component. The total spin current may thus be expressed as

$$\mathbf{j}_m + \mathbf{j}_S = S v_k n_k \mathbf{e}_z \equiv \left(1 + \frac{j_{Sz}}{j_m} \right) v_k n_k \mathbf{e}_z, \quad (9)$$

where $v_k = 2\tilde{D}_m k$ is the magnon-cooparon group velocity, n_k is the number of excitations, and S becomes its

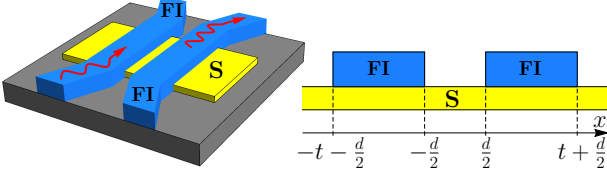


FIG. 3. Schematic depiction of a magnonic directional coupler based on magnon-cooparons. A spin wave propagating through one FI wire is controllably transferred to the second FI wire.

net spin evaluated via

$$\frac{j_{Sz}}{j_m} = -\frac{8N_F D \gamma}{\tilde{D}_m M_s} \sum_{\omega_n > 0} \frac{\pi T_c \Delta^2 h_0^2 \omega_n^2}{(\omega_n^2 + h_0^2)^2 (2\omega_n + Dk^2)^2}, \quad (10)$$

where ω_n are the fermionic Matsubara frequencies. Since $j_{Sz}/j_m < 0$, the net spin of the magnon-cooparon is reduced from 1 as per our expectation from the screening. Further, similar to the relative change in the spin stiffness (Fig. 2), the spin reduction $|j_{Sz}/j_m| \lesssim 1$ for typical material parameters, as estimated further below.

Superfluid-mediated magnonic directional coupler.—Since the Cooper pairs cloud comprising a magnon-cooparon extends over a length $\sim \xi_S$, it enables transfer of energy from a spin wave in one FI wire to another, nonlocally (Fig. 3) [61]. Thus, two FI wires deposited on a conventional superconductor within $\sim \xi_S$ from each other act as a magnonic directional coupler [36, 37], proposed to be a key building block in wave-based logic and computing [62–67]. The magnon-cooparon based design that we demonstrate here offers stronger coupling strengths, smaller footprint, additional control (e.g., via temperature), and universality (e.g., for antiferromagnets) as compared to the dipole-interaction based designs considered previously [36, 37].

Considering the setup depicted in Fig. 3, we now assume existence of spin waves with the wavevector $k\mathbf{e}_z$ in both FIs, assumed identical for simplicity. As a result, there exists the same static exchange field h_0 in S below both the FI wires. However, distinct dynamic exchange fields $\delta h_{l,r}$, similar to Eq. (5), exist in S below each of the FI wires. These are proportional to the respective spin wave amplitudes $\delta m_{l,r}$ in the two FIs. Solving the Usadel equation (4) under this exchange field profile as detailed in the SM, we obtain the spin density in S: $\mathbf{s}(x) = \mathbf{s}_l(x) + \mathbf{s}_r(x)$ with

$$\mathbf{s}_{l,r}(x) = s_0(x) + s_{\text{loc}}(x) \frac{\delta \mathbf{h}_{l,r}}{h_0} + s_{\text{nl}}(x) \frac{\delta \mathbf{h}_{r,l}}{h_0}. \quad (11)$$

Here, the contributions s_0 and s_{loc} are due to the static and dynamic exchange fields induced by the FI directly

above the S region. Thus, these are identical to our analysis of the magnon-cooparon in a FI/S bilayer. The nonlocal contribution $s_{\text{nl}}(x)$ characterizes the spin density generated in S below the left FI by the right one, and vice versa. Relegating its detailed expression to the SM, we note that for $d \lesssim \xi_S$, s_{nl} is comparable to the spin density s_{loc} accompanying a magnon-cooparon.

The induced nonlocal spin density leads to a fieldlike spin torque with the contribution $\tilde{J} \bar{s}_{\text{nl}} \mathbf{m}_{l,r} \times \mathbf{m}_{r,l}$ to the magnetization dynamics $\dot{\mathbf{m}}_{l,r}$ in the two FIs [68], where \bar{s}_{nl} is $s_{\text{nl}}(x)$ averaged over the width t of the FI wire (Fig. 3) [53]. The resulting eigenmodes are magnon-cooparons distributed over the two FIs and the S layer with dispersion: $\omega_{\pm} = \gamma K + \tilde{D}_m k^2 \mp \tilde{J} \bar{s}_{\text{nl}}$. Hence, a pure spin wave injected with frequency ω into the left FI transfers its energy via the spinfull superfluid to the right FI after traveling the so-called coupling length L :

$$L = \frac{2\pi}{k_+ - k_-} = \frac{\pi \tilde{D}_m (k_+ + k_-)}{\tilde{J} \bar{s}_{\text{nl}}}, \quad (12)$$

where k_{\pm} are the wavenumbers corresponding to the frequency ω of the injected spin wave. A smaller L allows transfer of energy and the concomitant implementation of logic operations in smaller devices and thus is advantageous.

Numerical estimates and experimental detection.—We now employ material parameters pertinent to yttrium iron garnet [69] as FI and Nb as S in finding the effects discussed above to be large. We consider $D_m = 5 \cdot 10^{-29}$ erg·cm², $M_s = 140$ G, $\gamma = 1.76 \cdot 10^7$ G⁻¹s⁻¹, $\gamma K = 10^{-17}$ erg, $D = 3$ cm²s⁻¹, $N_F = 1.3 \cdot 10^{35}$ erg⁻¹cm⁻³, $\Delta_0 = 18$ K, and $\xi_S = \sqrt{D/\Delta_0} \sim 10$ nm. Further, we consider $d_{\text{FI}} = d_S$. Figure 2 plotted with these values shows a large enhancement of the effective mass with decreasing temperature. This can be measured using, for example, the Brillouin Light Scattering technique [70, 71] employed regularly in measuring magnon group velocities [72, 73]. Furthermore, the enhanced effective mass, and thus a reduced mobility, will manifest itself in the typical nonlocal magnonic spin transport experiment [74–76]. Besides the in-situ control via, for example, temperature, the FI thickness can be used to engineer \tilde{D}_m ex-situ. A negative value of \tilde{D}_m signifies that our assumed uniformly ordered magnetization is no longer the ground state [77].

With the material parameters above, $h_0 = 0.61\Delta_0$, and $T = 0.9T_c$, the net spin of the magnon-cooparon [Eq. (9)] is evaluated as 0.4, reduced from spin 1 of the bare magnon. Further, assuming $t = 10\xi_S$, $d = \xi_S$, and $(k_+ + k_-)/2 = 10^7$ m⁻¹, the coupling length L [Eq. (12)] of the magnon-cooparon based directional coupler is evaluated as ~ 100 nm. This is an order of magnitude smaller than the coupling length afforded by dipolar-interaction based designs [36, 37]. The experimental realization of the magnon-cooparon based directional coupler can follow the procedure similar to its dipole-interaction based

counterpart [62–66] with the FI layers deposited on a superconductor instead of a substrate.

Summary.—We have demonstrated theoretically the ubiquitous existence of a quasiparticle, termed magnon-cooparon, comprising a spin flip in a magnetic insulator screened by a spinfull Cooper pairs cloud in an adjacent conventional superconductor. The nonlocal nature of the magnon-cooparon is then exploited to propose a high performance magnonic directional coupler. While we have focused on a uniformly ordered ferromagnetic insulator, our analysis is general and anticipates an important role

for magnon-cooparons in a wide range of hybrids comprising different magnetic insulators with various ground states.

We acknowledge financial support from the Spanish Ministry for Science and Innovation – AEI Grant CEX2018-000805-M (through the “Maria de Maeztu” Programme for Units of Excellence in R&D), from the Deutsche Forschungsgemeinschaft (DFG; German Research Foundation) via a DFG-RSF project (ID 443404566), the SFB 1432 (ID 425217212), the SPP 2244 (ID 443404566) and from the Russian Science Foundation via the RSF-DFG project No.22-42-04408.

SUPPLEMENTAL MATERIAL

Quasiclassical green’s function description of the superconductor

In the superconductor the Usadel equation for the 8×8 matrix Green’s function \check{g} in the direct product of Keldysh, spin and particle-hole spaces takes the form:

$$iD\nabla(\check{g} \otimes \nabla\check{g}) = [\varepsilon\tau_z - \mathbf{h}\sigma\tau_z + \Delta i\tau_y, \check{g}]_{\otimes}, \quad (13)$$

where $[A, B]_{\otimes} = A \otimes B - B \otimes A$ and we work in the mixed (ε, t) representation with $A \otimes B = \exp[(i/2)(\partial_{\varepsilon_1}\partial_{t_2} - \partial_{\varepsilon_2}\partial_{t_1})]A(\varepsilon_1, t_1)B(\varepsilon_2, t_2)|_{\varepsilon_1=\varepsilon_2=\varepsilon; t_1=t_2=t}$. In case $A[B](\varepsilon, t) = A[B](\varepsilon) \exp[i\Omega_{A[B]}t]$ the \otimes -product is reduced to $A(\varepsilon, t) \otimes B(\varepsilon, t) = A(\varepsilon - \Omega_B/2)B(\varepsilon + \Omega_A/2, t) \exp[i(\Omega_A + \Omega_B)t]$. $\tau_{x,y,z}$ and $\sigma_{x,y,z}$ are Pauli matrices in particle-hole and spin spaces, respectively. Δ is the superconducting order parameter. The explicit structure of the Green’s function in the Keldysh space takes the form:

$$\check{g} = \begin{pmatrix} \check{g}^R & \check{g}^K \\ 0 & \check{g}^A \end{pmatrix}, \quad (14)$$

where $\check{g}^{R(A)}$ is the retarded (advanced) component of the Green’s function and g^K is the Keldysh component. Further we express the Keldysh part of the Green’s function via the retarded, advanced Green’s function and the distribution function $\check{\varphi}$ as follows: $\check{g}^K = \check{g}^R \otimes \check{\varphi} - \check{\varphi} \otimes \check{g}^A$.

The exchange field is taken in the form of a time-independent component and a circularly polarized magnon:

$$\mathbf{h} = h_0\mathbf{e}_z + \delta h \cos(\mathbf{k}\mathbf{r} + \omega t)\mathbf{e}_x + \delta h \sin(\mathbf{k}\mathbf{r} + \omega t)\mathbf{e}_y. \quad (15)$$

Then

$$\delta\mathbf{h}\sigma = \delta h e^{-i(\mathbf{k}\mathbf{r} + \omega t)\sigma_z} \sigma_x. \quad (16)$$

The quasiclassical Green’s function is to be found in the form: $\check{g} = \check{g}_0 + \delta\check{g}$, where \check{g}_0 is the Green’s function in the absence of the magnon and $\delta\check{g}$ is the first order correction with respect to $\delta\mathbf{h}$. Taking into account that $\nabla g_0 = 0$ (we assume that in the absence of the magnon the bilayer is spatially homogeneous along the interface) from Eq. (13) we obtain the following equation for $\delta\check{g}$:

$$iD\check{g}_0 \otimes \nabla^2\delta\check{g} = [\varepsilon\tau_z - h_0\mathbf{e}_z\sigma_z\tau_z + \tau_z\hat{\Delta}, \delta\check{g}]_{\otimes} - [\delta h e^{-i(\mathbf{k}\mathbf{r} + \omega t)\sigma_z} \sigma_x\tau_z, \check{g}_0]_{\otimes} \quad (17)$$

Introducing the unitary operator $\hat{U} = e^{-i(\mathbf{k}\mathbf{r} + \omega t)\sigma_z/2}$ we can transform the Green’s function as follows:

$$\delta\check{g} = U \otimes \delta\check{g}_m \otimes U^\dagger. \quad (18)$$

In case if the system is spatially homogeneous except for the magnon, $\delta\check{g}_m$ does not depend on coordinates. Then

$$\nabla^2\delta\check{g} = -\frac{k^2}{2}\check{U} \otimes (\delta\check{g}_m - \sigma_z\delta\check{g}_m\sigma_z) \otimes U^\dagger = -k^2\delta\check{g}, \quad (19)$$

where when passing to the second equality it is used that $\delta\check{g} = \delta\hat{g}_x\sigma_x + \delta\hat{g}_y\sigma_y$ and has no z -component in the spin space according to the spin structure of the magnon exchange field $\delta\mathbf{h}$.

From the normalization condition $\check{g} \otimes \check{g} = 1$ it follows that $\check{g}_0 \otimes \delta\check{g} = -\delta\check{g} \otimes \check{g}_0$. It gives us $\check{g}_0 \otimes \delta\check{g} = (1/2)[\check{g}_0, \delta\check{g}]_{\otimes}$. Eq. (17) takes the form:

$$\left[\varepsilon\tau_z + i\frac{Dk^2}{2}\check{g}_0 - h_0\mathbf{e}_z\sigma_z\tau_z + \tau_z\hat{\Delta}, \delta\check{g}\right]_{\otimes} - \left[\delta h e^{-i(\mathbf{k}\mathbf{r} + \omega t)\sigma_z}\sigma_x\tau_z, \check{g}_0\right]_{\otimes} = 0. \quad (20)$$

From Eq. (20) the following equation for $\delta\check{g}_m$ is obtained:

$$\left[\hat{\Lambda}_d\tau_z + \hat{\Lambda}_{od}i\tau_y, \delta\check{g}_m\right] = \delta h \left[\sigma_x\tau_z, \frac{1}{2}((g_{0,+} + g_{0,-}\sigma_z)\tau_z + (f_{0,+} + f_{0,-}\sigma_z)i\tau_y)\right]. \quad (21)$$

It does not contain time dependence and \otimes -products. In Eq. (21) we use the following definitions

$$g_{0,\pm} = g_{0,\uparrow}(\varepsilon + \frac{\omega}{2}) \pm g_{0,\downarrow}(\varepsilon - \frac{\omega}{2}), \quad (22)$$

$$f_{0,\pm} = f_{0,\uparrow}(\varepsilon + \frac{\omega}{2}) \pm f_{0,\downarrow}(\varepsilon - \frac{\omega}{2}), \quad (23)$$

where $g_{0,\uparrow(\downarrow)}$ represent the bulk Green's functions for the superconductor in the exchange field h_0 :

$$g_{0,\uparrow(\downarrow)}^R = \frac{|\varepsilon \mp h_0|}{\sqrt{(\varepsilon + i\delta \mp h_0)^2 - \Delta^2}} \quad (24)$$

$$f_{0,\uparrow(\downarrow)}^R = \frac{\Delta \text{sgn}(\varepsilon \mp h_0)}{\sqrt{(\varepsilon + i\delta \mp h_0)^2 - \Delta^2}}, \quad (25)$$

and $g(f)_{0,\uparrow(\downarrow)}^A = -g(f)_{0,\uparrow(\downarrow)}^{R*}$, $g(f)_{0,\uparrow(\downarrow)}^K = [g(f)_{0,\uparrow(\downarrow)}^R - g(f)_{0,\uparrow(\downarrow)}^A] \tanh[\varepsilon/2T]$.

$$\hat{\Lambda}_d = \Lambda_d^0 + \Lambda_d^z\sigma_z = \varepsilon + \frac{iDk^2}{4}g_{0,+} + \left(\frac{\omega}{2} - h_0 + \frac{iDk^2}{4}g_{0,-}\right)\sigma_z, \quad (26)$$

$$\hat{\Lambda}_{od} = \Lambda_{od}^0 + \Lambda_{od}^z\sigma_z = \Delta + \frac{iDk^2}{4}f_{0,+} + \frac{iDk^2}{4}f_{0,-}\sigma_z. \quad (27)$$

Solving Eq. (21) we obtain:

$$\delta\check{g}_m = \delta g_{mx}\sigma_x\tau_z + \delta f_{mx}\sigma_x i\tau_y, \quad (28)$$

where

$$\delta g_{mx} = \frac{\delta h [f_{0,+}\Lambda_{od}^z - g_{0,-}\Lambda_d^0]}{2[\Lambda_d^0\Lambda_d^z - \Lambda_{od}^0\Lambda_{od}^0]} \quad (29)$$

The distribution function also acquires a correction due to the magnon: $\check{\varphi} = \check{\varphi}_0 + \delta\check{\varphi}$. It is convenient to work with the transformed distribution function $\hat{U}^\dagger\check{\varphi}\hat{U} = \check{\varphi}_m + \delta\check{\varphi}_m$, which does not depend on time and spatial coordinates. Here $\check{\varphi}_m = (1/2)[\varphi_{m+} + \varphi_{m-}\sigma_z]$ with $\varphi_{m\pm} = \tanh[(\varepsilon + \omega/2)/2T] \pm \tanh[(\varepsilon - \omega/2)/2T]$ is the result of the unitary transformation of the equilibrium distribution function $\check{\varphi}_0 = \tanh[\varepsilon/2T]$. From the Keldysh part of the Usadel equation (21) we can obtain the following equation for the first order correction to the distribution function $\delta\check{\varphi}_m$:

$$iDk^2[\delta\check{\varphi}_m - \check{g}_{m0}^R\delta\check{\varphi}_m\check{g}_{m0}^A] + \check{g}_{m0}^R[\check{K}, \delta\check{\varphi}_m] - [\check{K}, \delta\check{\varphi}_m]\check{g}_{m0}^A + \check{g}_{m0}^R[\check{\varphi}_m, \delta h\sigma_x\tau_z] - [\check{\varphi}_m, \delta h\sigma_x\tau_z]\check{g}_{m0}^A = 0, \quad (30)$$

where

$$\check{K} = (\varepsilon + (\omega/2 - h_0)\sigma_z)\tau_z + \Delta i\tau_y, \quad (31)$$

$$\check{g}_{m0}^{R,A} = \hat{U}^\dagger \otimes \check{g}_0^{R,A} \otimes \hat{U} = (1/2)[(g_{0,+}^{R,A} + g_{0,-}^{R,A}\sigma_z)\tau_z + (f_{0,+}^{R,A} + f_{0,-}^{R,A}\sigma_z)i\tau_y], \quad (32)$$

Structure of Eq. (30) dictates that

$$\delta\check{\varphi}_m = \begin{pmatrix} 0 & \delta\varphi_m^\uparrow \\ \delta\varphi_m^\downarrow & 0 \end{pmatrix}. \quad (33)$$

Substituting Eq. (33) into Eq. (30) we obtain the following result:

$$\delta\varphi_m^\sigma = -\delta h\varphi_{m-\sigma} \frac{2h_{0\omega}G_{-\sigma} + i\sigma Dk^2(g_{m\sigma}^R - g_{m\bar{\sigma}}^A)}{4h_{0\omega}^2G_{-\sigma} + 4h_{0\omega}i\sigma Dk^2(g_{m\sigma}^R - g_{m\bar{\sigma}}^A) - (Dk^2)^2G_{+\sigma}}, \quad (34)$$

where we introduce the spin subband index $\sigma = \uparrow(\downarrow)$ in the subscripts/superscripts and $\sigma = \pm 1$ for spin-up(down) subbands, respectively, if it is as a factor. $\bar{\sigma} = -\sigma$, $h_{0\omega} = \omega/2 - h_0$, $g(f)_{m\sigma}^{R,A} = g(f)_{0,\sigma}^{R,A}(\varepsilon + \sigma\omega/2)$ and $G_{\pm,\sigma} = 1 - g_{m\sigma}^R g_{m\bar{\sigma}}^A \pm f_{m\sigma}^R f_{m\bar{\sigma}}^A$.

Renormalization of the excitation dispersion and damping

Following the methodology detailed in the previous section, the electron spin polarization \mathbf{s} in the superconductor can be calculated as

$$\mathbf{s} = -\frac{N_F}{16} \int d\varepsilon \text{Tr}_4 \left[\boldsymbol{\sigma} \tau_z \check{g}^K \right]. \quad (35)$$

It can be written in the form:

$$\mathbf{s} = s_0 \mathbf{m}_0 + \delta s_{\parallel} \delta \mathbf{m} + \delta s_{\perp} (\delta \mathbf{m} \times \mathbf{m}_0), \quad (36)$$

where s_0 is the equilibrium value of the electron spin polarization in the superconductor, corresponding to the absence of the magnon. δs_{\parallel} and δs_{\perp} describe the dynamic corrections to the spin polarization due to the magnon.

$$s_0 = -\frac{N_F}{4} \int_{-\infty}^{\infty} d\varepsilon \tanh \frac{\varepsilon}{2T} \text{Re} [g_{0,\uparrow}^R - g_{0,\downarrow}^R], \quad (37)$$

$$\delta s_{\parallel} = -\frac{N_F}{8} \int_{-\infty}^{\infty} d\varepsilon \left\{ 2\varphi_{m+} \text{Re} [\delta g_{mx}^R] + \frac{h_0}{\delta h} \sum_{\sigma} (g_{m\sigma}^R - g_{m\bar{\sigma}}^A) \delta \varphi_m^{\sigma} \right\}, \quad (38)$$

$$\delta s_{\perp} = \frac{N_F}{8} \int_{-\infty}^{\infty} d\varepsilon \left\{ 2\varphi_{m-} \text{Im} [\delta g_{mx}^R] + i \frac{h_0}{\delta h} \sum_{\sigma} \sigma (g_{m\sigma}^R - g_{m\bar{\sigma}}^A) \delta \varphi_m^{\sigma} \right\}. \quad (39)$$

As per the main text, $\delta s_{\parallel} - s_0$ accounts for the renormalization of the magnon dispersion. It can be shown that in the adiabatic limit $\hbar\omega \ll \max[\Delta, T]$ if one neglects $\hbar\omega$ with respect to the superconducting energies $\delta s_{\parallel} - s_0 \propto Dk^2$. Consequently, it only renormalizes the magnon stiffness. The explicit expression for the stiffness correction in the limit $T \rightarrow T_c$ takes the form

$$\delta D_m = -\frac{\pi T_c N_F \hbar \gamma d_S D}{d_{FI} M_s} \sum_{\omega_n > 0} \frac{\Delta^2 h_0^2}{[\omega_n^2 + h_0^2]^2}. \quad (40)$$

The same result for the stiffness renormalization has been obtained from the consideration of the total energy of the bilayer in the framework of the Ginzburg-Landau theory [54].

If one does not make the adiabatic approximation, then the zero-momentum value of the magnon energy is also slightly renormalized. The renormalization correction takes the form:

$$\hbar(\omega_{\mathbf{k}=0} - \gamma K) = \frac{J}{d_{FI}} (\delta s_{\parallel}(\omega, \mathbf{k} = 0) - \delta s_{\parallel}(\omega = 0, \mathbf{k} = 0)), \quad (41)$$

where

$$\delta s_{\parallel}(\omega, \mathbf{k} = 0) = \frac{N_F}{4} \frac{h_0}{\omega/2 - h_0} \int_{-\infty}^{\infty} d\varepsilon \left[\tanh \frac{\varepsilon + \frac{\omega}{2}}{2T} \text{Re} [g_{0,\uparrow}(\varepsilon + \frac{\omega}{2})] - \tanh \frac{\varepsilon - \frac{\omega}{2}}{2T} \text{Re} [g_{0,\downarrow}(\varepsilon - \frac{\omega}{2})] \right]. \quad (42)$$

The renormalization of the zero-momentum magnon frequency in the limit of $h_0 \rightarrow 0$ has already discussed [58], and our result above is consistent with this previous work in the relevant limit $h_0 \rightarrow 0$. The general results obtained above have been employed in plotting the solid lines of Fig. 2 in the main text.

For estimates and numerical calculations we take material parameters of YIG as a FI and Nb as a superconductor. $\sigma_S = 9 \cdot 10^{16} \text{ s}^{-1}$ is the Nb conductivity and $D/\hbar = 3 \text{ cm}^2 \cdot \text{ s}^{-1}$ is the Nb diffusion constant. Then the DOS at the Fermi level in Nb is $N_F = \hbar \sigma_S / (e^2 D) = 0.13 \cdot 10^{36} \text{ erg}^{-1} \cdot \text{ cm}^{-3}$. The YIG parameters are [69] $D_m = 5 \cdot 10^{-29} \text{ erg} \cdot \text{ cm}^2$, $M_s = 1.4 \cdot 10^2 \text{ G}$, $\gamma = 1.76 \cdot 10^7 \text{ G}^{-1} \text{ s}^{-1}$ and $\hbar \gamma K = 10^{-17} \text{ erg} = 4 \cdot 10^{-3} \Delta_0$, where $\Delta_0 = 18 \text{ K}$ is the zero-temperature order parameter in Nb. With these parameters we obtain that the renormalization of the zero-momentum magnon frequency $(\omega_{\mathbf{k}=0} - \gamma K) / \gamma K \lesssim 10^{-2}$ due to the smallness of the bare magnon frequency γK with respect to Δ_0 .

According to Eq. (3) in the main text, δs_{\perp} determines the correction to the magnon decay rate. It is zero in the framework of the quasistatic approximation when we neglect $\hbar\omega$ with respect to the superconducting energies.

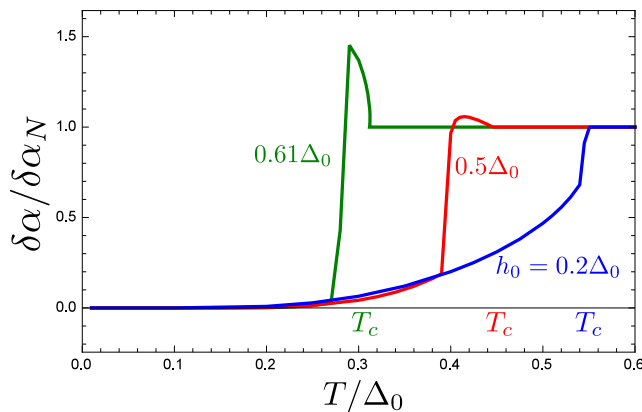


FIG. 4. Fractional increase in the effective Gilbert damping for the magnon-cooparon due to the superconducting layer. This enhancement is mediated by the quasiparticles, and not the superfluid condensate.

Beyond this approximation it is non-zero and the correction to the Gilbert damping parameter $\delta\alpha = -(J/d_{FI})\delta s_{\perp}/\omega$ is presented in Fig. 4 as a function of temperature for different values of h_0 . The normal state value of $\delta\alpha$ can be obtained analytically:

$$\delta\alpha_N = \frac{d_S}{d_{FI}} \frac{(2\hbar\gamma N_F h_0^2 / M_s) D k^2}{4(\frac{\omega}{2} - h_0)^2 + (Dk^2)^2}. \quad (43)$$

It is seen that $\delta\alpha_N$ is positive and vanishes for zero-momentum magnons. The result is natural because in the framework of our model we consider the only source of spin relaxation processes in superconductor - the finite momentum of the magnon, which results in the spin relaxation rate Dk^2 . We do not consider any other spin relaxation processes such as spin-orbit relaxation and relaxation at magnetic impurities. The corresponding relaxation rates would additionally increase the correction to the Gilbert damping. The correction to the Gilbert damping due to the spin-orbit relaxation and relaxation at magnetic impurities has been investigated in Ref. 58 by calculation of the spin susceptibility of the superconductor. Eq. (43) at $h_0 \rightarrow 0$ coincides with the result obtained in Ref. 58 with the substitution $Dk^2 \rightarrow 2\Gamma + \tau_s^{-1}$, where Γ is the Dynes parameter and τ_s^{-1} is the spin-orbit relaxation rate. Our estimates suggest that $\delta\alpha_N \sim 10^{-2}(\xi_S k^2)$, where $\xi_S = \sqrt{D/\Delta_0}$ is the superconducting coherence length, which is of the order of 10 nm for Nb films. Consequently, for short wave-length magnons the superconducting correction is essential in comparison with the extremely low values of the Gilbert damping parameter in YIG[69] $\alpha \approx 5 \cdot 10^{-5}$. The influence of superconductivity on the correction to the Gilbert damping constant is presented in Fig. 4. The most important feature of the temperature dependence is that in the presence of the finite h_0 in the superconductor the correction in the superconducting state demonstrates a sharp drop at a given temperature, which physically corresponds to the value of the superconducting order parameter $\Delta(T) = h_0$, where the gap in the superconducting state is closed. At this point the number of thermal quasiparticles, which can flip their spin, grows sharply. The results obtained at $h_0 \rightarrow 0$ and, consequently, not taking into account the Zeeman splitting of the superconducting gap, manifest gradual decline of the correction at the superconducting state [58].

Spin current

Now we calculate the spin current carried by the triplet pairs, induced in the superconductor by the magnon:

$$\hat{j}_s = \frac{\hbar N_F D}{16} \text{Tr}_4 \int d\varepsilon \boldsymbol{\sigma} (\hat{g} \nabla \hat{g})^K \quad (44)$$

The first order contribution with respect to δh to the spin current is zero after the time averaging. Therefore, the spin current is of the second order with respect to δh . It has the only non-zero component $j_{S,z}$ carrying the z -component of spin along the \mathbf{k} direction. In general, the calculation of second order terms with respect to δh terms in the Green's function is rather cumbersome. Here we restrict ourselves by the calculation at $T \rightarrow T_c$, where the Green's functions can be linearized with respect to the superconducting order parameter Δ . Then the solution for the retarded

quasiclassical Green's function takes the form $\check{g}^R = \tau_z + \check{f}^R$. The linearized with respect to the anomalous Green's function version of Eq. (44) takes the form:

$$\hat{j}_s = \frac{\hbar N_F D}{16} \text{Tr}_2 \int d\varepsilon \sigma \left[\frac{1}{2} (\hat{f}^R \nabla \hat{f}^R + \hat{f}^R \nabla \hat{f}^R - (\nabla \hat{f}^R) \hat{f}^R - (\nabla \hat{f}^R) \hat{f}^R - R \rightarrow A) \tanh \frac{\varepsilon}{2T} + 2 \nabla \hat{\varphi}^{(2)} + 2 \nabla \hat{\varphi}^{(2)} \right], \quad (45)$$

where the distribution function $\check{\varphi} = \tanh[\varepsilon/2T] + \hat{\varphi}^{(2)}(1 + \tau_z)/2 + \hat{\varphi}^{(2)}(1 - \tau_z)/2$ contains the second order correction with respect to the anomalous Green's function due to the non-equilibrium generation of the triplet pairs. At first let us calculate $\hat{\varphi}^{(2)}$. The equation for the distribution function is obtained from the Keldysh part of Eq. (13) and up to the second order with respect to the anomalous Green's function takes the form:

$$iD \nabla \left[\frac{1}{2} (\hat{f}^R \nabla \hat{f}^R - (\nabla \hat{f}^R) \hat{f}^R - R \rightarrow A) \tanh \frac{\varepsilon}{2T} + 2 \nabla \hat{\varphi}^{(2)} \right] = \frac{h_0}{2} [\sigma_z, (\hat{f}^R \hat{f}^R + \hat{f}^A \hat{f}^A)] \tanh \frac{\varepsilon}{2T} + \frac{1}{2} [\delta \mathbf{h} \sigma, (\hat{f}^R \hat{f}^R + \hat{f}^A \hat{f}^A)] \tanh \frac{\varepsilon}{2T} - 2h_0 [\sigma_z, \hat{\varphi}^{(2)}] - 2[\delta \mathbf{h} \sigma, \hat{\varphi}^{(2)}]. \quad (46)$$

In order to simplify the calculations further we work in the quasistatic approximation, when we neglect the correction of the order of ω/T_c and higher orders of this parameter. In this limit all the \otimes -products in Eq. (46) can be changed by the usual multiplication because the neglected corrections are of the order of ω/T_c , which is assumed to be small. To this approximation the correction $\varphi_z^{(2)}$ to the distribution function (which could contribute to the spin current) is zero.

Then the spin current is expressed by the first two lines of Eq. (45). In order to calculate the spin current we need to calculate

$$I = \hat{f}^R \nabla \hat{f}^R + \hat{f}^R \nabla \hat{f}^R - (\nabla \hat{f}^R) \hat{f}^R - (\nabla \hat{f}^R) \hat{f}^R = -2[\hat{f}^R \nabla \hat{f}^R - (\nabla \hat{f}^R) \hat{f}^R] \quad (47)$$

the second order with respect to δh contribution to I takes the form:

$$I^{(2)} = i\mathbf{k}U \left[\delta \hat{f}_m^R [\sigma_z, \delta \hat{f}_m^R] - [\sigma_z, \delta \hat{f}_m^R] \delta \hat{f}_m^R \right] U^\dagger \quad (48)$$

If we linearize the Usadel equation with respect to the superconducting order parameter and the anomalous Green's functions, the solution takes the form $\check{g}^R = \tau_z + \check{f}^R$. The anomalous Green's function is $\check{f}^R = \check{f}_0^R + \delta f^R$, where $\delta f^R = \hat{U} \delta f_m^R \hat{U}^\dagger$. δf_m^R can be obtained from Eq. (21) and takes the form:

$$\begin{aligned} \delta \hat{f}_m^R &= \delta f_{m,x}^R \sigma_x, \\ \delta f_{m,x}^R &= \frac{\delta h f_{0,s}^R}{\varepsilon + iDk^2/2}. \end{aligned} \quad (49)$$

In Eq. (49) $f_{0,s}^R = \Delta\varepsilon/(\varepsilon^2 - h_0^2)$ and ε has an infinitesimal positive imaginary part δ .

Substituting Eq. (48) into Eq. (45) and taking into account that $\hat{f}^A = -\hat{f}^{R*}$, we obtain:

$$\mathbf{j}_{S,z} = \frac{\hbar N_F D \mathbf{k}}{2} \int d\varepsilon \tanh \frac{\varepsilon}{2T} \text{Im} \left[\delta f_{m,x}^R \right] = 2\pi T_c \hbar N_F D \mathbf{k} \sum_{\omega_n > 0} \frac{\Delta^2 \delta h^2 \omega_n^2}{(\omega_n^2 + h_0^2)^2 (\omega_n + Dk^2/2)^2}. \quad (50)$$

The spin current in the FI, carried by the magnons takes the form:

$$\mathbf{j}_m = -\mathbf{k} \left(\frac{\delta h}{h_0} \right)^2 \frac{\tilde{D}_m M_s}{\hbar \gamma}, \quad (51)$$

where $\tilde{D}_m = D_m + \delta D_m$ is the exchange stiffness renormalized by the superconductor and M_s is the saturation magnetization. Taking the YIG parameters [69] $D_m = 5 \cdot 10^{-29} \text{erg} \cdot \text{cm}^2$, $\gamma = 1.76 \cdot 10^7 \text{G}^{-1} \cdot \text{s}^{-1}$ and $M_s = 1.4 \cdot 10^2 \text{G}$, we obtain

$$\mathbf{j}_m \approx \left(\frac{\delta h}{h_0} \right)^2 \mathbf{k} \cdot 4 \cdot 10^{-7} \text{erg} \cdot \text{cm}^{-1}. \quad (52)$$

From the spin currents thus obtained, the net spin of the magnon-cooparon is evaluated as discussed in the main text.

Nonlocal excitation of the magnon spin current via a superconductor

The system under consideration is depicted in Fig. 3 of the main text. It is assumed that the width t of each of the FIs is smaller than the typical magnon wavelength in order to neglect inhomogeneities of the magnetization distribution in each of the FIs along the x -direction. From the other hand we assume $t \gg \xi_S$. In this case we can consider each of the FIs as semi-infinite from the point of view of the superconductor. With these assumptions we solve the linearized Usadel equation in the superconductor with the following spatial profile of the exchange field:

$$\begin{aligned} \mathbf{h}(x) &= h_0(x)\mathbf{e}_z + \delta\mathbf{h}(x), \\ h_0(x) &= h_0[\Theta(-\frac{d}{2} - x) + \Theta(x - \frac{d}{2})], \\ \delta\mathbf{h}(x) &= \delta h_l \Theta(-\frac{d}{2} - x) + \delta h_r \Theta(x - \frac{d}{2}), \end{aligned} \quad (53)$$

$$\delta\mathbf{h}_{l,r}\boldsymbol{\sigma} = \delta h_{l,r} e^{-i(\mathbf{k}r + \omega t)} \sigma_x. \quad (54)$$

In order to catch the physical essence of the effect basing on the simplest equations, we again work in the linearized with respect to Δ and adiabatic approximation. Making use of the unitary transformation Eq. (18) we come to the following equation for the dynamical triplet anomalous Green's function

$$-i\frac{Dk^2}{4}[\delta\hat{f}_m^R - \sigma_z\delta\hat{f}_m^R\sigma_z] + i\frac{D\partial_x^2\delta\hat{f}_m^R}{2} = \varepsilon\delta\hat{f}_m^R - \frac{h_0}{2}\{\sigma_z, \delta\hat{f}_m^R\} - \delta h(x)\sigma_x f_{0,s}^R(x), \quad (55)$$

where $\delta h(x) = \delta h_l \Theta(-\frac{d}{2} - x) + \delta h_r \Theta(x - \frac{d}{2})$ and $f_{0,s}^R(x)$ is now also spatially inhomogeneous and should be found from the system of coupled equations:

$$\begin{aligned} i\frac{D\partial_x^2 f_{0,s}^R}{2} &= \varepsilon f_{0,s}^R - h_0(x)f_{0,z}^R - \Delta, \\ i\frac{D\partial_x^2 f_{0,z}^R}{2} &= \varepsilon f_{0,z}^R - h_0(x)f_{0,s}^R. \end{aligned} \quad (56)$$

The singlet anomalous Green's function obeying these equations takes the form:

$$f_{0,s}^R(x) = \begin{cases} \frac{\Delta\varepsilon}{(\varepsilon+i\delta)^2 - h_0^2} + C_{+l}e^{\lambda+(x+d/2)} + C_{-l}e^{\lambda-(x+d/2)}, & x < -d/2, \\ \frac{\Delta_0}{\varepsilon} + C_1e^{\lambda x} + C_2e^{-\lambda x}, & -d/2 < x < d/2, \\ \frac{\Delta\varepsilon}{(\varepsilon+i\delta)^2 - h_0^2} + C_{+r}e^{-\lambda+(x-d/2)} + C_{-r}e^{-\lambda-(x-d/2)}, & x > d/2, \end{cases} \quad (57)$$

where Δ_0 and Δ are superconducting order parameters in the middle superconducting region $-d/2 < x < d/2$ and in the left and right regions covered by the FIs, respectively. $\Delta < \Delta_0$ because of the order parameter suppression by the exchange field h_0 . $\lambda = \sqrt{-2i\varepsilon/D}$, $\lambda_{\pm} = -2i(\varepsilon \pm h_0)/D$. Constants $C_{\pm l,r}$ take the form:

$$C_{\pm l} = C_{\pm r} = \frac{1}{2} \left(\frac{\Delta}{\varepsilon \pm h_0} - \frac{\Delta_0}{\varepsilon} \right) \frac{\frac{\lambda_{\pm}}{\lambda}(1 - \cosh \lambda d) - \sinh \lambda d}{(1 + \frac{\lambda_{\pm}^2}{\lambda^2}) \sinh \lambda d + 2\frac{\lambda_{\pm}}{\lambda} \cosh \lambda d}. \quad (58)$$

The solution of Eq. (55) takes the form $\hat{f}_m^R = f_{m,x}\sigma_x$ with

$$\delta f_m^R(x) = \begin{cases} C_{xl}e^{\lambda_k(x+d/2)} + \frac{\delta h_l \Delta \varepsilon}{(\varepsilon+iDk^2/2)((\varepsilon+i\delta)^2 - h_0^2)} + \frac{2\delta h_l C_{+l} e^{\lambda+(x+d/2)}}{iD(\lambda_k^2 - \lambda_+^2)} + \frac{2\delta h_l C_{-l} e^{\lambda-(x+d/2)}}{iD(\lambda_k^2 - \lambda_-^2)}, & x < -d/2, \\ C_{x1}e^{\lambda_k x} + C_{x2}e^{-\lambda_k x}, & -d/2 < x < d/2, \\ C_{xr}e^{-\lambda_k(x-d/2)} + \frac{\delta h_r \Delta \varepsilon}{(\varepsilon+iDk^2/2)((\varepsilon+i\delta)^2 - h_0^2)} + \frac{2\delta h_r C_{+r} e^{-\lambda+(x-d/2)}}{iD(\lambda_k^2 - \lambda_+^2)} + \frac{2\delta h_r C_{-r} e^{-\lambda-(x-d/2)}}{iD(\lambda_k^2 - \lambda_-^2)}, & x > d/2, \end{cases}$$

where $\lambda_k = \sqrt{-2i(\varepsilon + iDk^2/2)/D}$ and constants take the form:

$$\begin{aligned} C_{xl,r} &= -\frac{\delta h_{l,r} \Delta \varepsilon}{2(\varepsilon + i\frac{Dk^2}{2})[(\varepsilon + i\delta)^2 - h_0^2]} + \frac{\delta h_{r,l} \Delta \varepsilon e^{-\lambda_k d}}{2(\varepsilon + i\frac{Dk^2}{2})[(\varepsilon + i\delta)^2 - h_0^2]} - \\ \frac{\delta h_{l,r}}{iD} &\left(\frac{1 \mp \frac{\lambda_{\pm}}{\lambda_k}}{\lambda_k^2 - \lambda_{\pm}^2} C_{+l,r} + \frac{1 \mp \frac{\lambda_{\mp}}{\lambda_k}}{\lambda_k^2 - \lambda_{\mp}^2} C_{-l,r} \right) + \frac{\delta h_{r,l} e^{-\lambda_k d}}{iD} \left(\frac{1 \pm \frac{\lambda_{\pm}}{\lambda_k}}{\lambda_k^2 - \lambda_{\pm}^2} C_{+r,l} + \frac{1 \pm \frac{\lambda_{\mp}}{\lambda_k}}{\lambda_k^2 - \lambda_{\mp}^2} C_{-r,l} \right). \end{aligned} \quad (59)$$

The spin polarization created by the triplet pairs is calculated from Eq. (45). In the superconducting region under the left(right) FI it can be written as follows:

$$\mathbf{s}_{l,r} = \mathbf{s}_0(x) + s_{loc}(x) \frac{\delta \mathbf{h}_{l,r}}{h_0} + s_{nl}(x) \frac{\delta \mathbf{h}_{r,l}}{h_0}, \quad (60)$$

where the first term is the polarization induced by the equilibrium FI magnetization, s_{loc} is the polarization induced in the left (right) covered superconducting region by the magnon travelling in the left (right) FI and s_{nl} is the nonlocal part of the polarization induced by the magnon travelling in the right(left) covered superconducting region via the nonlocal triplet correlations penetrating from the other covered superconducting region. As it was mentioned above, we assume that the FI magnetization is homogeneous along the x -direction in each of the FIs. Consequently, only the averaged over the FI width value of the polarization enters the LLG equation. Therefore, we need to average Eq. (60) over the FI width in each of the superconducting regions under the FIs. Then $\overline{s_0}$ and $\overline{s_{loc}}$ contain terms of zero and first order with respect to the parameter ξ_S/t and we can neglect the terms $\sim \xi_S/t \ll 1$ for simplicity without loss of important qualitative physics. At the same time $\overline{s_{nl}}$ is $\sim \xi_S/t$ because it is entirely determined by the correlations coming from the second FI region and decaying at ξ_S . Under the described simplifying assumptions we obtain that \mathbf{s}_0 and $s_{loc}\delta\mathbf{h}/h_0$ are described by the linearized versions of Eqs. (37) and (38), respectively, and the nonlocal contribution to the polarization takes the form:

$$\overline{s_{nl}} = -N_F \int d\varepsilon \tanh \frac{\varepsilon}{2T} \text{Re} \left[\frac{h_0 \Delta \varepsilon e^{-\lambda_k d}}{\lambda_k t [(\varepsilon + i\delta)^2 - h_0^2]} \left\{ \frac{\Delta \varepsilon}{2[(\varepsilon + i\delta)^2 - h_0^2](\varepsilon + iDk^2/2)} + \frac{1}{iD} \left(\frac{C_{+,l}}{\lambda_k(\lambda_k + \lambda_+)} + \frac{C_{-,l}}{\lambda_k(\lambda_k + \lambda_-)} \right) \right\} \right]. \quad (61)$$

Taking into account the torque resulting from the nonlocal polarization, we obtain the coupled system of the LLG equations for the both FIs:

$$\frac{\partial \mathbf{m}_{l,r}}{\partial t} = -\gamma \mathbf{m}_{l,r} \times \mathbf{H}_{eff} + \alpha \mathbf{m}_{l,r} \times \frac{\partial \mathbf{m}_{l,r}}{\partial t} + \frac{J}{d_{FI}} \overline{s_{nl}} \mathbf{m}_{l,r} \times \mathbf{m}_{r,l}. \quad (62)$$

The last term couples the both magnetizations. Then we express $\mathbf{m}_{l,r} = \mathbf{m}_0 + \delta \mathbf{m}_{l,r}$ as a sum of the equilibrium magnetization \mathbf{m}_0 and the magnon contribution $\delta \mathbf{m}_{l,r}$. Linearizing Eqs. (62) with respect to $\delta \mathbf{m}_{l,r}$ and solving them for the magnon dispersion, we obtain:

$$\omega_{\pm}(k) = \omega_0 + \tilde{D}_m k^2 \mp \frac{J}{d_{FI}} \overline{s_{nl}}, \quad (63)$$

where $\omega_0 + \tilde{D}_m k^2$ is the magnon dispersion in a separate FI/S bilayer with the renormalized stiffness $\tilde{D}_m = D_m + \delta D_m$ and the last term accounts for the hybridization and splitting of the magnon modes due to the interaction via the superconductor. The eigenvectors of the linearized with respect to $\delta \mathbf{m}_{l,r}$ version of Eqs. (62) corresponding to the eigenfrequencies Eq. (63) take the form:

$$\begin{pmatrix} \delta \mathbf{m}_{l,\pm} \\ \delta \mathbf{m}_{r,\pm} \end{pmatrix} = \begin{pmatrix} 1 \\ \pm 1 \end{pmatrix}, \quad (64)$$

that is, the eigenmodes of the system are represented by the symmetric and antisymmetric combination of the uncoupled magnons. The value of the frequency splitting $\Delta\omega = (J/d_{FI})\overline{s_{nl}}$ can be estimated as $\Delta\omega \sim 10^9 \exp(-d/\xi_S)$ Hz for the material and geometric parameters used above and $t/\xi_S \sim 10$.

The coupling between the uniform modes of two ferromagnetic insulators via a superconductor layer has recently been investigated [68]. However, the nonzero-wavevector excitations considered here allow for a realization of magnon directional coupler based on a fundamentally different physical principle than it has been proposed earlier [37, 66, 67]. Indeed magnons of a given frequency injected into the coupled region have different wave vectors $k_{\pm} \approx k_0 \pm \Delta k$, where $\Delta k = k_0 \Delta\omega / \tilde{D}_m k_0^2$. The coupling length admitted by this design is given in Eq. (12) of the main text. Among the other advantages of this coupling principle we can mention more compactness of the proposed setup, because the strength of the dipole-dipole coupling is strongly reduced with lowering the thickness d_{FI} of the FI layers along the z -direction [37], while in the framework of the proposed mechanism the coupling strength is $\propto d_{FI}^{-1}$, that is ultra-thin ferromagnetic films are more favorable. Second, the superconducting coupling can be switched on/off by any means, which are known to control superconductivity: temperature, magnetic field, voltage. An interesting perspective is to investigate the possibility to control the coupling strength via the superconducting phase. Our proposed design also enables an analogous coupler for magnons in antiferromagnetic lines, because the dynamical triplets should also be generated there, but the stray fields are weak and, therefore, the dipole-dipole coupling principle does not work well.

- Springer e-Books (Springer Berlin Heidelberg, 2008).
- [2] M. Sigrist and K. Ueda, Phenomenological theory of unconventional superconductivity, *Rev. Mod. Phys.* **63**, 239 (1991).
 - [3] F. S. Bergeret, A. F. Volkov, and K. B. Efetov, Odd triplet superconductivity and related phenomena in superconductor-ferromagnet structures, *Rev. Mod. Phys.* **77**, 1321 (2005).
 - [4] M. Eschrig and T. Löfwander, Triplet supercurrents in clean and disordered half-metallic ferromagnets, *Nature Physics* **4**, 138 (2008).
 - [5] A. I. Buzdin, Proximity effects in superconductor-ferromagnet heterostructures, *Rev. Mod. Phys.* **77**, 935 (2005).
 - [6] J. Linder and J. W. A. Robinson, Superconducting spintronics, *Nature Physics* **11**, 307 (2015).
 - [7] F. S. Bergeret, M. Silaev, P. Virtanen, and T. T. Heikkilä, Colloquium: Nonequilibrium effects in superconductors with a spin-splitting field, *Rev. Mod. Phys.* **90**, 041001 (2018).
 - [8] L. Fu and C. L. Kane, Superconducting proximity effect and majorana fermions at the surface of a topological insulator, *Phys. Rev. Lett.* **100**, 096407 (2008).
 - [9] C. Nayak, S. H. Simon, A. Stern, M. Freedman, and S. Das Sarma, Non-abelian anyons and topological quantum computation, *Rev. Mod. Phys.* **80**, 1083 (2008).
 - [10] In this Letter, we use the term “spinfull Cooper pairs” to describe the equal-spin spin-triplet Cooper pairs (e.g., $|\uparrow\uparrow\rangle$) that bear a net spin along the z direction. They are to be contrasted with the spinless spin-triplet Cooper pairs ($\sim |\uparrow\downarrow\rangle + |\downarrow\uparrow\rangle$) that do not exhibit a net spin. The latter kind of Cooper pairs are commonly found in spin-active superconducting hybrids, but they are not capable of delivering, for example, a nondissipative spin transfer torque.
 - [11] R. S. Keizer, S. T. B. Goennenwein, T. M. Klapwijk, G. Miao, G. Xiao, and A. Gupta, A spin triplet supercurrent through the half-metallic ferromagnet CrO_2 , *Nature* **439**, 825 (2006).
 - [12] T. S. Khaire, M. A. Khasawneh, W. P. Pratt, and N. O. Birge, Observation of spin-triplet superconductivity in Co -based josephson junctions, *Phys. Rev. Lett.* **104**, 137002 (2010).
 - [13] K.-R. Jeon, C. Ciccarelli, A. J. Ferguson, H. Kurebayashi, L. F. Cohen, X. Montiel, M. Eschrig, J. W. A. Robinson, and M. G. Blamire, Enhanced spin pumping into superconductors provides evidence for superconducting pure spin currents, *Nature Materials* **17**, 499 (2018).
 - [14] S. Diesch, P. Machon, M. Wolz, C. Sürgers, D. Beckmann, W. Belzig, and E. Scheer, Creation of equal-spin triplet superconductivity at the Al/FeS_2 interface, *Nature Communications* **9**, 5248 (2018).
 - [15] K.-R. Jeon, X. Montiel, S. Komori, C. Ciccarelli, J. Haigh, H. Kurebayashi, L. F. Cohen, A. K. Chan, K. D. Stenning, C.-M. Lee, M. Eschrig, M. G. Blamire, and J. W. A. Robinson, Tunable pure spin supercurrents and the demonstration of their gateability in a spin-wave device, *Phys. Rev. X* **10**, 031020 (2020).
 - [16] A. Costa, M. Sutula, V. Lauter, J. Song, J. Fabian, and J. S. Moodera, Superconducting triplet pairing in Ni-ga -bilayer junctions (2021), arXiv:2102.03083 [cond-mat.supr-con].
 - [17] C. Bell, S. Milikisyants, M. Huber, and J. Aarts, Spin dynamics in a superconductor-ferromagnet proximity system, *Phys. Rev. Lett.* **100**, 047002 (2008).
 - [18] K.-R. Jeon, C. Ciccarelli, H. Kurebayashi, J. Wunderlich, L. F. Cohen, S. Komori, J. W. A. Robinson, and M. G. Blamire, Spin-pumping-induced inverse spin hall effect in $\text{Nb}/\text{Ni}_{80}\text{Fe}_{20}$ bilayers and its strong decay across the superconducting transition temperature, *Phys. Rev. Applied* **10**, 014029 (2018).
 - [19] Y. Yao, Q. Song, Y. Takamura, J. P. Cascales, W. Yuan, Y. Ma, Y. Yun, X. C. Xie, J. S. Moodera, and W. Han, Probe of spin dynamics in superconducting NbN thin films via spin pumping, *Phys. Rev. B* **97**, 224414 (2018).
 - [20] M. Müller, L. Liensberger, L. Flacke, H. Huebl, A. Kamra, W. Belzig, R. Gross, M. Weiler, and M. Althammer, Temperature-dependent spin transport and current-induced torques in superconductor-ferromagnet heterostructures, *Phys. Rev. Lett.* **126**, 087201 (2021).
 - [21] M. Eschrig, Spin-polarized supercurrents for spintronics: a review of current progress, *Reports on Progress in Physics* **78**, 104501 (2015).
 - [22] I. V. Bobkova, A. M. Bobkov, and M. A. Silaev, Spin torques and magnetic texture dynamics driven by the supercurrent in superconductor/ferromagnet structures, *Phys. Rev. B* **98**, 014521 (2018).
 - [23] M. A. Silaev, I. V. Bobkova, and A. M. Bobkov, Odd triplet superconductivity induced by a moving condensate, *Phys. Rev. B* **102**, 100507 (2020).
 - [24] J. Linder and T. Yokoyama, Supercurrent-induced magnetization dynamics in a josephson junction with two misaligned ferromagnetic layers, *Phys. Rev. B* **83**, 012501 (2011).
 - [25] X. Waintal and P. W. Brouwer, Magnetic exchange interaction induced by a josephson current, *Phys. Rev. B* **65**, 054407 (2002).
 - [26] I. Kulagina and J. Linder, Spin supercurrent, magnetization dynamics, and φ -state in spin-textured josephson junctions, *Phys. Rev. B* **90**, 054504 (2014).
 - [27] K. Halterman and M. Alidoust, Josephson currents and spin-transfer torques in ballistic SFSFS nanojunctions, *Superconductor Science and Technology* **29**, 055007 (2016).
 - [28] P. Machon, M. Eschrig, and W. Belzig, Nonlocal thermoelectric effects and nonlocal onsager relations in a three-terminal proximity-coupled superconductor-ferromagnet device, *Phys. Rev. Lett.* **110**, 047002 (2013).
 - [29] A. Ozaeta, P. Virtanen, F. S. Bergeret, and T. T. Heikkilä, Predicted very large thermoelectric effect in ferromagnet-superconductor junctions in the presence of a spin-splitting magnetic field, *Phys. Rev. Lett.* **112**, 057001 (2014).
 - [30] S. Kolenda, M. J. Wolf, and D. Beckmann, Observation of thermoelectric currents in high-field superconductor-ferromagnet tunnel junctions, *Phys. Rev. Lett.* **116**, 097001 (2016).
 - [31] T. Kato, Y. Ohnuma, M. Matsuo, J. Rech, T. Jonckheere, and T. Martin, Microscopic theory of spin transport at the interface between a superconductor and a ferromagnetic insulator, *Phys. Rev. B* **99**, 144411 (2019).
 - [32] K.-R. Jeon, J.-C. Jeon, X. Zhou, A. Migliorini, J. Yoon, and S. S. P. Parkin, Giant Transition-State Quasiparticle Spin-Hall Effect in an Exchange-Spin-Split Superconductor Detected by Nonlocal Magnon Spin Transport, *ACS Nano* **14**, 15874 (2020).
 - [33] M. Amundsen, I. V. Bobkova, and A. Kamra, Magnonic spin joule heating and rectification effects (2021),

- arXiv:2109.04329 [cond-mat.mes-hall].
- [34] I. V. Bobkova, A. M. Bobkov, and W. Belzig, Thermally induced spin-transfer torques in superconductor/ferromagnet bilayers, *Phys. Rev. B* **103**, L020503 (2021).
- [35] G. A. Bobkov, I. V. Bobkova, A. M. Bobkov, and A. Kamra, Thermally induced spin torque and domain-wall motion in superconductor/antiferromagnetic-insulator bilayers, *Phys. Rev. B* **103**, 094506 (2021).
- [36] A. V. Sadovnikov, E. N. Beginin, S. E. Sheshukova, D. V. Romanenko, Y. P. Sharaevskii, and S. A. Nikitov, Directional multimode coupler for planar magnonics: Side-coupled magnetic stripes, *Applied Physics Letters* **107**, 202405 (2015).
- [37] Q. Wang, P. Pirro, R. Verba, A. Slavin, B. Hillebrands, and A. V. Chumak, Reconfigurable nanoscale spin-wave directional coupler, *Science Advances* **4**, e1701517 (2018).
- [38] A. V. Chumak, P. Kabos, M. Wu, C. Abert, C. Adelman, A. Adeyeye, J. Åkerman, F. G. Aliev, A. Anane, A. Awad, C. H. Back, A. Barman, G. E. W. Bauer, M. Becherer, E. N. Beginin, V. A. S. V. Bittencourt, Y. M. Blanter, P. Bortolotti, I. Boventer, D. A. Bozhko, S. A. Bunyaev, J. J. Carmiggelt, R. R. Cheenikundil, F. Ciubotaru, S. Cotofana, G. Csaba, O. V. Dobrovolskiy, C. Dubs, M. Elyasi, K. G. Fripp, H. Fulara, I. A. Golovchanskiy, C. Gonzalez-Ballester, P. Graczyk, D. Grundler, P. Gruszecki, G. Gubbiotti, K. Gusliencko, A. Haldar, S. Hamdioui, R. Hertel, B. Hillebrands, T. Hioki, A. Houshang, C. M. Hu, H. Huebl, M. Huth, E. Iacocca, M. B. Jungfleisch, G. N. Kakazei, A. Khitun, R. Khymyn, T. Kikkawa, M. Kläui, O. Klein, J. W. Klos, S. Knauer, S. Koraltan, M. Kostylev, M. Krawczyk, I. N. Krivorotov, V. V. Kruglyak, D. Lachance-Quirion, S. Ladak, R. Lebrun, Y. Li, M. Lindner, R. Macêdo, S. Mayr, G. A. Melkov, S. Mieszczak, Y. Nakamura, H. T. Nembach, A. A. Nikitin, S. A. Nikitov, V. Novosad, J. A. Otorola, Y. Otani, A. Papp, B. Pigeau, P. Pirro, W. Porod, F. Porrati, H. Qin, B. Rana, T. Reimann, F. Riente, O. Romero-Isart, A. Ross, A. V. Sadovnikov, A. R. Safin, E. Saitoh, G. Schmidt, H. Schultheiss, K. Schultheiss, A. A. Serga, S. Sharma, J. M. Shaw, D. Suess, O. Surzhenko, K. Szulc, T. Taniguchi, M. Urbánek, K. Usami, A. B. Ustinov, T. van der Sar, S. van Dijken, V. I. Vasyuchka, R. Verba, S. V. Kusminskiy, Q. Wang, M. Weides, M. Weiler, S. Wintz, S. P. Wolski, and X. Zhang, Roadmap on spin-wave computing (2021), arXiv:2111.00365 [physics.app-ph].
- [39] P. Pirro, V. I. Vasyuchka, A. A. Serga, and B. Hillebrands, Advances in coherent magnonics, *Nature Reviews Materials* **6**, 1114 (2021).
- [40] H. Fröhlich, Electrons in lattice fields, *Advances in Physics* **3**, 325 (1954).
- [41] G. Chuev and V. Lakhno, *Perspectives Of Polarons* (World Scientific Publishing Company, 1996).
- [42] D. Emin, *Polarons* (Cambridge University Press, 2012).
- [43] T. Gilbert, A phenomenological theory of damping in ferromagnetic materials, *IEEE Transactions on Magnetics* **40**, 3443 (2004).
- [44] D. Ralph and M. Stiles, Spin transfer torques, *Journal of Magnetism and Magnetic Materials* **320**, 1190 (2008).
- [45] W. Belzig, F. K. Wilhelm, C. Bruder, G. Schön, and A. D. Zaikin, Quasiclassical green's function approach to mesoscopic superconductivity, *Superlattices and Microstructures* **25**, 1251 (1999).
- [46] N. Kopnin, *Theory of Nonequilibrium Superconductivity*, International Series of Monographs (Clarendon Press, 2001).
- [47] T. Tokuyasu, J. A. Sauls, and D. Rainer, Proximity effect of a ferromagnetic insulator in contact with a superconductor, *Phys. Rev. B* **38**, 8823 (1988).
- [48] X. Hao, J. S. Moodera, and R. Meservey, Thin-film superconductor in an exchange field, *Phys. Rev. Lett.* **67**, 1342 (1991).
- [49] J. S. Moodera, T. S. Santos, and T. Nagahama, The phenomena of spin-filter tunnelling, *Journal of Physics: Condensed Matter* **19**, 165202 (2007).
- [50] A. Kamra, A. Rezaei, and W. Belzig, Spin splitting induced in a superconductor by an antiferromagnetic insulator, *Phys. Rev. Lett.* **121**, 247702 (2018).
- [51] A. Cottet, D. Huertas-Hernando, W. Belzig, and Y. V. Nazarov, Spin-dependent boundary conditions for isotropic superconducting green's functions, *Phys. Rev. B* **80**, 184511 (2009).
- [52] M. Eschrig, A. Cottet, W. Belzig, and J. Linder, General boundary conditions for quasiclassical theory of superconductivity in the diffusive limit: application to strongly spin-polarized systems, *New Journal of Physics* **17**, 083037 (2015).
- [53] See the appended Supplemental Material (SM) for (i) a detailed solution to the Usadel equation and the corresponding evaluation of physical observables in the superconducting layer, and (ii) a detailed discussion of the excitation properties renormalization, when going beyond the adiabatic approximation.
- [54] M. A. Silaev, D. S. Rabinovich, and I. V. Bobkova, Chiral pair density wave states generated by spin supercurrents (2021), arXiv:2108.08862 [cond-mat.supr-con].
- [55] L. D. Landau, Electron motion in crystal lattices, *Phys. Z. Sowjetunion* **3**, 664 (1933).
- [56] S. I. Pekar, *Journ. of Phys. USSR* **10**, 341 (1946).
- [57] Y. Tserkovnyak, A. Brataas, and G. E. W. Bauer, Enhanced gilbert damping in thin ferromagnetic films, *Phys. Rev. Lett.* **88**, 117601 (2002).
- [58] M. A. Silaev, Finite-frequency spin susceptibility and spin pumping in superconductors with spin-orbit relaxation, *Phys. Rev. B* **102**, 144521 (2020).
- [59] Y. Tserkovnyak, A. Brataas, G. E. W. Bauer, and B. I. Halperin, Nonlocal magnetization dynamics in ferromagnetic heterostructures, *Rev. Mod. Phys.* **77**, 1375 (2005).
- [60] In this work, we have considered spin-1 magnons and disregarded squeezing effects [78, 79], for simplicity.
- [61] This is to be contrasted with the recent theoretical proposal [80] in which a charge current flow through an unconventional and exotic spin-triplet superconductor, which is inevitably spin polarized, induces magnon spin current in an adjacent ferromagnet. As per our analysis, the effect predicted there vanishes when one considers a conventional spin-singlet superconductor, as we consider here.
- [62] A. V. Sadovnikov, E. N. Beginin, S. A. Odincov, S. E. Sheshukova, Y. P. Sharaevskii, A. I. Stognij, and S. A. Nikitov, Frequency selective tunable spin wave channeling in the magnonic network, *Applied Physics Letters* **108**, 172411 (2016).
- [63] A. V. Sadovnikov, A. A. Grachev, S. E. Sheshukova, Y. P. Sharaevskii, A. A. Serdobintsev, D. M. Mitin, and S. A. Nikitov, Magnon straintronics: Reconfigurable spin-wave routing in strain-controlled bilateral magnetic stripes,

- Phys. Rev. Lett. **120**, 257203 (2018).
- [64] A. V. Sadovnikov, V. A. Gubanov, S. E. Sheshukova, Y. P. Sharaevskii, and S. A. Nikitov, Spin-wave drop filter based on asymmetric side-coupled magnonic crystals, Phys. Rev. Applied **9**, 051002 (2018).
- [65] A. V. Sadovnikov, A. A. Grachev, V. A. Gubanov, S. A. Odintsov, A. A. Martyshkin, S. E. Sheshukova, Y. P. Sharaevskii, and S. A. Nikitov, Spin-wave intermodal coupling in the interconnection of magnonic units, Applied Physics Letters **112**, 142402 (2018).
- [66] A. V. Sadovnikov, A. A. Grachev, A. A. Serdobintsev, S. E. Sheshukova, S. S. Yankin, and S. A. Nikitov, Magnon straintronics to control spin-wave computation: Strain reconfigurable magnonic-crystal directional coupler, IEEE Magnetics Letters **10**, 1 (2019).
- [67] Q. Wang, M. Kewenig, M. Schneider, R. Verba, F. Kohl, B. Heinz, M. Geilen, M. Mohseni, B. Lagel, F. Ciubotaru, C. Adelman, C. Dubs, S. D. Cotofana, O. V. Dobrovolskiy, T. Bracher, P. Pirro, and A. V. Chumak, A magnonic directional coupler for integrated magnonic half-adders, Nature Electronics **3**, 765 (2020).
- [68] R. Ojajarvi, F. S. Bergeret, M. A. Silaev, and T. T. Heikkila, Dynamics of two ferromagnetic insulators coupled by superconducting spin current (2022), arXiv:2107.09959 [cond-mat.supr-con].
- [69] J. Xiao, G. E. W. Bauer, K.-c. Uchida, E. Saitoh, and S. Maekawa, Theory of magnon-driven spin seebeck effect, Phys. Rev. B **81**, 214418 (2010).
- [70] S. Demokritov, B. Hillebrands, and A. Slavin, Brillouin light scattering studies of confined spin waves: linear and nonlinear confinement, Physics Reports **348**, 441 (2001).
- [71] T. Sebastian, K. Schultheiss, B. Obry, B. Hillebrands, and H. Schultheiss, Micro-focused brillouin light scattering: imaging spin waves at the nanoscale, Frontiers in Physics **3**, 10.3389/fphy.2015.00035 (2015).
- [72] H. T. Nembach, J. M. Shaw, M. Weiler, E. Jue, and T. J. Silva, Linear relation between heisenberg exchange and interfacial dzyaloshinskii–moriya interaction in metal films, Nature Physics **11**, 825 (2015).
- [73] H. Wang, J. Chen, T. Liu, J. Zhang, K. Baumgaertl, C. Guo, Y. Li, C. Liu, P. Che, S. Tu, S. Liu, P. Gao, X. Han, D. Yu, M. Wu, D. Grundler, and H. Yu, Chiral spin-wave velocities induced by all-garnet interfacial dzyaloshinskii-moriya interaction in ultrathin yttrium iron garnet films, Phys. Rev. Lett. **124**, 027203 (2020).
- [74] L. J. Cornelissen, J. Liu, R. A. Duine, J. B. Youssef, and B. J. Van Wees, Long-distance transport of magnon spin information in a magnetic insulator at room temperature, Nature Physics **11**, 1022 (2015).
- [75] S. T. Goennenwein, R. Schlitz, M. Pernpeintner, K. Ganzhorn, M. Althammer, R. Gross, and H. Huebl, Non-local magnetoresistance in YIG/Pt nanostructures, Applied Physics Letters **107**, 10.1063/1.4935074 (2015).
- [76] J. Li, Y. Xu, M. Aldosary, C. Tang, Z. Lin, S. Zhang, R. Lake, and J. Shi, Observation of magnon-mediated current drag in Pt/yttrium iron garnet/Pt(Ta) trilayers, Nature Communications **7**, 3 (2016).
- [77] F. S. Bergeret, K. B. Efetov, and A. I. Larkin, Nonhomogeneous magnetic order in superconductor-ferromagnet multilayers, Phys. Rev. B **62**, 11872 (2000).
- [78] A. Kamra and W. Belzig, Super-poissonian shot noise of squeezed-magnon mediated spin transport, Phys. Rev. Lett. **116**, 146601 (2016).
- [79] A. Kamra, U. Agrawal, and W. Belzig, Noninteger-spin magnonic excitations in untextured magnets, Phys. Rev. B **96**, 020411 (2017).
- [80] L. G. Johnsen, H. T. Simensen, A. Brataas, and J. Linder, Magnon spin current induced by triplet cooper pair supercurrents, Phys. Rev. Lett. **127**, 207001 (2021).