

Peak effect in a superconductor/normal metal strip being in vortex-free state

P. M. Marychev* and D. Yu. Vodolazov

Institute for Physics of Microstructures, Russian Academy of Sciences, Nizhny Novgorod, 603950 Russia

(Dated: March 18, 2022)

We theoretically predict that the critical current I_c and magnetization M of hybrid superconductor/normal-metal (SN) strip may have nonmonotonous dependence on perpendicular magnetic field - so called peak effect, which is connected either with vortex entry to the superconductor or with peculiarities of vortex pinning, the found phenomenon exists at low fields, in the vortex-free (Meissner) phase. We argue that the effect appears at specific parameters of studied hybrid structure when its in-plane current-supervelocity relation has two maxima. We expect that the same peak effect may exist in two-band superconductors (like MgB₂) where similar current-supervelocity dependence was predicted at low temperatures.

The influence of a perpendicular magnetic field H on transport properties of type-II superconductors has been the subject of numerous studies. Usually the critical current I_c of bulk superconductors is determined mainly by pinning of vortices on defects and it monotonically decreases with increasing H . However in conventional low- T_c superconductors there has been observed a peak in $I_c(H)$ just below the upper critical field H_{c2} (see for example [1–3]). The peak in $I_c(H)$ is also accompanied by a peak in the dependence of magnetization M on H and this phenomenon is called as the peak effect. The peak effect near H_{c2} is explained by a softening of the vortex lattice [4 and 5]. Also there was discovered the peak located significantly below H_{c2} both in the low- T_c [6 and 7] and high- T_c superconductors [8 and 9]. The origin of this type of peak is explained by the transition from a quasicrystalline vortex lattice to an amorphous vortex glass state.

In a homogeneous superconducting strip the critical current could be determined not by the bulk pinning of vortices but by the edge barrier for their entrance [10–13]. Usually effect of edge barrier is pronounced in a thin strip/bridge with thickness d_S less than the London magnetic field penetration depth λ and at relatively low magnetic fields when there is no dense vortex lattice [13–16]. In relatively narrow strip (with width $W \ll \Lambda = \lambda^2/d_S$) one may observe peak in $I_c(H)$ near the field for first vortex entry [16–18] (the same peak has been observed in thin Pb/In and Nb strips placed in parallel magnetic field [19 and 20]). It originates from the entrance of the vortex row at some field which does not exit the strip and it prevents subsequent vortex entry [21]. It is interesting that competition of the bulk pinning and edge barrier also may lead, at some parameters, to the peak effect at low magnetic fields, as it was predicted in Ref. [22].

Here we argue that peak in $I_c(H)$ and $M(H)$ may arise even in the vortex-free state. Below we show that it could be realized, for example, in a hybrid superconductor/normal metal (SN) thin strip with large ratio of resistivities of S and N layers $\rho_S/\rho_N \gg 1$ in the normal state. In Ref. [23] it has been shown that dependence of superconducting sheet current density J_s (in ordinary S strip $J_s = j_s d_S$ where j_s is a superconducting current density) on supervelocity v_s or supermomentum

$\hbar q = \hbar(\nabla\varphi + 2\pi A/\Phi_0) \sim v_s$ (here φ is the phase of superconducting order parameter and A is the vector potential) may have two maxima at low temperature. The first maximum at small q is connected with suppression of the proximity induced superconductivity in the N layer, while the second maximum at large q comes from suppression of superconductivity in the S layer. The predicted dependence is rather different from $J_s(q)$ of ordinary one-band superconductor, which has only one maximum, but it resembles the dependence $J_s(q)$ for two-band superconductors [24 and 25]. In that case different maxima correspond to destruction of superconductivity in different bands.

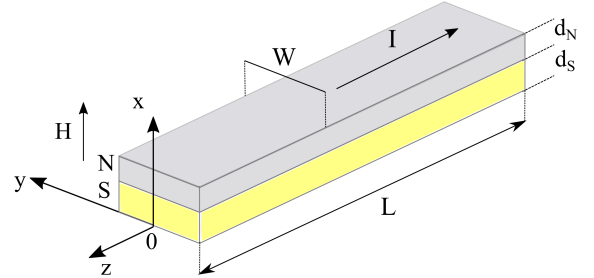


FIG. 1. Sketch of SN strip with transport current I and placed in perpendicular magnetic field H .

Our model system is shown in Fig. 1. The SN strip with width W has two layers: superconducting one with thickness d_S and the normal metal layer with thickness d_N . In calculations we use one and two-dimensional Usadel equation for normal $g = \cos\Theta$ and anomalous $f = \sin\Theta \exp(i\varphi)$ quasi-classical Green functions, assuming that angle Θ depends only on x and y and length of the SN strip $L \rightarrow \infty$ (equations and details of the model are presented in Appendix and could be found in Ref. [23]). Our model is not able to take into account vortex states so we consider here only the Meissner (vortex-free) state. We consider narrow strip with width smaller than the magnetic field penetration depth Λ of the single S layer to neglect the contribution of screening currents to vector potential which we choose as: $\mathbf{A} = (0, 0, Hy)$. In our model we assume that current reaches the critical value when $q(y = W/2) = q_c$, where

$q(y) = \nabla\varphi + 2\pi A(y)/\Phi_0$ ($\nabla\varphi(y) = \text{const}$) and q_c is the critical value of q corresponding to the reaching depairing current density at the edge. This condition corresponds to instability of the Meissner state with respect to vortex entry [26].

To find $I_c(H)$ we numerically solve either 1D or 2D Usadel equations (see Appendix). In 1D model we split SN strip to filaments with width ξ_c and assume that $J_s(y) = \int j_s(x, y)dx = \int j_s(x, q(y))dx = J_s(q(y))$ (q depends on y -coordinate of filament) and may be found from solution of 1D Usadel equation (in this case Θ has dependence only on x coordinate). Then we calculate $I_c = \int J_s(q(y))dy$. In 2D model we solve 2D Usadel equation with given $q(y)$ and find $I_c = \int j_s(x, y)dxdy$ (Θ depends both on x and y). The difference between these approaches is that in 1D model we neglect proximity effect between adjacent filaments which brings the difference between $J_s(y)$ and $J_s(q(y))$. We expect that the filament model gives quantitatively correct results when $W \gg \xi_N = \sqrt{\hbar D_N/k_B T}$ [27], where D_N is a diffusion coefficient in N layer.

In calculations we normalize lengths in units of $\xi_c = \sqrt{\hbar D_S/k_B T_{c0}}$, where T_{c0} is the critical temperature and D_S is the diffusion coefficient of S layer. Sheet current density J_s is normalized in units of depairing sheet current density $J_{dep}(0) = I_{dep}(0)/d_S$ of S layer at $T = 0$ and the magnetic field is measured in units of $H_s = \Phi_0/2\pi W\xi_c$ (this field is about of first vortex entry field [12 and 13] to the strip at $I = 0$). We choose ratio of resistivities (diffusion coefficients) $\rho_S/\rho_N = D_N/D_S = 100$ which corresponds to NbN, NbTiN, MoN or MoSi as a superconductor and Ag, Cu or Au as a normal metal.

In Fig. 2(a) we show temperature evolution of $|J_s|(q)$ (it was found from solution of 1D Usadel equation) which is used for calculation of the critical current in the filaments model. With decreasing temperature the dependence $|J_s|(q)$ transforms from the ordinary one (with one maximum) to the dependence with two maxima located at $q = q_{c1}$ and $q = q_{c2}$ (note qualitative similarity with $|J_s|(q)$ for the two-band superconductor MgB₂ [24 and 25]). The first maximum comes from the suppression of proximity-induced superconductivity in the N layer where $q_c = q_{c1} \propto \sqrt{1/D_N}$. The second maximum comes from the suppression of superconductivity in the S layer where $q_c = q_{c2} \propto \sqrt{1/D_S} \gg q_{c1}$. The increase of the amplitude of first maximum at low temperatures is explained by the enhancement of the proximity-induced superconductivity while the 'strength' of the intrinsic superconductivity in S layer is already saturated and amplitude of second maximum weakly depends on temperature at low T . As it is discussed in Ref. [23] such an evolution in $J_s(q)$ should lead to the kink on dependence $I_c(T)$ at low T (when $|J_s|(q_{c1})$ becomes larger than $|J_s|(q_{c2})$). The same kink is also predicted in Refs. [24 and 25] for MgB₂ and it is caused by the similar change of $J_s(q)$ with temperature.

The dependence $I_c(H)$ (see Fig. 2(b)) changes with the temperature accordingly to transformation of $J_s(q)$. In-

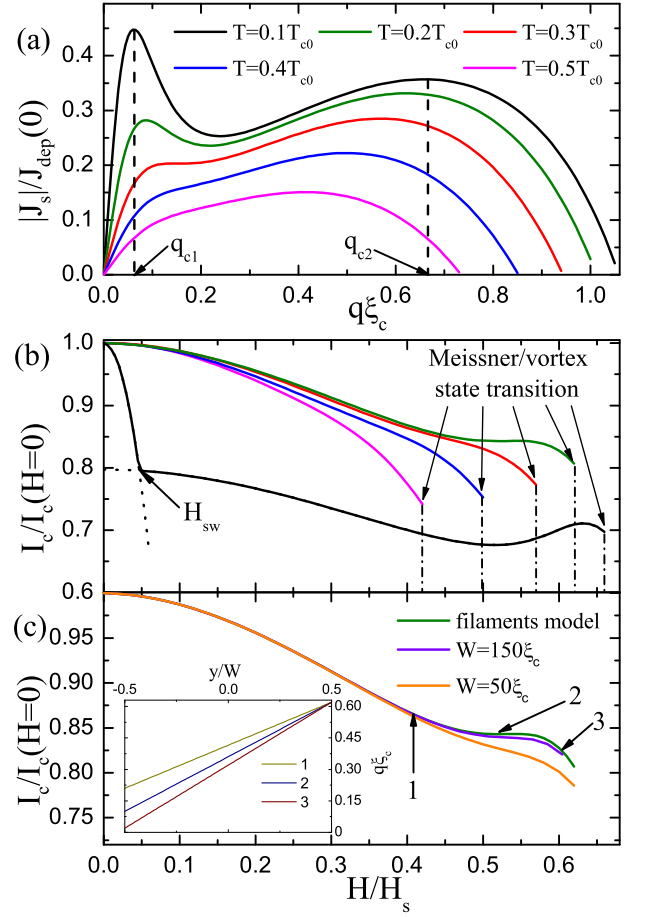


FIG. 2. (a) Dependence of the amplitude of sheet superconducting current density J_s on q in SN strip calculated at different temperatures T in 1D Usadel model. (b) Calculated $I_c(H)$ of SN strip at different T (filaments model). (c) Calculated $I_c(H)$ in filaments and 2D Usadel models at $T = 0.2T_{c0}$. In the inset we show the spatial distribution of $q(y)$ over SN strip at different fields marked by numbers 1–3. SN strip has the following parameters: $d_S = 2\xi_c$, $d_N = 4\xi_c$ and $\rho_S/\rho_N = 100$.

deed, external magnetic field changes the distribution of q across the strip (see inset in Fig. 2(c)). When the width of the SN strip is much larger than ξ_N one may assume that local $J_s(y)$ is determined only by local $q(y)$. With increasing magnetic field q decreases in the strip (except at the edge $y = W/2$) and it leads to monotonous decrease of $|J_s|$ and critical current $I_c = \int J_s dy$ when dependence $|J_s|(q)$ has only one maximum. However, with decreasing temperature the additional maximum appears at low q . At first it leads to flattening of $I_c(H)$ (see Fig. 2(b) at $T = 0.2T_{c0}$) because of flattening of $J_s(q)$. When the height of the first maximum becomes larger than the second one the dependence $I_c(H)$ changes drastically (see Fig. 2(b) at $T = 0.1T_{c0}$). At low fields I_c drops fast with increase of H because of much smaller value of $q(W/2) = q_c = q_{c1} \ll q_{c2}$. At some field (marked by

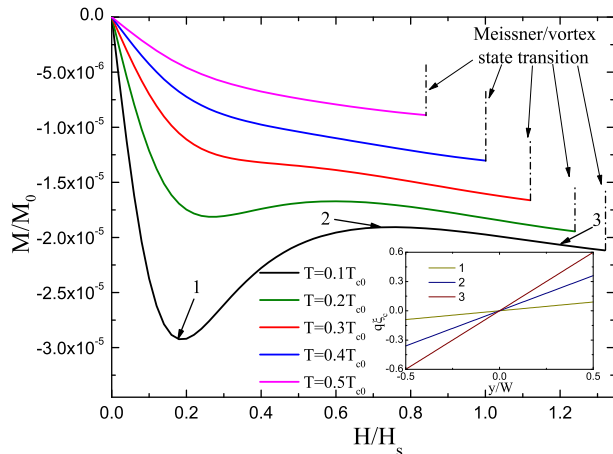


FIG. 3. The magnetization curves of the SN strip calculated in 2D model at different temperatures. Magnetization M is measured in units of $M_0 = \Phi_0/2\pi\xi_c^2$. In the inset we show the distribution $q(y)$ over SN strip at $T = 0.1T_{c0}$ and different fields marked by numbers 1–3. SN strip has the width $W = 80\xi_c$ and the other parameters are as in Fig. 2.

H_{sw} in Fig. 2(b)) the SN strip transit to the state with larger $q(W/2) = q_c = q_{c2}$ because in this case SN strip may carry larger critical current [28]. At $H > H_{sw}$ the peak in $I_c(H)$ appears which is consequence of the first maximum in $|J_s|(q)$.

At some magnetic field q and $J_s(q)$ change the sign at $y = -W/2$. It means that vortices, which enter at opposite edge ($y = W/2$) cannot exit the SN strip. In ordinary S strip it leads to the peak in $I_c(H)$ [21 and 29]. We expect similar behavior in SN strip too. Because vortex states cannot be described by the used model we are bounded by the field $q_{c2}\Phi_0/2\pi W$ at which $q(-W/2) = 0$.

Discussed above features could be seen only for sufficiently wide strips. In a relatively narrow strip with $W \lesssim \xi_N$ the proximity effect from the adjacent regions plays important role and nonmonotonous behavior is smeared out (see Fig. 2(c)).

It is known, that in the ordinary superconductors the peak in $I_c(H)$ is followed by the peak in the magnetization curve $M(H)$ (or vice versa). In SN strip we also find the peak in $M(H) = \int \int [\mathbf{r} \times \mathbf{j}_s] dx dy / (2c(d_S + d_N)W)$ (see Fig. 3). But in contrast to the ordinary peak effect the peaks are located at different fields for $I_c(H)$ and $M(H)$ dependencies. The reason for this is following. In absence of the current the evolution of $q(y)$ with increasing of H is different to the situation with current $I = I_c(H)$ (see inset in Fig. 3 - in this case $q(y) = 2\pi A(y)/\Phi_0$). It results to larger screening currents at low fields than at high H (at $T = 0.1T_{c0}$) and peak is located at lower field. Here we stop calculations at the magnetic field $H = \Phi_0 q_{c2}/(\pi W)$ when $|q(\pm W/2)| = q_{c2}$ and we expect vortex entrance to the SN strip.

We believe that the same effect should exist in SS'

bilayer where S' is a superconductor which has large diffusion coefficient (low resistivity in the normal state, for example Al, Pb or Sn). Due to large $D_{S'}$ the superconductivity in S' layer should be destroyed at smaller q and the current-supervelocity dependence will have two maxima at proper choice of $d_S, d_{S'}$ and temperature. Because qualitatively similar $J_s(q)$ dependence was predicted for two-band superconductor MgB_2 (see [24 and 25]), and, hence, a peak or plateau in $I_c(H)$ should be observed in MgB_2 thin strip at fields $\lesssim q_{c2}\Phi_0/2\pi W$. But important condition for experimental observation of predicted effect is approaching of $I_c(H = 0)$ to the depairing current of SN, SS' or MgB_2 . Most easily critical current about of I_{dep} could be probably reached in SN system how it has been demonstrated recently for MoN/Cu strip [27]. However, in MgB_2 strips/bridges depairing current has not been reached yet. In Refs. [30–32] $I_c \simeq 15 - 30\%$ of the depairing current was claimed which is not large enough for observation of the predicted peak effect.

To conclude, we hope that the experimental observation of the peak or plateau on $I_c(H)$ and/or $M(H)$ dependencies at low fields would indirectly confirm existence of two peaks in $J_s(q)$ dependence in SN, SS' hybrid structures or many-band superconducting materials.

ACKNOWLEDGMENTS

We thank A. Yu. Aladyshkin for helpful discussion.

Appendix: Usadel model

To calculate superconducting properties of the SN strip, we use the Usadel model for normal $g = \cos\Theta$ and anomalous $f = \sin\Theta \exp(i\varphi)$ quasi-classical Green functions inside both S and N layers. We neglect the dependence of Θ on the longitudinal coordinate z since length of the SN strip $L \rightarrow \infty$ and the system is uniform in this direction. Therefore we use the one-dimensional (1D) Usadel equation

$$\frac{\hbar D}{2} \frac{\partial^2 \Theta}{\partial x^2} - \left(\hbar \omega_n + \frac{\hbar D}{2} q^2 \cos \Theta \right) \sin \Theta + \Delta \cos \Theta = 0 \quad (\text{A.1})$$

and the two-dimensional (2D) Usadel equation

$$\frac{\hbar D}{2} \left(\frac{\partial^2 \Theta}{\partial x^2} + \frac{\partial^2 \Theta}{\partial y^2} \right) - \left(\hbar \omega_n + \frac{\hbar D}{2} q^2 \cos \Theta \right) \sin \Theta + \Delta \cos \Theta = 0. \quad (\text{A.2})$$

Here D is a diffusion coefficient ($D = D_S$ and $D = D_N$ in superconducting and normal layers, respectively), $\hbar \omega_n = \pi k_B T (2n + 1)$ are the Matsubara frequencies (n is an integer number), Δ is the superconducting order parameter, which is nonzero only in the S layer. Coordinate axes are

presented in Fig. 1. Δ should satisfy the self-consistency equation

$$\Delta \ln \left(\frac{T}{T_{c0}} \right) = 2\pi k_B T \sum_{\omega_n > 0} \left(\sin \Theta_S - \frac{\Delta}{\hbar \omega_n} \right), \quad (\text{A.3})$$

where T_{c0} is the critical temperature of single S layer in the absence of magnetic field. Equations (A.1,A.2) is supplemented by the Kupriyanov-Lukichev boundary conditions between layers [33] with fully transparent interfaces

$$D_S \frac{d\Theta_S}{dx} \Big|_{x=d_S-0} = D_N \frac{d\Theta_N}{dx} \Big|_{x=d_S+0}.$$

On the interfaces between the system and vacuum we use $d\Theta/dn = 0$.

The superconducting current density is calculated as

$$j_s(x, y) = \frac{2\pi k_B T}{e\rho} q \sum_{\omega_n > 0} \sin^2 \Theta, \quad (\text{A.4})$$

where ρ is the resistivity of corresponding layer. To find $j_s(x, y)$, we numerically solve either equation (A.1) or (A.2) and equation (A.3). Equations are solved by an iteration procedure using the Newton method combined with a tridiagonal matrix algorithm. Obtained $\Theta(x, y)$ is inserted in equation (A.3) to find Δ and then iterations repeat until the self-consistency is achieved.

-
- * Corresponding author: marychevpm@ipmras.ru
- ¹ W. DeSorbo, The Peak Effect in Substitutional and Interstitial Solid Solutions of High-Field Superconductors, *Rev. Mod. Phys.* **36**, 90 (1964).
 - ² M. Isino, T. Kobayashi, N. Toyota, T. Fukase, and Y. Muto, Magnetization and peak effect of several single crystals of V_3Si , *Phys. Rev. B* **38**, 4457 (1988).
 - ³ N. Kokubo, T. Asada, K. Kadowaki, K. Takita, T. G. Sorop, and P. H. Kes, Dynamic ordering of driven vortex matter in the peak effect regime of amorphous MoGe films and **2H-NbSe₂** crystals, *Phys. Rev. B* **75**, 184512 (2007).
 - ⁴ A. B. Pippard, A possible mechanism for the peak effect in type II superconductors, *Philos. Mag.* **19**, 217 (1967).
 - ⁵ A. I. Larkin and Yu. N. Ovchinnikov, Pinning in type II superconductors, *J. Low Temp. Phys.* **34**, 409 (1979).
 - ⁶ S. S. Banerjee, S. Ramakrishnan, A. K. Grover, G. Ravikumar, P.K. Mishra, V. C. Sahni, C. V. Tomy, G. Balakrishnan, D. Mck. Paul, P. L. Gammel, D. J. Bishop, E. Bucher, M. J. Higgins, and S. Bhattacharya, Peak effect, plateau effect, and fishtail anomaly: The reentrant amorphization of vortex matter in **2H-NbSe₂**, *Phys. Rev. B* **62**, 11838 (2000).
 - ⁷ R. Lortz, N. Musolino, Y. Wang, A. Junod, and N. Toyota, Origin of the magnetization peak effect in the **Nb₃Sn** superconductor, *Phys. Rev. B* **75**, 094503 (2007).
 - ⁸ A. A. Zhukov, H. K pfer, G. Perkins, L. F. Cohen, A. D. Caplin, S. A. Klestov, H. Claus, V. I. Voronkova, T. Wolf, and H. W hl, Influence of oxygen stoichiometry on the irreversible magnetization and flux creep in **RBa₂Cu₃O_{7-δ}** (R=Y,Tm) single crystals, *Phys. Rev. B* **51**, 12704 (1995).
 - ⁹ P.-W. Chen, I.-G. Chen, S.-Y. Chen, M.-K. Wu, The peak effect in bulk YBaCuO superconductor with CeO₂ doping by the infiltration growth method, *Supercond. Sci. Technol.* **24**, 085021 (2011).
 - ¹⁰ M. Yu. Kupriyanov and K. K. Likharev, Effect of an edge barrier on the critical current of superconducting films, *Sov. Phys. Solid State* **16**, 1835 (1975).
 - ¹¹ M. Benkraouda and J. R. Clem, Critical current from surface barriers in type-II superconducting strips, *Phys. Rev. B* **58**, 15103 (1998).
 - ¹² G. M. Maksimova, N. V. Zhelezina, and I. L. Maksimov, Critical current and negative magnetoresistance of superconducting film with edge barrier, *Europhys. Lett.* **53**, 639 (2001).
 - ¹³ B. L. T. Plourde, D. J. Van Harlingen, D. Yu. Vodolazov, R. Besseling, M. B. S. Hesselberth, and P. H. Kes, Influence of edge barriers on vortex dynamics in thin weak-pinning superconducting strips, *Phys. Rev. B* **64**, 014503 (2001).
 - ¹⁴ V. P. Andratskii, L. M. Grundel, V. N. Gubankov, and N. B. Pavlov, Destruction of superconductivity in thin narrow films by a current, *Sov. Phys. JETP* **38**, 794 (1974).
 - ¹⁵ D. T. Fuchs, E. Zeldov, M. Rappaport, T. Tamegai, S. Ooi, and H. Shtrikman, Transport properties governed by surface barriers in Bi₂Sr₂CaCu₂O₈, *Nature (London)* **391**, 373 (1998).
 - ¹⁶ K. Ilin, D. Henrich, Y. Luck, Y. Liang, M. Siegel, and D. Yu. Vodolazov, Critical current of Nb, NbN, and TaN thin-film bridges with and without geometrical nonuniformities in a magnetic field, *Phys. Rev. B* **89**, 184511 (2014).
 - ¹⁷ J. Eisenmenger, F. M. Kamm, A. Plettl and P. Ziemann, Matching in YBCO nanobridges due to surface barrier effects, *Physica C* **411**, 136 (2004).
 - ¹⁸ S.-Z. Lin, O. Ayala-Valenzuela, R. D. McDonald, L. N. Bulaevskii, T. G. Holesinger, F. Ronning, N. R. Weisse-Bernstein, T. L. Williamson, A. H. Mueller, M. A. Hoffbauer, M. W. Rabin, and M. J. Graf, Characterization of the thin-film NbN superconductor for single-photon detection by transport measurements, *Phys. Rev. B* **87**, 184507 (2013).
 - ¹⁹ T. Yamashita and L. Rinderer, Temperature dependence of the vortex nucleation field of thin-film, type II superconductors, *J. of Low Temperature Physics*, **24**, 695 (1976).
 - ²⁰ L.P.Ichkitidze and V.I. Skobelkin, The peak effect in superconducting films in a parallel magnetic field, *Fiz. Tver. Tela* **7**, 117 (1981).
 - ²¹ V.V. Schmidt, Critical current in superconducting films, *Sov. Phys. JETP* **30**, 1137 (1970).
 - ²² A. A. Elistratov, D. Yu. Vodolazov, I. L. Maksimov, and J. R. Clem, Field-dependent critical current in type-II superconducting strips: Combined effect of bulk pinning and geometrical edge barrier, *Phys. Rev. B* **66**, 220506(R) (2002).
 - ²³ D. Yu. Vodolazov, A. Yu. Aladyshkin, E. E. Pestov, S. N. Vdovichev, S. S. Ustavshikov, M. Yu. Levichev, A. V. Putilov, P. A. Yunin, A. I. El'kina, N. N. Bukharov and A. M. Klushin, Peculiar superconducting properties of a thin film superconductor–normal metal bilayer with large ratio of resistivities, *Supercond. Sci. Technol.* **31**, 115004 (2018).

- (2018).
- ²⁴ A. E. Koshelev and A. A. Golubov, Why magnesium diboride is not described by anisotropic Ginzburg-Landau theory, *Phys. Rev. Lett.* **92**, 107008 (2004).
- ²⁵ E. J. Nicol and J. P. Carbotte, Theory of the critical current in two-band superconductors with application to MgB₂, *Phys. Rev. B* **72**, 014520 (2005).
- ²⁶ D.Y. Vodolazov, I.L. Maksimov, E.H. Brandt, Vortex entry conditions in type-II superconductors.: Effect of surface defects, *Physica C* **384**, 211 (2003).
- ²⁷ S. S. Ustavschikov, M. Y. Levichev, I. Y. Pashenkin, A. M. Klushin, and D. Y. Vodolazov, Approaching depairing current in dirty thin superconducting strip covered by low resistive normal metal, *Supercond. Sci. Technol.* **34**, 015004 (2021).
- ²⁸ Because of jump-like change of q this transition is of the first kind and there is a kink on dependence $I_c(H)$. During the transition the electric field should appear which provides change of q everywhere in the SN strip. How this switching happens is an interesting question but it is beyond of scope of our work because it needs consideration of the time-dependent problem.
- ²⁹ D. Y. Vodolazov, Vortex-induced negative magnetoresistance and peak effect in narrow superconducting films, *Phys. Rev. B* **88**, 014525 (2013).
- ³⁰ M. N. Kunchur, S. I. Lee, and W. N. Kang, Pair-breaking critical current density of magnesium diboride, *Phys. Rev. B* **68**, 064516 (2003).
- ³¹ C. G. Zhuang, S. Meng, C. Y. Zhang, Q. R. Feng, Z. Z. Gan, H. Yang, Y. Jia, H. H. Wen, and X. X. Xi, Ultrahigh current-carrying capability in clean MgB₂ films, *J. Appl. Phys.* **104**, 013924 (2008).
- ³² E. Novoselov, N. Zhang, and S. Cherednichenko, Low noise MgB₂ hot electron bolometer mixer operated at 5.3 THz and at 20 K, *IEEE Trans. Appl. Supercond.* **27**, 4601605 (2017).
- ³³ M. Yu. Kuprianov and V. F. Lukichev, Influence of boundary transparency on the critical current of "dirty" SS'S structures, *Sov. Phys. JETP* **67**, 1163 (1988).