

A quantum learning approach based on Hidden Markov Models for failure scenarios generation

Ahmed ZAIYOU

EDF Lab Saclay, PERICLES, France
LIPN - CNRS UMR 7030, USPN
LaMSN, La Maison des Sciences Numériques
ahmed.zaiou@edf.fr

Younès BENNANI

LIPN - CNRS UMR 7030, Université Sorbonne Paris Nord
LaMSN, La Maison des Sciences Numériques
younes.bennani@sorbonne-paris-nord.fr

Basarab MATEI

LIPN - CNRS UMR 7030, Université Sorbonne Paris Nord
LaMSN, La Maison des Sciences Numériques, France
basarab.matei@sorbonne-paris-nord.fr

Mohamed HIBTI

EDF Lab Saclay, PERICLES
France
mohamed.hibti@edf.fr

Abstract—Finding the failure scenarios of a system is a very complex problem in the field of Probabilistic Safety Assessment (PSA). In order to solve this problem we will use the Hidden Quantum Markov Models (HQMMs) to create a generative model. Therefore, in this paper, we will study and compare the results of HQMMs and classical Hidden Markov Models HMM on a real datasets generated from real small systems in the field of PSA. As a quality metric we will use Description accuracy DA and we will show that the quantum approach gives better results compared with the classical approach, and we will give a strategy to identify the probable and non-probable failure scenarios of a system.

Keywords—Quantum Machine Learning (QML); Quantum Hidden Markov Models (QHMMs); Hidden Markov Models (HMMs); Probabilistic Safety Assessment (PSA)

I. INTRODUCTION

Quantum Computing [7] is becoming increasingly a solution for complex problems that are hard to solve with classical computers [10]. This computational ability has been demonstrated theoretically by several papers, which suggests very interesting algorithms such as Grover’s algorithm [6], Shor algorithm [11] and several others such as [9], [16]. Machine Learning is one of the most usable domains of Quantum Computing, several papers can be found in this field, either in Universal Quantum computers [3], [8] or in Quantum Annealing computers [12], [14]. Also, in Deep Learning we find several proposed solutions [4], [5]. One of the

most studied models recently is the Quantum Hidden Markov Models (QHMMs), the paper [1] demonstrates that QHMMs are a special subclass of the general class of Observable Operator Models (OOMs) and also provides a learning algorithm for HQMMs using the constrained Gradient Descent method. It also demonstrates that this approach is faster and more suitable for larger models compared to previous learning algorithms. In addition, there are other learning algorithm of QHMMs like [13], this work demonstrates some theoretical advantages of QHMMs compared to HMMs and also that each HMM of finite dimension can be modeled by a QHMM of finite dimension.

In this paper, we will discuss a very complex problem in the field of Probabilistic Safety Assessment (PSA) using QHMMs. This problem particularly concerns the searching and modeling Failure Scenarios of a system from an initial state to one of the Severe Failure States. Here, we will consider these failure scenarios as sequences, which gives us a sequential dataset, and we will use QHMMs to learn models that can provide us more scenarios and also detect probable and non-probable scenarios.

The rest of this paper is organized as follows: in section II, we describe the classical Hidden Markov Models. In section III, we describe Hidden Quantum Markov Models. In section IV, we discuss our approach, we talk about the process of building a dataset from the system architecture and also how to learn QHMMs from the datasets that we have and how to use these

models to decide if a scenario is probable or not. The results obtained after testing in four datasets are presented in section V. Finally the paper ends with a conclusion.

II. CLASSICAL HIDDEN MARKOV MODELS

In this section, we will briefly recall the definition of the classical Hidden Markov Model (HMM). A hidden Markov model is a tool for representing probability distributions over sequences of observations. It is assumed that each observation X_t was generated by some process whose state $S_t \in [1..K]$ is unknown (hence the name hidden).

Definition 1 (HMM) A HMM is made of five key elements:

- 1) **An alphabet** $\Sigma = \{o_1, \dots, o_M\}$.
- 2) **A set of index of states** $\mathcal{Q} = \{1, \dots, K\}$
- 3) **A transition probability matrix** $A = (a_{kk'})$, $A \in \mathbb{R}^{K \times K}$, $\forall k \sum_{k'} a_{kk'} = 1$, $a_{kk'}$ is the probability of transition from state k to state k' .
- 4) **Emission probabilities** within each state: $e_k(x) = \mathbb{P}(x|Q = k)$, $\sum_{x \in \Sigma} e_i(k) = 1$.
- 5) **Starting probabilities**: π_1, \dots, π_K , $\sum_k \pi_k = 1$.

Therefore a HMM model is denoted $M = \{A, B, \pi\}$, where: A is the transition probability matrix, B contains the emissions probability laws $e_k(x)$, π the starting probabilities.

A. The Forward-Backward algorithm

Given a HMM, we can generate a sequence of length n as follows:

- 1) Start at state Q_1 according to π_1
- 2) Emit observation x_1 according to $e_{Q_1}(x_1)$
- 3) Go to state Q_2 according to a_{Q_1, Q_2}
- 4) ... until emitting x_n

More precisely, given the model M , we want an algorithm that can compute the following probabilities:

- $\mathbb{P}(X)$ the probability of X
- $\mathbb{P}(x_i \dots x_j)$ the probability of a substring of X
- $\mathbb{P}(Q_i = k|X)$ the posterior probability that the i^{th} state is k , given X

In order to calculate $\mathbb{P}(X)$, the probability of the whole sequence given the HMM, we sum all possible ways of generating X :

$$\mathbb{P}(X) = \sum_{\mathcal{Q}} \mathbb{P}(X, \mathcal{Q}) = \sum_{\mathcal{Q}} \mathbb{P}(X|\mathcal{Q}) \mathbb{P}(\mathcal{Q}).$$

To avoid summing over an exponential number of paths \mathcal{Q} , we define the **forward probability**: $f_k(i) = \mathbb{P}(x_1 \dots x_t, Q_t = k)$. This represents the probability of observing the sequence $x_1 \dots x_t$ and having the t^{th} state being k . Straightforward computations give:

$$f_k(t) = \mathbb{P}(x_1 \dots x_t, Q_t = k) = e_k(x_t) \sum_l f_l(t-1) a_{lk} \quad (1)$$

The Equations (1) represents the key of the so-called "Forward Algorithm" since we can compute all the $f_k(t)$ using dynamic programming as follows: firstly we initialize $f_0(0) = 1$ and $\forall k > 0 \quad f_k(0) = 0$, secondly we iterate $f_k(i) = e_k(x_t) \sum_l f_l(t-1) a_{lk}$ and we terminate by putting $\mathbb{P}(X) = \sum_k f_k(N)$.

In order to compute $\mathbb{P}(Q_t = k|X)$ the probability distribution on the t^{th} position given X , we proceed as follows: since we have $\mathbb{P}(Q_t = k|X) = \frac{\mathbb{P}(Q_t = k, X)}{\mathbb{P}(X)}$, we start by computing $\mathbb{P}(Q_t = k, X) = \mathbb{P}(x_1 \dots x_t, Q_t = k, x_{t+1} \dots x_N)$, we obtain:

$$\mathbb{P}(Q_t = k, X) = f_k(t) b_k(t),$$

where $b_k(t)$ are the **backward probability** $b_k(t) = \mathbb{P}(x_{t+1} \dots x_N | Q_t = k)$. It follows that:

$$b_k(t) = \sum_l e_l(x_{t+1}) a_{kl} b_l(t+1). \quad (2)$$

The Equations (2) represents the key of the so-called "Backward Algorithm" since we can compute all the $b_k(t)$ using dynamic programming as follows: firstly we initialize $\forall k \quad b_k(N) = 0$, secondly we iterate $b_k(i) = \sum_l e_l(x_{t+1}) a_{kl} b_l(t+1)$ and we terminate by putting $P(X) = \sum_l \pi_l e_l(x_1) b_l(1)$.

B. The Baum-Welch algorithm

The Forward-Backward algorithm can be adapted into an EM like procedure to learn the model. This is known as the Baum-Welch algorithm.

Repeat until convergence:

- Compute the probability of each state at each position using forward and backward probabilities. This gives the expected distribution of the observations for each state using Bayes Theorem.
- Compute the probability of each pair of states at each pair of consecutive positions t and $t+1$ using forward(t) and backward(t+1). This gives the expected transition counts.

III. QUANTUM HIDDEN MARKOV MODELS

In this section we define the quantum version of HMM, the Quantum Hidden Markov Model (QHMM). To represents an QHMM we use quantum circuits.

Definition 2 (Quantum Hidden Markov Model)

A K -dimensional Quantum Hidden Markov Model ($K - HQMM$) is made by :

- 1) **An alphabet**, a set of discrete observations $\Sigma = \{o_1, \dots, o_M\}$.
- 2) **A set of index of states** $Q = \{1, \dots, K\}$
- 3) **A set of Kraus operators** $\{\psi_{x,\mu_x}\}_{x \in \Sigma, \mu_x \in \mathbb{N}} \in \mathbb{C}^{K \times K}$ where $\sum_{x,\pi} \psi_{x,\pi}^\dagger \psi_{x,\pi} = \mathbb{I}$ and \dagger denotes the complex conjugate transpose.
- 4) **An initial state** $\pi_0 \in \mathbb{C}^{K \times K}$ where π_0 is a Hermitian positive semidefinite matrix of arbitrary rank and $tr(\pi_0) = 1$.

Therefore a $K - HQMM$ model is denoted $qM = (\mathbb{C}^{K \times K}, \{\psi_{x,\mu_x}\}_{x \in \Sigma}, \pi_0)$ where $\pi_0 \in \mathbb{C}^{K \times K}$ is the initial state, and $\{\psi_{x,\mu_x}\}_{x \in \Sigma, \mu_x \in \mathbb{N}} \in \mathbb{C}^{K \times K}$ are the Kraus operators. In classic context the 3) in Definition 1, we use linear map A and B to define different actions: emission and transition. In quantum context we use Kraus operators which characterizes completely any positive map. Moreover by Kraus Theorem any action Φ to a quantum state ρ writes $\Phi(\rho) = \sum_i \mathbb{B}_i \rho \mathbb{B}_i^\dagger$, with $\sum_i \mathbb{B}_i^\dagger \mathbb{B}_i = \mathbb{I}$, the complex matrix \mathbb{B} are the Kraus operators. In quantum context both emission and transition are written as action by using Kraus operators. Therefore the update status π_t rule is computed as follows:

$$\pi_t = \frac{\sum_{\mu_x} \psi_{x,\mu_x} \pi_{t-1} \psi_{x,\mu_x}^\dagger}{tr(\sum_{\mu_x} \psi_{x,\mu_x} \pi_{t-1} \psi_{x,\mu_x}^\dagger)} \quad (3)$$

and probability of a given sequence is given by:

$$\mathbb{P}(X) = tr(\sum_{\mu_{x_t}} \psi_{x_t, \mu_{x_t}} \dots (\sum_{\mu_{x_1}} \psi_{x_1, \mu_{x_1}} \pi_0 \psi_{x_1, \mu_{x_1}}^\dagger) \dots \psi_{x_t, \mu_{x_t}}^\dagger) \quad (4)$$

Definition 3 The Learning Problem

- **Given:** The sequence of observations:
 $X = \{x_1, \dots, x_L\}$
- **Question:** How do we learn Kraus operators $\{\psi_{x,\mu}\}$ to model X using an QHMM?

Both approaches [1], [13] use the negative \mathcal{L} log-likelihood of the data as a loss function. This function

can be written as a function of the set of Kraus operators $\{\psi_{x,\mu}\}$ as follows:

$$\mathcal{L} = -\ln tr(\sum_{\mu_{x_t}} \psi_{x_t, \mu_{x_t}} \dots (\sum_{\mu_{x_1}} \psi_{x_1, \mu_{x_1}} \pi_0 \psi_{x_1, \mu_{x_1}}^\dagger) \dots \psi_{x_t, \mu_{x_t}}^\dagger) \quad (5)$$

with the following constraint $\sum_{x,\mu} \psi_{x,\mu}^\dagger \psi_{x,\mu} = \mathbb{I}$.

An equivalent formulation to the problem of learning a set of N trace-preserving $k \times k$ Kraus operators can be the problem of learning a matrix $\Psi \in \mathbb{C}^{kN \times k}$ where $N = M\mu$ ($M = |\Sigma|$ and μ is the number of kraus operators for each observation) and $\Psi^\dagger \Psi = \mathbb{I}$, where the blocks of Ψ represent the Kraus operators $\{\psi_{x,\mu}\}$ that parametrize the QHMM. The initialization of the matrix Ψ_0 is done randomly, provided that it is unitary. The goal is to update this matrix until we find a matrix Ψ^* that minimizes the function \mathcal{L} in Equation (5).

Srinivasan's approach [13] seeks iteratively to find a series of Givens rotations that locally increase the log-likelihood. But, a Givens rotation only modifies two rows at a time, which leads to the fact that this approach is too slow for learning large matrices. [1] proposes to solve this problem using gradient descent. It proposes to learn Ψ directly with the gradient descent method where G denotes the gradient of the loss function \mathcal{L} in Equation (5) where the update function is:

$$\Psi_{i+1} = \Psi_i - \tau \mathbb{U}_i (\mathbb{I} + \frac{\tau}{2} \mathbb{V}_i^\dagger \mathbb{U}_i)^{-1} \mathbb{V}_i^\dagger \Psi_i \quad (6)$$

where $\mathbb{U}_i = [G | \Psi_i]$, $\mathbb{V}_i = [\Psi_i | -G]$, and G is the gradient at Ψ_i . Algorithm 1 summarizes the approach performed by [1] to learn the parameters of QHMMs using the gradient descent.

IV. HIGHLIGHTS OF OUR CONTRIBUTION

In this section, we will give and describe the highlights of our contribution for the problem of searching failure scenarios of a general system noted S . To do this, we start by defining what is a system and what is a severe state of a system and also what is a Failure Scenario?

Definition 4 System $S = (\Xi, \Phi, \Lambda)$: is a set of n basic events $\Xi = \{\xi_1, \dots, \xi_n\}$ connected between them in a predefined way, where each ξ_i has a probability of breaking down $\mathbb{P}_{down}(\xi_i)$ and a probability of being repaired $\mathbb{P}_{repair}(\xi_i)$. With Φ it is the set of the Sever

Algorithm 1: Learning QHMMs [1]

Input : Training dataset $X \in \mathbb{N}^{m \times l}$, learning rate τ , learning rate decay α , number of batches β , number of epochs v .

Output: $\{\psi_i\}_{i=1}^{M\mu}$

Initialisation

Complex orthonormal matrix on Stiefel manifold $\Psi \in \mathbb{C}^{M\mu n \times n}$ and partition into Kraus operators $\{\psi_i\}_{i=1}^{M\mu}$ which $\psi_i \in \mathbb{C}^{n \times n}$

for $epoch = 1:v$ **do**

Partition training data X into β batches \mathbb{X}_β

for $b=1:\beta$ **do**

Compute gradient $\mathbb{G}_i \leftarrow \frac{\partial l}{\partial \Psi_i}$ for batch $\{\mathbb{X}_\beta\}$ and loss function l .

Compute $\frac{\partial l}{\partial \Psi} = \mathbb{G} \leftarrow [\mathbb{G}_1, \dots, \mathbb{G}_M \mu]^T$

Construct $\mathbb{U} \leftarrow [\mathbb{G} |\psi], \mathbb{V} \leftarrow [|\psi| - \mathbb{G}]$

Update

$$\Psi \leftarrow \Psi - \tau \mathbb{U} (\mathbb{I} + \frac{\tau}{2} \mathbb{V}^\dagger \mathbb{U})^{-1} \mathbb{V}^\dagger \Psi$$

Update learning rate $\tau = \alpha\tau$ Re-partition Ψ into $\{\Psi_i\}$

Return: $\{\Psi_i\}$

States of the system and Λ is a set of failure scenarios of the system.

Definition 5 Sever state $\phi_i \in \Phi$: The state where the whole system is considered to be broken, where ϕ_i is a subset of the set Ξ where all events $\xi_j \in \phi_i$ are broken.

Definition 6 Failure Scenario $\lambda_i \in \Lambda$: is a succession of failures and repair of basic events of the system, where each sequence has a probability calculated like this $\mathbb{P}(\lambda_i) = \prod_j \mathbb{P}_{down/repair}(\xi_j)$.

Suppose that we have a system $S = (\Xi, \Phi, \Lambda)$ of $|\Xi| = n$ basic events, and we search for the failure scenarios of this system Λ that have the probability greater than a fixed probability \mathbb{P}_{min} ($\mathbb{P}(\lambda_i) > \mathbb{P}_{min}$) to reach a serious failure state $\phi_i \in \Phi$.

In order to answer this question, we represent the states of the system by a state graph, and we search in this graph for this subset of path Λ between the current state ϕ_t of the system and all the states of the serious failures $\phi_i \in \Phi$. If we have a system with n basic events, automatically we will have 2^n states of the system, which gives a graph of states with 2^n vertices. The problem here is that the complexity of finding

k paths between two vertices of this graph is NP-complete [2]. So, for each element of Φ , it takes NP-complete complexity to find only k paths instead of all paths. Also, if the initial state ϕ_t is changed, all calculations must be performed again. This approach becomes impossible if we have a system with a very large number of basic events, which leads us to look for other methods to find these failure scenarios.

Instead of using this approach, we propose to learn QHMMs to represent the set of failure scenarios Λ of the system, which allows us to handle these scenarios in a better way, and also to create some predictive models that can be exploited dynamically to generate different possible scenarios from a given state of the system. This approach gives us the possibility to process the failure scenarios to all severe failures instead of processing them one-by-one, and it also gives us the possibility to process only the possible scenarios with a high probability. In addition, this approach gives us the possibility to see if a failure scenario is probable or not.

V. EXPERIMENTAL VALIDATION

In this section, we will show the results of the test on a real small systems. Firstly, we start by comparing the results of QHMMs and HMMs using as metric DA described in the following.

A. Metric

Description accuracy is a scaled log-likelihood independent of sequence of length L [15], [13]. Consider a non linear function $f : (-\infty, 1] \rightarrow (-1, 1]$, the metric is defined as the following:

$$DA = f\left(1 + \frac{\log_s \mathbb{P}(Y/D)}{L}\right) \quad (7)$$

where

$$f(x) = \begin{cases} x, & \text{if } x \geq 0 \\ \frac{1 - \exp(-x/4)}{1 + \exp(-x/4)}, & \text{if } x < 0. \end{cases}$$

Where L is the length of the sequence, s is the number of output symbols in the sequence, Y is the data, and \mathbb{D} is the model. When $DA = 1$, the model predicted the sequence with perfect accuracy, and when $DA > 0$, the model performed better than random. On the real-world dataset, we report the average accuracy for a classification problem.

B. Complexity

The complexity of computing the loss \mathcal{L} using the Equation (5) is $O(\mu MLK^3)$, with M the number of sequences in the batch, L the length of sequences and for the complexity of the update function (6) is $O(\mu MK^3)$. On the other hand, in the classic case, we need to do K operations for each cell which gives the complexity analysis $O(MLK^2)$ for the Forward and Backward algorithms, and we need to store a matrix of size $K \times M$ for each cell which gives $O(MLK)$ for space complexity.

C. Test results

In this section, we will show the results of the tests on four datasets $D1, D2, D3$ and $D4$ of two small PSA systems S_1 and S_2 . Where, $D1$ and $D2$ is the dataset of probable and no-probable scenarios of S_1 respectively, $D3$ and $D4$ is the dataset of probable and no-probable scenarios of S_2 respectively.

Firstly, we compare the classical HMMs and the quantum QHMMs methods by using DA metric. For this purpose we compute the average of DA metric in the results obtained by training and tests for the four datasets $D1, D2, D3, D4$ and both approaches HMMs and QHMMs, the results are shown in figure 1.

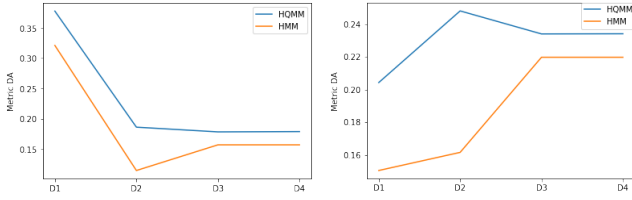


Figure 1. A comparison between HMMs and QHMMs according to the average of DA metric. Figure at left for training dataset and at right for test dataset.

From the results in 1, we can see that the average of DA metric for QHMMs is always higher than HMMs which means that QHMMs is more efficient than HMMs.

In order to identify the probable and no-probable scenarios of a system we use the following strategy: For each system we learn two QHMMs, the first to identify the probable scenarios, and the second to identify the no-probable scenarios. When we have a new scenario we use these two models to decide if it is probable or not, we choose the model that gives the greatest metric DA. In Figure 2, we show the results of the two models

of the first system S_1 where blue color represents the no-probable failure scenarios dataset, red color for the training dataset of the probable scenarios, young for the test dataset of the probable scenarios and green color for the test dataset of the no-probable scenarios. The same thing for the second system S_2 , we show the results in Figure 3.

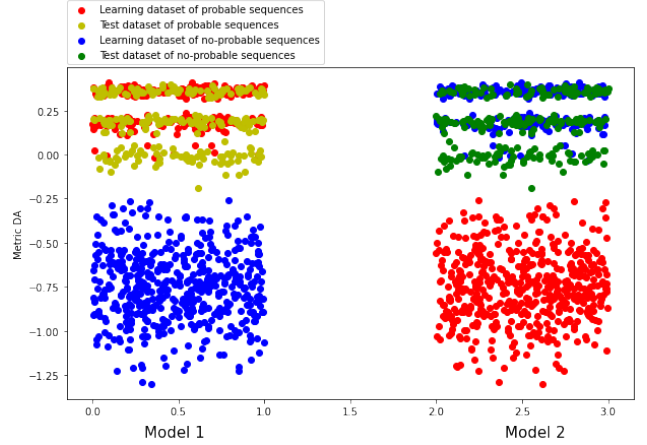


Figure 2. Results of the two models of the system S_1 .

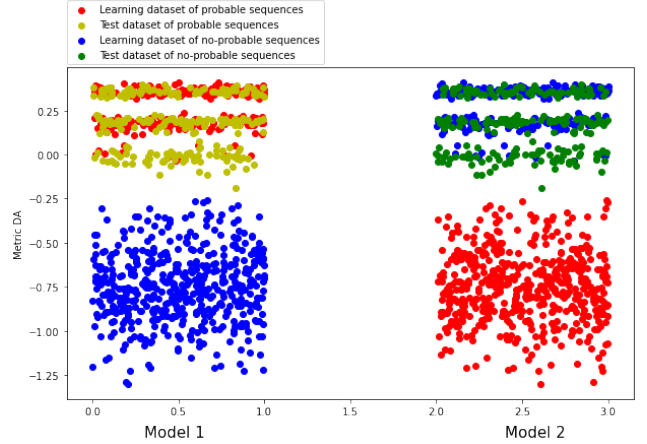


Figure 3. Results of the two models of the system S_2 .

In these results, we can see clearly that Model 1 and Model 3 are able to detect the probable scenarios and Model 2 and Model 4 are able to detect the no-probable scenarios for the both systems. After that we use those two models of each system in order to get the probable or not probable scenario, to do that we calculate the metric of that sequence for each model and we decide that the sequence is probable or not according to the

biggest metric found. In addition, we use these two models of the system to directly generate the probable and no-probable scenarios from a given state of the system, instead of searching for new ones. To do this, we simply give the current state of the system as input to the two models and generate the requested scenarios.

VI. CONCLUSION

In the last few years, several quantum algorithms have been proposed for solving various problems in the field of Machine Learning, both in terms of quality and performance as well as in terms of complexity and execution time. In this paper, we have proposed a strategy to learn failure scenarios for PSA system. We have proposed to use QHMMs models to generate failure scenarios from a given state of the system and also to identify the probable and no-probable failure scenarios of a system. This strategy gives us several advantages compared to the current approaches used in the field of PSA, among them, by doing the learning only once and we can find the failure scenarios from any state of the system. In addition, it allows us to generate new scenarios that we do not have in the dataset. To test this approach, we used four datasets for two small real systems to show that the QHMMs is more efficient than the HMMs. Further more, to show that the models are able to detect the probable and no-probable failure scenarios.

REFERENCES

- [1] Sandesh Adhikary, Siddarth Srinivasan, Geoff Gordon, and Byron Boots. Expressiveness and learning of hidden quantum markov models. In *International Conference on Artificial Intelligence and Statistics*, pages 4151–4161. PMLR, 2020.
- [2] Ali Al Zoobi, David Coudert, and Nicolas Nisse. *On the complexity of finding k shortest dissimilar paths in a graph*. PhD thesis, Inria; CNRS; I3S; UCA, 2021.
- [3] Kaoutar Benlamine, Younès Bennani, Ahmed Zaiou, Mohamed Hibti, Basarab Matei, and Nistor Grozavu. Distance estimation for quantum prototypes based clustering. In Tom Gedeon and al., editors, *Neural Information Processing*, pages 561–572. Springer International Publishing, 2019.
- [4] Pablo Antonio Moreno Casares, Roberto Campos, and Miguel Angel Martin-Delgado. Qfold: quantum walks and deep learning to solve protein folding. *Quantum Science and Technology*, 2022.
- [5] Mogens Dalgaard, Felix Motzoi, and Jacob Sherson. Predicting quantum dynamical cost landscapes with deep learning. *Physical Review A*, 105(1):012402, 2022.
- [6] Lov K Grover. A fast quantum mechanical algorithm for database search. In *Proceedings of the twenty-eighth annual ACM symposium on Theory of computing*, pages 212–219, 1996.
- [7] Gregg Jaeger. *Quantum information*. Springer, 2007.
- [8] José D Martín-Guerrero and Lucas Lamata. Quantum machine learning: A tutorial. *Neurocomputing*, 470:457–461, 2022.
- [9] Edwin Pednault, John A Gunnels, Giacomo Nannicini, Lior Horesh, and Robert Wisnieff. Leveraging secondary storage to simulate deep 54-qubit sycamore circuits. *arXiv preprint arXiv:1910.09534*, 2019.
- [10] John Preskill. Quantum computing and the entanglement frontier. *arXiv preprint arXiv:1203.5813*, 2012.
- [11] Peter W Shor. Polynomial-time algorithms for prime factorization and discrete logarithms on a quantum computer. *SIAM review*, 41(2):303–332, 1999.
- [12] Jens Sjölund and Maria Bånkestad. Graph-based neural acceleration for nonnegative matrix factorization. *arXiv preprint arXiv:2202.00264*, 2022.
- [13] Siddarth Srinivasan, Geoff Gordon, and Byron Boots. Learning hidden quantum markov models. In *International Conference on Artificial Intelligence and Statistics*, pages 1979–1987. PMLR, 2018.
- [14] Ahmed Zaiou, Younès Bennani, Basarab Matei, and Mohamed Hibti. Balanced k-means using quantum annealing. In *2021 IEEE Symposium Series on Computational Intelligence (SSCI)*, pages 1–7, 2021.
- [15] Ming-Jie Zhao and Herbert Jaeger. Norm-observable operator models. *Neural computation*, 22(7):1927–1959, 2010.
- [16] Han-Sen Zhong, Hui Wang, Yu-Hao Deng, Ming-Cheng Chen, Li-Chao Peng, Yi-Han Luo, Jian Qin, Dian Wu, Xing Ding, Yi Hu, et al. Quantum computational advantage using photons. *Science*, 370(6523):1460–1463, 2020.